

SECTION 2 - STRUCTURE

DESCRIPTION	ASSEMBLY NUMBER
Black Safety Paint	27528
Body Mounting Assembly	A84263G
Brackets and Frame Assembly (R.O.P.S.)	A84175F
Cab and Superstructure Mounting Assembly	A84183A
Decal Assembly, Truck	A84945G
Deflector Assembly, Rock	A84735A
Dump Body Assembly	A84294H
Dump Body Guide Assembly	84410A
Dump Body Lock-up Assembly	A84785A
Dump Body Sideboard Assembly	83288C
Ejector Assembly, Rock	A84091B
Engine Service Ladder Assembly	A84242A
Floor Platform/Brackets, Superstructure (R.O.P.S.)	A84173A
Frame and Brackets Assembly (R.O.P.S.)	A84175F
Fuel Tank Assembly	A84204N
Gray Primer Paint	56300C
Guard Assembly, Mud	A84257B
Guard-Mirror Assembly, Mud	A84737B
Guide Assembly, Dump Body	84410A
Hood Mounting Assembly	A84261A
Ladder and Railing Assembly	A84213G
Ladder Assembly, Engine - Service	A84242A
Left Hand Mirror Mounting Assembly	A84414A
Lock-up Assembly, Dump Body	A84785A
Mirror Assembly, Mud Guard	A84737B
Mirror Mounting Assembly, Left Hand	A84414A
Mirror Mounting Assembly, Right Hand	A84415A
Mud Guard Assembly	A84257B
Mud Guard-Mirror Assembly	A84737B
Paint, Black - Safety	27528
Paint, Gray Primer	56300C
Paint, Yellow	56300E
Primer Paint, Gray	56300C
R.O.P.S. Frame and Brackets Assembly	A84175F
R.O.P.S. Superstructure, Floor Platform/Brackets	A84173A
Railing and Ladder Assembly	A84213G
Right Hand Mirror Mounting Assembly	A84415A
Rock Deflector Assembly	A84735A

DESCRIPTION**ASSEMBLY NUMBER**

Rock Ejector Assembly	A84091B
Safety Paint, Black	27528
Safety Sign Assembly - English	A83678K
Service Ladder Assembly, Engine	A84242A
Sideboard Assembly, Dump Body	83288C
Sign Assembly, Safety - English	A83678K
Superstructure and Cab Mounting Assembly	A84183A
Superstructure, Floor Platform/Brackets (R.O.P.S.)	A84173A
Tank Assembly, Fuel	A84204N
Truck Decal Assembly	A84945G
Yellow Paint	56300E

P/N 27528
"SUREFOOT" NON SLIP
ABRASIVE BLACK PAINT
(IN 5 GALLON CANS)



UNIT RIG

BLACK SAFETY PAINT

27528

EN 64712

SHEET 1 OF 1

P/N 56300C
PAINT, PRIMER, LH GRAY



UNIT RIG
ENGINEERING

PAINT, PRIMER, LH GRAY

56300C

E.N. 90835

SHEET 1 OF 1

P/N 56300E
PAINT, LH YELLOW
(in 5 gallon cans)



UNIT RIG
ENGINEERING

PAINT, LH YELLOW

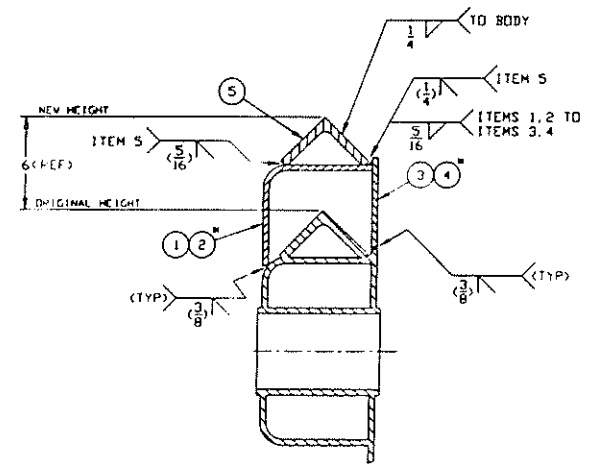
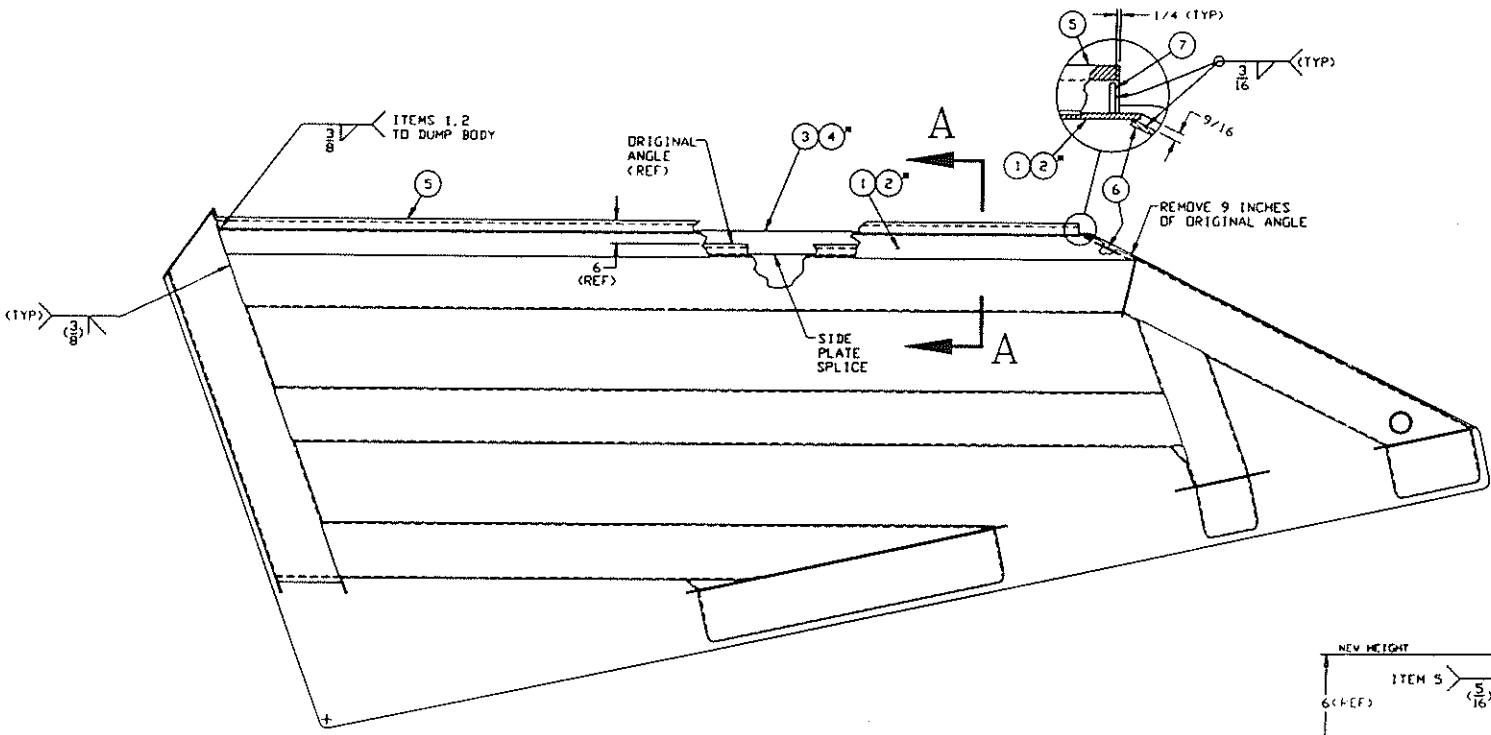
56300E

E.N. 90835

SHEET 1 OF 1

THIS DOCUMENT CONTAINS INFORMATION PROPRIETARY TO UNIT RIG, A DIVISION OF TERRY CORPORATION. IT SHALL NOT BE REPRODUCED, USED OR DISCLOSED TO ANYONE WITHOUT PRIOR WRITTEN PERMISSION OF UNIT RIG.

38828C



ITEM	QTY	PART NO.	DESCRIPTION
1	1.00	Y26745A	3/8 X 12.53 X 234.19 02-561
2	1.00	Y26745B	3/8 X 12.53 X 234.19 02-561
3	1.00	Y26745C	3/8 X 6 X 234.43 02-561
4	1.00	Y26745E	3/8 X 6 X 234.43 02-561
5	2.00	Y26745F	L4" X 4 X 1/2 X 221-3/16
6	2.00	Y26745G	3/8 X 6.6 X 12.99 02-375
7	2.00	Y26560Y	3/8 X 1.96 X 4.65 02-561

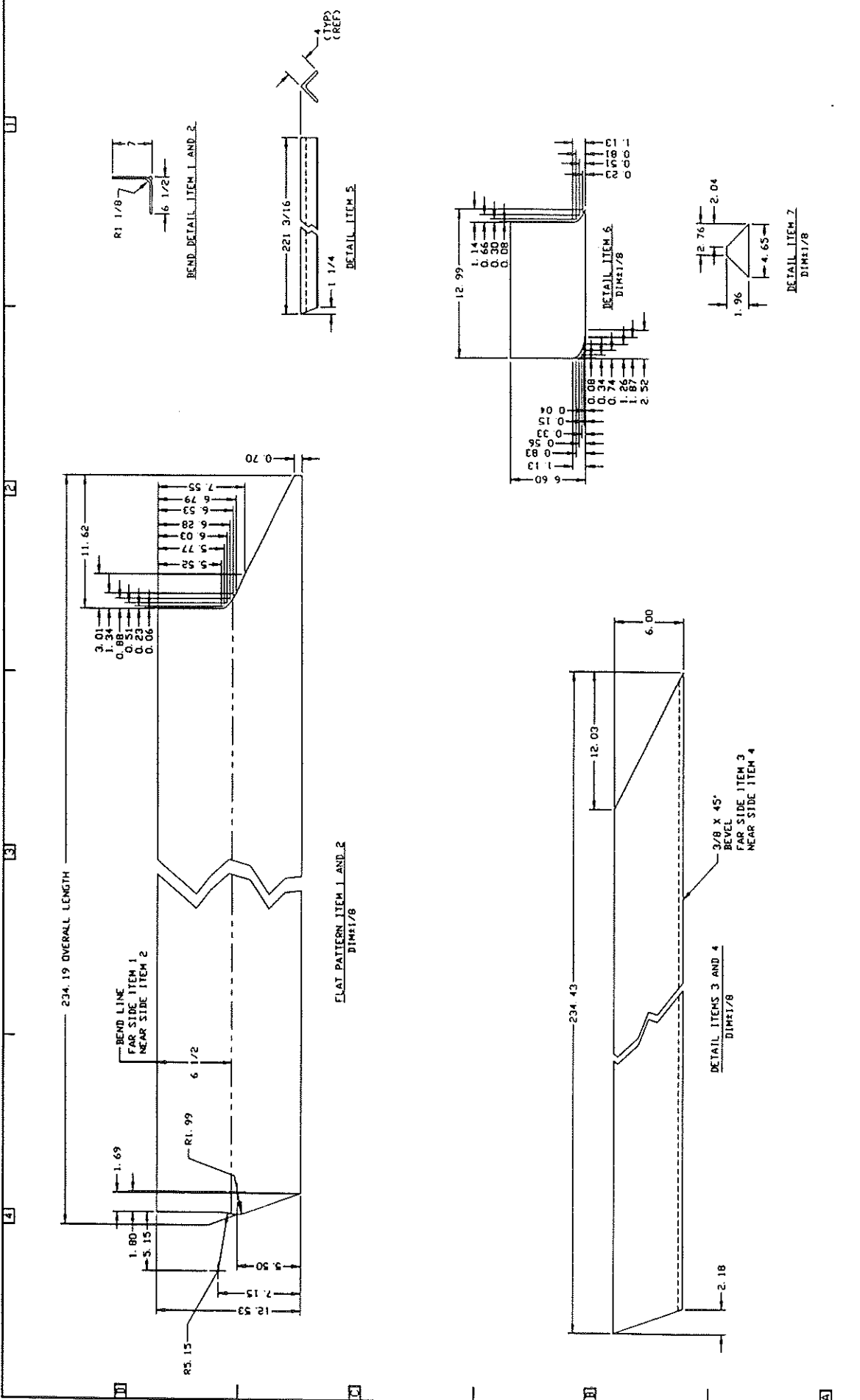
NOTES:
 1. **PARTS FOR RIGHT SIDE.
 2. FABRICATE PER 02-563 WELD CONSOLIDATION DOCUMENT.

SEC A-A

				SIDEBOARD ASSEMBLY, 6 INCH			
				UNIT RIG			
				BDRTHICK			
				83288C			


THIS DOCUMENT CONTAINS INFORMATION PROPRIETARY TO UNIT RIG, A DIVISION OF TEREX CORPORATION. IT SHALL NOT BE REPRODUCED, USED OR DISCLOSED TO ANYONE WITHOUT PRIOR WRITTEN PERMISSION OF UNIT RIG

83288C



SIDEBOARD ASSEMBLY, 6 INCH		UNIT RIG	
REV	DATE	BY	CHKD
1	5-99	MLKAS	MLKAS
2			
3			
4			
5			
6			
7			
8			
9			
10			
11			
12			
13			
14			
15			
16			
17			
18			
19			
20			
21			
22			
23			
24			
25			
26			
27			
28			
29			
30			
31			
32			
33			
34			
35			
36			
37			
38			
39			
40			
41			
42			
43			
44			
45			
46			
47			
48			
49			
50			
51			
52			
53			
54			
55			
56			
57			
58			
59			
60			
61			
62			
63			
64			
65			
66			
67			
68			
69			
70			
71			
72			
73			
74			
75			
76			
77			
78			
79			
80			
81			
82			
83			
84			
85			
86			
87			
88			
89			
90			
91			
92			
93			
94			
95			
96			
97			
98			
99			
100			

83288C



E.N. NO.
86471

670
ED

ELLIS

DODDEN

DR.
MASSIE

THIS DOCUMENT CONTAINS INFORMATION PROPRIETARY TO
UNIT RIG DIVISION OF TEREX CORPORATION. IT SHALL NOT BE
REPRODUCED, USED OR DISCLOSED TO ANYONE WITHOUT PRIOR
WRITTEN PERMISSION OF UNIT RIG.
© COPYRIGHT DATE 5-4-92

AIVERT

A83678

LOCATE INSIDE CONTROL BOX
BELOW SHUNTS 1 & 2

3 20 21 LOCATE CENTERED ON CONTROL
BOX LOWER SIDE COVER

LOCATE IN EACH
CORNER ON REAR
SURFACE OF FAN
SHROUD

7 20 21 LOCATE CENTERED ON
BACK OF CONTROL BOX

5 20 21

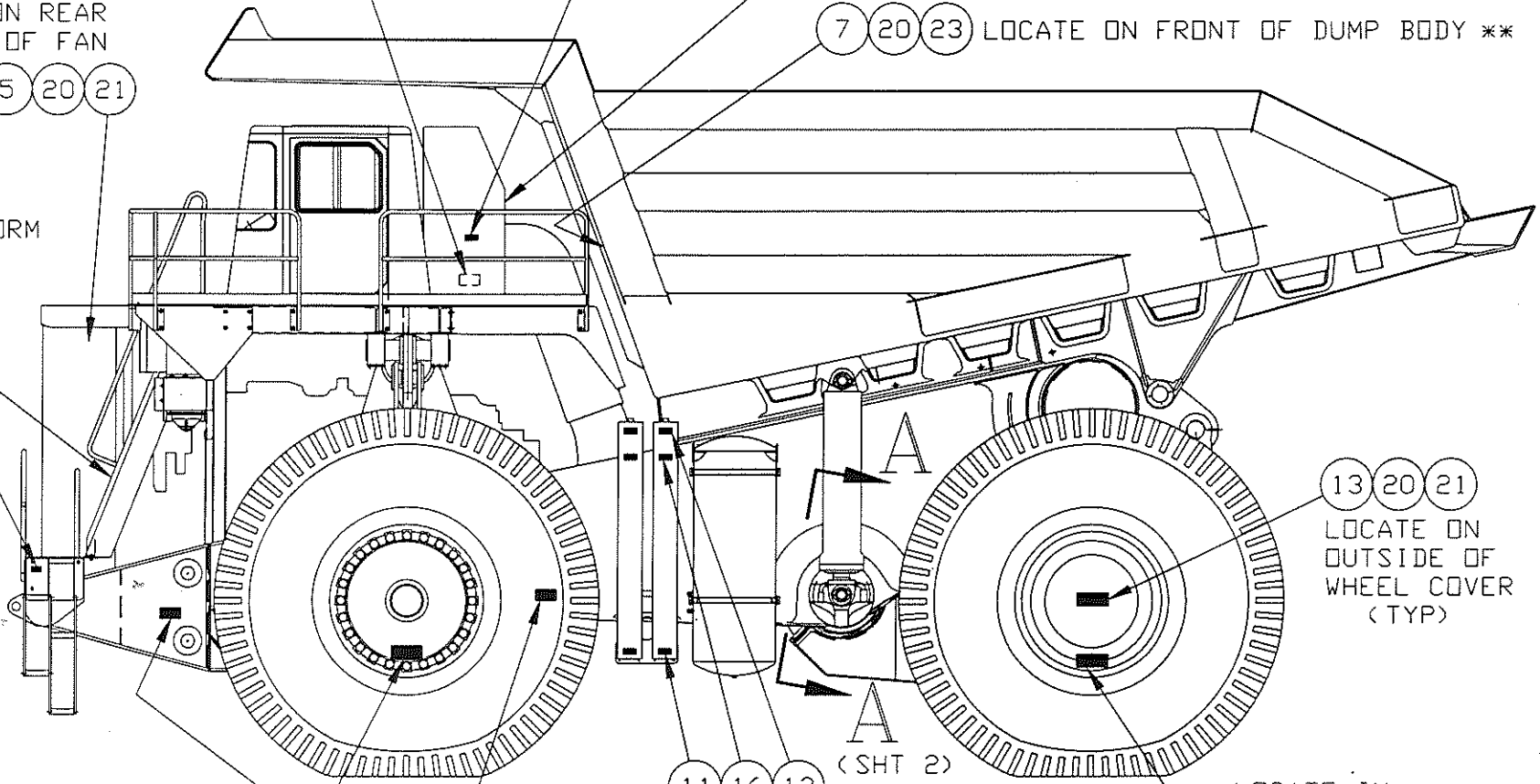
7 20 23 LOCATE ON FRONT OF DUMP BODY **

LOCATE ON
LADDER PLATFORM
OR AT FOURTH
STEP

1 20 21



13 20 21
LOCATE ON
OUTSIDE OF
WHEEL COVER
(TYP)



11 16 12
(TYP EACH STRG.
ACCUMULATOR)

8
LOCATE IN
RIM IN LINE
WITH VALVE STEM
(TYP)

LOCATE ON
WHEEL IN LINE
WITH VALVE STEM
(TYP)

6 20 23 LOCATE ON FRAME
OUTER SURFACE **
(TYP)

ITEMS NOT SHOWN ON
BILL OF MATERIALS
ARE NOT USED.

** - TACK WELD ITEM 23 TO TRUCK

SAFETY SIGN ASSY

SHEET 1 OF 5

A83678

A83678

REVISED

THIS DOCUMENT CONTAINS INFORMATION PROPRIETARY TO UNIT RIG, A DIVISION OF TEREX CORPORATION. IT SHALL NOT BE REPRODUCED, USED OR DISCLOSED TO ANYONE WITHOUT PRIOR WRITTEN PERMISSION OF UNIT RIG. © COPYRIGHT DATE

DR. MASSIE
ENG. APP. DODEN
REL. CK. ELLIS

LOCATE NEAR RADIATOR CAP

4 20 21

LOCATE ON LOWER RIGHT FRONT OF CAB

1 20 21

LOCATE CENTERED ON CONTROL BOX DOOR

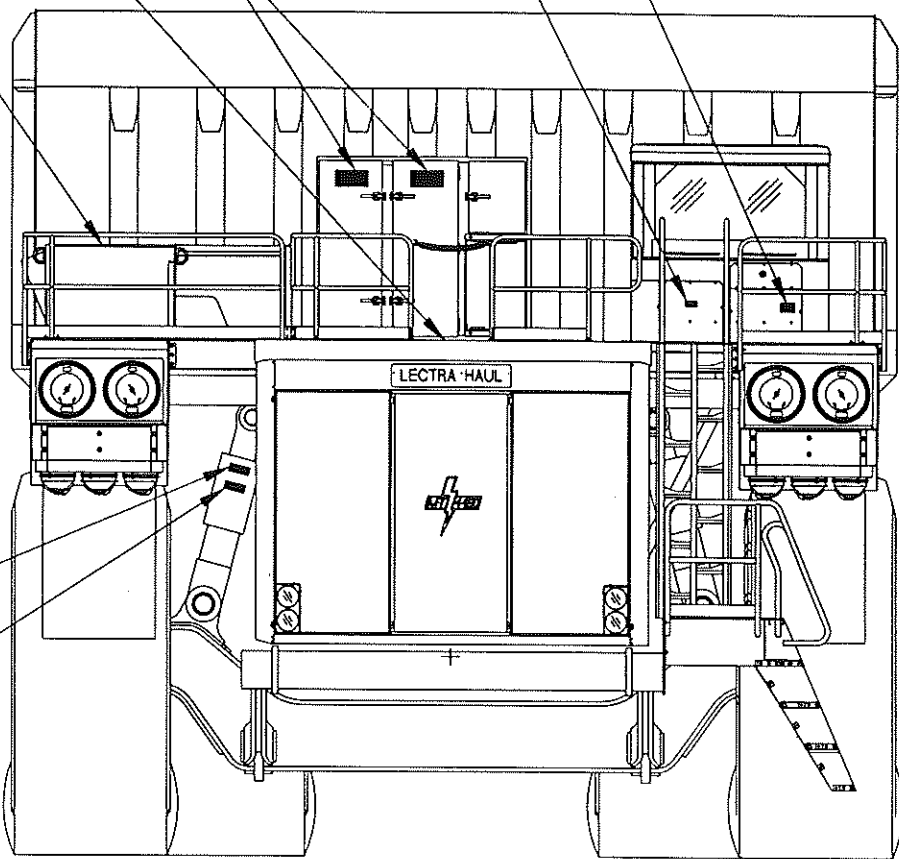
3 20 21

LOCATE BESIDE BRAKE VALVE

12 20 21

LOCATE CENTERED ON EACH GRID BOX COVER

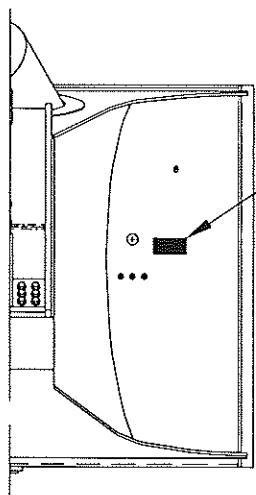
3 20 21



LOCATE ON OUTER TUBE BELOW CHARGING PORTS (TYP)

9

10



12 23

LOCATE ABOVE BULKHEADS INSIDE AND OUTSIDE, TACK WELD ITEM 23 TO TRUCK

VIEW A-A

LEFT FRONT SIDE OF AXLE BOX



SAFETY SIGN ASSY
SHEET 2 OF 5
A83678

90670 RED
86471
E.N. NO.

THIS DOCUMENT CONTAINS INFORMATION PROPRIETARY TO UNIT RIG, A DIVISION OF TEREX CORPORATION. IT SHALL NOT BE REPRODUCED, USED OR DISCLOSED TO ANYONE WITHOUT PRIOR WRITTEN PERMISSION OF UNIT RIG.

A83678

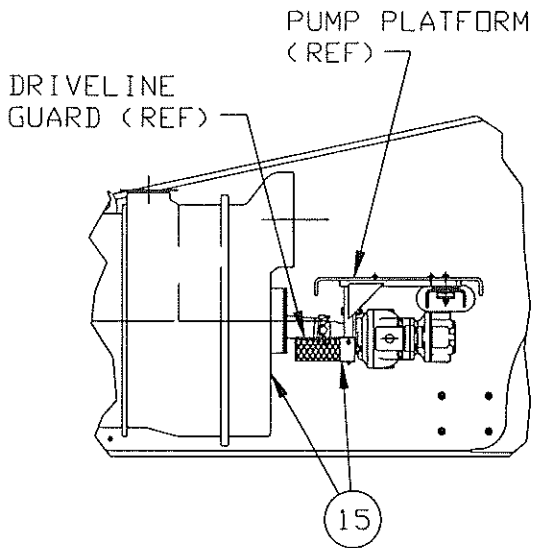
AVERT

© COPYRIGHT DATE

DR
MASSIE

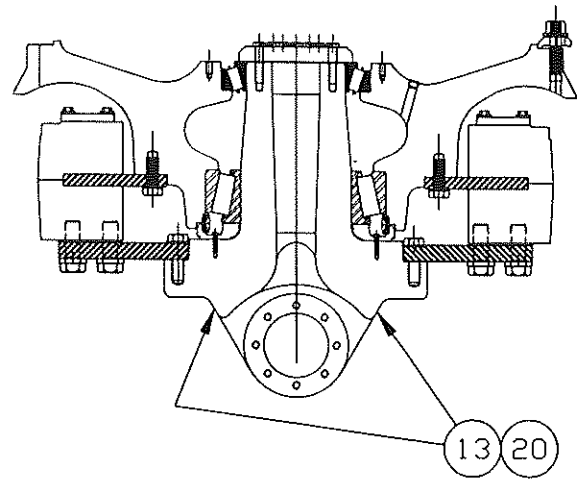
ENG. APP.
DODEN

REL. CK.
ELLIS

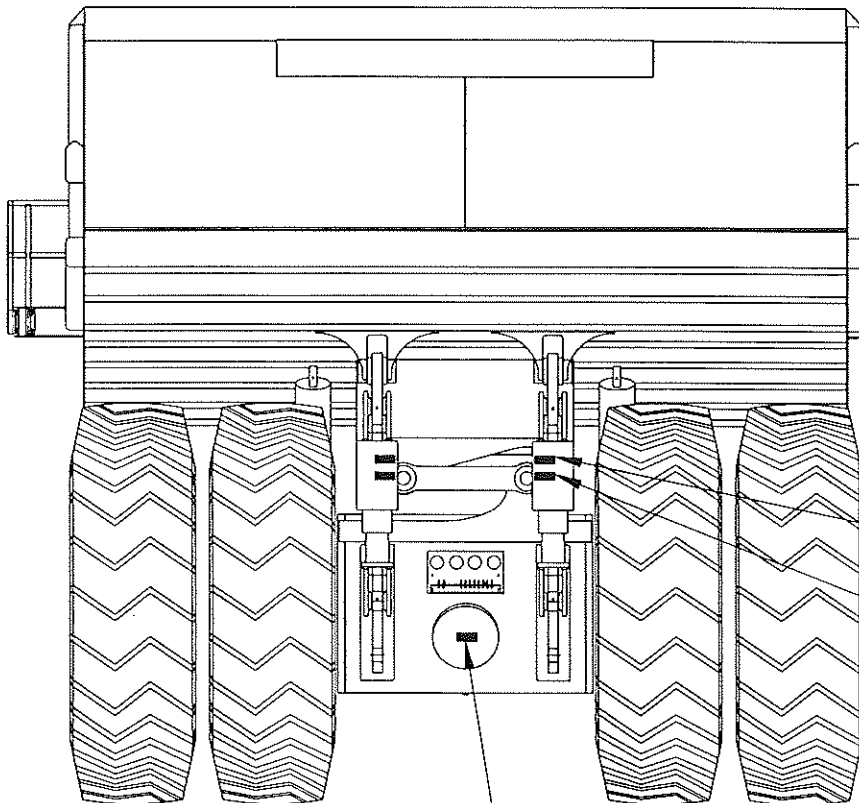


LOCATE ON END OF ALTERNATOR

VIEW AT DRIVELINE INSIDE FRAME



FRONT BRAKE CALIPERS
VIEDED FROM TOP



CENTER ON COVER

9 LOCATE ON OUTER TUBE BELOW CHARGING PORTS (TYP)

10

8670
RED

86471

E.N. NO.



CAD™

SAFETY SIGN ASSY

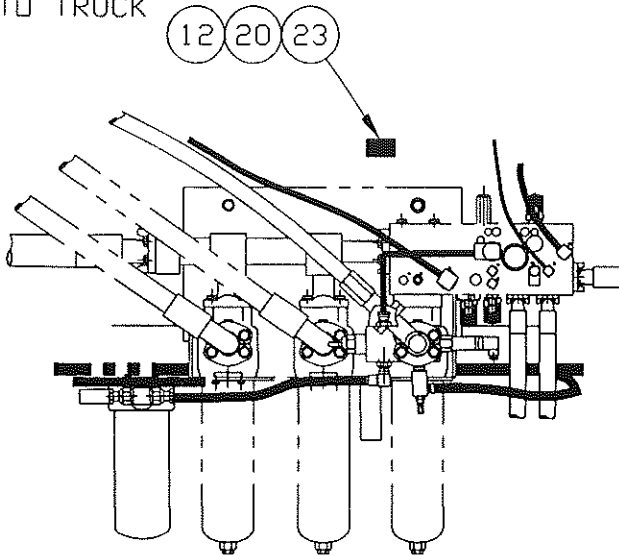
SHEET 3 OF 5

A83678

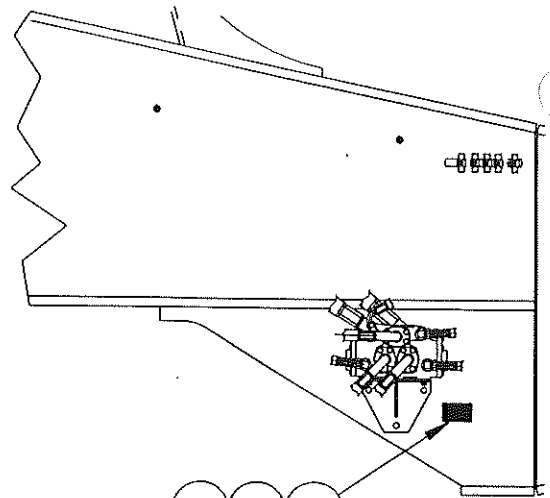
THIS DOCUMENT CONTAINS INFORMATION PROPRIETARY TO
 UNIT RIG, A DIVISION OF TEREX CORPORATION. IT SHALL NOT BE
 REPRODUCED, USED OR DISCLOSED TO ANYONE WITHOUT PRIOR
 WRITTEN PERMISSION OF UNIT RIG.
 © COPYRIGHT DATE

A83678

TACK WELD ITEM 23
 TO TRUCK




VIEW AT HYDRAULIC FILTER
 BRACKET INSIDE LEFT FRAME RAIL

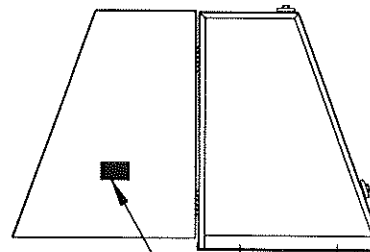


LOCATE NEAR FLOW AMPLIFIER,
 TACK WELD ITEM 23 TO TRUCK

LOCATED INSIDE
 LEFT FRAME RAIL

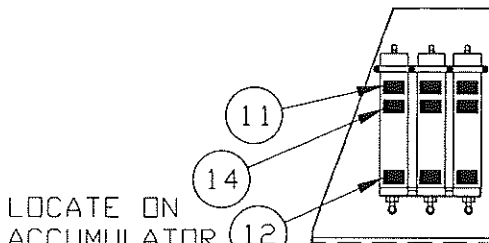


LOCATE ON INSIDE
 OF DOOR PANEL



LOCATE ON INSIDE
 OF DOOR PANEL

FRONT VIEW OF HYDRAULIC
 CABINET LOCATED BEHIND CAB



LOCATE ON
 ACCUMULATOR
 SIDE (TYP)

ACCUMULATORS LOCATED ON BACK
 SIDE OF HYDRAULIC CABINET



CAD™

SAFETY SIGN ASSY

SHEET 4 OF 5

A83678

90670
 RED

86471

E.N. NO.

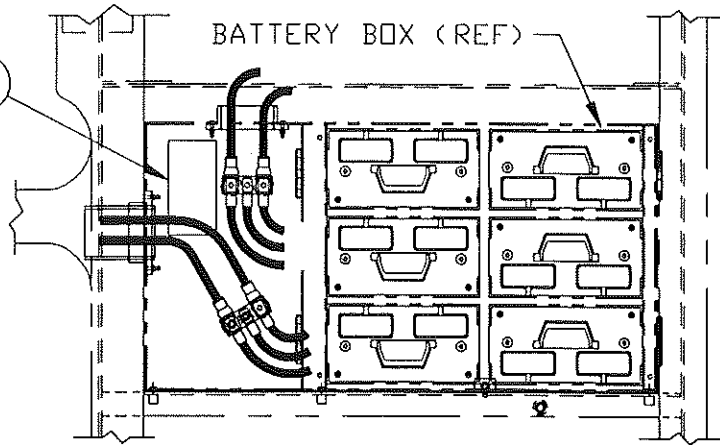
THIS DOCUMENT CONTAINS INFORMATION PROPRIETARY TO
 UNIT RIG, A DIVISION OF TEREX CORPORATION. IT SHALL NOT BE
 REPRODUCED, USED OR DISCLOSED TO ANYONE WITHOUT PRIOR
 WRITTEN PERMISSION OF UNIT RIG.
 © COPYRIGHT DATE

A83678

ADVERT

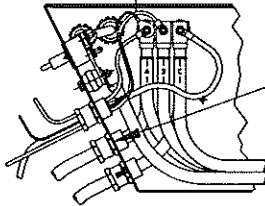
LOCATE ON
 BOTTOM FLOOR
 OF BATTERY BOX

26



BATTERY BOX (REF)

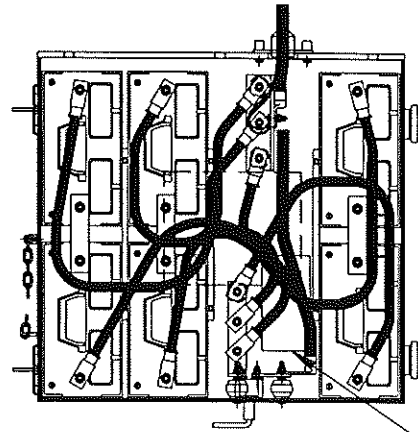
VIEW OF BATTERY BOX LOCATED ON DECK



27

LOCATE ON END
 TOWARD TOP

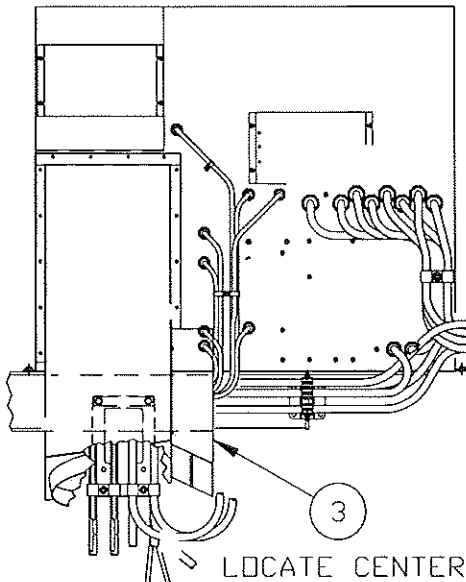
VIEW OF BATTERY BOX
 LOCATED INSIDE LEFT FRAME RAIL



28

LOCATE ON
 BOTTOM FLOOR
 OF BATTERY BOX

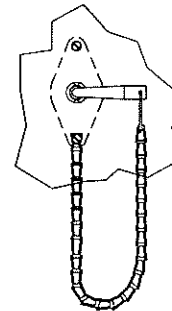
VIEW OF BATTERY BOX
 LOCATED OUTSIDE RIGHT FRAME RAIL



3

LOCATE CENTERED
 ON RECTIFIER COVER

VIEW FROM BEHIND CONTROL BOX



18

INSTALL NEAR
 SWITCH HANDLE

VIEW AT BATTERY ISOLATION SWITCH

8670
 RED

86471

E.N. NO.



CAD™

SAFETY SIGN ASSY

SHEET 5 OF 5

A83678



THIS DOCUMENT CONTAINS INFORMATION PROPRIETARY TO UNIT RIG, A DIVISION OF OREX CORPORATION. IT SHALL NOT BE REPRODUCED, USED OR DISCLOSED TO ANYONE WITHOUT PRIOR WRITTEN PERMISSION OF UNIT RIG.

© Copyright date

A83678K

ITM	QTY PER ASSY	COMPONENT	DESCRIPTION
001	2	76600E	SIGN (DWG 76600A-Z) CAUTION-USE HANDRAIL.
002	REF 1	NOT-USED	PART NOT USED
003	7	76330C	SIGN (DWG 76330A-Z) DANGER-HIGH VOLTAGE
004	1	76600K	SIGN (DWG 76600A-Z) CAUTION-COOLING SYSTEM UNDER PRESSURE. REMOVE CAP PROPERLY.
005	4	76600F	SIGN (DWG 76600A-Z) CAUTION-ROTATING MACHINERY. EXERCISE CAUTION WHEN WORKING IN THIS AREA.
006	4	76329E	SIGN (DWG 76329A-Z) WARNING-STAY CLEAR. CLEARANCE REDUCED WHEN MACHINE IS STEERED. MOVING COMPONENTS MAY CAUSE CRUSHING.
007	2	76600C	SIGN (DWG 76600A-Z) CAUTION-SAFETY CABLES OR BLOCKS MUST BE USED TO SECURE DUMP BODY IF MAINTENANCE IS REQUIRED IN THIS AREA.
008	4	76330B	SIGN (DWG 76330A-Z) DANGER-DEFLATE TIRES COMPLETELY BEFORE LOOSENING ANY LUG NUTS.
009	4	76600W	SIGN (DWG 76600A-Z) CAUTION - RELEASE ALL NITROGEN BEFORE ATTEMPTING DIS-ASSEMBLY. TO RELEASE NITROGEN CONSULT SERVICE MANUAL.
010	4	76330G	SIGN (DWG 76330A-Z) DANGER - CHARGE WITH DRY NITROGEN ONLY. DO NOT USE OXYGEN. OXYGEN MAY CAUSE A VIOLENT EXPLOSION. CONSULT SERVICE MANUAL FOR CORRECT CHARGING PROCEDURE.
011	5	76600P	SIGN (DWG 76600A-Z) CAUTION-RELEASE ALL

DR.
DODEN
ENG. APP.
GAP
REL. CK.
Ellis

SAFETY SIGN ASSY-ENGL



SHEET 1 OF 3
ASSY.
NO. A83678K

54

E.N. NO.
88581

A83678K

THIS DOCUMENT CONTAINS INFORMATION PROPRIETARY TO UNIT RIG, A DIVISION OF TEREX CORPORATION. IT SHALL NOT BE REPRODUCED, USED OR DISCLOSED TO ANYONE WITHOUT PRIOR WRITTEN PERMISSION OF UNIT RIG.

Copyright date

ITM	QTY PER ASSY	COMPONENT	DESCRIPTION
017	1	76600X	SIGN (DWG 76600A-Z) CAUTION - CHECK TIGHTNESS OF ALL BOLTS AFTER MOVING SHUNTS
018	1	84723A	SIGN (DWG 84723A-Z) WARNING-FAILURE TO APPLY PARK BRAKE PRIOR TO TURNING OFF THE BATTERY ISOLATION SWITCH MAY RESULT IN INJURY OR DEATH CONSULT OPERATOR MANUAL FOR CORRECT USE OF THIS SWITCH DWG ONLY. SAFETY SIGNS
099	REF 1	A83678	

MT4400-ENGLISH

DR.
DODEN

ENG. APP.

REL. CK.

BR54

BR581



SAFETY SIGN ASSY-ENGL

SHEET 3 OF 3

ASSY.
NO. A83678K

THIS DOCUMENT CONTAINS INFORMATION PROPRIETARY TO UNIT RIG, A DIVISION OF TEREX CORPORATION. IT SHALL NOT BE REPRODUCED, USED OR DISCLOSED TO ANYONE WITHOUT PRIOR WRITTEN PERMISSION OF UNIT RIG.

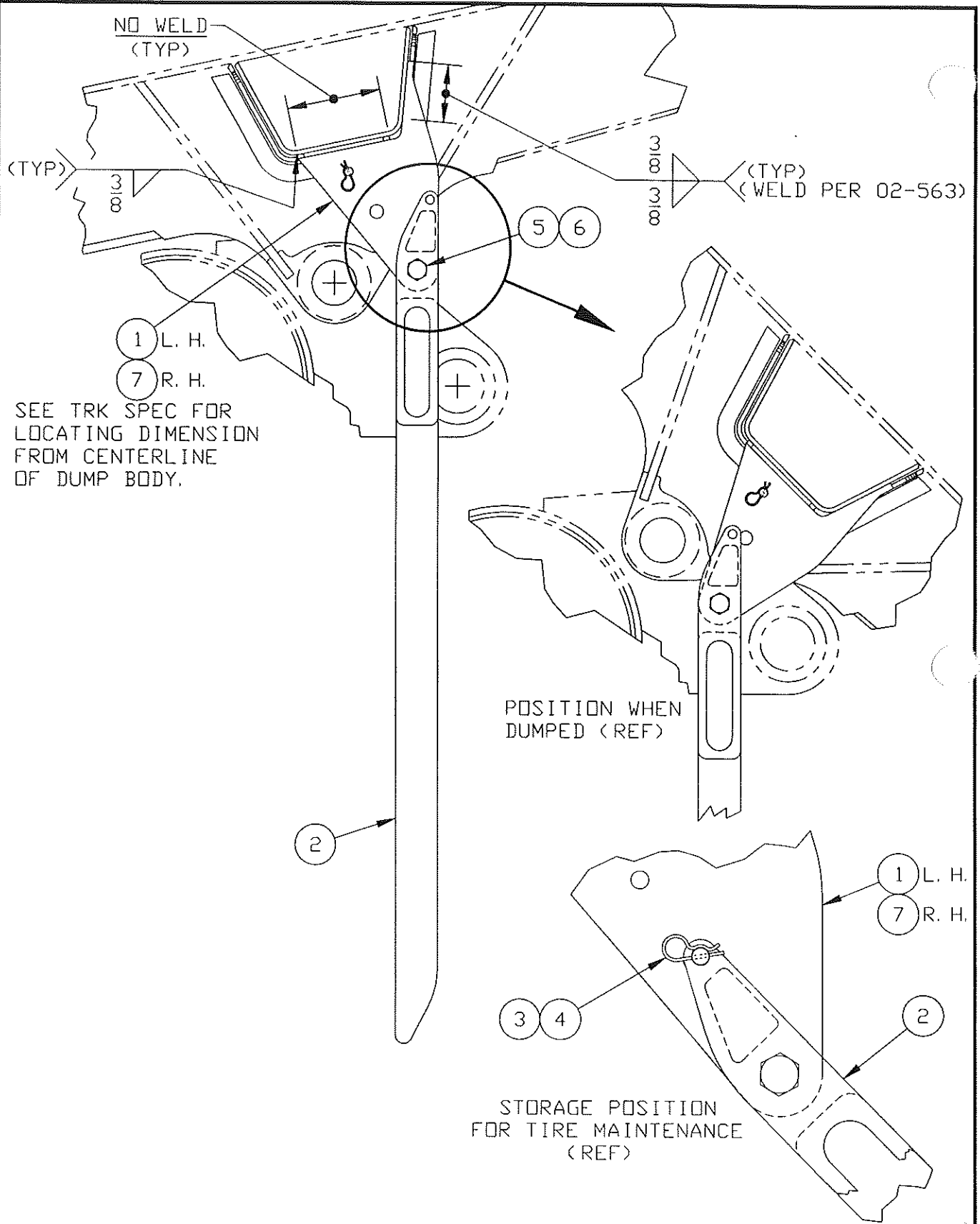
A84091

AVERS

© COPYRIGHT DATE

DR.
BORTHICK
ENG. APP.
BAM
REL. CK.
ELLIS

88575
88130
E.N. NO.



ROCK EJECTOR ASSEMBLY

SHEET 1 OF 1

A84091

A84091B

THIS DOCUMENT CONTAINS INFORMATION PROPRIETARY TO UNIT RIG. A DIVISION OF TEREX CORPORATION. IT SHALL NOT BE REPRODUCED, USED OR DISCLOSED TO ANYONE WITHOUT PRIOR WRITTEN PERMISSION OF UNIT RIG.

1/12/95

Copyright date

ITM	QTY PER ASSY	COMPONENT	DESCRIPTION
001	1	74245T	BRACKET.RCK EJCTR LH
002	2	73323G	EJECTOR.ROCK
003	2	55223	PIN-CLEVIS.1" DIA
004	2	55222	PIN-CLEVIS
005	2	52000	CAPSCR.HX.1-1/2-6NC X 3-1/2 GR 8
006	2	26716	NUT-LOCK HX 1-1/2 6NC
007	1	74245U	BRACKET.RCK EJCTR RH
099	REF 1	A84091	DWG ONLY-EJECTOR ASSY

FOR MT4400 W/TAPERED BOLSTERS. HAS SINGLE HANGING POINT AND EJECTOR STOWS UP.

DR
T. DODEN
ENG. APP
FUJIAN
REV. CA
Ellis

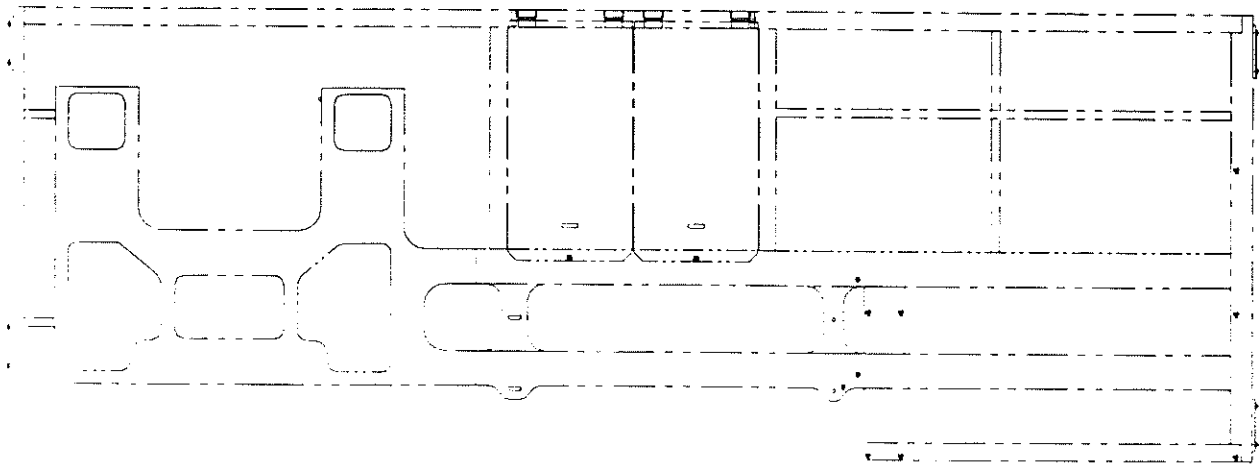
ROCK EJECTOR ASSY



SHEET 1 OF 1
ASSY.
NO. A84091R

88575

Assembly A84173A, SUPERSTRUCTURE, FLOOR
PLATFORM/BRACKETS (R.O.P.S.) contains proprietary
information.
If more information is necessary please contact your
Terex Mining/Unit Rig representative.



UNIT RIG

SERVICE PARTS

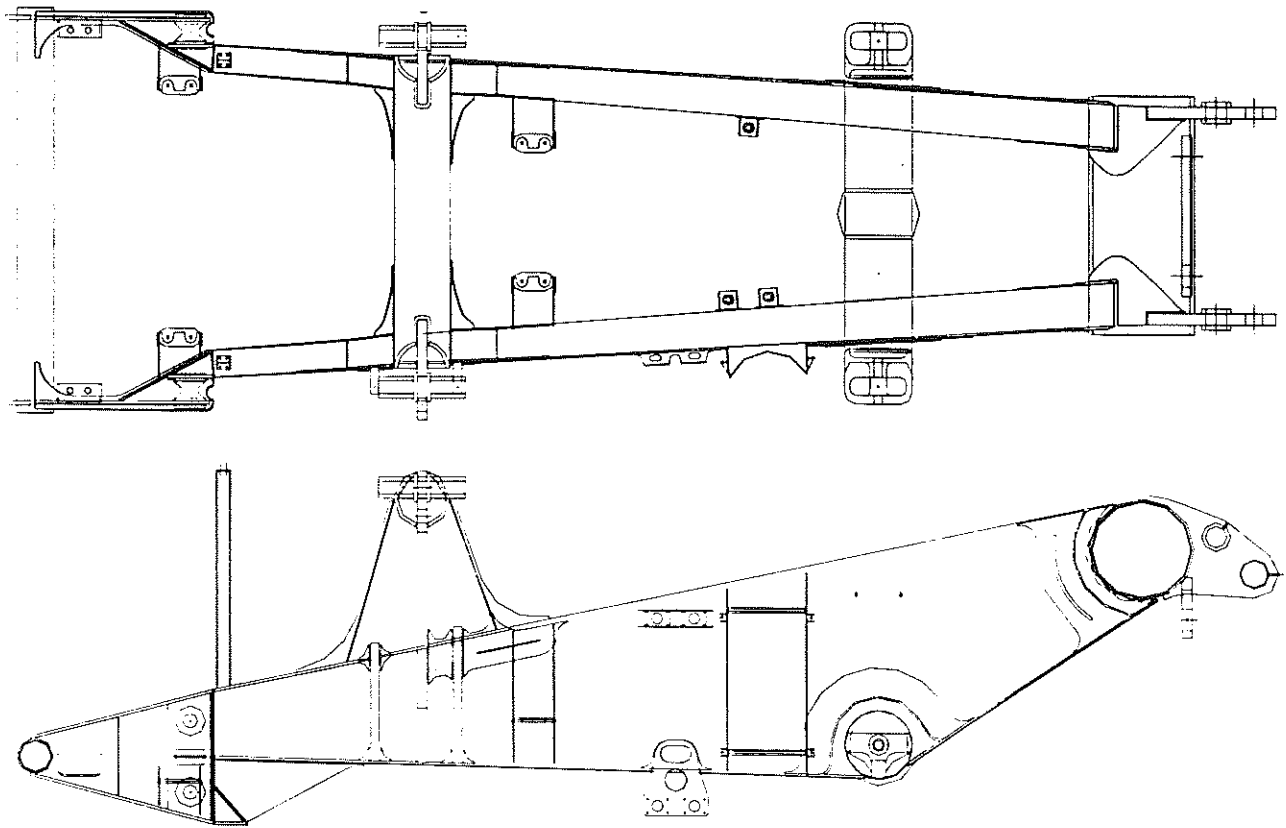
SUPERSTRUCTURE, FLOOR
PLATFORM/BRACKETS
(R.O.P.S.)

A84173A

E.N. 91006

SHEET 1 OF 1

Assembly A84175F, FRAME AND BRACKETS ASSEMBLY
(R.O.P.S.) contains proprietary information.
If more information is necessary please contact your
Terex Mining/Unit Rig representative.



UNIT RIG
SERVICE PARTS

FRAME AND BRACKETS
ASSEMBLY (R.O.P.S.)

A84175F

E.N. 90970

SHEET 1 OF 1

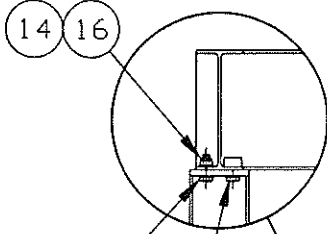
A84183

THIS DOCUMENT CONTAINS INFORMATION PROPRIETARY TO UNIT RIG, A DIVISION OF TEREX CORPORATION. IT SHALL NOT BE REPRODUCED, USED OR DISCLOSED TO ANYONE WITHOUT PRIOR WRITTEN PERMISSION OF UNIT RIG.
© COPYRIGHT DATE --10-25-94--

DR. MASSIE
ENG. APP. FUJAN
REL. CK.

TORQUE TO 500 FT-LB
SEE NOTE

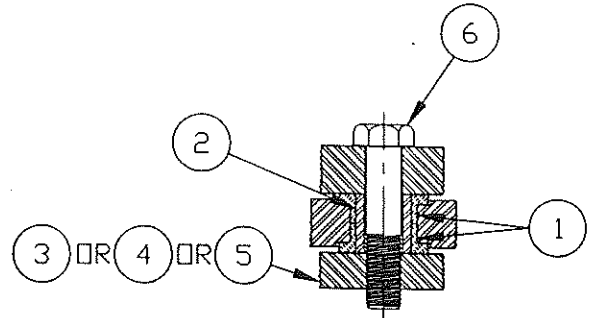
(TYP 4 PLCS)



(TYP 4 PLCS)

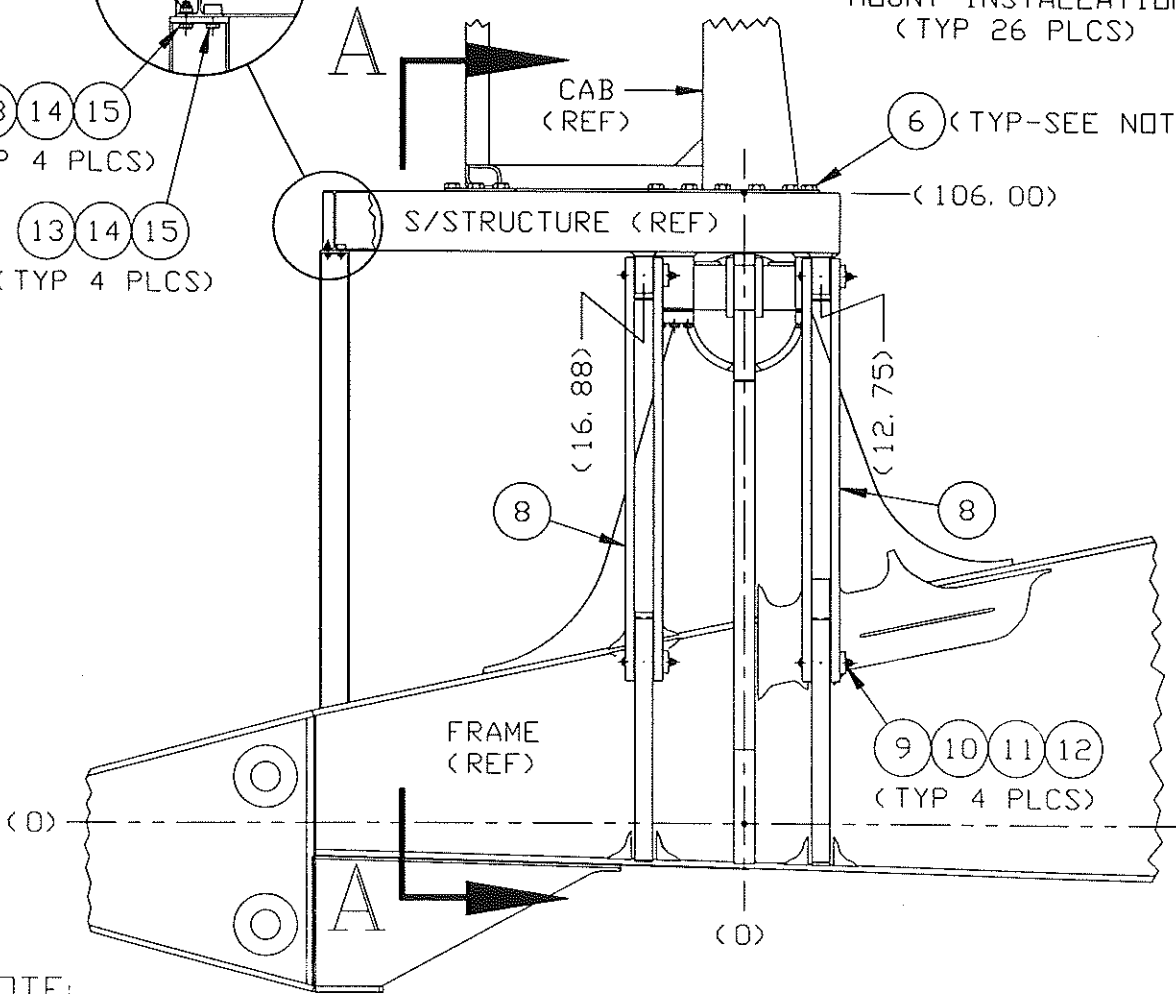


(TYP 4 PLCS)



MOUNT INSTALLATION
(TYP 26 PLCS)

6 (TYP-SEE NOTE 4)



NOTE:

- 1 - TORQUE ALL FASTENERS PER SPEC 02-475 UNLESS OTHERWISE NOTED.
- 2 - STENCIL ON CAP (ITEM 17) ITS' CORNER LOCATION (ie; LF = LEFT FRONT).
- 3 - TACK NUT (ITEM 12) TO BOLT THREAD (ITEM 11), AFTER TORQUING, AT TRUCK ERECTION.
- 4 - APPLY LOCTITE TO THREADS BEFORE INSTALLING.
- 5 - ALL (DIM) ARE 'ENG REF'.

90801

88437

E.N. NO.



SUPERSTRUCTURE
CAB MOUNTING

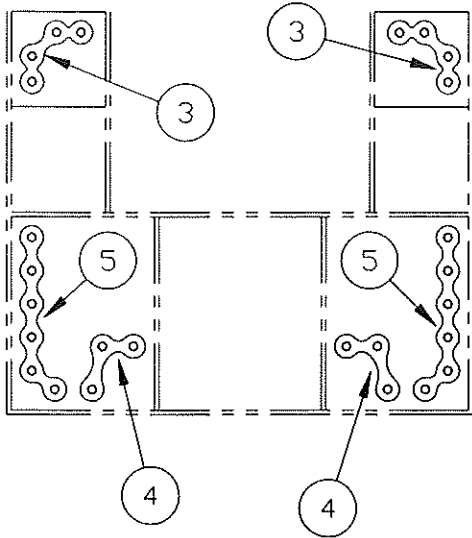
SHEET 1 OF 2

A84183

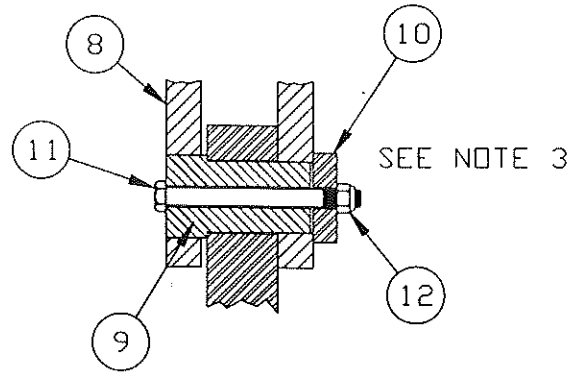
THIS DOCUMENT CONTAINS INFORMATION PROPRIETARY TO
 UNIT RIG, A DIVISION OF TEREX CORPORATION. IT SHALL NOT BE
 REPRODUCED, USED OR DISCLOSED TO ANYONE WITHOUT PRIOR
 WRITTEN PERMISSION OF UNIT RIG.
 © COPYRIGHT DATE

A84183

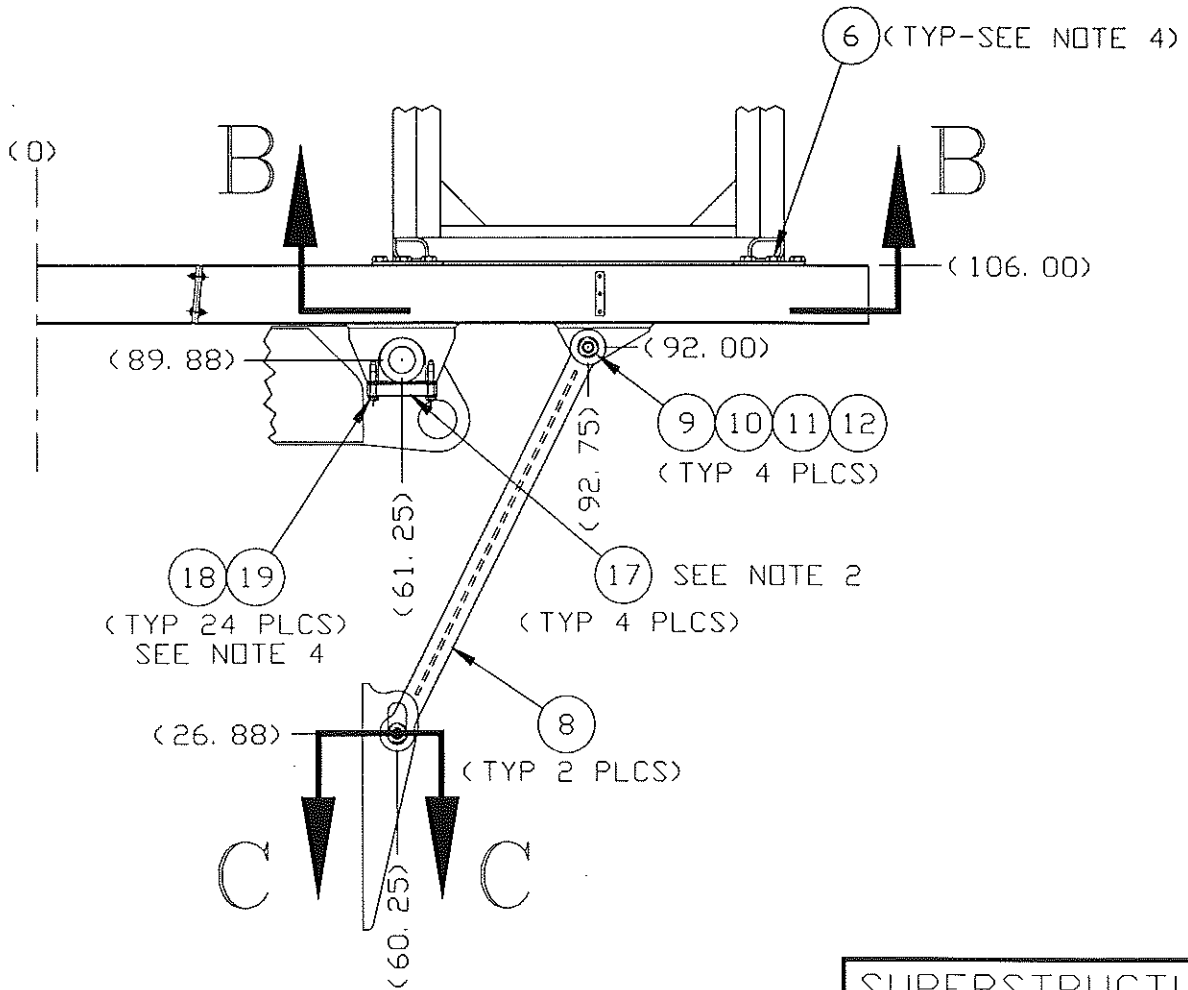
FRONT OF CAB



VIEW B-B
 (RETAINER CONFIGURATION)



SEC C-C
 (TYP 4 PLCS)



VIEW A-A



SUPERSTRUCTURE &
 CAB MOUNTING


SHEET 2 OF 2

A84183

90801

88437

E.N. NO.



ABA183A

THIS DOCUMENT CONTAINS INFORMATION PROPRIETARY TO UNIT RIG, A DIVISION OF TEREX CORPORATION. IT SHALL NOT BE REPRODUCED, USED OR DISCLOSED TO ANYONE WITHOUT PRIOR WRITTEN PERMISSION OF UNIT RIG.

© Copyright date

ITM	QTY PER ASSY	COMPONENT	DESCRIPTION
001	52	55482	MOUNT, VIBRATION
002	26	84153A	MOUNT, SPACER
003	2	84178A	RETAINER PL, CAB FRT
004	2	84178B	RETAINER PL, CAB RR
005	2	84178C	RETAINER PL, CAB RR
006	26	28022	CAPSCR, HX, 1-1/2-6NC X 7 GR 8
008	2	83065C	LINK, R.O.P.S.
009	4	83066A	PIN, ROPS
010	4	83068A	RETAINER, PIN, ROPS
011	4	52096	CAPSCR, HX, 3/4-10NC X 8-1/2 GR 5
012	4	12185	NUT-HEX, FLXLC 3/4-10
013	8	25113	CAPSCR, HX, 5/8-11NC X 2-1/4 GR 8
014	12	912944	WASHER, SPECIAL X 1.125 OD, 3/16" THK
015	8	25912	WSHR, FL, 5/8 X 1.750 OD
016	4	1032488	NUT, (DWG 1104418) HX, CRNLK, 5/8-11UNC
017	4	83070B	CAP, R.O.P.S. MOUNT
018	24	28299	CAPSCR, HX, 1-14NF X 4-1/2 GR 8
019	24	913739	WSHR, FL, HARDND, 1" X 2.000 OD
099	REF 1	A84183	DWG ONLY, S/S & CAB MT

MT4400 W/ R.O.P.S. -
ALL PARTS TO MOUNT
CAB TO S/S PLATFORM
AND S/S TO FRAME.

DR.
HASSTIE
 ENG. APP.

REL. CK.
Ellis

90801

88787

88437
 E.N. NO.



CAB & S/S MOUNTING

SHEET | OF |
 ASSY.
 NO. A84183A

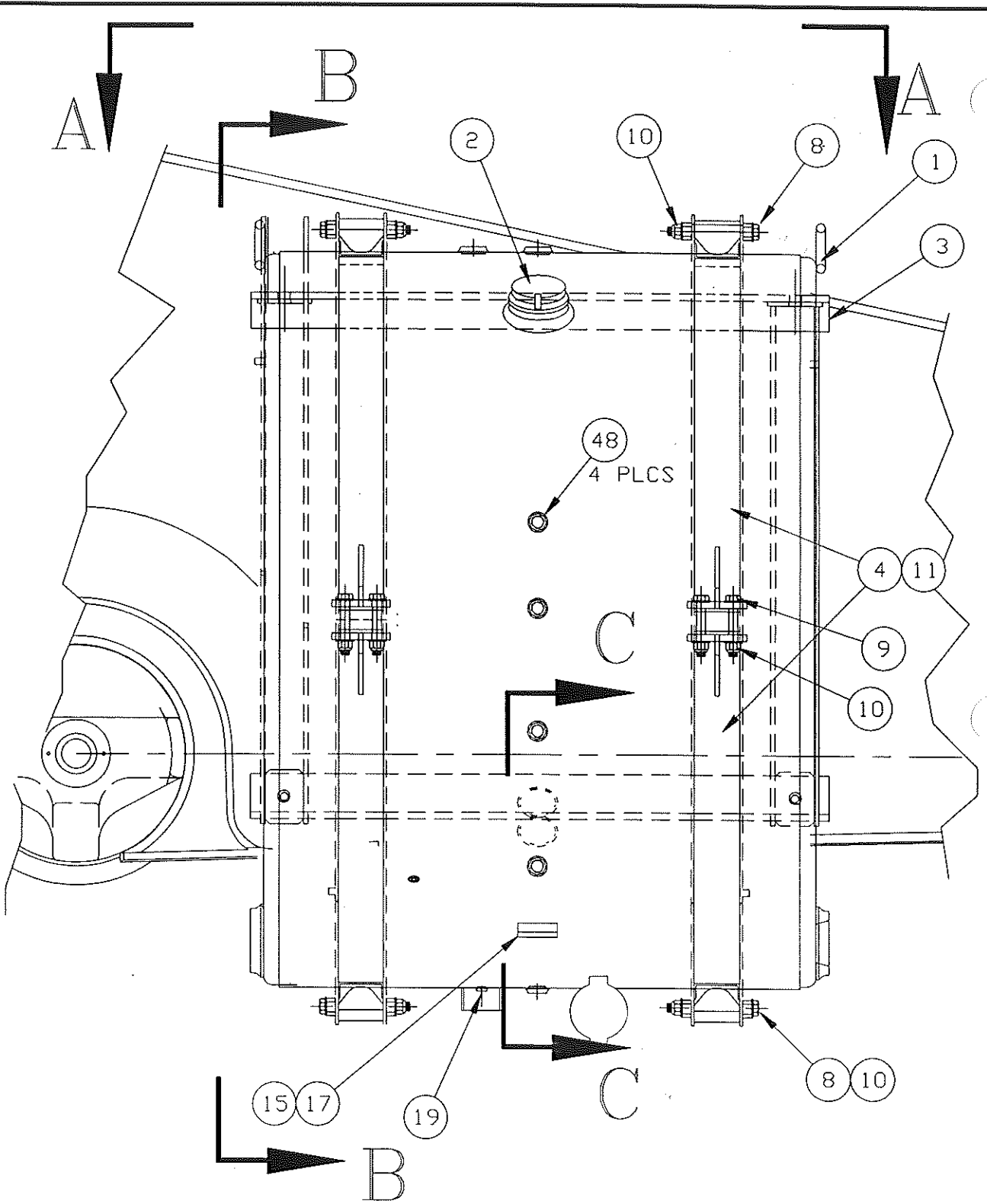
A84204

ALVCR

THIS DOCUMENT CONTAINS INFORMATION PROPRIETARY TO UNIT RIG, A DIVISION OF TEREX CORPORATION. IT SHALL NOT BE REPRODUCED, USED OR DISCLOSED TO ANYONE WITHOUT PRIOR WRITTEN PERMISSION OF UNIT RIG.
© COPYRIGHT DATE - 12/05/94

DR.
T. DODEN
ENG. APP.
ROBINSON
REL. CK.
J. ELLIS

90608
90293
90114
89137
88962
88816
88772
88750
E.N. NO.
88506



FUEL TANK ASSEMBLY

SHEET 1 OF 6

A84204

A84204

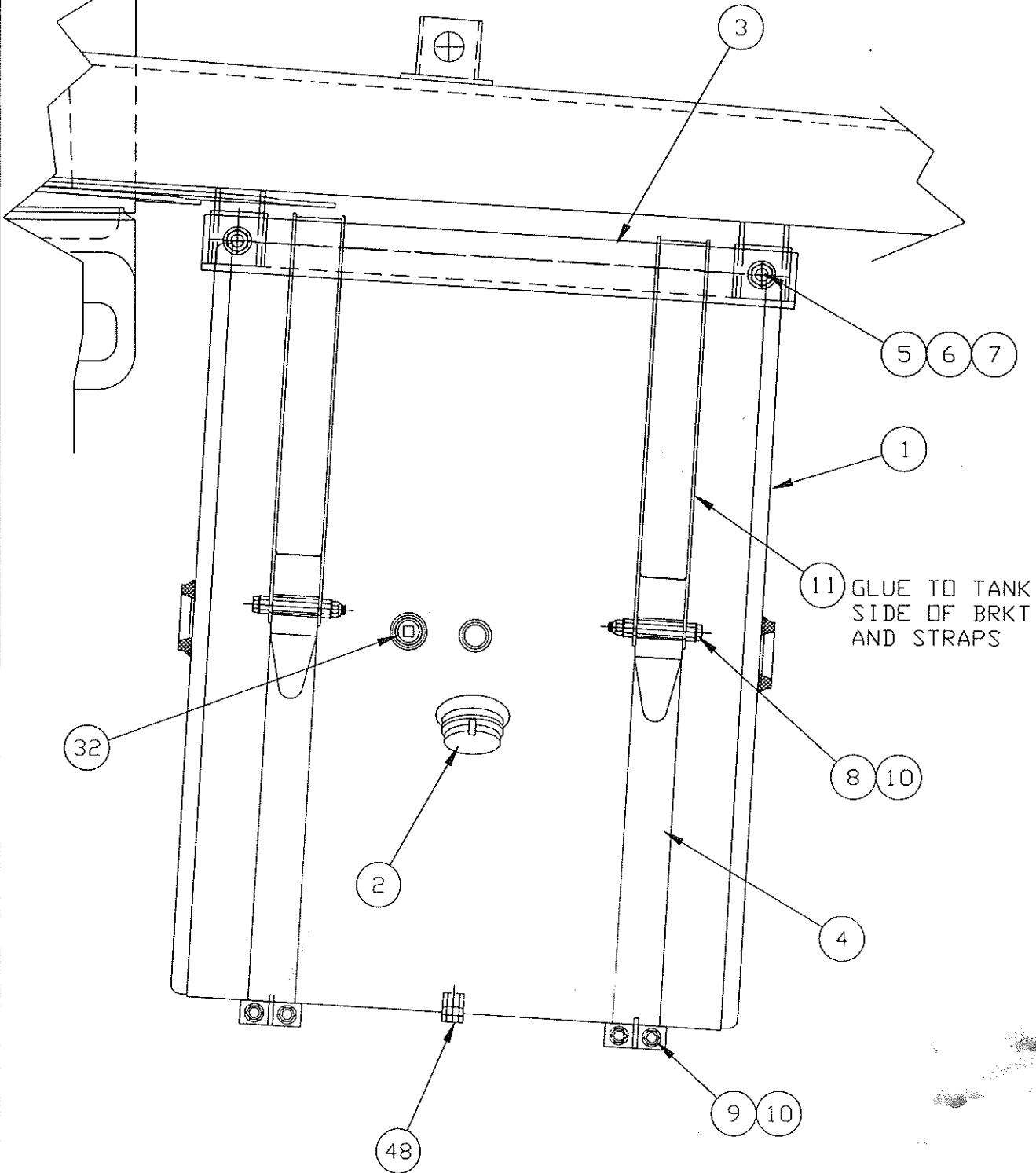
ALVERT

THIS DOCUMENT CONTAINS INFORMATION PROPRIETARY TO UNIT RIG, A DIVISION OF TEREX CORPORATION. IT SHALL NOT BE REPRODUCED, USED OR DISCLOSED TO ANYONE WITHOUT PRIOR WRITTEN PERMISSION OF UNIT RIG.
© COPYRIGHT DATE

DR.
T. DODEN
ENG. APP.

REL. CK.

90608
90293
90114
89137
88962
88772
88750
E.N. NO.
88506



VIEW A-A



FUEL TANK ASSEMBLY

SHEET 2 OF 6
A84204

THIS DOCUMENT CONTAINS INFORMATION PROPRIETARY TO UNIT RIG, A DIVISION OF TEREX CORPORATION. IT SHALL NOT BE REPRODUCED, USED OR DISCLOSED TO ANYONE WITHOUT PRIOR WRITTEN PERMISSION OF UNIT RIG.

A84204

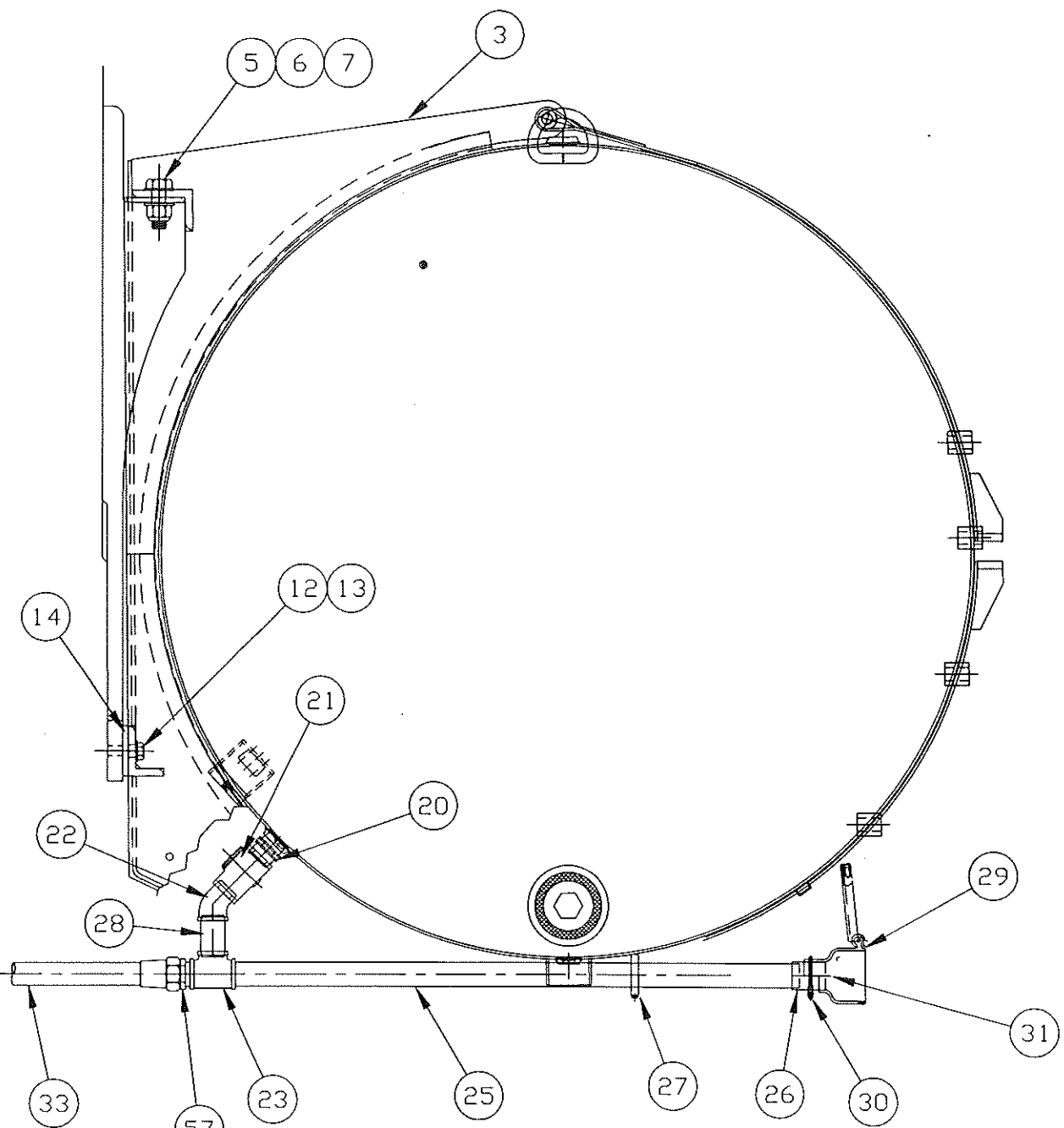
ALVERN

© COPYRIGHT DATE

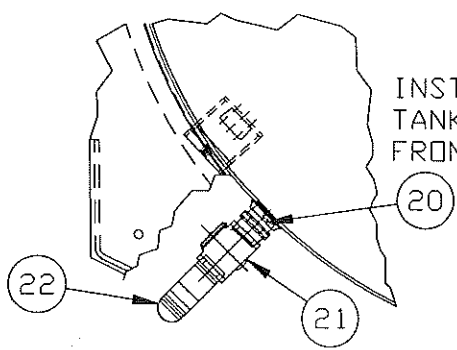
DR.
T. DODEN
ENG. APP.

REL. CK.

90608
90293
90114
89137
88962
88816
88772
88750
E.N. NO.
88506



VIEW B-B



INSTALLATION AT BOTTOM OF TANK FOR FUEL FILL ON FRONT BUMPER OPTION.



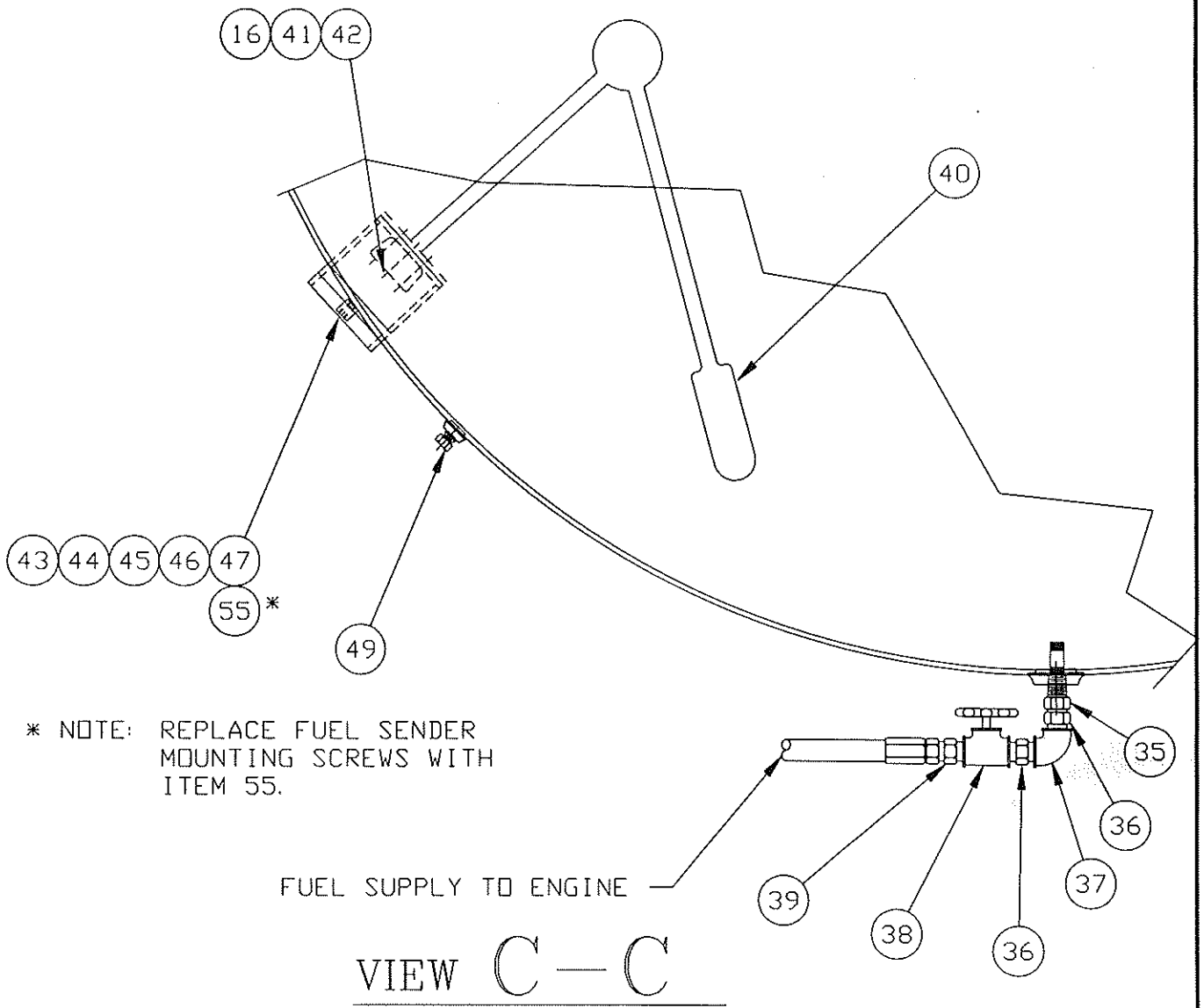
FUEL TANK ASSEMBLY

SHEET 3 OF 6
A84204

THIS DOCUMENT CONTAINS INFORMATION PROPRIETARY TO
UNIT RIG, A DIVISION OF TEREX CORPORATION. IT SHALL NOT BE
REPRODUCED, COPIED OR DISCLOSED TO ANYONE WITHOUT PRIOR
WRITTEN PERMISSION OF UNIT RIG.
© COPYRIGHT DATE

A84204

ASVCR



DR.
T. DODEN
ENG. APP.
REL. CK.
90608
90293
90114
89137
88962
88772
88750
E.N. NO.
88506



FUEL TANK ASSEMBLY
SHEET 4 OF 6
A84204

88506 E.N. NO.
 88750
 88772
 88816
 88962
 89137
 90114
 90293
 90608

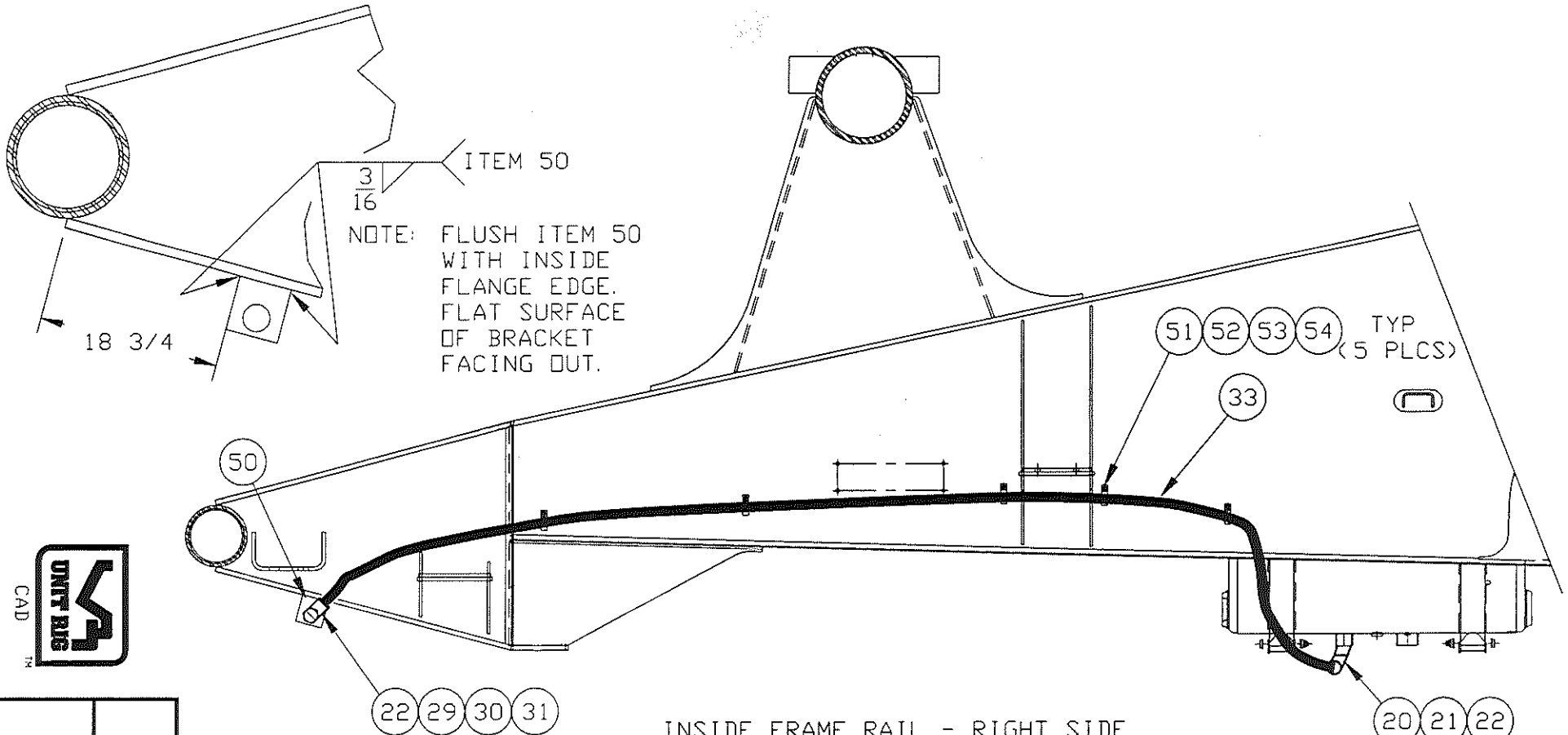
REL. CK

T. DODDEN
 ENG. APP.

THIS DOCUMENT CONTAINS INFORMATION PROPRIETARY TO
 UNIT RIG, A DIVISION OF TEREX CORPORATION. IT SHALL NOT BE
 REPRODUCED, USED OR DISCLOSED TO ANYONE WITHOUT PRIOR
 WRITTEN PERMISSION OF UNIT RIG.
 © COPYRIGHT DATE _____

A84204

ALVERT



ITEM 50
 $\frac{3}{16}$
 NOTE: FLUSH ITEM 50
 WITH INSIDE
 FLANGE EDGE.
 FLAT SURFACE
 OF BRACKET
 FACING OUT.

18 3/4

51 52 53 54 TYP
 (5 PLCS)

33

50

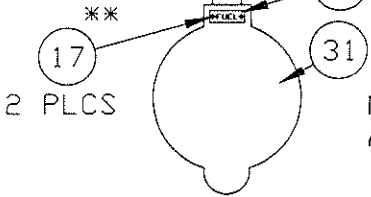
22 29 30 31

20 21 22

INSIDE FRAME RAIL - RIGHT SIDE

FOR FUEL FILL ON FRONT BUMPER OPTION

2 7/16
 15 CENTER NAMEPLATE



NAMEPLATE INSTALLATION
 AT DRY BREAK FUEL GUARD

** DRILL 1/8" HOLE
 5/16" DEEP ON
 ITEM 31 (2 PLCS)

NOTE: USE EXISTING HYDROZORB BRACKETS AND INSTALL TUBE CLAMPS TO
 SECURE HOSE IN PLACE. WHERE NECESSARY WELD BOLTING PADS AND
 USE TUBE CLAMPS TO SECURE HOSE.



FUEL TANK ASSEMBLY

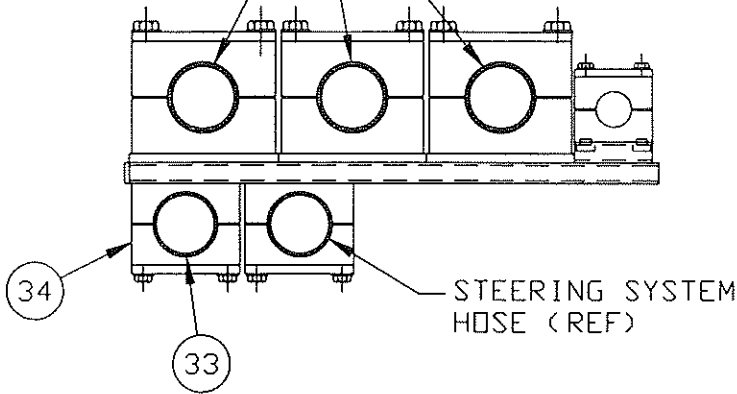
SHEET 5 OF 6
 A84204

A84204

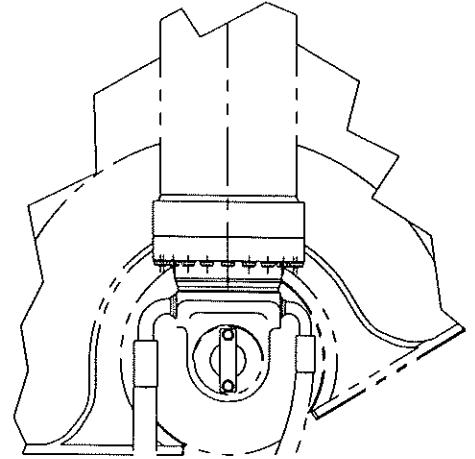
ALVERT

THIS DOCUMENT CONTAINS INFORMATION PROPRIETARY TO UNIT RIG, A DIVISION OF TEREX CORPORATION. IT SHALL NOT BE REPRODUCED, USED OR DISCLOSED TO ANYONE WITHOUT PRIOR WRITTEN PERMISSION OF UNIT RIG.
© COPYRIGHT DATE

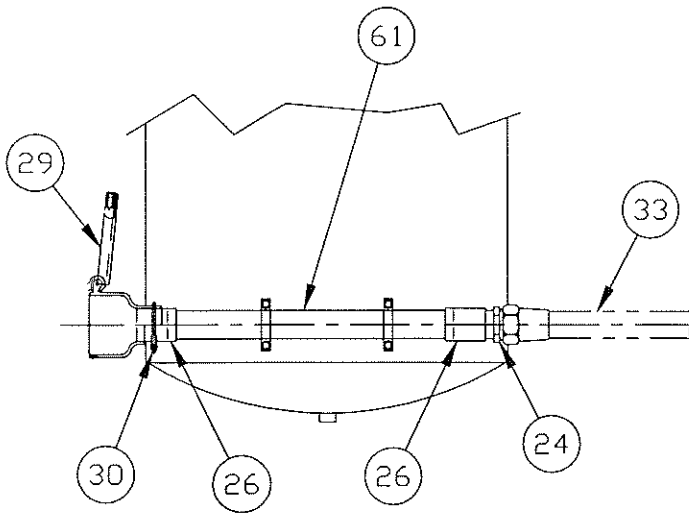
DUMP SYSTEM
HOSES (REF)



VIEW OF CROSSOVER HOSE
FOR MT36/3700 & MT4400 TRUCKS



VIEW OF CROSSOVER HOSE
FOR MT2700/3000/3300 TRUCKS



VIEW OF L. H. NOZZLE
@ REAR SIDE OF HYD. TANK

DR.
T. DODEN

ENG. APP.

REL. CK.

90608

90293

90114

89137

88962

8816

88772

88750

E.N. NO.
88506



FUEL TANK ASSEMBLY

SHEET 6 OF 6
A84204

AB4204N

THIS DOCUMENT CONTAINS INFORMATION PROPRIETARY TO UNIT RIG, A DIVISION OF TEREX CORPORATION. IT SHALL NOT BE REPRODUCED, USED OR DISCLOSED TO ANYONE WITHOUT PRIOR WRITTEN PERMISSION OF UNIT RIG.

5/24/98

© Copyright date

ITM	QTY PER ASSY	COMPONENT	DESCRIPTION
001	1	63138T	TANK, FUEL 1300 GALLONS
003	1	70197H	BRKT, FUEL TNK-***RWRK**
004	4	63140G	STRAP-FUEL TANK
005	2	29151	CAPSCR, HX, 1-1/4-7NC X 4-1/2 GR 8
006	2	14551	NUT-HEX, FLXLC 1-1/4-7 31FN-2007 FLEXLOC
007	2	20117	WSHR, FL, HARDND, 1-1/4 X 2.000 OD
008	4	11288	CAPSCR, HX, 1-8NC X 9 GR 5
009	4	10100	CAPSCR, HX, 1-8NC X 6 GR 5
010	8	12333	NUT-HEX, FLXLC 1-8
011	3	18949	WEBBING NEOPRENE
012	2	55880	CAPSCR, HX 1-1/2-6NC X 2-1/2 GR8
013	2	1001005	WSHR, HARDND, 1-1/2 X 2-3/4 OD NARROW
014	REF 1	NOT-USED	PART NOT USED
015	1	17166	NAME PLATE
017	2	10543	SCR, DR #6 X 5/16 LG
019	1	21834	COCK DRAIN
020	1	24617	ADAPTER, NIPPLE, HEX 2 NPTF, MALE
021	1	55680	CHECK-VALVE 2*NPTF W/TEFLON DISC
022	1	55146	ELBOW-STREET, 45DEG 2* 150# MI
023	1	16025	TEE, PIPE, 2*NPT X 2.250 MI 150PSI
024	1	15939	ADAPTER, STRAIGHT #32 JIC, MALE X 2 NPTF, MALE
025	1	69212H	NIPPLE, PIPE 2X56-9/16
026	2	10228	CPLG, PIPE, 2NPT X 2.5 150PSI MI
026	1	10228	CPLG, PIPE, 2NPT X 2.5 150PSI MI
027	1	947589	CLAMP-PIPE
028	1	69212J	NIPPLE, PIPE 2*X4-3/16
029	1	69152B	GUARD, DRY BREAK FUEL
029	1	69152B	GUARD, DRY BREAK FUEL
030	1	25316	CLAMP-U BOLT
030	1	25316	CLAMP-U BOLT
031	1	18431	RECEIVER ASSY DRY BKE WIGGINS
031	1	18431	RECEIVER ASSY DRY BKE WIGGINS
032	1	22374	VENT, FLOAT

DR.
T. DODEN
ENG. APP.
WFR
REL. CK.
Ellis
MHIII-18
90608
RED
88506
E.N. NO.



FUEL TANK ASSEMBLY

SHEET 1 OF 2

ASSY.
NO. AB4204N

A84204N

THIS DOCUMENT CONTAINS INFORMATION PROPRIETARY TO UNIT RIG, A DIVISION OF TEREX CORPORATION. IT SHALL NOT BE REPRODUCED, USED OR DISCLOSED TO ANYONE WITHOUT PRIOR WRITTEN PERMISSION OF UNIT RIG.

© Copyright date

ITM	QTY PER ASSY	COMPONENT	DESCRIPTION
033	1	53604	WIGGINS HOSE ASSY FC300-32 107 LG W/411 FTGS
034	1	* 84211P *	CLAMP-SUPPORT ASSY 2.25 ID
035	1	61902C	PIPE-FUEL SUCTION
036	2	24264	ADAPTER,NIPPLE,HEX 1 NPTF,MALE
037	1	21645	ELBOW PIPE 90 1NPT
038	1	16200	VALVE-GATE 1 NPTF,FEMALE
039	1	947812	ADAPTER,STRAIGHT #16 JIC,MALE X 1 NPTF,MALE
S 040	1	* 55584 *	TRANSMITTER FUEL
041	REF 1	18955	GASKET RUBBER
042	REF 4	16428	CAPSCR,HX,5/16-24NF X 3/4 GR 5
043	1	66550A	COVER
044	2	10012	CAPSCR,HX,3/8-16NC X 1 GR 5
045	2	10180	WSHR,LK,HELI,3/8 X .683 OD
046	1	16888	GRIP 1/2 NPT
047	1	16889	LOCKNUT CONDUIT
048	4	51360	SIGHT PLUG-LIQUID LEV
049	1	55252	SENSOR, OIL LEVEL
055	4	10104	CAPSCR,HX,5/16-24NF X 1 GR 5
057	1	15939	ADAPTER,STRAIGHT #32 JIC,MALE X 2 NPTF,MALE
061	1	69212K	NIPPLE,PIPE 2 X24-1/2
099	REF 1	A84204	DWG ONLY,FUEL TK ASSY

FUEL TANK FOR MT-4400
1300 GALLON FUEL
W/WIGGINS PRESSURE
FUELING.

DR.
T. DODEN
ENG. APP.
REL. CK.

MH111-18

90608

RED

88506

E.N. NO.

*SEE SERVICE PARTS



FUEL TANK ASSEMBLY

SHEET 2 OF 2
ASSY.
NO. A84204N

()

()

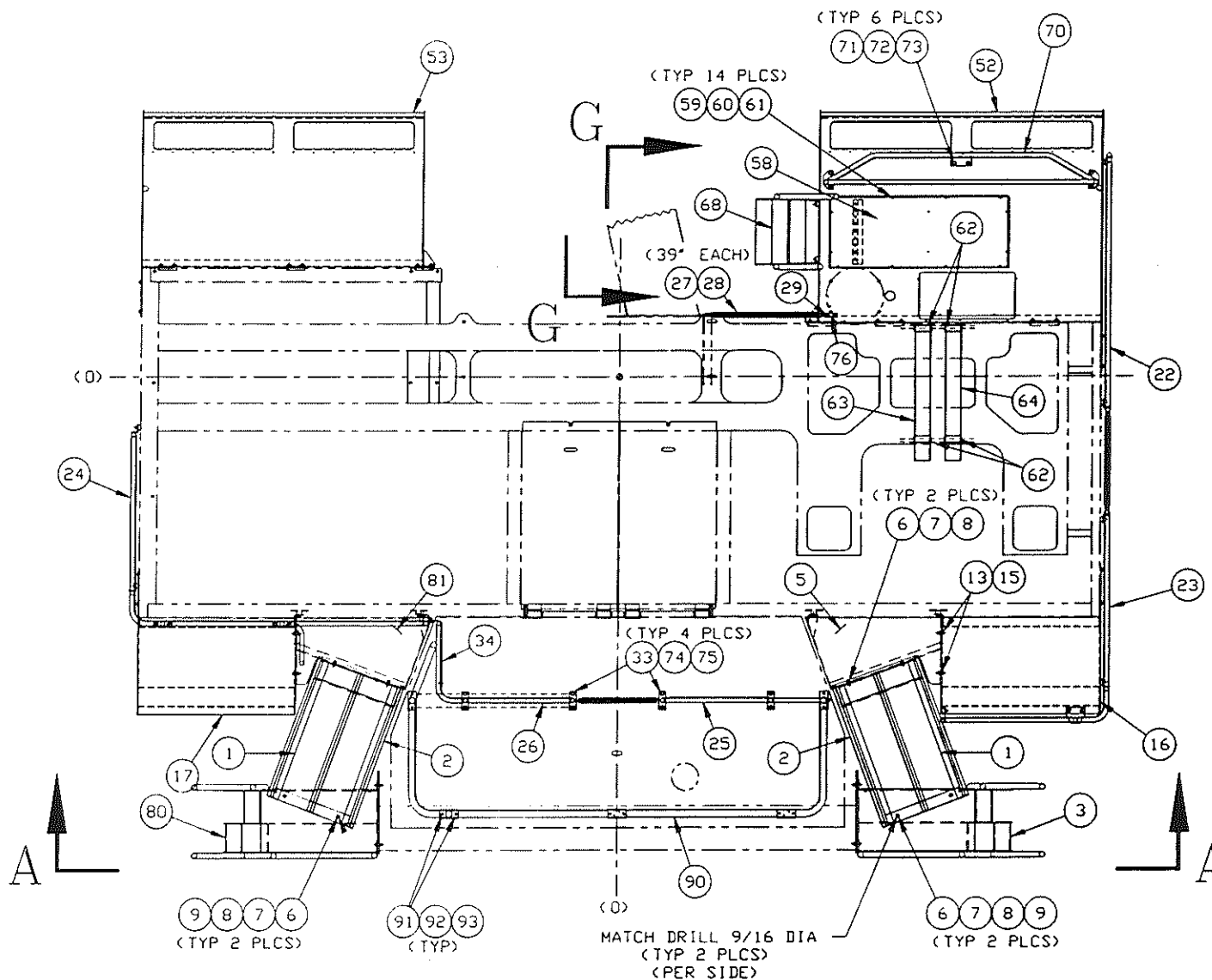
()

A84213

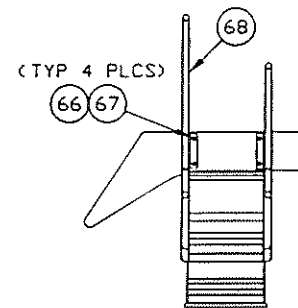
THIS DOCUMENT CONTAINS INFORMATION PROPRIETARY TO UNIT RIG, A DIVISION OF TEREX CORPORATION. IT SHALL NOT BE REPRODUCED, USED OR DISCLOSED TO ANYONE WITHOUT PRIOR WRITTEN PERMISSION OF UNIT RIG. COPYRIGHT DATE - 1-18-95

MASSIE
 INC. APP.
 DODDEN
 REL. DR.
 ELLIS

89812
 89596
 89196
 89046
 88819
 88754
 88589
 E.N. NO.



INSTALL ITEMS 62, 63 & 64 BEFORE MOUNTING LT FENDER ITEM 52. USE 'PVC' CEMENT TO SECURE PARTS TOGETHER. BE SURE PIPE END AND FACE OF FLANGE DO NOT EXCEED VERTICAL PLANE OF PLATFORM - EXCESS LENGTH FORWARD ONLY.



VIEW G-G



LADDER & RAILINGS
 SHEET 1 OF 3
 A84213

A84213

THIS DOCUMENT CONTAINS INFORMATION PROPRIETARY TO UNIT RIG, A DIVISION OF TEREX CORPORATION. IT SHALL NOT BE REPRODUCED, USED OR DISCLOSED TO ANYONE WITHOUT PRIOR WRITTEN PERMISSION OF UNIT RIG. COPYRIGHT DATE

MASSIE

DATE

REV

BY

CHK

APP

DATE

89812

89596

89196

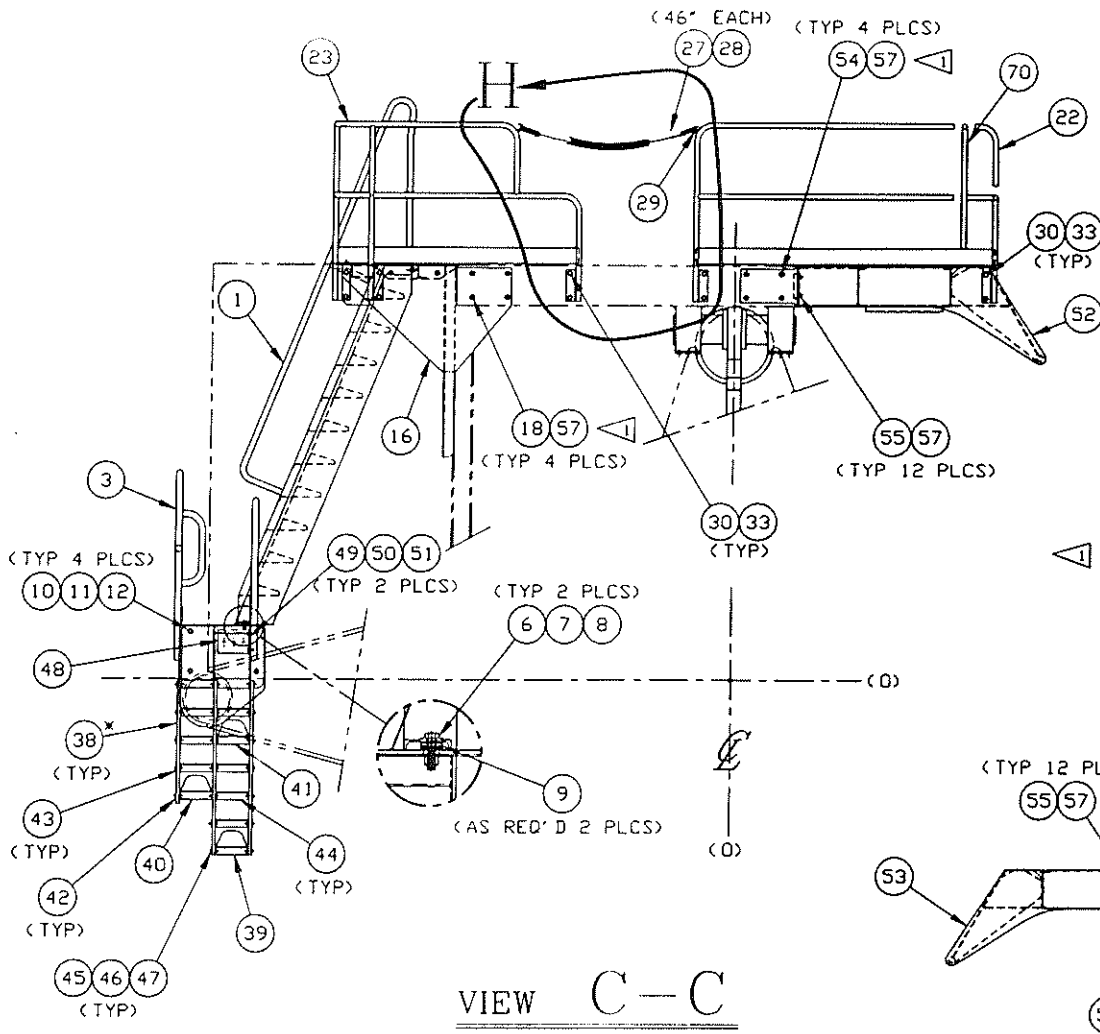
89046

88819

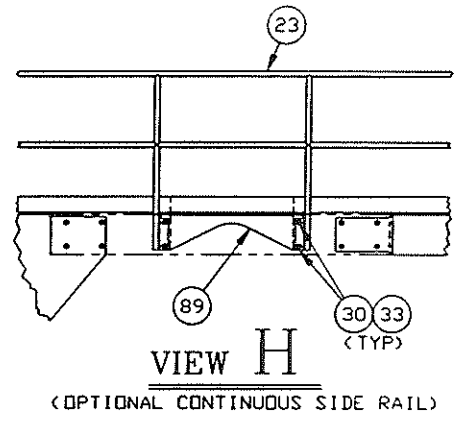
88754

88589

E.N. NO.



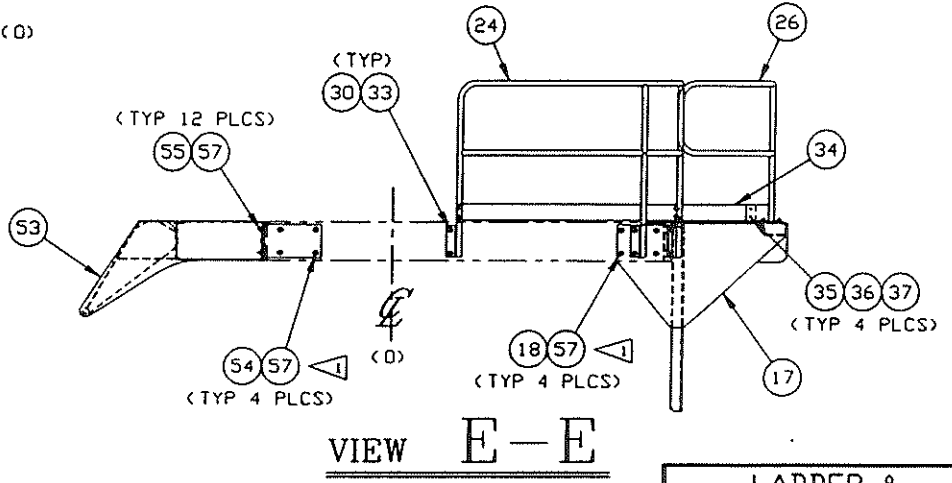
VIEW C-C



VIEW H

(OPTIONAL CONTINUOUS SIDE RAIL)

▲ ITEMS INDICATED ARE CONTAINED IN SHIP KIT AND SHOULD BE USED TO REPLACE THE EXISTING LIFT PLATE HARDWARE, IF LIFT PLATES ARE REMOVED, AT FIELD ERECTION.



VIEW E-E


* NOTE - CUT EXCESS STRAP (ITEM 38) APPROX 1' BELOW STEP (ITEM 40)



LADDER & RAILINGS

SHEET 3 OF 3

A84213



A BAZ 134

THIS DOCUMENT CONTAINS INFORMATION PROPRIETARY TO UNIT RIG, A DIVISION OF TEREX CORPORATION. IT SHALL NOT BE REPRODUCED, USED OR DISCLOSED TO ANYONE WITHOUT PRIOR WRITTEN PERMISSION OF UNIT RIG.

Copyright date

ITM	QTY PER ASSY	COMPONENT	DESCRIPTION
001	1	53197	STAIR, LAPEYRE 68 DEG X 92-3/8 HIGH
002	1	83124A	MUDGUARD, LADDER
003	1	83121K	PLATFORM LADDER
004	1	83122H	PLATE, PLATFORM MTG
005	1	83496C	BRKT, LAPEYRE-**REWORK
006	4	10029	CAPSCR, HX, 1/2-13NC X 1-1/2 GR 5
007	4	24777	WSHR, FL, HARDND, 1/2 X 1.375 OD
008	4	17412	NUT, HX, CRNLK, 1/2-13NC STD GR B
009	8	913240	WSHR, HRDND & GND-5/8 X 1.312 OD
010	4	10047	CAPSCR, HX, 5/8-11NC X 2 GR 5
011	8	1000994	WSHR, HARDND, 5/8 X 1-1/4 OD NARROW
012	4	1032488	NUT, (DWG 1104418) HX, CRNLK, 5/8-11UNC
013	4	10044	CAPSCR, HX, 5/8-11NC X 1-1/4 GR 5
015	4	1000994	WSHR, HARDND, 5/8 X 1-1/4 OD NARROW
016	1	84195A	MOUNT, AIR CLNR-*RWRK! PROVIDES MOUNTING FOR DONALDSON SRG29 AIR CLEANER & FRONT MUD FLAP -- WALKWAY TOP & ROCK GUARD INCL.
017	1	84195B	MOUNT, AIR CLNR-*RWRK! PROVIDES MOUNTING FOR DONALDSON SRG29 AIR CLEANER & FRONT MUD FLAP -- WALKWAY TOP & ROCK GUARD INCL.
018	8	27139	CAPSCR, HX, 5/8-11NC X 1-3/4 GR 8
019	6	10044	CAPSCR, HX, 5/8-11NC X 1-1/4 GR 5
021	6	1000994	WSHR, HARDND, 5/8 X 1-1/4 OD NARROW
022	1	A84221A	HANDRAIL, CAB REAR DIM 'H' = 2-3/8"
023	1	A84222A	HANDRAIL, CAB FRONT DIM 'H' = 2-3/8"
024	1	A84223A	HANDRAIL, SIDE RIGHT DIM 'H' = 2-3/8"
025	REF 1	NOT-USED	PART NOT USED
026	REF 1	NOT-USED	PART NOT USED

DR. RAY B.

ENG. APP. FUJAN

REL. CK. *Ellis*

90220

90180

E.N. NO.



LADDER & RAILING ASSY

SHEET (OF 3

ASSY.
NO. AB4213G

A84213G

THIS DOCUMENT CONTAINS INFORMATION PROPRIETARY TO UNIT RIG, A DIVISION OF TEREX CORPORATION. IT SHALL NOT BE REPRODUCED, USED OR DISCLOSED TO ANYONE WITHOUT PRIOR WRITTEN PERMISSION OF UNIT RIG.

Copyright date

DR.
RAY B.

ENG. APP.

REL. CK.

90220

90180

E.N. NO.

ITM	QTY PER ASSY		COMPONENT	DESCRIPTION
027	85	IN	14243	CHAIN BULK 1/4 BBB
028	85	IN	21495	SLEEVE BULK HT SHRINK 1-1/2" TO 3/4"
029	2		29379	SHACKLE,RND PIN CHAIN
030	20		10044	CAPSCR,HX,5/8-11NC X 1-1/4 GR 5
033	8		1000994	WSHR,HARDND,5/8 X 1-1/4 OD NARROW
033	20		1000994	WSHR,HARDND,5/8 X 1-1/4 OD NARROW
034	1		83390X	PLATE-TOE BOARD
035	4		10008	CAPSCR,HX,5/16-18NC X 1 GR 5
036	8		10163	WSHR,FL,5/16 X .687 OD
037	4		17410	NUT-HEX,FLXLC 5/16-18 FLEXLOC 21FAF-518
038	3		83123H	STRAP,LADDER
039	1		83125C	TREAD, FLEX LADDER
040	1		83125E	TREAD, FLEX LADDER
041	1		83125F	TREAD, FLEX LADDER
042	12		83129A	CAP, FLEXIBLE LADDER
043	10		83129B	CAP, FLEXIBLE LADDER
044	7		83285A	SPACER
045	50		10015	CAPSCR,HX,3/8-16NC X 1-3/4 GR 5
046	50		10164	WSHR,FL,3/8 X 1.000 OD
047	50		17413	NUT-HEX,FLXLC 3/8-16
048	1		83798A	BRACKET,SWITCH MTG
049	2		10013	CAPSCR,HX,3/8-16NC X 1-1/4 GR 5
050	2		10164	WSHR,FL,3/8 X 1.000 OD
051	2		17413	NUT-HEX,FLXLC 3/8-16
052	1		84246A	FENDER,REAR-LT PROVIDES WALKWAY BEHIND CAB & LT REAR FLAP MOUNTING
053	1		84247B	FENDER,REAR, R.H. PROVIDES WALKWAY BEHIND GRID BOX. MOUNTING FOR MUFFLERS AND MUDFLAP MTG
054	8		27139	CAPSCR,HX,5/8-11NC X 1-3/4 GR 8
055	24		52127	CAPSCR,HX,5/8-11NC X 1-1/2 GR 8
057	24		1000994	WSHR,HARDND,5/8 X 1-1/4 OD NARROW
057	16		1000994	WSHR,HARDND,5/8

LADDER & RAILING ASSY



SHEET 2 OF 3
ASSY.
NO. A84213G

A84213G

THIS DOCUMENT CONTAINS INFORMATION PROPRIETARY TO UNIT RIG, A DIVISION OF TEREX CORPORATION. IT SHALL NOT BE REPRODUCED, USED OR DISCLOSED TO ANYONE WITHOUT PRIOR WRITTEN PERMISSION OF UNIT RIG.

Copyright date

DR. RAY B.

ENG. APP.

REL. CK.

90220

90180

E.N. NO.

ITM	QTY PER ASSY		COMPONENT	DESCRIPTION
058	1		84280A	X 1-1/4 OD NARROW COVER PLATE, FENDER
059	14		10002	CAPSCR, HX, 1/4-20NC X 1 GR 5
060	14		10178	WSHR, LK, HELI, 1/4 X .489 OD
061	14		10162	WSHR, FL, 1/4 X 0.625 OD
062	4		55621	FLANGE, PIPE 4" (PVC)
063	40	IN	55622	PIPE, 4" SCH 40 (PVC)
064	40	IN	55622	PIPE, 4" SCH 40 (PVC)
065	1		53452	ADHESIVE, PVC CONDUIT
066	4		10027	CAPSCR, HX, 1/2-13NC X 1 GR 5
067	4		10182	WSHR, LK, HELI, 1/2 X .873 OD
068	1		82270E	LADDER, ACCESS
070	1		A84392A	HANDRAIL, FENDER DIM 'H' = 3/8"
071	6		10047	CAPSCR, HX, 5/8-11NC X 2 GR 5
072	6		16403	NUT-HEX, FLXLC 5/8-11
073	12		26205	WSHR, FL, 5/8 X 1.312 OD
074	8		10047	CAPSCR, HX, 5/8-11NC X 2 GR 5
075	8		16403	NUT-HEX, FLXLC 5/8-11
076	1		80922B	BRACKET, CHAIN SHACKLE
090	1		A84913A	HANDRAIL-HOOD
091	10		10047	CAPSCR, HX, 5/8-11NC X 2 GR 5
092	10		16403	NUT-HEX, FLXLC 5/8-11
093	20		1000994	WSHR, HARDND, 5/8 X 1-1/4 OD NARROW
099	REF	1	A84213	DWG ONLY, LADDER/RAILS

MT4400 STD FRAME,
SINGLE L.H. LAPEYRE,
HANDRAILS W/TOE BRDS
3/8" ABOVE DECK,
WRAP AROUND HOOD
RAIL, R.H. FENDER
FOR MUFFLERS.

LADDER & RAILING ASSY



SHEET 3 OF 3
ASSY.
NO. A84213G

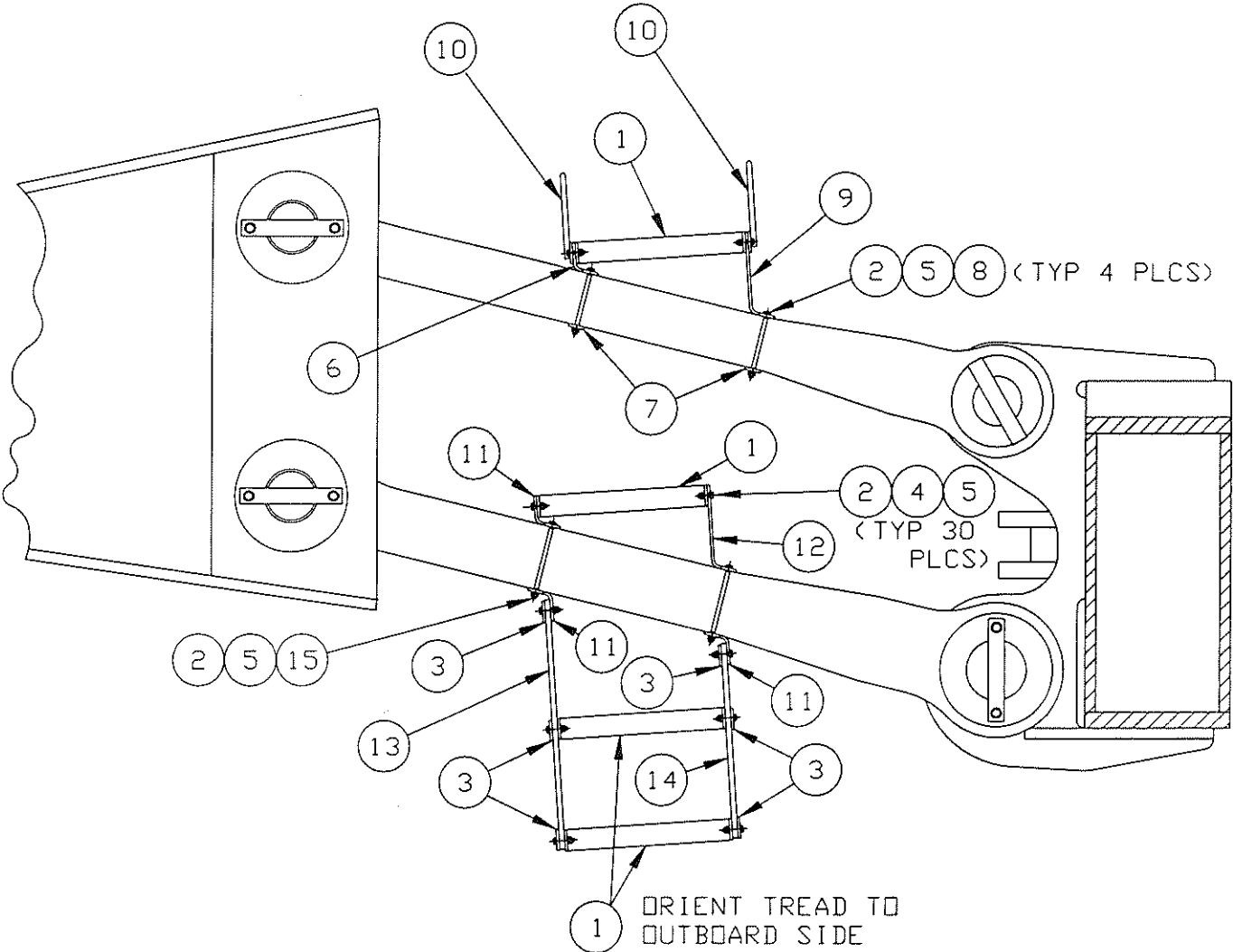
A84242

THIS DOCUMENT CONTAINS INFORMATION PROPRIETARY TO UNIT RIG, A DIVISION OF TEREX CORPORATION. IT SHALL NOT BE REPRODUCED, USED OR DISCLOSED TO ANYONE WITHOUT PRIOR WRITTEN PERMISSION OF UNIT RIG.
© COPYRIGHT DATE 11-10-94

DRG T. DODDEN

ENG APP: MASSIE
REL. CK:

E.N. NO. 88471



LADDER, ENGINE SERVICE

SHEET 1 OF 1
A84242

A84242A

THIS DOCUMENT CONTAINS INFORMATION PROPRIETARY TO UNIT RIG, A DIVISION OF TEREX CORPORATION. IT SHALL NOT BE REPRODUCED, USED OR DISCLOSED TO ANYONE WITHOUT PRIOR WRITTEN PERMISSION OF UNIT RIG.

Copyright date 11/10/94

ITM	QTY PER ASSY	COMPONENT	DESCRIPTION
001	4	80591A	STAIRSTEP-LADDER
002	38	10180	WSHR .LK, HELI, 3/8 X .683 OD
003	6	80593A	END CAP-LADDER
004	30	10014	CAPSCR, HX, 3/8-16NC X 1-1/2 GR 5
005	38	17413	NUT-HEX, FLXLC 3/8-16
006	1	83052A	BRACKET, LADDER SPRT
007	2	83053A	STRAP, LADDER SUPPORT
008	4	10584	CAPSCR, HX, 3/8-16NC X 6-1/2 GR 5
009	1	83052B	BRACKET, LADDER SPRT
010	2	83239A	HANDLE-LADDER
011	3	83052C	BRACKET, LADDER SPRT
012	1	83052E	BRACKET, LADDER SPRT
013	1	80589A	STRAP-LADDER
014	1	80589H	STRAP, LADDER
015	4	25270	CAPSCR, HX, 3/8-16NC X 7-1/4 GR 5
020	REF 1	A84242	DWG ONLY, ENG LADDER

FOR MT4400. QTY FOR 1 SIDE ONLY.

DR. T. DODEN

ENG. APP. *MASSIE*

REV. CK. *Ellis*

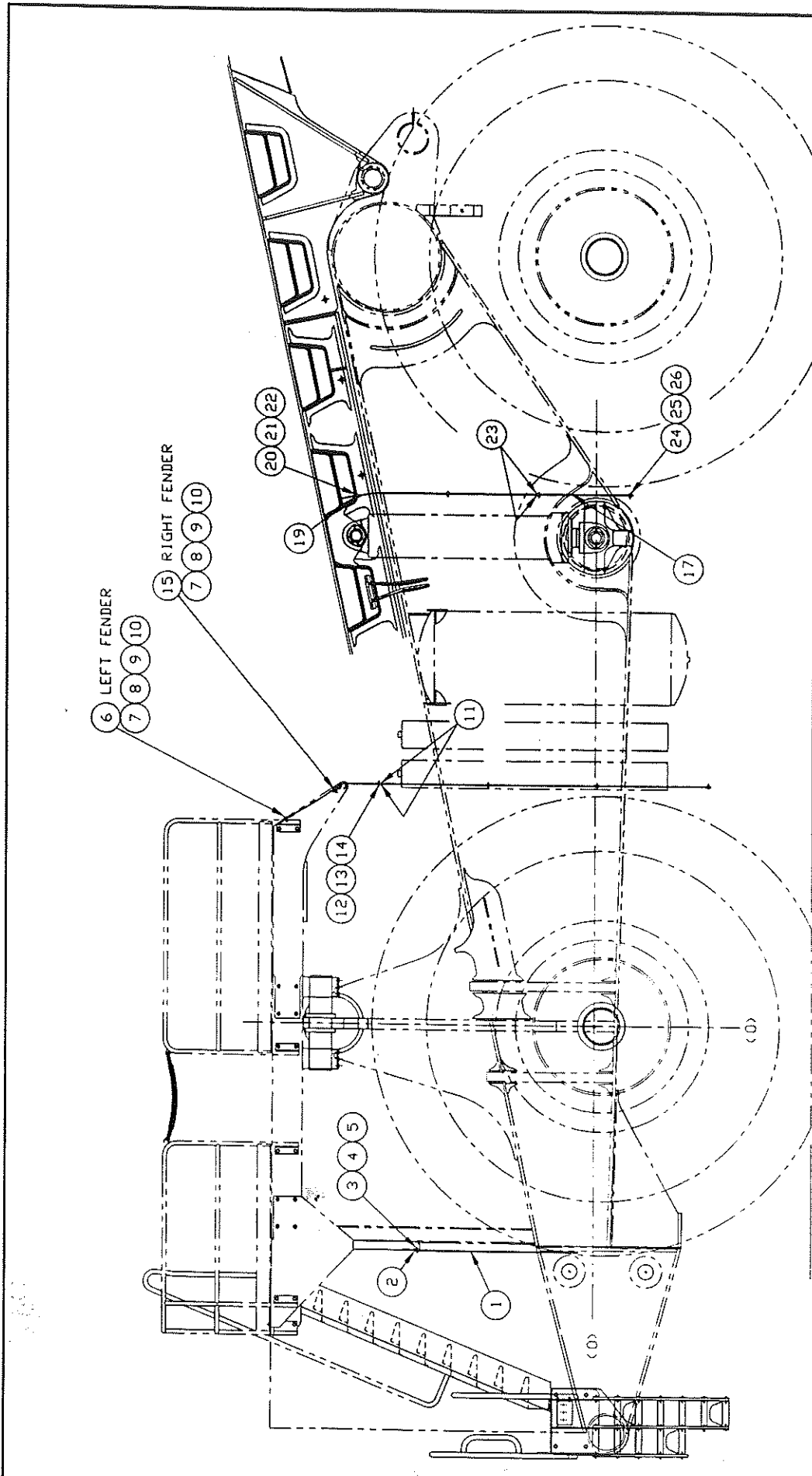
88471

E.N. NO.

LADDER, ENGINE SERVICE



SHEET / OF / ASSY. NO. A84242A



MUD GUARD
ASSEMBLY
SHEET 1 OF 1
A84257



A84257

THIS DOCUMENT CONTAINS INFORMATION PROPRIETARY TO
UNIT RIG, A DIVISION OF TEREX CORPORATION. IT SHALL NOT BE
REPRODUCED, USED OR DISCLOSED TO ANYONE WITHOUT PRIOR
WRITTEN PERMISSION OF UNIT RIG.
COPYRIGHT DATE 1-20-95

DESIGNED BY
DODDEN
CHECKED BY
ELLIS

89544
89047
88596
E.N. NO.

A84257B

THIS DOCUMENT CONTAINS INFORMATION PROPRIETARY TO UNIT RIG, A DIVISION OF TEREX CORPORATION. IT SHALL NOT BE REPRODUCED, USED OR DISCLOSED TO ANYONE WITHOUT PRIOR WRITTEN PERMISSION OF UNIT RIG.

Copyright date

ITM	QTY PER ASSY	COMPONENT	DESCRIPTION
001	2	1002206	MUD FLAP W = 38 WIDE L = 42 LONG T TOTAL SLOTS OPTION DIM = 6
002	2	1002213	CLAMP (DWG 1100886) L = 38
003	14	10013	CAPSCR, HX, 3/8-16NC X 1-1/4 GR 5
004	14	17413	NUT-HEX, FLXLC 3/8-16
005	14	10164	WSHR, FL, 3/8 X 1.000 OD
006	1	56162	FLAP, MUD-S/S REAR
007	2	80572E	RETAINER, MUD FLAP
008	28	10013	CAPSCR, HX, 3/8-16NC X 1-1/4 GR 5
009	28	17413	NUT-HEX, FLXLC 3/8-16
010	28	10164	WSHR, FL, 3/8 X 1.000 OD
015	1	56163	FLAP, MUD-S/S REAR
017	2	56161	FLAP, MUD-DUMI BODY
019	2	80572E	RETAINER, MUD FLAP
020	28	10013	CAPSCR, HX, 3/8-16NC X 1-1/4 GR 5
021	28	17413	NUT-HEX, FLXLC 3/8-16
022	28	10164	WSHR, FL, 3/8 X 1.000 OD
099	REF 1	A84257	DWG ONLY, MUD GUARD

MT-4400 - FRONT & RR
OF FRONT AXLE AND FRT
OF REAR AXLE, RIGHT
SIDE MUFFLER EXHAUST

DR.

WFR

ENG. APP.

NIELSEN

REL. CK.

Ellis

90369

89517

89047

E.N. NO.



MUD GUARD ASSY

SHEET / OF /
ASSY.
NO. A84257B

A84261

AIVERT

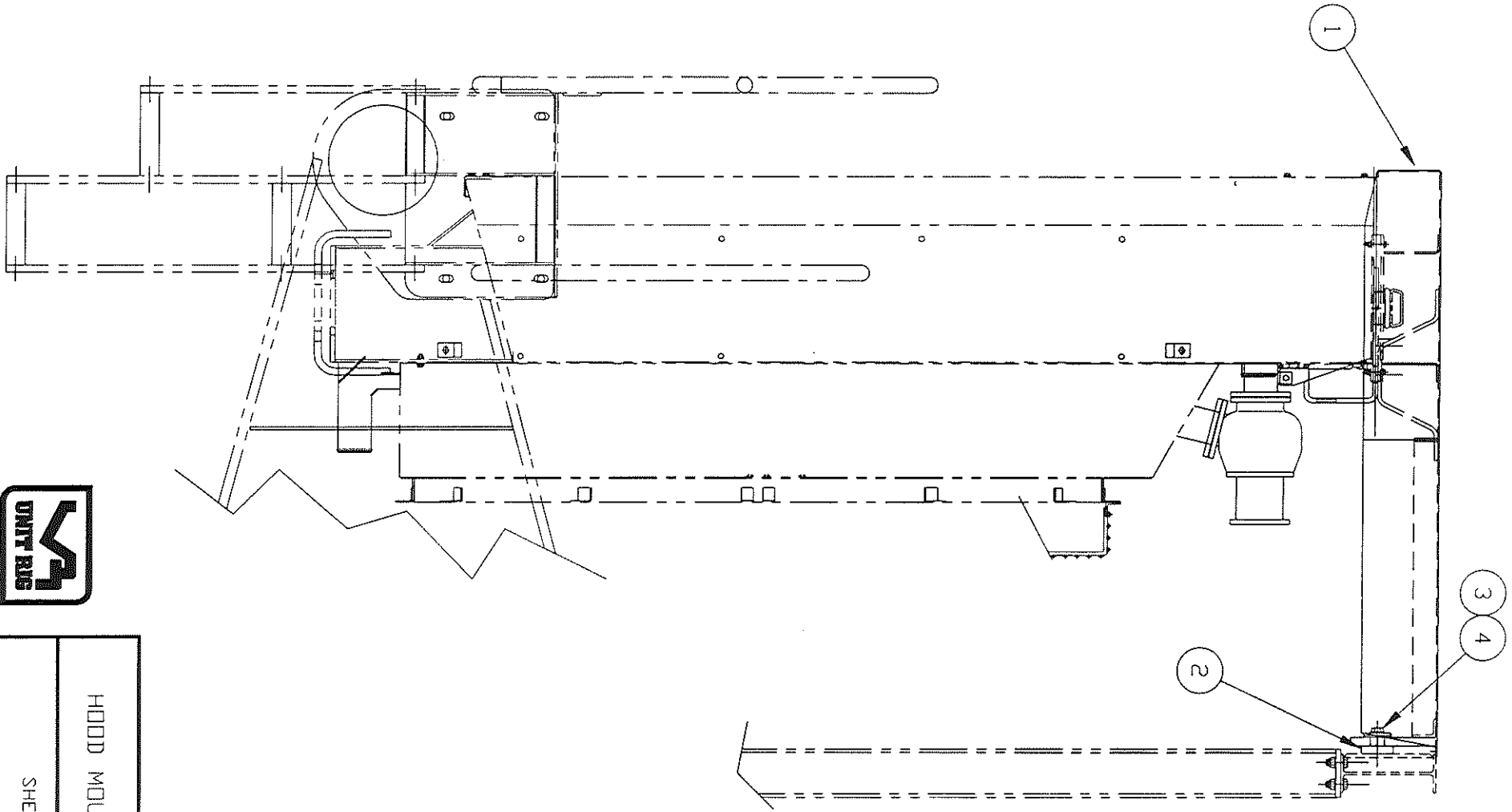
THIS DOCUMENT CONTAINS INFORMATION PROPRIETARY TO
UNIT RIG, A DIVISION OF TEREX CORPORATION. IT SHALL NOT BE
REPRODUCED, USED OR DISCLOSED TO ANYONE WITHOUT PRIOR
WRITTEN PERMISSION OF UNIT RIG.
© COPYRIGHT DATE _____

DR: T. DODDEN

ENG. APP:

REL. CR:

E.N. NO.
88564



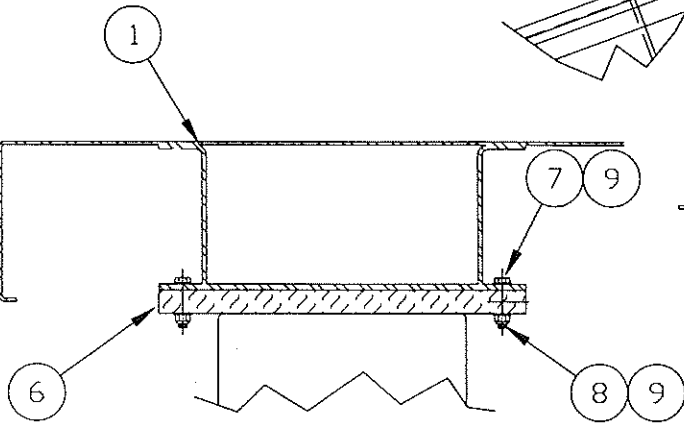
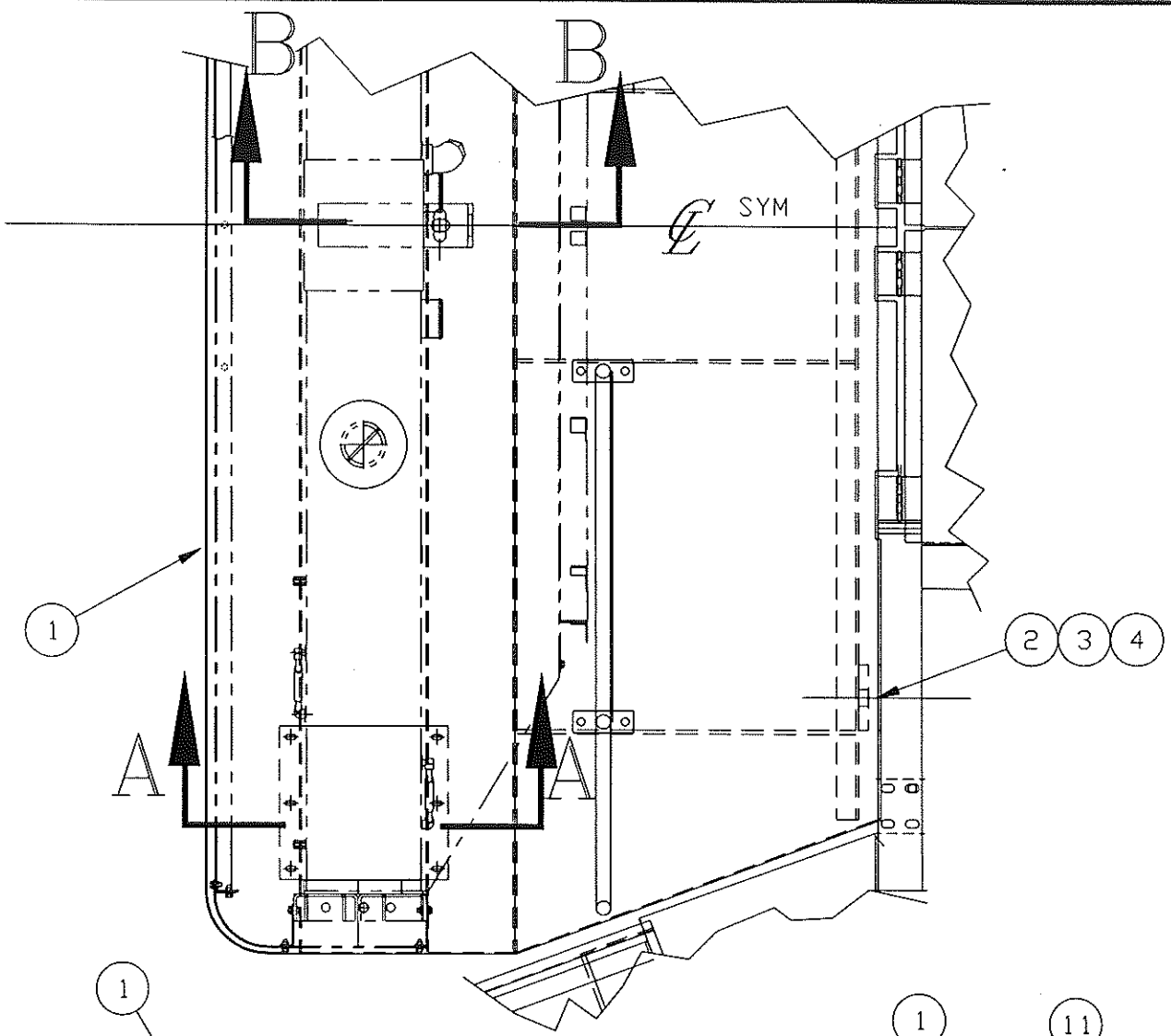
HOOD MOUNTING ASSY

SHEET 1 OF 2

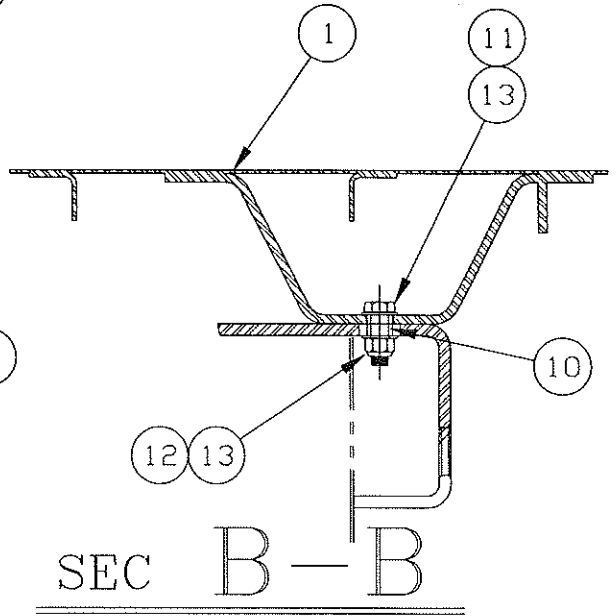
A84261

THIS DOCUMENT CONTAINS INFORMATION PROPRIETARY TO
 UNIT RIG, A DIVISION OF TEREX CORPORATION. IT SHALL NOT BE
 REPRODUCED, USED OR DISCLOSED TO ANYONE WITHOUT PRIOR
 WRITTEN PERMISSION OF UNIT RIG.
 © COPYRIGHT DATE

A84261



SEC A - A



SEC B - B




HOOD MOUNTING ASSY

SHEET 2 OF 2

A84261

88564

E.N. NO.



A84261A

THIS DOCUMENT CONTAINS INFORMATION PROPRIETARY TO UNIT RIG, A DIVISION OF TEREX CORPORATION. IT SHALL NOT BE REPRODUCED, USED OR DISCLOSED TO ANYONE WITHOUT PRIOR WRITTEN PERMISSION OF UNIT RIG.

Copyright date 1/9/95

ITM	QTY PER ASSY	COMPONENT	DESCRIPTION
001	1	83513E	HOOD TOP
002	2	27822	MOUNT-SHOCK
003	2	947303	WASHER-SNUBBING
004	2	10070	CAPSCR.HX.3/4-10NC X 3-3/4 GR 5
006	2	53775	PAD-RADIATOR
007	12	10016	CAPSCR.HX.3/8-16NC X 2 GR 5
008	12	17413	NUT-HEX.FLXLC 3/8-16
009	24	10164	WSHR.FL.3/8 X 1.000 OD
010	1	83710A	SPACER-HOOD
011	1	10065	CAPSCR.HX.3/4-10NC X 2-1/2 GR 5
012	1	12185	NUT-HEX.FLXLC 3/4-10
013	2	10169	WSHR.FL.3/4 X 2.000 OD
099	REF 1	A84261	DWG ONLY, HOOD ASSY

MT4400 W/2467 HP MTU

DR.
T. DODEN

ENG. APP.
MASSIE

REF. CK.
Ellis

88564
D. NO.



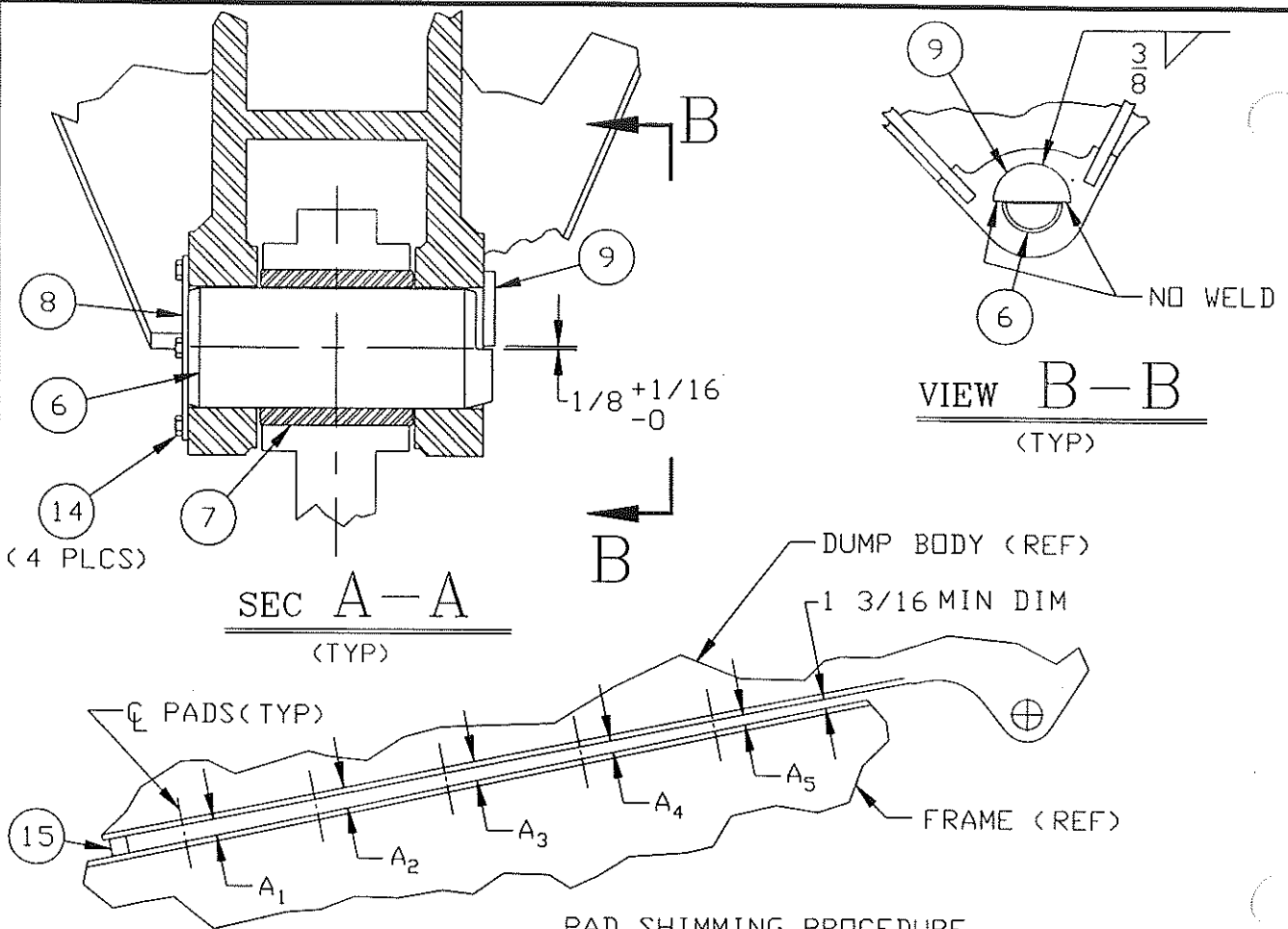
HOOD ASSEMBLY

SHEET / OF /
ASSY.
NO. A84261A

THIS DOCUMENT CONTAINS INFORMATION PROPRIETARY TO
 UNIT RIG, A DIVISION OF TEREX CORPORATION. IT SHALL NOT BE
 REPRODUCED, USED OR DISCLOSED TO ANYONE WITHOUT PRIOR
 WRITTEN PERMISSION OF UNIT RIG.

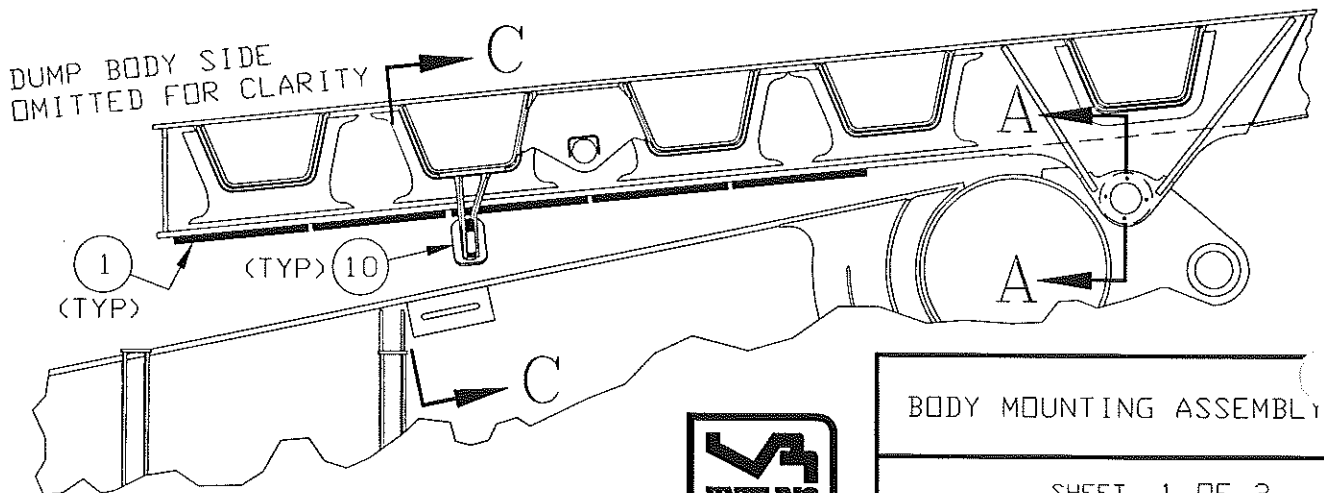
A84263

AVERT
 © COPYRIGHT DATE



PAD SHIMMING PROCEDURE

- 1) PLACE ITEM 15 ON TOP FLANGE OF FRAME PERPENDICULAR TO FRAME RAIL. ITEM 15 SHOULD BE LOCATED APPROX. 3" IN FRONT OF FIRST SET OF PAD MOUNTING SLOTS.
- 2) IF DIMENSION FROM DUMP BODY FLANGE TO FRAME FLANGE AT 3" BEHIND LAST SET OF SLOTS IS LESS THAN 1-3/16, PLACE SHIMS UNDER ITEM 15 UNTIL MINIMUM DIMENSION IS ACHIEVED.
- 3) MEASURE GAP BETWEEN DUMP BODY AND FRAME AT THE CENTER SLOTS FOR PAD MOUNTING (BOTH INSIDE AND OUTSIDE OF RAIL AND AVERAGE THE DIM.) DIMENSIONS A1-A5.
- 4) SUBTRACT PAD THICKNESS FROM DIMENSIONS A1-A5 TO DETERMINE SHIM GAPS.
- 5) INSTALL PADS AND ADD SHIMS, IF NECESSARY, THAT ARE EQUAL IN TOTAL THICKNESS ($\pm 1/32$) TO THE SHIM GAP AT EACH PAD LOCATION.



WELD PER 02-563 WELD
 CONSOLIDATION DOCUMENT.



BODY MOUNTING ASSEMBLY

SHEET 1 OF 2

A84263

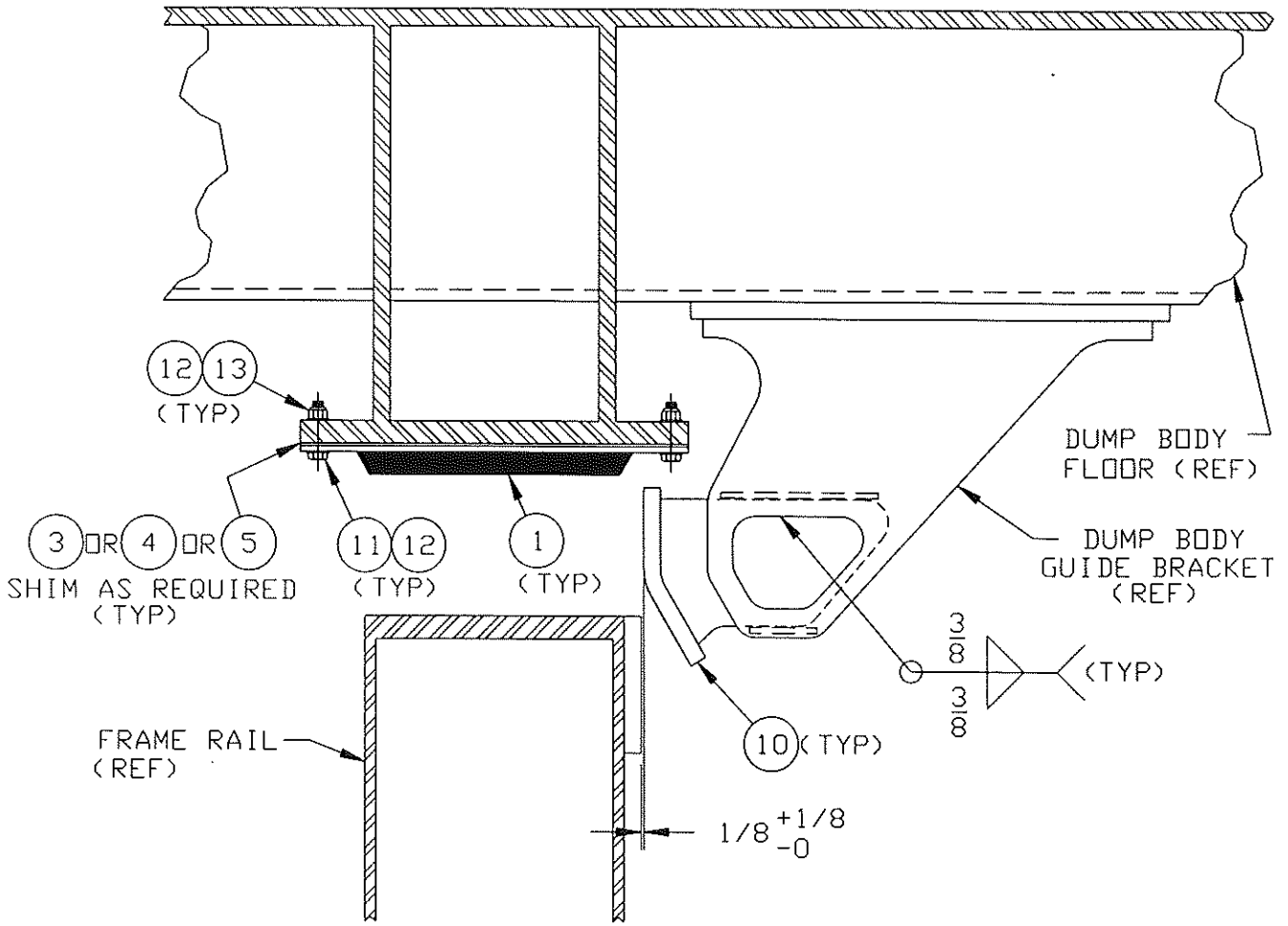
88548

E.N. NO.

A84263

AI/VCR1

THIS DOCUMENT CONTAINS INFORMATION PROPRIETARY TO
 UNIT RIG, DIVISION OF TEREX CORPORATION. IT SHALL NOT BE
 REPRODUCED, USED OR DISCLOSED TO ANYONE WITHOUT PRIOR
 WRITTEN PERMISSION OF UNIT RIG.
 © COPYRIGHT DATE



SEC C-C
 (TYP)

BODY GUIDE ADJUSTMENT PROCEDURE

1. INSTALL DUMP BODY ONTO FRAME.
2. PARK UNIT ON LEVEL GROUND.
3. RAISE AND LOWER DUMP BODY THREE (3) TIMES.
4. INSTALL ITEM 10 AS SHOWN ON SEC C-C ABOVE.
 NOTE THAT ITEM 10 IS ADJUSTABLE BY SLIDING IT
 IN AND OUT OF DUMP BODY GUIDE BRACKET.

DR.
 FUJAN
 ENG. APP.
 REL. CK.

88548
 E.N. NO.



BODY MOUNTING ASSEMBLY

SHEET 2 OF 2
 A84263

A84203G

THIS DOCUMENT CONTAINS INFORMATION PROPRIETARY TO UNIT RIG, A DIVISION OF TEREX CORPORATION. IT SHALL NOT BE REPRODUCED, USED OR DISCLOSED TO ANYONE WITHOUT PRIOR WRITTEN PERMISSION OF UNIT RIG.

Copyright date

ITM	QTY PER ASSY	COMPONENT	DESCRIPTION
001	10	79849C	PAD, DUMP BODY
003	10	80820W	SHIM,PAD (1/4)
004	10	80820X	SHIM,PAD (10GA)
005	20	80820Y	SHIM,PAD (16GA)
006	2	81281G	PIN-PIVOT
007	2	80309H	BUSHING, BODY PIVOT
008	2	82666C	CAP-PIN RETAINING
009	2	83681C	KEEPER, PIN
010	2	84037A	GUIDE-DUMP BODY
011	60	10033	CAPSCR,HX,1/2-13NC X 2-1/2 GR 5
012	120	24777	WSHR,FL,HARDND,1/2 X 1,375 OD
013	60	17412	NUT,HX,CRNLK,1/2-13NC STD GR B
014	8	14740	CAPSCR,HX,1/2-13NC X 1-1/2 GR 5 NYLOK
015	2	84068A	SHIM BLOCK
099	REF 1	A84062	DWG ONLY-BODY MOUNT

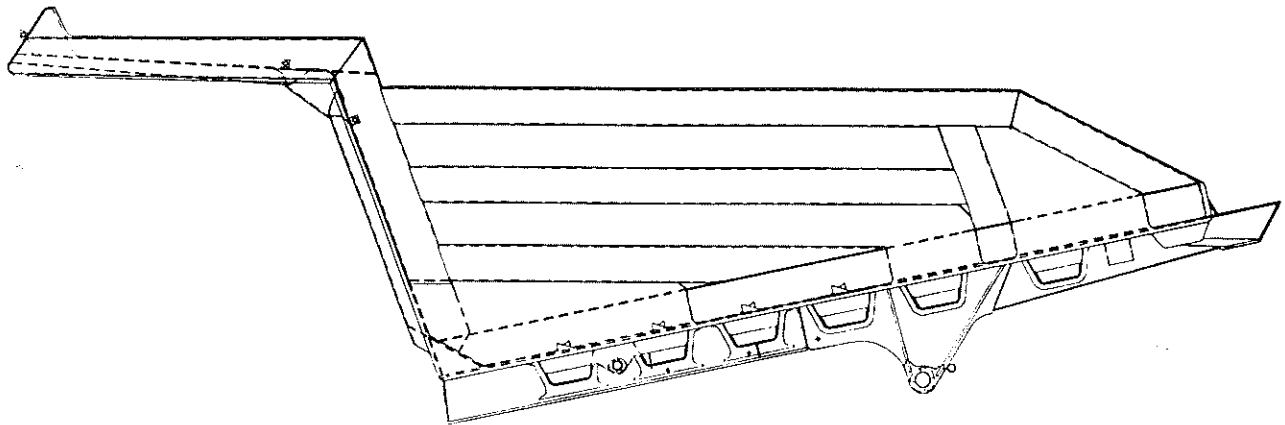
MT4400. KEYED PINS.
MOLDED PADS.
BRONZE BUSHINGS.

DR.	
RAY B.	
ENG. APP.	
FUJIAN	
REL. CK.	
ELLIS	
90247	
E.N. NO.	



BODY MOUNTING ASSY
SHEET 1 OF 1
ASSY.
NO. A84263G

Assembly A84294H, DUMP BODY ASSEMBLY
contains proprietary information.
If more information is necessary please contact your
Terex Mining/Unit Rig representative.



UNIT RIG

SERVICE PARTS

DUMP BODY ASSEMBLY

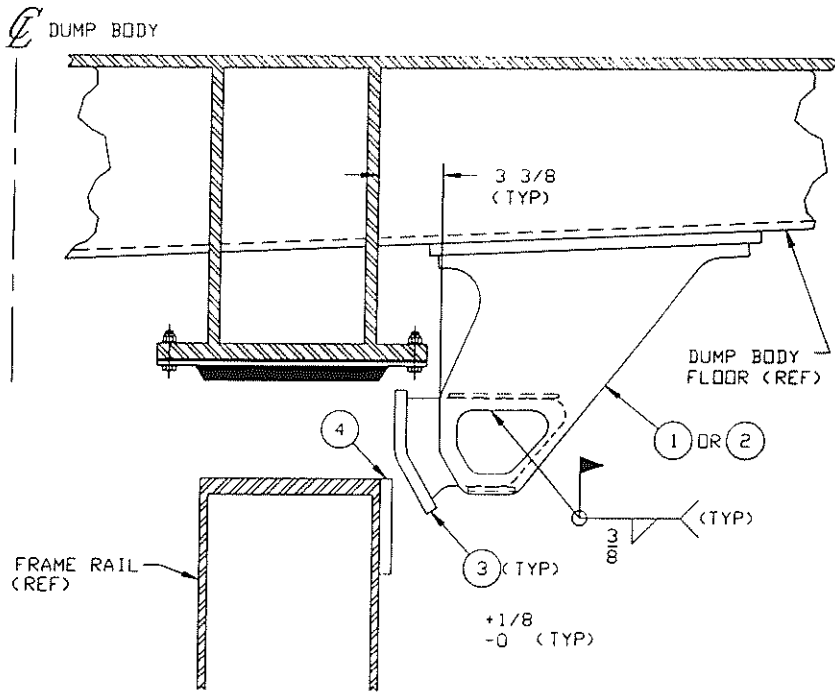
A84294H

E.N. 90980

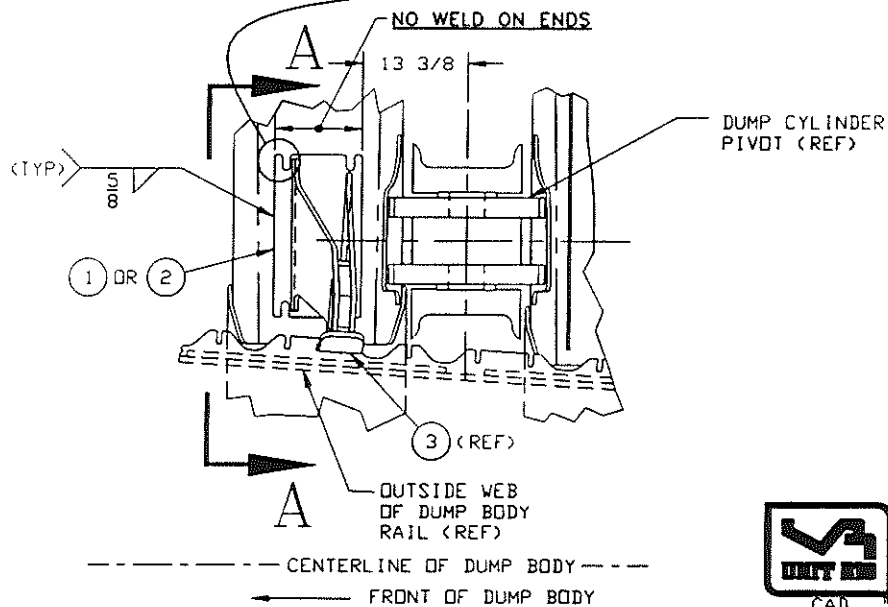
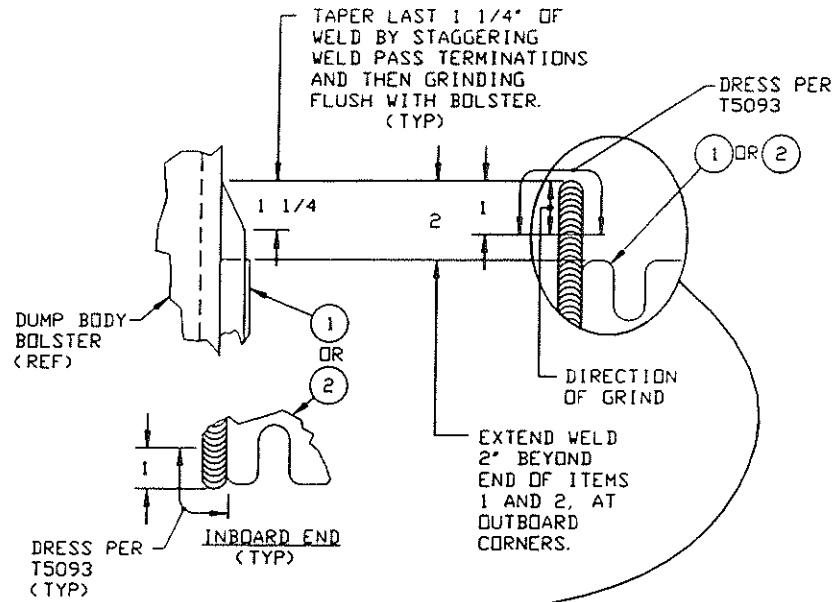
SHEET 1 OF 1

THIS DOCUMENT CONTAINS INFORMATION PROPRIETARY TO
 UNIT RIG, A DIVISION OF TEREX CORPORATION. IT SHALL NOT BE
 REPRODUCED, USED OR DISCLOSED TO ANYONE WITHOUT PRIOR
 WRITTEN PERMISSION OF UNIT RIG.
 COPYRIGHT DATE 4-12-95

BY BOLIN
 OR BORTHICK
 REC. BY ELLIS



SEC A - A
 (TYP)
 LEFT SIDE SHOWN



BODY GUIDE ADJUSTMENT PROCEDURE

1. INSTALL DUMP BODY ONTO FRAME.
2. PARK UNIT ON LEVEL GROUND.
3. RAISE AND LOWER DUMP BODY THREE (3) TIMES.
4. INSTALL ITEM 3 AS SHOWN ON SEC A-A ABOVE.
 NOTE THAT ITEM 3 IS ADJUSTABLE BY SLIDING IT IN AND OUT OF DUMP BODY GUIDE BRACKET

NOTE: FABRICATE PER 02-563.



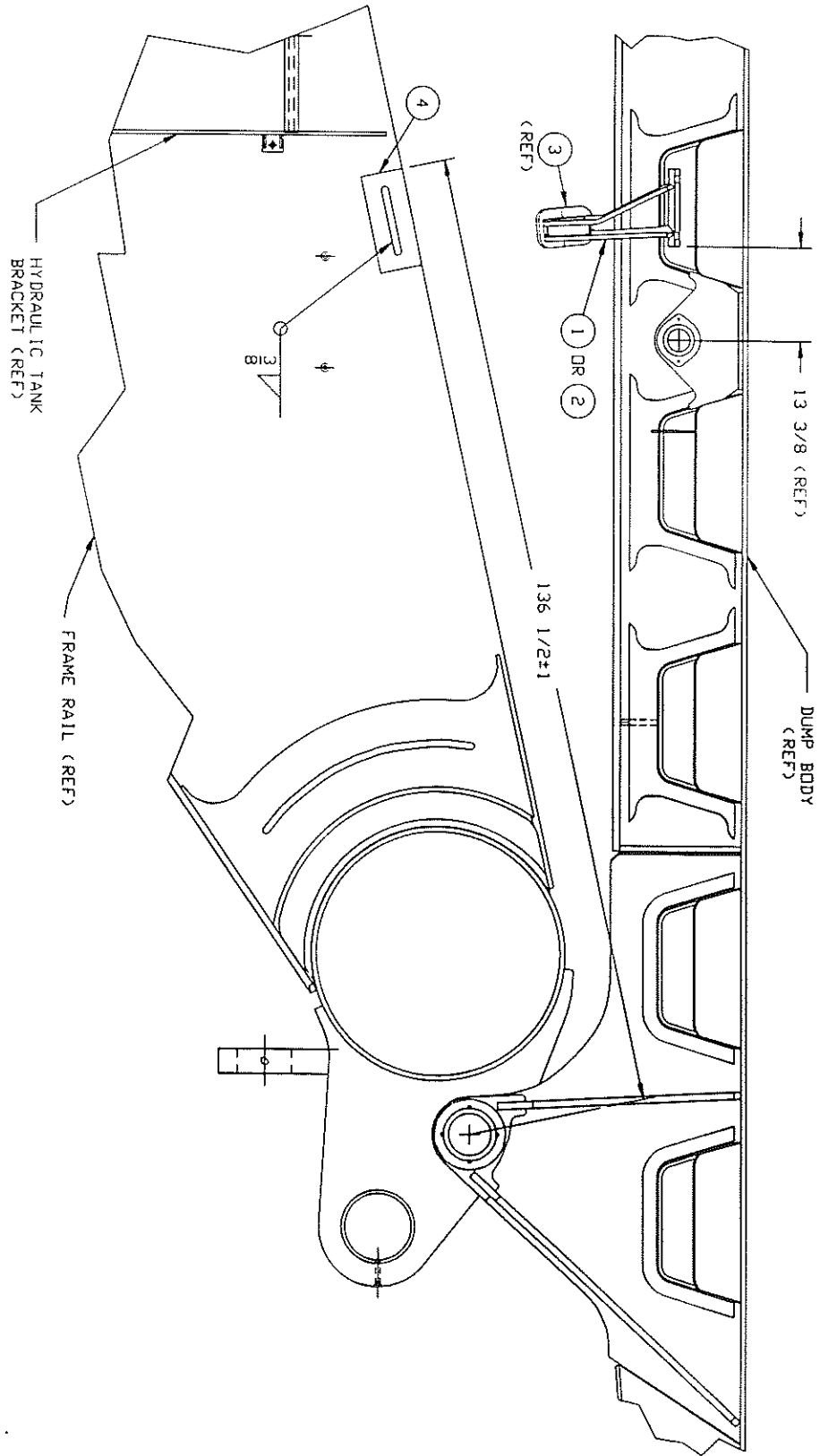
DUMP BODY GUIDE
 ASSEMBLY
 SHEET 1 OF 4
 84410A

90023
 88793
 E.N. NO.

THIS DOCUMENT CONTAINS INFORMATION PROPRIETARY TO UNIT RIG, A DIVISION OF TEREX CORPORATION. IT SHALL NOT BE REPRODUCED, USED OR DISCLOSED TO ANYONE WITHOUT PRIOR WRITTEN PERMISSION OF UNIT RIG. COPYRIGHT DATE

DR BOLLIN
TAC REP BORTHICK
RAT EC ELLIS

90023
88793
E.N. NO.



RUB PLATE MOUNTING LEFT SIDE

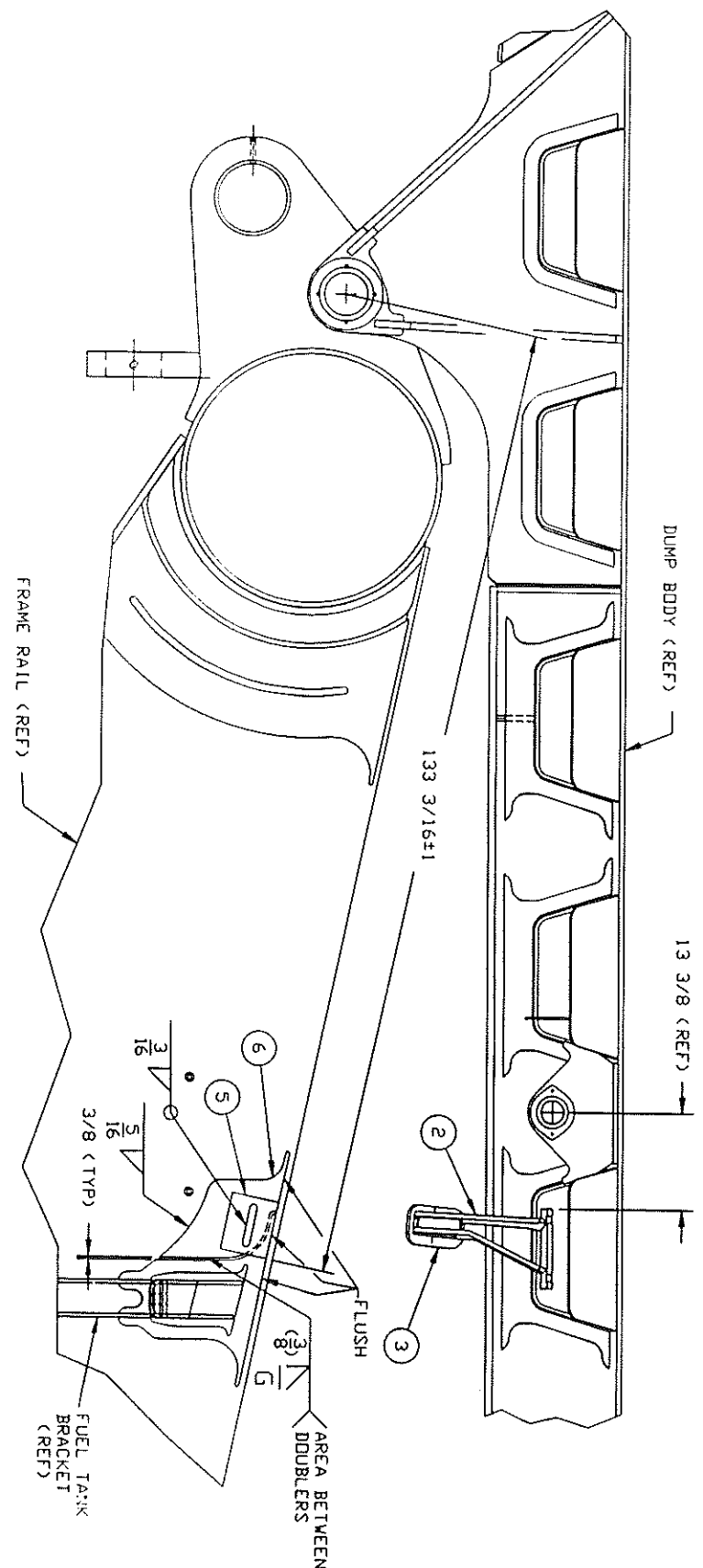


DUMP BODY GUIDE
ASSEMBLY
SHEET 2 OF 4
84410A

THIS DOCUMENT CONTAINS INFORMATION PROPRIETARY TO UNIT RIG, A DIVISION OF TEREX CORPORATION. IT SHALL NOT BE REPRODUCED, USED OR DISCLOSED TO ANYONE WITHOUT PRIOR WRITTEN PERMISSION OF UNIT RIG. COPYRIGHT DATE _____

REV. DATE
BORTHICK
ELLIS

EN. NO.
88793
90023



DRAWING AND RUB PLATE MOUNTING RIGHT SIDE



DUMP BODY GUIDE
ASSEMBLY
SHEET 3 OF 4
84410A

84410A

THIS DOCUMENT CONTAINS INFORMATION PROPRIETARY TO UNIT RIG, A DIVISION OF TEREX CORPORATION. IT SHALL NOT BE REPRODUCED, USED OR DISCLOSED TO ANYONE WITHOUT PRIOR WRITTEN PERMISSION OF UNIT RIG.

© Copyright date

14 Jan 97

ITM	QTY PER ASSY	COMPONENT	DESCRIPTION
001	1	84277C	BRACKET-BODY GUIDE
002	1	84277E	BRACKET-BODY GUIDE
003	REF 2	84037A	GUIDE-DUMP BODY
004	REF 1	83046A	PLATE, RUB
005	REF 1	83046B	PLATE, RUB
006	REF 1	84413A	PLATE, DOUBLER

MT4400

DR.

BOLIN

ENG. APP.

REL. CK.

Ellis

90023

88793

E.N. NO.



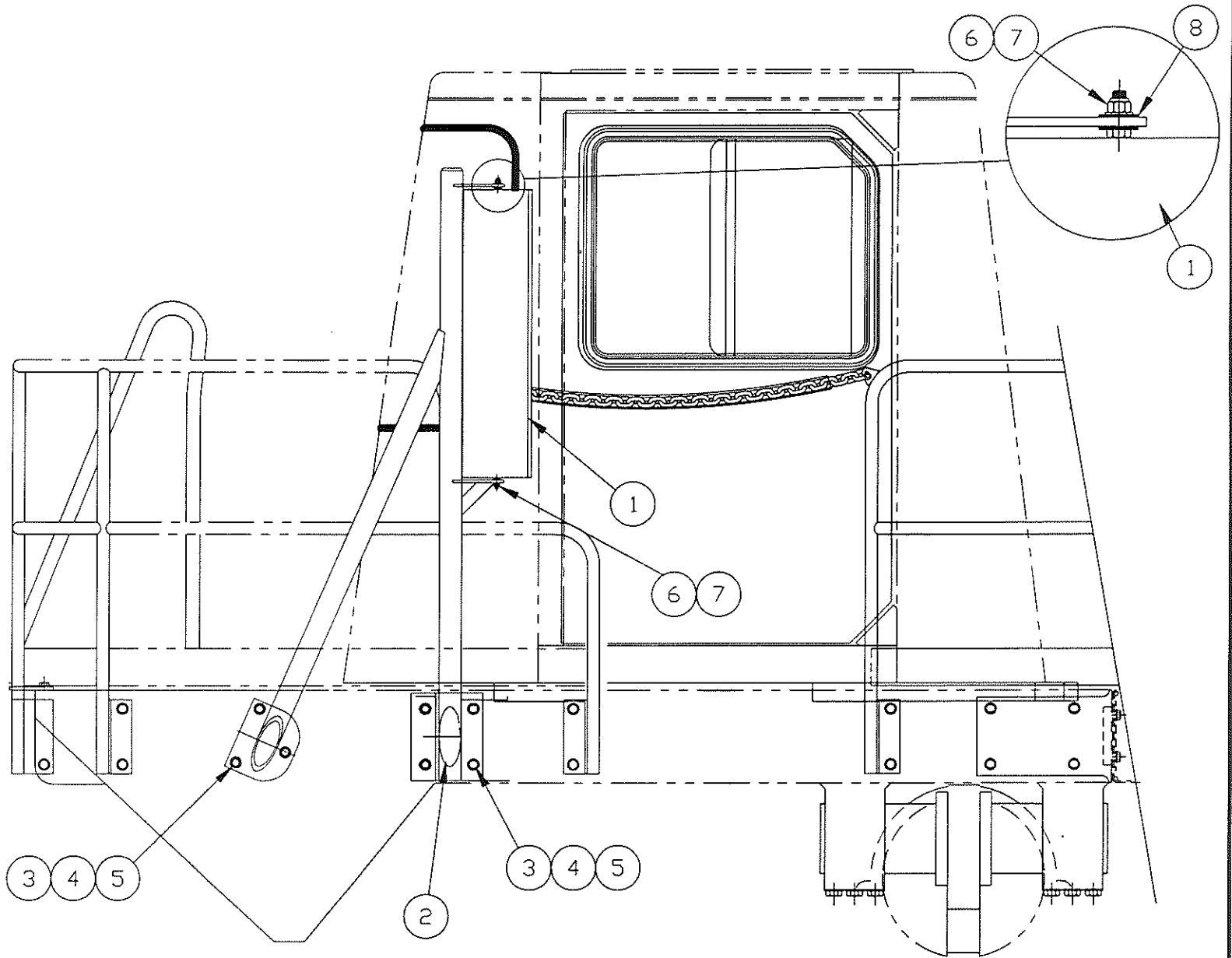
DUMP BODY GUIDE ASSY

SHEET *f* OF *4*
ASSY.
NO. 84410A

THIS DOCUMENT CONTAINS INFORMATION PROPRIETARY TO
UNIT RIG, A DIVISION OF TEREX CORPORATION. IT SHALL NOT BE
REPRODUCED, USED OR DISCLOSED TO ANYONE WITHOUT PRIOR
WRITTEN PERMISSION OF UNIT RIG.
© COPYRIGHT DATE 4/12/95

A84414

ALVERT



88896
RED
88798
E.N. NO.

REL. CK.
ENG. APP.
DR.
T. DODDEN



MIRROR MOUNTING ASSY

SHEET 1 OF 1
A84414

THIS DOCUMENT CONTAINS INFORMATION PROPRIETARY TO UNIT RIG, A DIVISION OF X CORPORATION. IT SHALL NOT BE REPRODUCED, USED OR DISCLOSED TO ANYONE WITHOUT PRIOR WRITTEN PERMISSION OF UNIT RIG.

A84414A

Copyright date 6/21/75

ITM	QTY PER ASSY	COMPONENT	DESCRIPTION
001	1	28649	MIRROR REAR VIEW
002	1	78154G	BRACKET, MIRROR MTG
003	5	10044	CAPSCR, HX, 5/8-11NC X 1-1/4 GR 5
004	5	26205	WSHR, FL, 5/8 X 1.312 OD
005	5	10183	WSHR, LK, HELI, 5/8 X 1.079 OD
006	4	10164	WSHR, FL, 3/8 X 1.000 OD
007	2	17413	NUT-HEX, FLXLC 3/8-16
008	2	980074	GROMMET RUBBER
010	REF 1	A84414	DWG ONLY, MIRROR MTG

FOR MT4400. 10 X 30
FLAT MIRROR ON BOLT
ON BRKT.

DR.
T. DODEN
ENG. APP
MASSIE
REF. C.K.
Ellia

88006
88008
E.N. NO.



MIRROR MTG ASSY L.H.

SHEET 1 OF 1

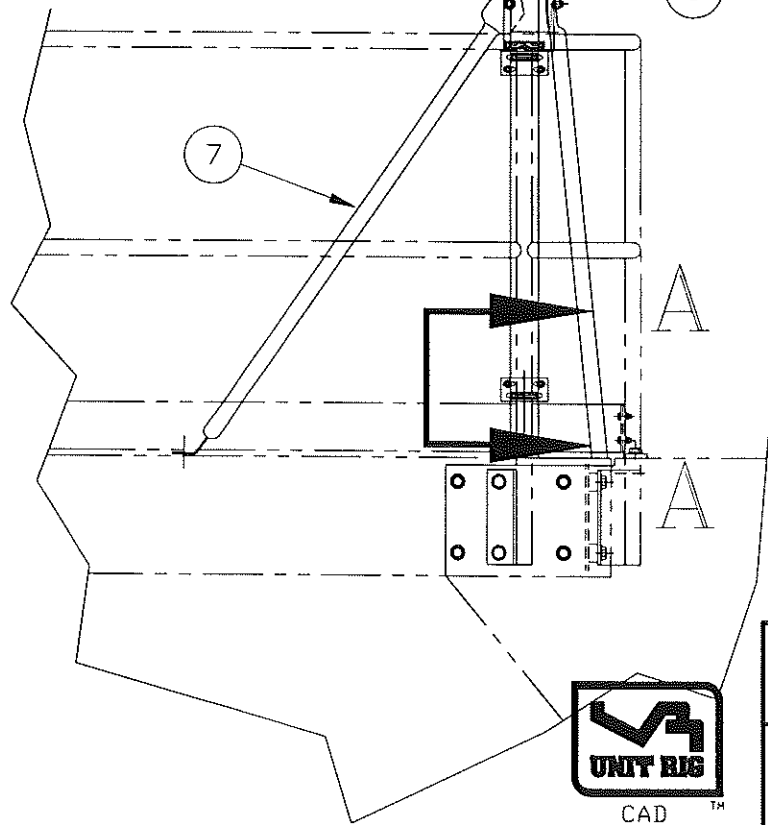
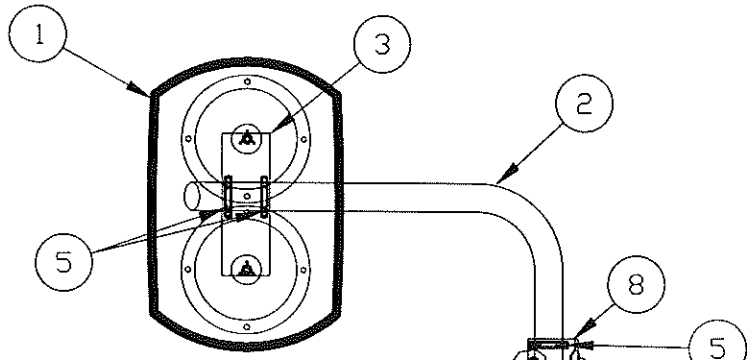
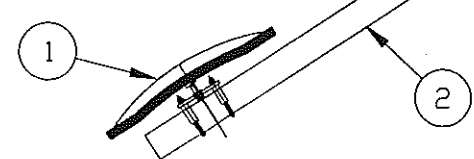
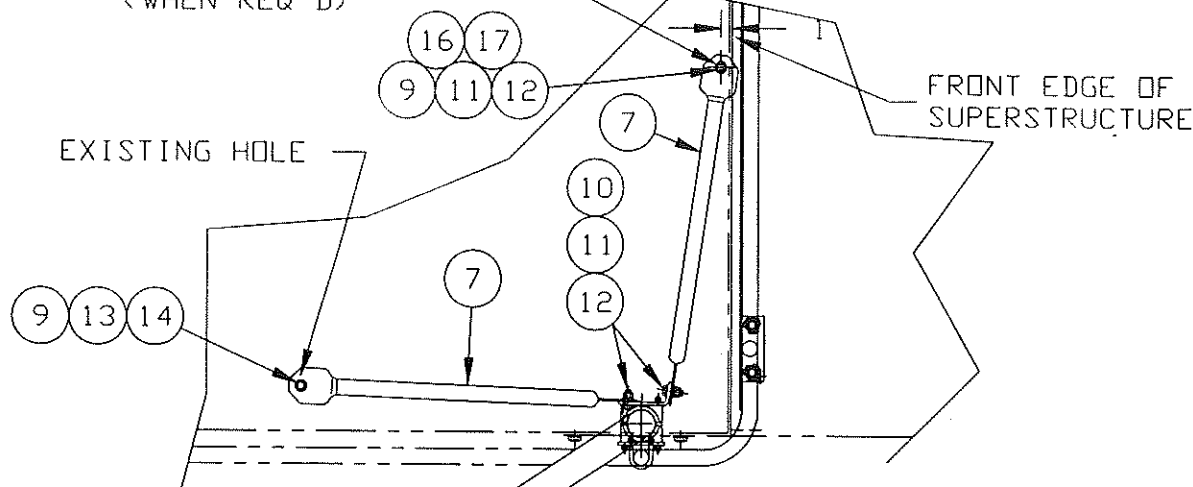
ASSY.
NO. A84414A

THIS DOCUMENT CONTAINS INFORMATION PROPRIETARY TO UNIT RIG, A DIVISION OF TEREX CORPORATION. IT SHALL NOT BE REPRODUCED, USED OR DISCLOSED TO ANYONE WITHOUT PRIOR WRITTEN PERMISSION OF UNIT RIG.
 © COPYRIGHT DATE 4/13/95

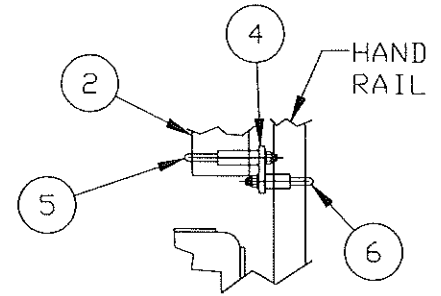
A84415

AVERT

MATCH DRILL 9/16 DIA
 (WHEN REQ' D)



NOTE:
 SEE SHEET #2 FOR
 ASSEMBLY OF MIRROR
 TO MIRROR BRACKET



SEC A - A
 2 PLACES

DR.
 T. DODDEN
 ENG. APP.
 MASSIE
 REL. CK.
 ELLIS

90956
 89068
 88829
 88798
 E.N. NO.



MIRROR MTG ASSY, R. H.
 SHEET 1 OF 2
 A84415

THIS DOCUMENT CONTAINS INFORMATION PROPRIETARY TO
DIVISION OF TEREX CORPORATION. IT SHALL NOT BE
REPRODUCED, USED OR DISCLOSED TO ANYONE WITHOUT PRIOR
WRITTEN PERMISSION OF UNIT RIG.

A84415

ALVERT

© COPYRIGHT DATE -----

DR.
T. DODEN

ENG APP.

REL. CK.

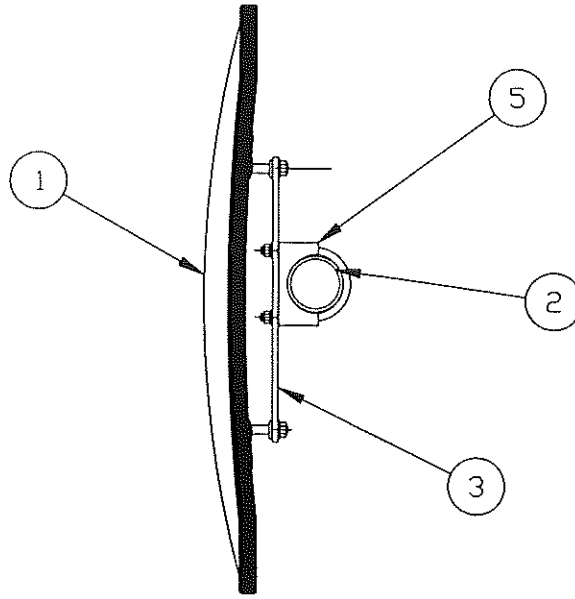
90956

9068

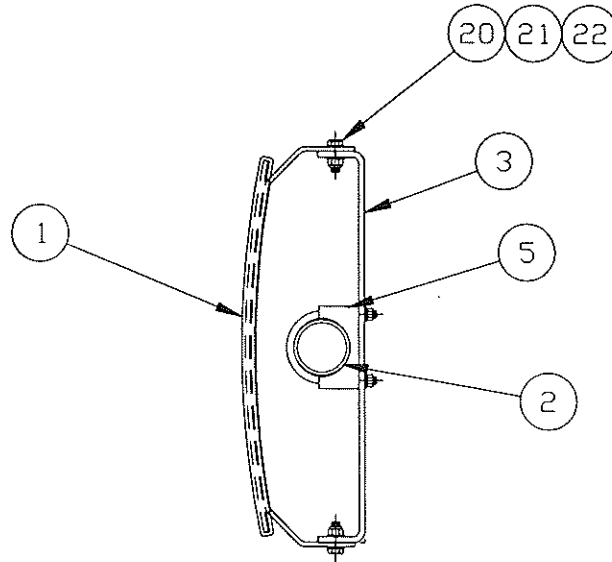
88829

88798

E.N. NO.



16 x 24 MIRROR WITH PLASTIC FACE




12 X 16 MIRROR WITH GLASS FACE



MIRROR MTG ASSY, R. H.

SHEET 2 OF 2

A84415



A84415A

THIS DOCUMENT CONTAINS INFORMATION PROPRIETARY TO UNIT RIG, A DIVISION OF TEREX CORPORATION. IT SHALL NOT BE REPRODUCED, USED OR DISCLOSED TO ANYONE WITHOUT PRIOR WRITTEN PERMISSION OF UNIT RIG.

Copyright date 4/29/95

Copyright date

ITM	QTY PER ASSY	COMPONENT	DESCRIPTION
001	1	52963	MIRROR
002	1	1100750C	SUPPORT-MIRROR
003	1	83080C	BRKT, MIRROR-*REWORK
004	2	83080B	BRKT, CLAMP-***REWORK*
005	6	1032030	CLAMP (DWG 1101553) 2-1/2 DIA
006	2	1032029	CLAMP (DWG 1101553) 1-3/8 DIA
007	2	84397A	BRACE, MIRROR MTG
008	1	84398A	BRACKET, BRACE
009	1	10030	CAPSCR, HX, 1/2-13NC X 1-3/4 GR 5
010	2	10029	CAPSCR, HX, 1/2-13NC X 1-1/2 GR 5
011	3	17412	NUT, HX, CRNLK, 1/2-13NC STD GR B
012	3	22465	WSHR, FL, 1/2
013	1	10046	CAPSCR, HX, 5/8-11NC X 1-3/4 GR 5
014	1	26205	WSHR, FL, 5/8 X 1.312 OD
015	REF 1	N84415A	ASSY NOTE: NO DWG REMOVE VINYL TRIM & REATTACH TO MIRROR WITH DOW ADHESIVE. CLEAN WITH NONABRASIVE CLEANER OR FURNITURE POLISH. DWG ONLY, MIRROR MTG
020	REF 1	A84415	16 X 24 CONVEX MIRROR FOR MT4400 BOLTS TO HANDRAIL PLUS 2 DIAGONAL BRACES TO DECK.

DR.
T. DODEN
ENG. APP.
MASSIE
REL. CK.
Ellis

88829
8798
E.N. NO.



MIRROR MTG, R.H.
SHEET / OF /
ASSY.
NO. A84415A

E.N. NO.
89601

REL. CK.

ENG. APP.

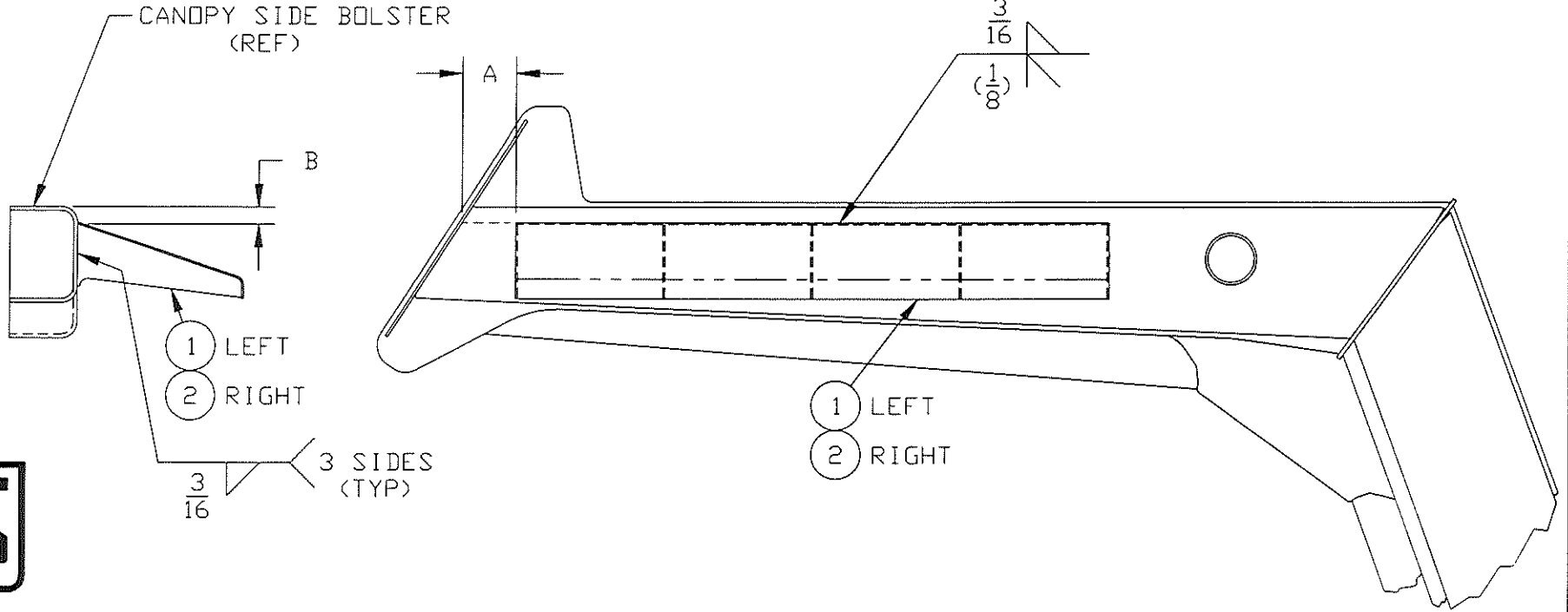
DIR.
FUJIAN

THIS DOCUMENT CONTAINS INFORMATION PROPRIETARY TO
UNIT RIG, A DIVISION OF TEREX CORPORATION. IT SHALL NOT BE
REPRODUCED, USED OR DISCLOSED TO ANYONE WITHOUT PRIOR
WRITTEN PERMISSION OF UNIT RIG.

© COPYRIGHT DATE _____

AIVERT

A84735



LEFT SIDE OF CANOPY SHOWN



CAD

FOR GENERAL USE

ROCK DEFLECTOR
INSTALLATION

SHEET 1 OF 1
A84735

THIS DOCUMENT CONTAINS INFORMATION PROPRIETARY TO UNIT RIG, A DIVISION OF X CORPORATION. IT SHALL NOT BE REPRODUCED, USED OR DISCLOSED TO ANYONE WITHOUT PRIOR WRITTEN PERMISSION OF UNIT RIG.

Copyright date

A84735A

ITM	QTY PER ASSY	COMPONENT	DESCRIPTION
001	1	A84734A	ROCK DEFLECTOR 8" WIDE X 72" LONG.
002	1	A84734A	ROCK DEFLECTOR 8" WIDE X 72" LONG.
098	REF 1	A84735	ROCK DEFL. ASSY. DWG
099	REF 1	N84735A	DRAWINGS NOTES A = 1.00", B = 1.50" 8" WIDE X 72" LONG DEFL. BOTH SIDES.

DR.
FUJIAN
ENG. APP.
BORTHICK
REL. CK.
Ellis

ROCK DEFLECTOR ASSY

SHEET / OF /
ASSY.
NO. A84735A



01
E.N. NO.

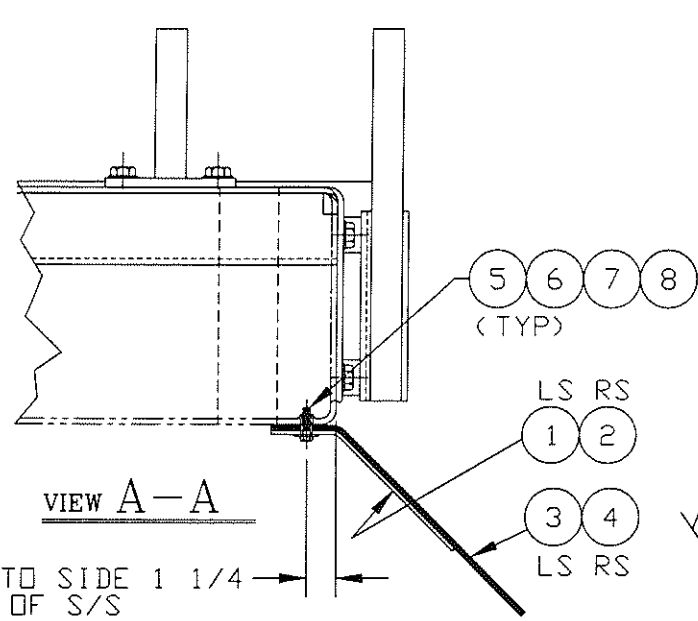
E.N. NO.
89615
89665

REL. CK.
ELLIS
ENG. APP.
FUJIAN
DR.
BAM

THIS DOCUMENT CONTAINS INFORMATION PROPRIETARY TO
UNIT RIG, A DIVISION OF TEREX CORPORATION. IT SHALL NOT BE
REPRODUCED, USED OR DISCLOSED TO ANYONE WITHOUT PRIOR
WRITTEN PERMISSION OF UNIT RIG.
© COPYRIGHT DATE 19JUNE96

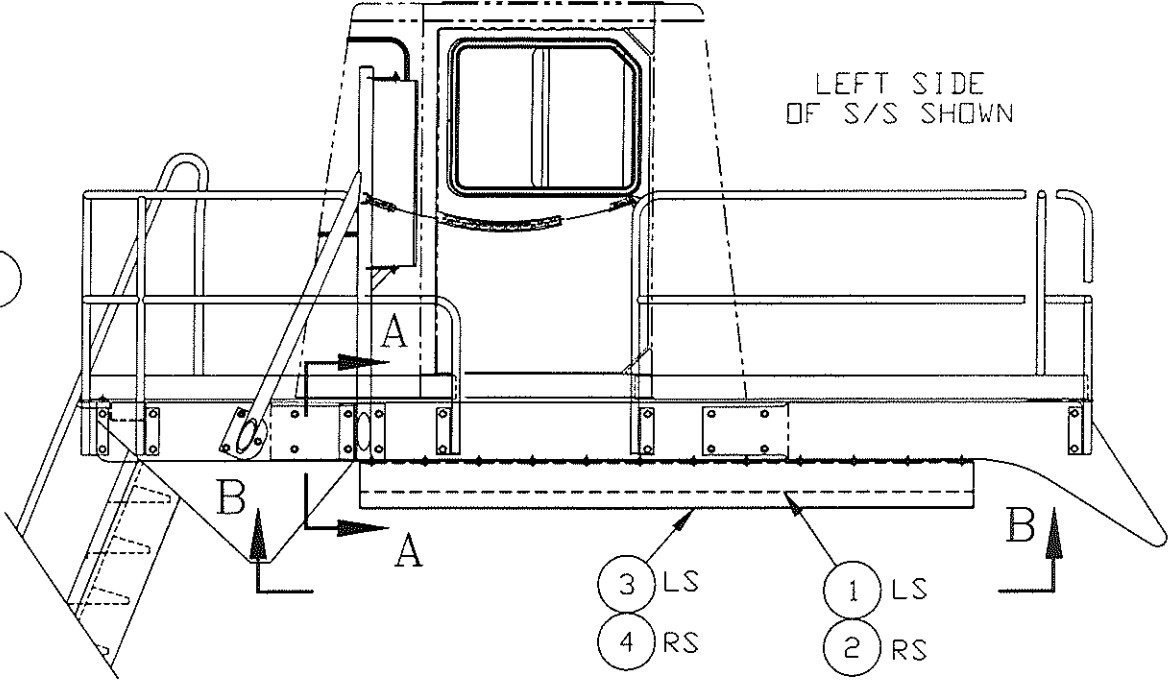
A84737

AIVERT



VIEW A-A

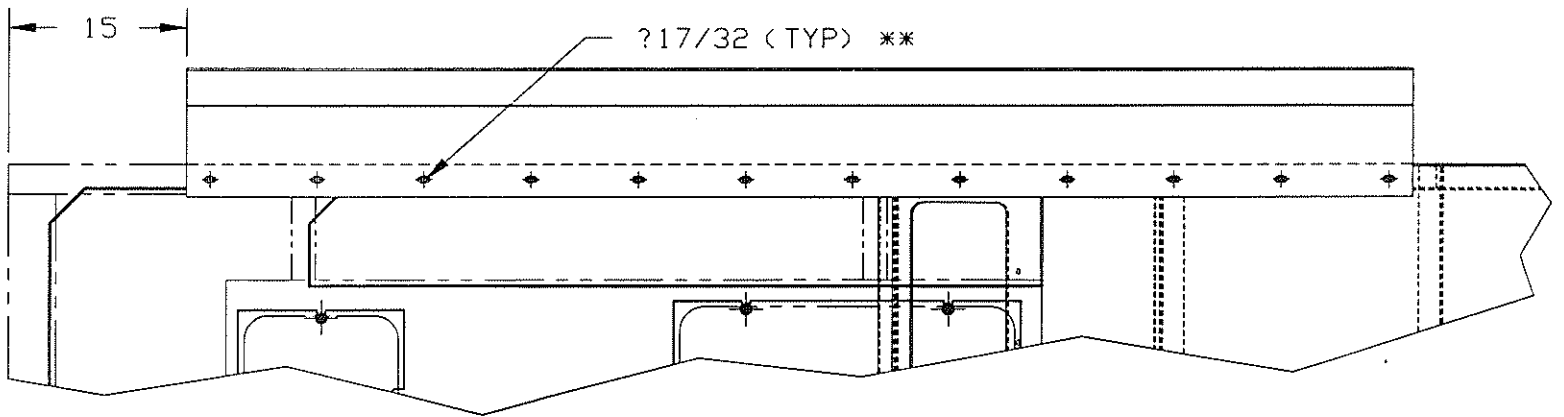
TO SIDE OF S/S
1 1/4



LEFT SIDE
OF S/S SHOWN



FRONT OF S/S



VIEW B-B

** NOTE: MA DRILL 17/32 HOLES USING RETAINER BRACKE

MUD GUARD-MIRROR ASS

SHEET 1 OF 1
A84737

A84737B

THIS DOCUMENT CONTAINS INFORMATION PROPRIETARY TO UNIT RIG, A DIVISION OF TEX CORPORATION. IT SHALL NOT BE REPRODUCED, USED OR DISCLOSED TO ANYONE WITHOUT PRIOR WRITTEN PERMISSION OF UNIT RIG.

© Copyright date

ITM	QTY PER ASSY	COMPONENT	DESCRIPTION
001	1	84738A	RETAINER-MUD FLAP
002	1	84738B	RETAINER-MUD FLAP
003	1	55977	FLAP, MUD-MIRROR
004	1	55979	FLAP, MUD-MIRROR
005	18	55978	NUT-INSERT, 3/8-16 UNC HOLE SIZE=17/32 GRIP RANGE=.150-.312
006	18	10015	CAPSCR, HX, 3/8-16NC X 1-3/4 GR 5
007	18	10180	WSHR, LK, HELI, 3/8 X .683 OD
008	18	1014913	WSHR, HARDND, 3/8 X 1" OD NARROW
099	REF 1	A84737	DWG ONLY, MUD GRD ASSY

FOR MT-4400 W/ RIGHT SIDE MUFFLER FENDER

DR.
RAM
ENG. APP.
FUJAN
REL. CK.
Ellis

89665

15

E.N. NO.



MUD GUARD-MIRROR ASSY

SHEET 1 OF 1
ASSY.
NO. A84737B

THIS DOCUMENT CONTAINS INFORMATION PROPRIETARY TO
 UNIT RIG, A DIVISION OF TEREX CORPORATION. IT SHALL NOT BE
 REPRODUCED, USED OR DISCLOSED TO ANYONE WITHOUT PRIOR
 WRITTEN PERMISSION OF UNIT RIG.

A84785

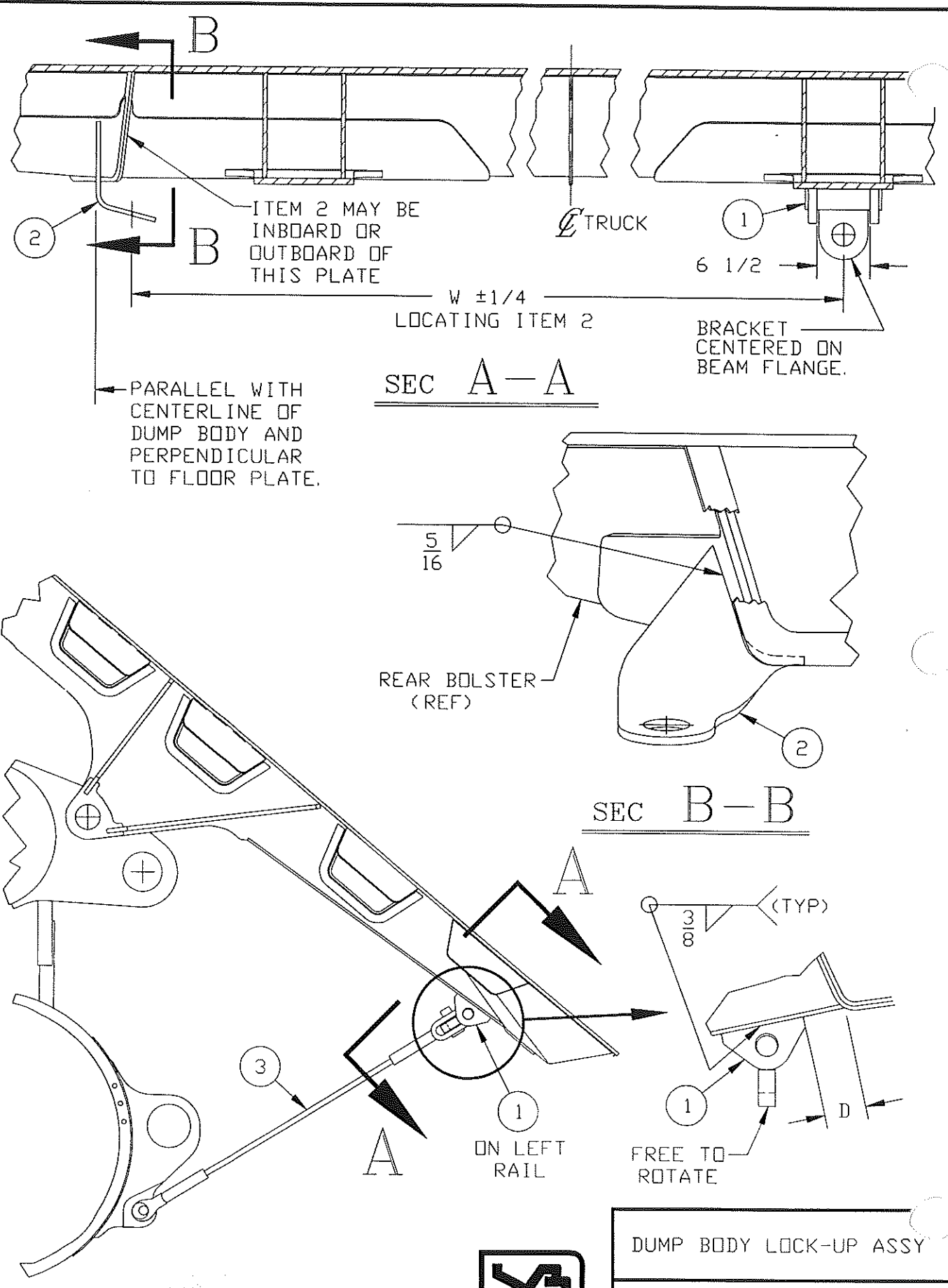
ALWAYS

© COPYRIGHT DATE

DR.
 BORTHICK
 ENG. APP.

REL. CK.

89830
 E.N. NO.



SEC A-A

SEC B-B

WELD PER 02-563



DUMP BODY LOCK-UP ASSY

SHEET 1 OF 1
 A84785

A84785A

THIS DOCUMENT CONTAINS INFORMATION PROPRIETARY TO UNIT RIG, A DIVISION OF TEREX CORPORATION. IT SHALL NOT BE REPRODUCED, USED OR DISCLOSED TO ANYONE WITHOUT PRIOR WRITTEN PERMISSION OF UNIT RIG.

Copyright date 10-1-76

ITM	QTY PER ASSY	COMPONENT	DESCRIPTION
001	1	83044J	BRACKET-CABLE
002	1	84065G	BRACKET-CABLE STOW
003	1	55088	CABLE BODY LOCKUP
099	REF 1	A84785	DWG ONLY-LOCK UP ASSY
100	REF 1	N84785A	ASSY NOTES-NO DRAWING D=4-7/8 W=83-11/16

MT4400 315' FLOOR
FULL RAISE (40 DEG)

DR
RAY B.

ENG APP
BAM

REVISION
Ellis

DUMP BODY LOCKUP ASSY



SHEET 1 OF 1
ASSY.
NO. A84785A

89830
E.N. NO.

90349
E.N. NO.

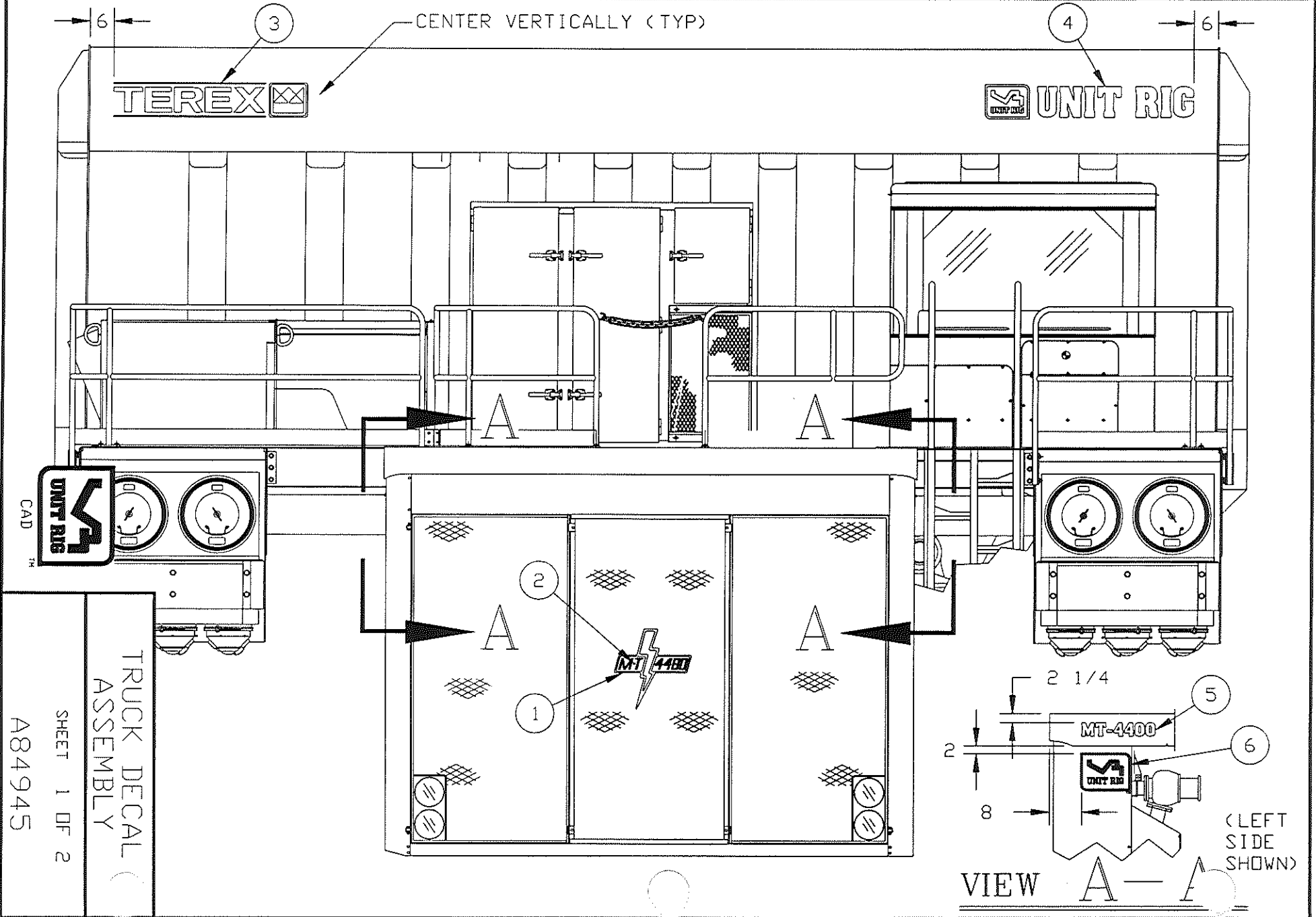
Robinson
ENGR. APPR.
NIELSEN
REL. CK.
ELLIS

THIS DOCUMENT CONTAINS INFORMATION PROPRIETARY TO
UNIT RIG, A DIVISION OF TEREX CORPORATION. IT SHALL NOT BE
REPRODUCED, USED OR DISCLOSED TO ANYONE WITHOUT PRIOR
WRITTEN PERMISSION OF UNIT RIG.
© COPYRIGHT DATE -----

A84945

AIVCRT

CENTER VERTICALLY (TYP)



CAD

TRUCK DECAL
ASSEMBLY
SHEET 1 OF 2
A84945

VIEW A-A (LEFT SIDE SHOWN)

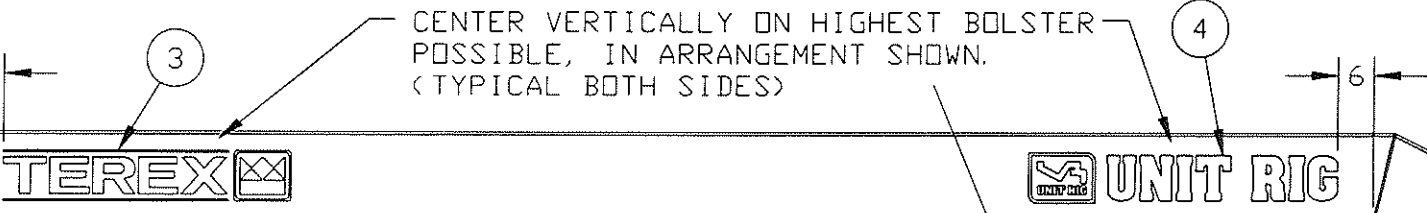
THIS DOCUMENT CONTAINS INFORMATION PROPRIETARY TO
UNIT RIG, A DIVISION OF TEREX CORPORATION. IT SHALL NOT BE
REPRODUCED, USED OR DISCLOSED TO ANYONE WITHOUT PRIOR
WRITTEN PERMISSION OF UNIT RIG.
© COPYRIGHT DATE _____

A84945

ALBERT

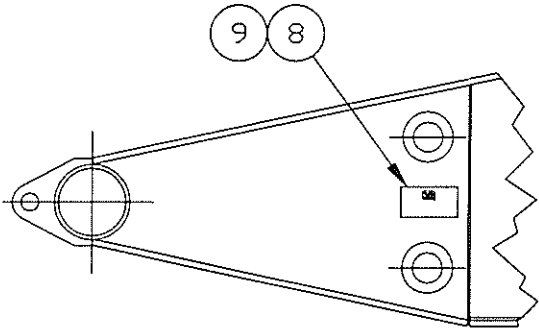
90349
E.N. NO.

DR. *Robinson*
ENG. APP.
REL. CK. *NIELSEN*
ELLIS



MT-4400

7



OUTSIDE LEFT FRONT
OF FRAME



TRUCK DECAL
ASSEMBLY

SHEET 2 OF 2

A84945

