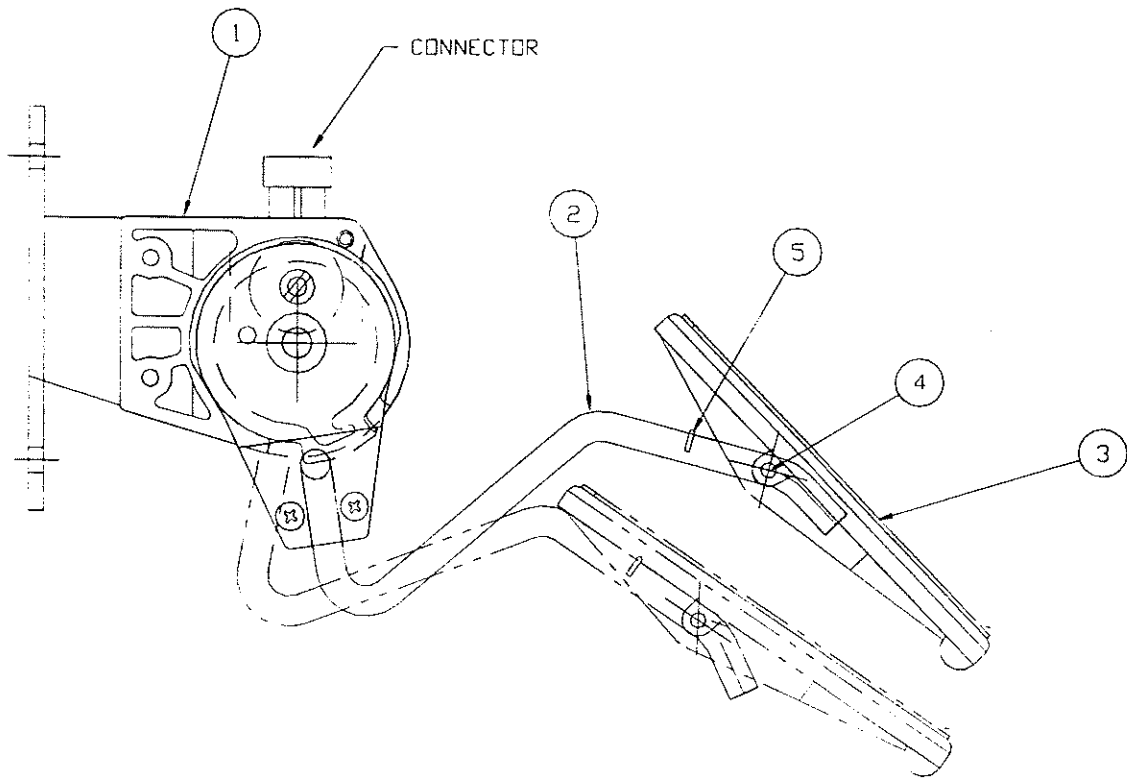


3

4

5



UNIT RIG

SERVICE PARTS

ELECTRONIC THROTTLE

83461B

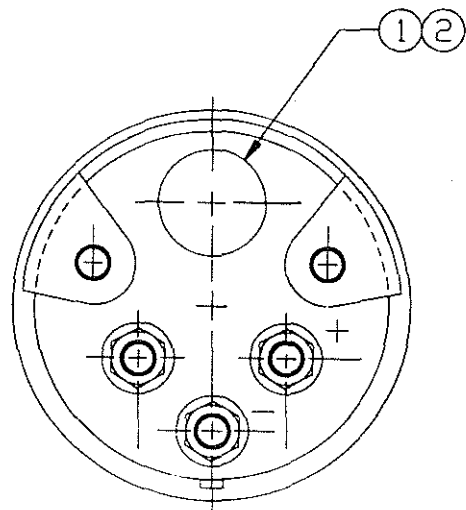
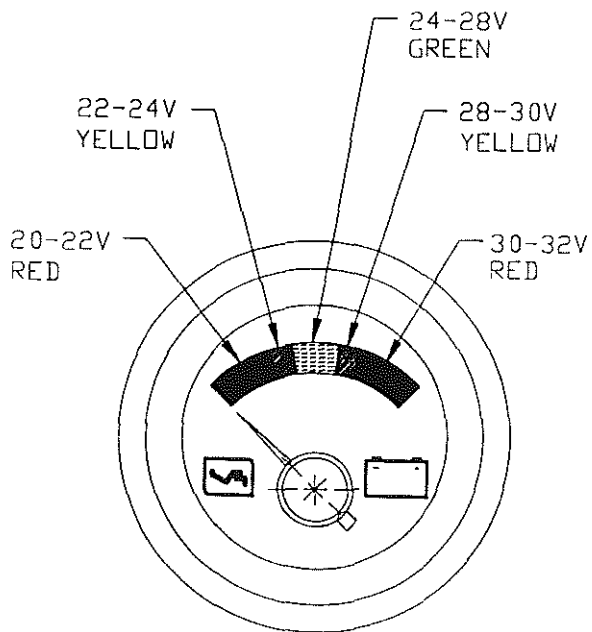
05/05/99

SHEET 1 OF 2

SERVICE PART DRAWING

ITEM NO.	PART NUMBER	PART DESCRIPTION	QUANT.	KITS AVAIL.
1	* 56153 *	Electronic Pedal (*See SPD*)	1	
2	83463B	Throttle Pedal Lever	1	
3	916400	Throttle Pedal	1	
4	916401	Pedal Pin	1	
5	916402	Pedal Return Spring	1	

*SEE SERVICE PARTS



UNIT RIG
SERVICE PARTS

VOLTMETER GAUGE

83484A

01/06/99

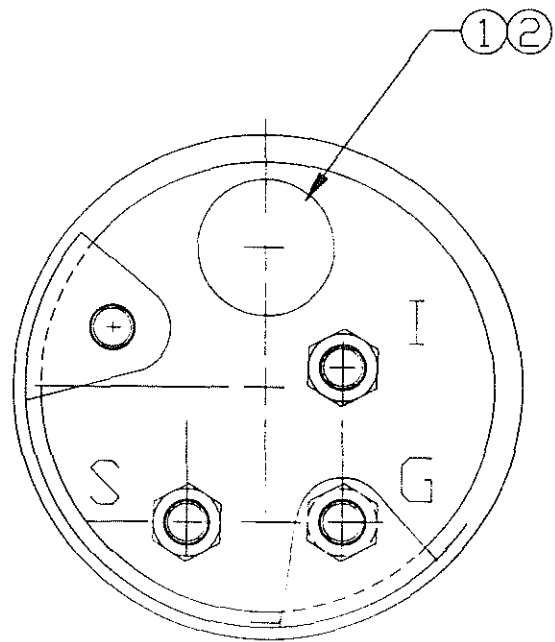
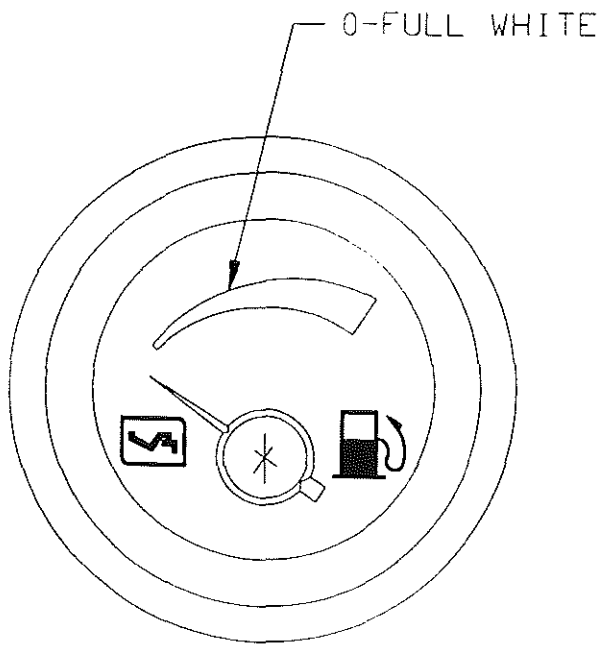
SHEET 1 OF 2

SERVICE PART DRAWING

ITEM NO.	PART NUMBER	DESCRIPTION	QUANTITY	KITS AVAIL
001	947113	SOCKET - LAMP	1	.
002	52542	LAMP - PANEL	1	

UNIT RIG
SERVICE PARTS
LECTRA HAUL/DART

PART NUMBER 83484A
DATE 01/06/99
SHEET 2 OF 2



UNIT RIG
SERVICE PARTS

FUEL GAUGE

83484C

01/06/99

SHEET 1 OF 2

SERVICE PART DRAWING

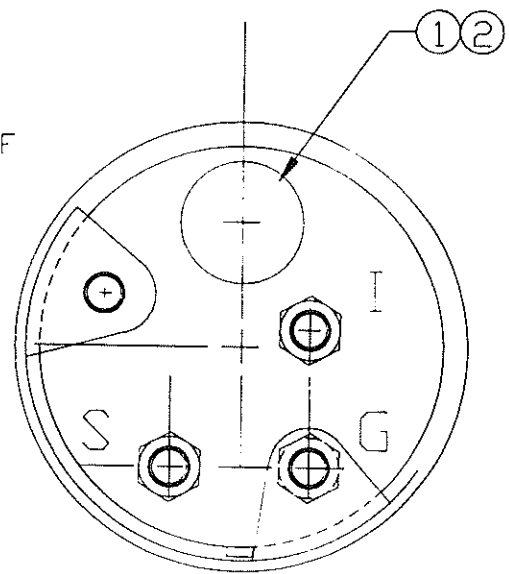
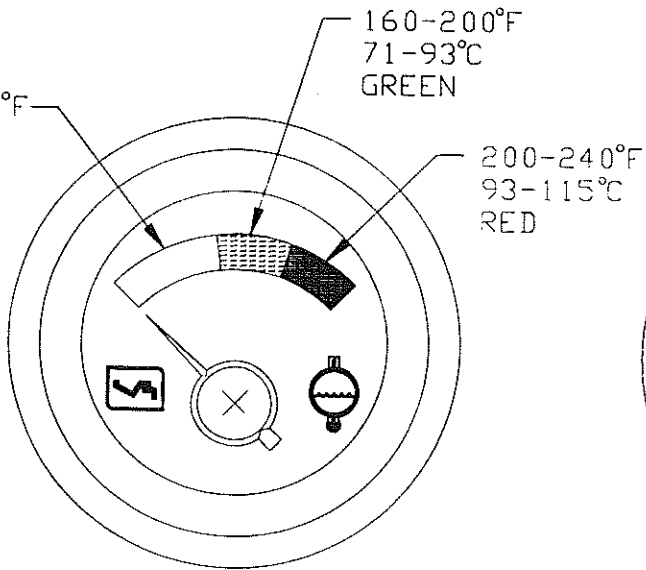
ITEM NO.	PART NUMBER	DESCRIPTION	QUANTITY	KITS AVAIL
001	947113	SOCKET - LAMP	1	.
002	52542	LAMP - PANEL	1	

UNIT RIG
SERVICE PARTS
LECTRA HAUL/DART

PART NUMBER
DATE
SHEET

83484C
01/06/99
2 OF 2

100-160°F
38-71°C
WHITE



UNIT RIG
SERVICE PARTS

WATER TEMPERATURE
GAUGE

83485A

01/06/99

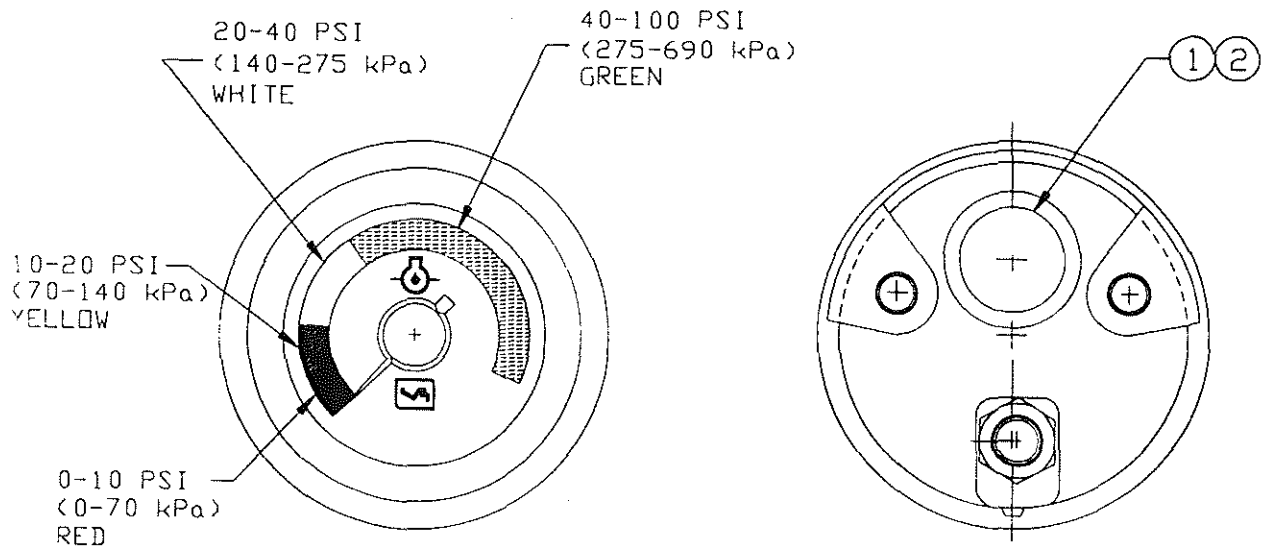
SHEET 1 OF 2

SERVICE PART DRAWING

ITEM NO.	PART NUMBER	DESCRIPTION	QUANTITY	KITS AVAIL
001	947113	SOCKET - LAMP	1	.
002	52542	LAMP - PANEL	1	

UNIT RIG
SERVICE PARTS
LECTRA HAUL/DART

PART NUMBER 83485A
DATE 01/06/99
SHEET 2 OF 2



UNIT RIG
SERVICE PARTS

OIL PRESSURE GAUGE

83486B

01/06/99

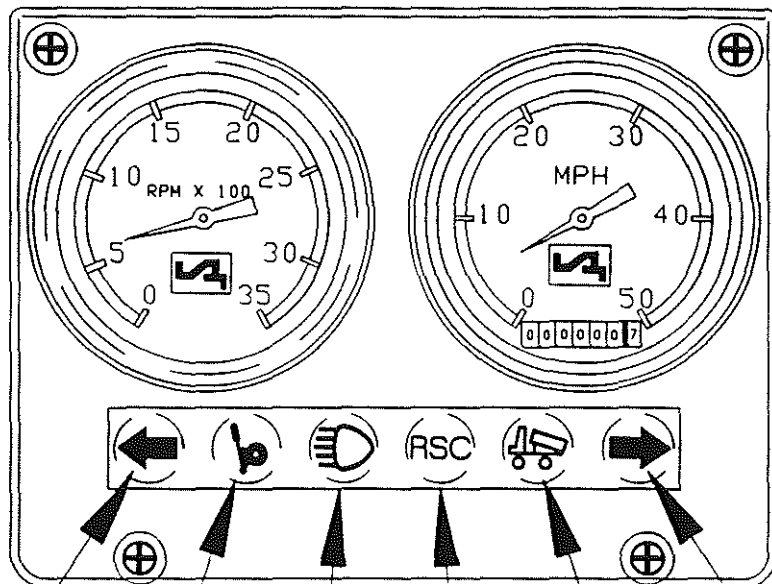
SHEET 1 OF 2

SERVICE PART DRAWING

ITEM NO.	PART NUMBER	DESCRIPTION	QUANTITY	KITS AVAIL
001	947113	SOCKET - LAMP	1	
002	52542	LAMP - PANEL	1	

UNIT RIG
SERVICE PARTS
LECTRA HAUL/DART

PART NUMBER 83486B
DATE 01/06/99
SHEET 2 OF 2



83553B

- ①
- ②
- ①
- ③
- ①
- ②
- ①
- ④
- ①
- ③
- ①
- ②



UNIT RIG
SERVICE PARTS

CENTER DASH

83553B

08/22/96

SHEET 1 OF 2


SERVICE PART DRAWING

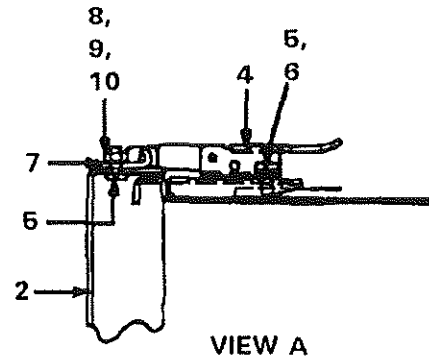
ITEM NO.	PART NUMBER	DESCRIPTION	QUANTITY	KITS AVAIL
001	2001599	24 VOLT BULB	6	
002	2001679	GREEN BULB FILTER	3	
003	2001678	AMBER BULB FILTER	2	
004	2001680	BLUE BULB FILTER	1	

UNIT RIG
SERVICE PARTS
LECTRA HAUL/DART

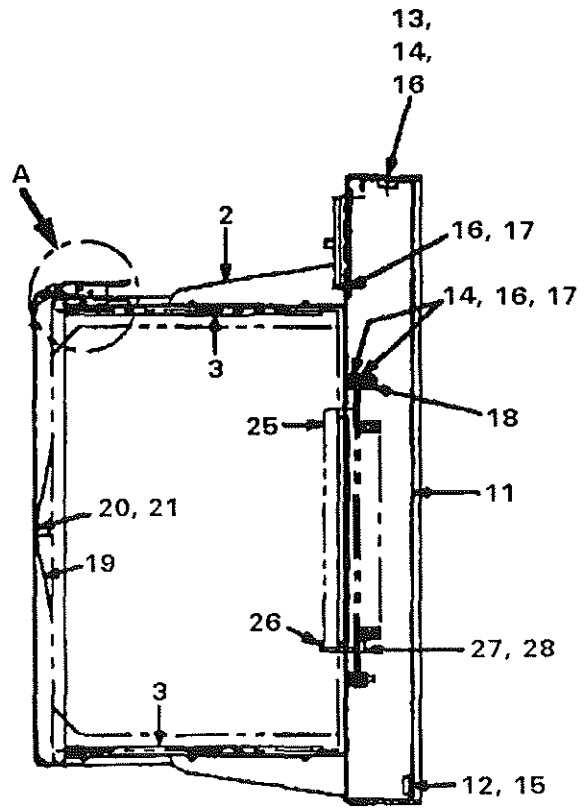
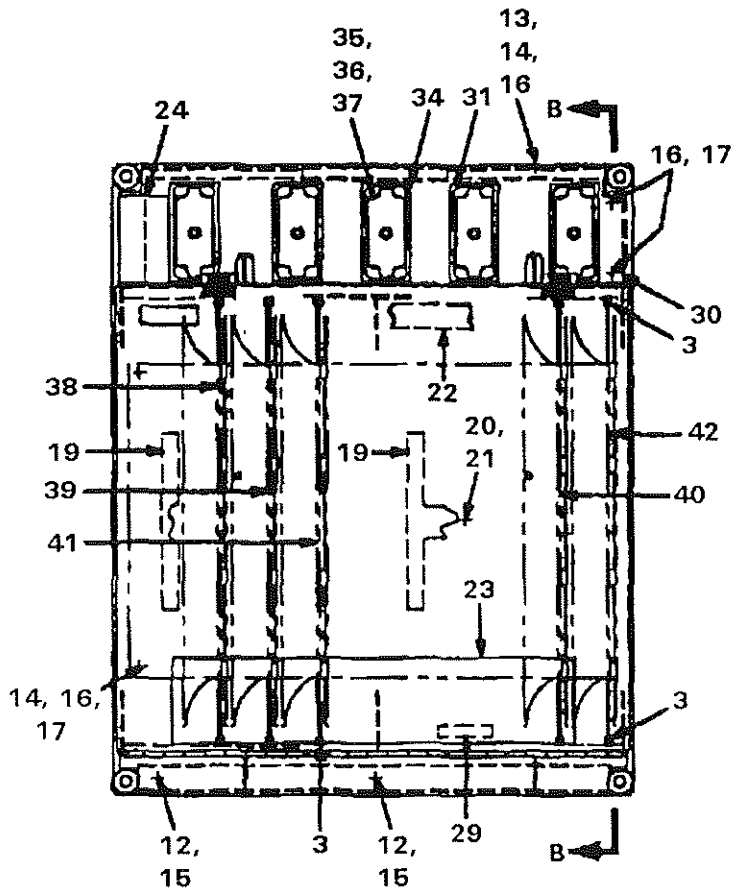
PART NUMBER
DATE
SHEET

83553B
08/22/96
2 OF 2





VIEW A



SECTION B-B

A83567C



UNIT RIG

SERVICE PARTS

CARD RACK
PANEL ASSEMBLY

A83567C

06/10/99

SHEET 1 OF 3

SERVICE PART DRAWING


ITEM NO.	PART NUMBER	PART DESCRIPTION	QUANT.	KITS AVAIL.
1		PANEL	1	
2		.BASE	1	
3		.CARD GUIDE, 8 IN. LONG	10	
4		.CATCH	2	
5		.SCREW, SL PAN HD, 6-40 X 5/16	8	
6	10176	.LOCKWASHER, NO. 6	4	
7		.STRIKE	2	
8	24640	.LOCKWASHER, #6 INTERNAL TOOTH	8	
9		.NUT, MINIATURE, NO. 6-40	4	
10		.CEMENT	1	
11		.COVER	1	
12		.SCREW, SL HEX HD, 10-32 X 1/2	3	
13		.SCREW, SL PAN HD 10-32 X 9/16	2	
14	22048	.WASHER, NO. 10 NARROW	1	
15	22048	.WASHER, NO. 10 NARROW	3	
16	28537	.LOCKWASHER, NO. 10	1	
17	12867	.NUT, HEX, NO. 10-32	1	
18		.CAP NUT, HEX, NO. 10-32 NYLON	5	
19		.SPRING, 6.50 IN. LONG	2	
20		.LOCKWASHER, 1/4 IN.	4	
21	10124	.NUT, HEX, 1/4-20	4	
22		.DECAL	1	
23		.DECAL (CAUTION, ETC.)	1	
24		.DECAL (WARNING, ETC.)	1	
25		.SOCKET, 210 CONTACTS	5	
26		.INTERLOCK KEY	10	
27		.SCREW, PHIL PAN HD 2-32 X 1/2	10	
28		.LOCKWASHER, NO. 2	10	
29		.LABEL (SPECIFY STAMPING REQD)	1	
30		.CONN PLATE	1	
31		.SOCKET, 104 CONTACTS	4	
32	701441	.GUIDE PIN, FEMALE 5/8 IN. LG.	8	
33	702987	.GUIDE PIN, MALE, 1 IN. LONG	8	
34		.SUPPORT	1	
35		.SCREW, SL FIL HD, 6-40 X 3/8	2	
36	10176	.LOCKWASHER, NO. 6	2	
37		.NUT, HEX, NO. 6-40	2	
38	83571B	.CARD	1	
39	83572B	.CARD	1	
40	83574A	.CARD	1	

UNIT RIG
SERVICE PARTS
TEREX MINING

PART NUMBER
DATE
SHEET

A83567C
06/10/99
2 OF 3

ITEM NO.	PART NUMBER	PART DESCRIPTION	QUANT.	KITS AVAIL.
41	84040A	.CARD	1	
42	83575A	.CARD	1	
43	2000938	Panel-Less Cards (Not Shown)	1	
44	2002790	.Backplane, Wired (Not Shown)	1	



There is no pictorial for the P/N 83568A - Event Display

<u>ITEM NO.</u>	<u>PART NO.</u>	<u>DESCRIPTION</u>	<u>QTY.</u>
001	*2001212*	Panel (*See Service Part Drawing*)	1
002		.Bracket, Mounting	1

*SEE SERVICE PARTS



UNIT RIG

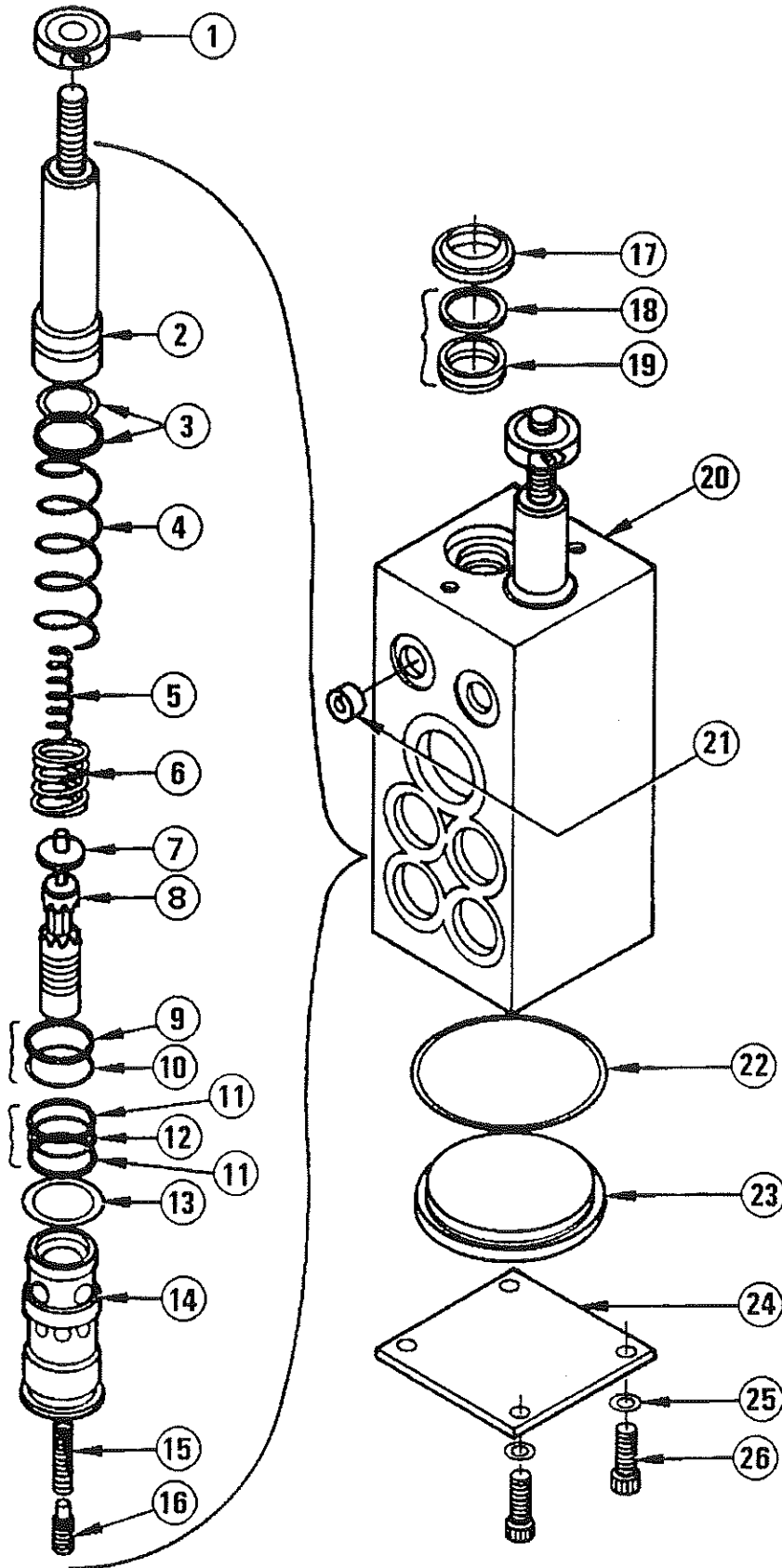
SERVICE PARTS

EVENT DISPLAY

83568A

04/13/99

SHEET 1 OF 1



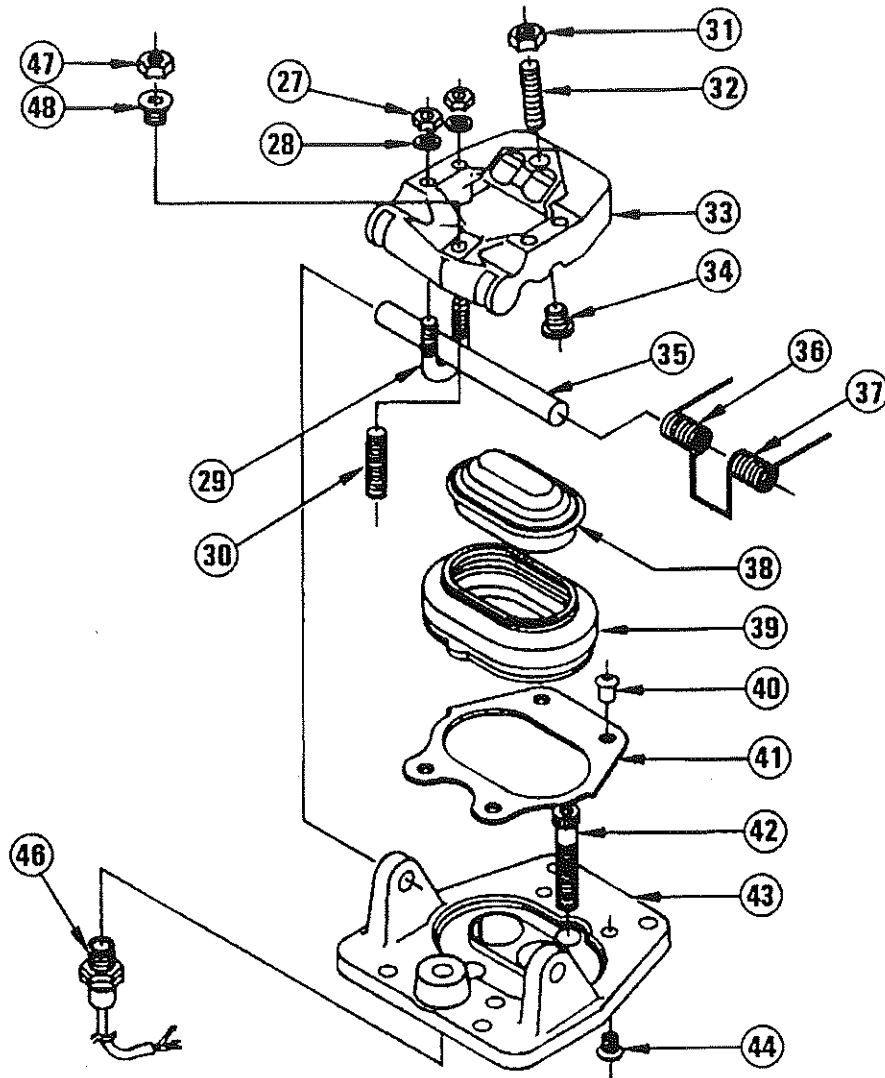
UNIT RIG
SERVICE PARTS

BRAKE VALVE
ASSEMBLY

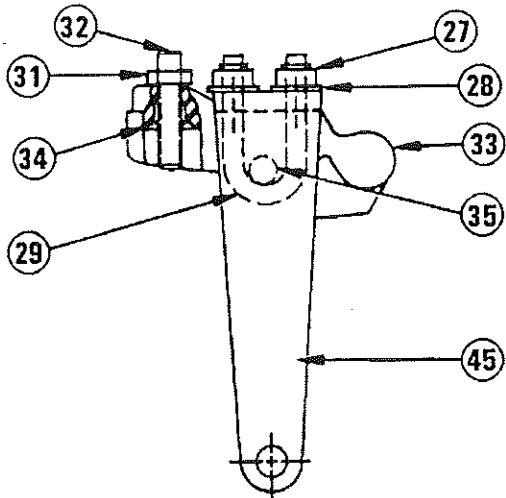
83954A

08/31/98

SHEET 1 OF 4



DUAL ACTUATOR



LEVER ASSEMBLY

83954A-2
(61005)



UNIT RIG
SERVICE PARTS

BRAKE VALVE
ASSEMBLY

83954A

08/31/98

SHEET 2 OF 4

SERVICE PART DRAWING

ITEM NO.	PART NUMBER	DESCRIPTION	QUANTITY	KITS AVAIL
K01	2000675	SPRING KIT	1	
K02	2000817	SEAL KIT	1	
K03	2000610	BOOT KIT	1	
K04	2000676	SPOOL/SLEEVE KIT	1	
K05	916187	LEVER RETURN SPRING KIT	1	
001	2002522	.COLLAR	2	
002	2001490	.PLUNGER	2	
003		.SEAL	2	K02
004		.SPRING - PLUNGER	2	K01
005		.SPRING - REGULATOR	2	K01
006		.SPRING - REGULATOR	2	K01
007		.SPRING SEAT	2	
008		.SPOOL	2	K04
009		.BACK UP RING	2	K02
010		.SEAL	2	K02
011		.BACK UP RING	4	K02
012		.SEAL	2	K02
013		.SEAL	2	K02
014		.SLEEVE	2	K04
015		.SPRING - SPOOL	2	K01
016		.REACTION PLUNGER	2	K04
017		.WIPER SEAL	2	K02
018		.BACK UP RING	2	K02
019		.SEAL	2	K02
020		.BODY (NOT SOLD SEPARATELY)	1	
021		.SCREW WITH ORIFICE HOLE	2	
022		.SEAL	1	K02
023		.PLUG (NOT SOLD SEPARATELY)	1	
024		.RETAINER SLEEVE NOT SOLD SEP.	1	
025		.WASHER	4	
026		.SCREW	4	
027		.NUT	4	
028		.WASHER	4	
029	2002523	.U-BOLT	2	
030		.SCREW	1	
031		.NUT	1	
032		.SCREW	1	
033		.CAM-ACTUATOR (NOT SOLD SEP.)	1	
034		.INSERT	1	
035		.PIN	1	
036		.LEVER RETURN SPRING	1	K05
037		.LEVER RETURN SPRING	1	K05
038		.CAP (NOT SOLD SEPARATELY)	1	
039		.BOOT	1	K03
040		.SCREW	4	

UNIT RIG
 SERVICE PARTS
 LECTRA HAUL/DART

PART NUMBER
 DATE
 SHEET

83954A
 08/31/98
 3 OF 4

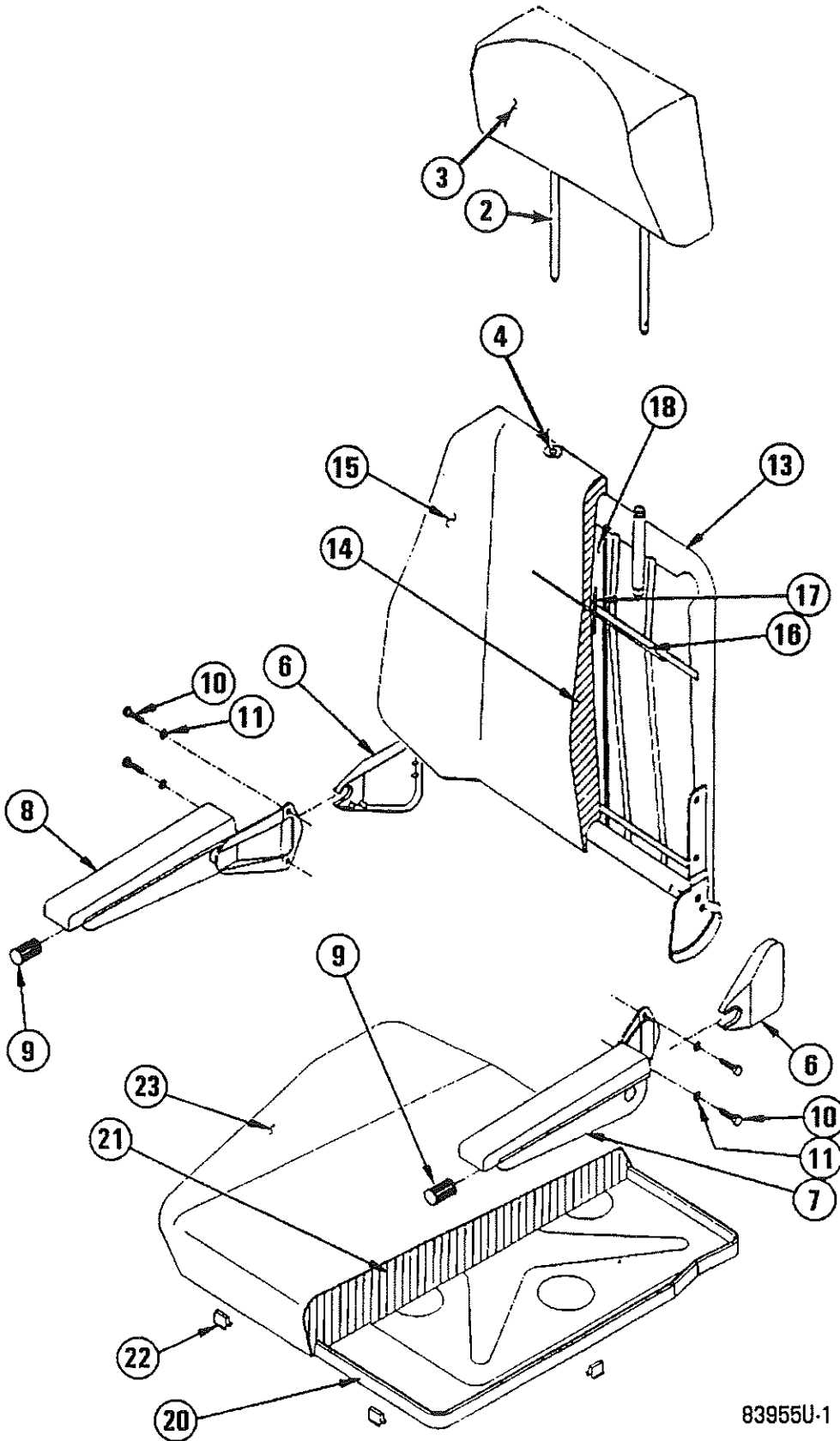
SERVICE PART DRAWING

ITEM NO.	PART NUMBER	DESCRIPTION	QUANTITY	KITS AVAIL
041		.RETAINER PLATE	1	
042		.SCREW	2	
043		.ACTUATOR BASE (NOT SOLD SEP.)	1	
044		.INSERT	4	
045		.LEVER	1	
046	53963	.PROXIMITY SWITCH ASSEMBLY	1	
047		.NUT	1	
048		.INSERT	1	

UNIT RIG
SERVICE PARTS
LECTRA HAUL/DART

PART NUMBER
DATE
SHEET

83954A
08/31/98
4 OF 4



83955U-1



UNIT RIG
SERVICE PARTS

DRIVER SEAT
ASSEMBLY

83955U

07/21/98

SHEET 1 OF 12

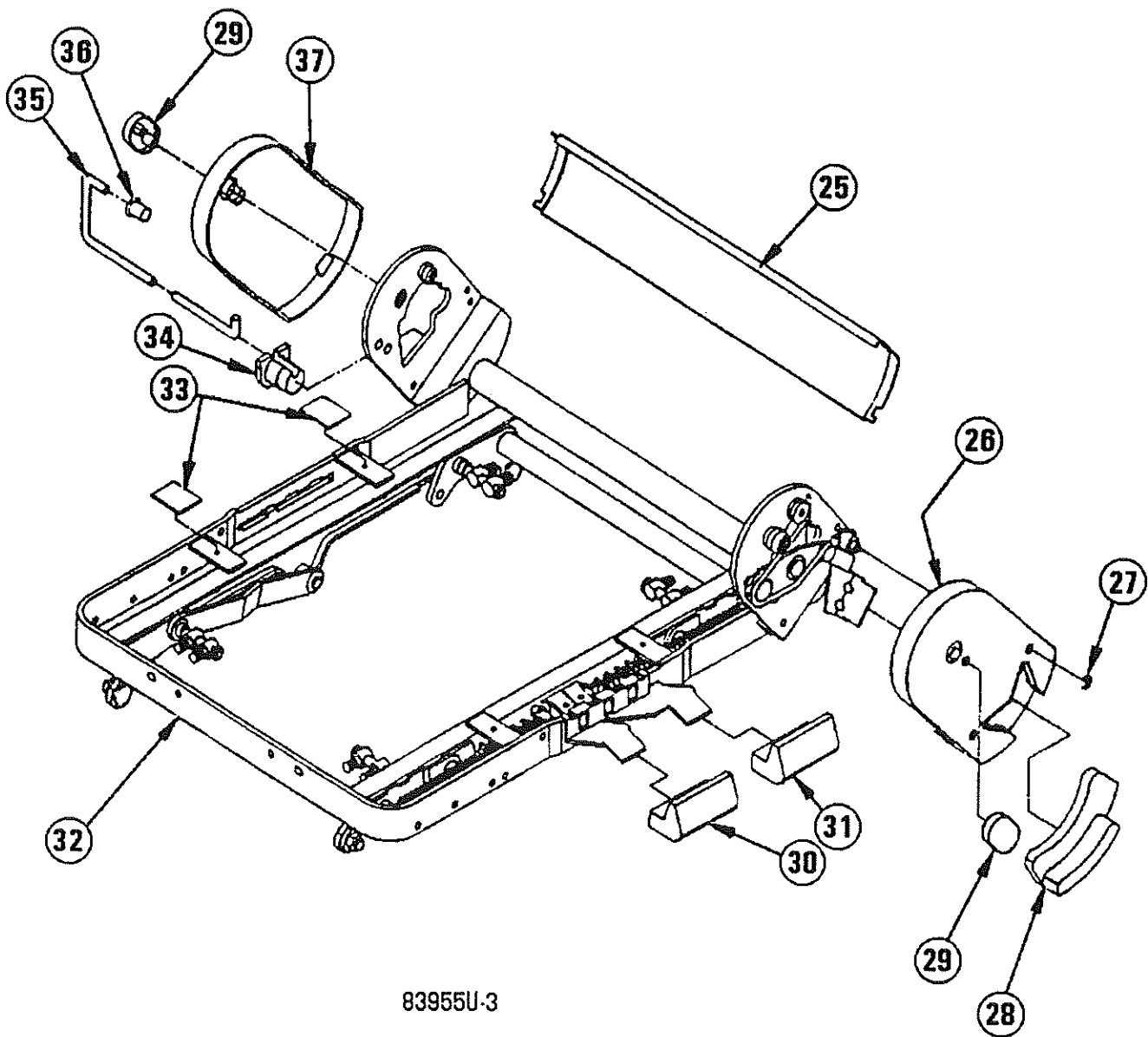
SERVICE PART DRAWING

ITEM NO.	PART NUMBER	DESCRIPTION	QUANTITY	KITS AVAIL
K01	914341	KIT, ARMREST - LEFT HAND	1	
K02	914342	KIT, ARMREST - RIGHT HAND	1	
K03	2000276	KIT, UPHOLSTERY HARDWARE, BACK	1	
K04	2000278	KIT, UPHOLSTERY HARDWARE, SEAT	1	
K05	2000139	KIT, SIDE PLATE	1	
K06	2000142	KIT, TORSION BAR	1	
K07	914353	KIT, SPRING H/S	1	
K08	2000144	KIT, BUSHING H/S	1	
K09	2000145	KIT, BUSHING/HARDWARE H/S	1	
K10	2000280	KIT, TOOTH PLATE	1	
K11	2000281	KIT, SWIVEL BOLT/CLIP	1	
K12	2000951	KIT, HANDLE W/CLIPS	1	
K13	2000968	KIT, HANDWHEEL	1	
K14	914648	KIT, SUSPENSION HARDWARE	1	K17
K15	914355	KIT, SHOCK	1	
K16	2000972	KIT, AXLE	1	
K17	2000973	KIT, BUMPER	1	
K18	2000974	KIT, SPINDLE	1	
K19	2000975	KIT, WEIGHT ADJUSTMENT	1	
K20	2000976	SUSPENSION/BOOT ASSEMBLY	1	
001	2000940	HEADREST ASSEMBLY	1	
002	2000127	.HEADREST WITHOUT UPHOLSTERY	1	
003	2000128	.UPHOLSTERY - HEADREST	1	
004	51373	.FERRULE	2	
005	2000118	ARMREST KIT ASSEMBLY	1	
006	2000130	.COVER, ARMREST	2	K1,K2
007		.ARMREST, LEFT	1	K1
008		.ARMREST, RIGHT	1	K2
009	2000129	.KNOB, ARMREST	2	
010		.MOUNTING BOLT	4	K1,K2
011		.WASHER - LOCK	4	K1,K2
012		BACKREST ASSEMBLY	1	
013	2000133	.BACKREST FRAME	1	
014	914340	.BACKREST FOAM	1	
015	2000135	.BACKREST UPHOLSTERY	1	
016		.UPHOLSTERY ROD - LONG	1	K3
017		.UPHOLSTERY ROD - SHORT	1	K3
018		.HARD PAPER	1	K3
019	2000941	SEAT PAN ASSEMBLY	1	
020	2000136	.SEAT PAN	1	
021	914347	.SEAT FOAM	1	
022		.UPHOLSTERY CLIP	1	K4
023	2000138	.SEAT UPHOLSTERY	1	

UNIT RIG
 SERVICE PARTS
 LECTRA HAUL/DART

PART NUMBER
 DATE
 SHEET

83955U
 07/21/98
 2 OF 12



83955U-3



UNIT RIG
SERVICE PARTS

DRIVER SEAT
ASSEMBLY

83955U

07/21/98

SHEET 3 OF 12

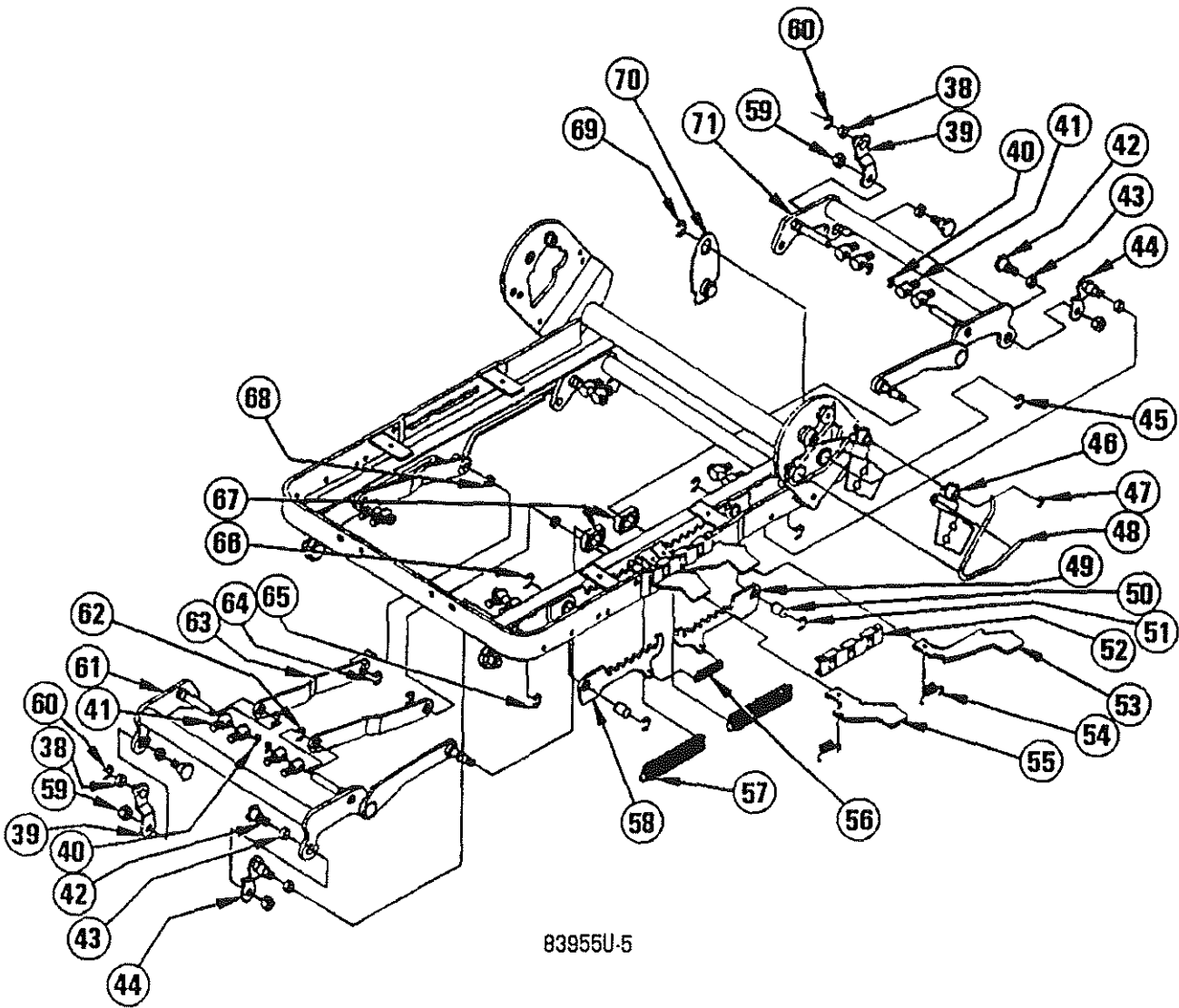
SERVICE PART DRAWING

ITEM NO.	PART NUMBER	DESCRIPTION	QUANTITY	KITS AVAIL
024		SEAT FRAME ASSEMBLY	1	
025		.COVER, SEAT FRAME	1	K5
026		.COVER, SIDE PLATE CONTROL	1	K5
027		.RING, RETAINING	1	K5
028		.HANDLE, BACKREST	1	
029		.CAP, SIDE PLATE	2	K5
030		.HANDLE, H/S - FRONT	1	
031		.HANDLE, H/S - REAR	1	
032	2000151	.SEAT FRAME	1	
033	2000282	.PAD, FELT	4	
034		.LOCK, TORSION BAR	1	K6
035		.BAR, TORSION	1	K6
036		.CAP, TORSION BAR	1	K6
037		.COVER, SIDE PLATE OPP CONTROL	1	K5

UNIT RIG
 SERVICE PARTS
 LECTRA HAUL/DART

PART NUMBER
 DATE
 SHEET

83955U
 07/21/98
 4 OF 12



UNIT RIG
SERVICE PARTS

DRIVER SEAT
ASSEMBLY

83955U

07/21/98

SHEET 5 OF 12

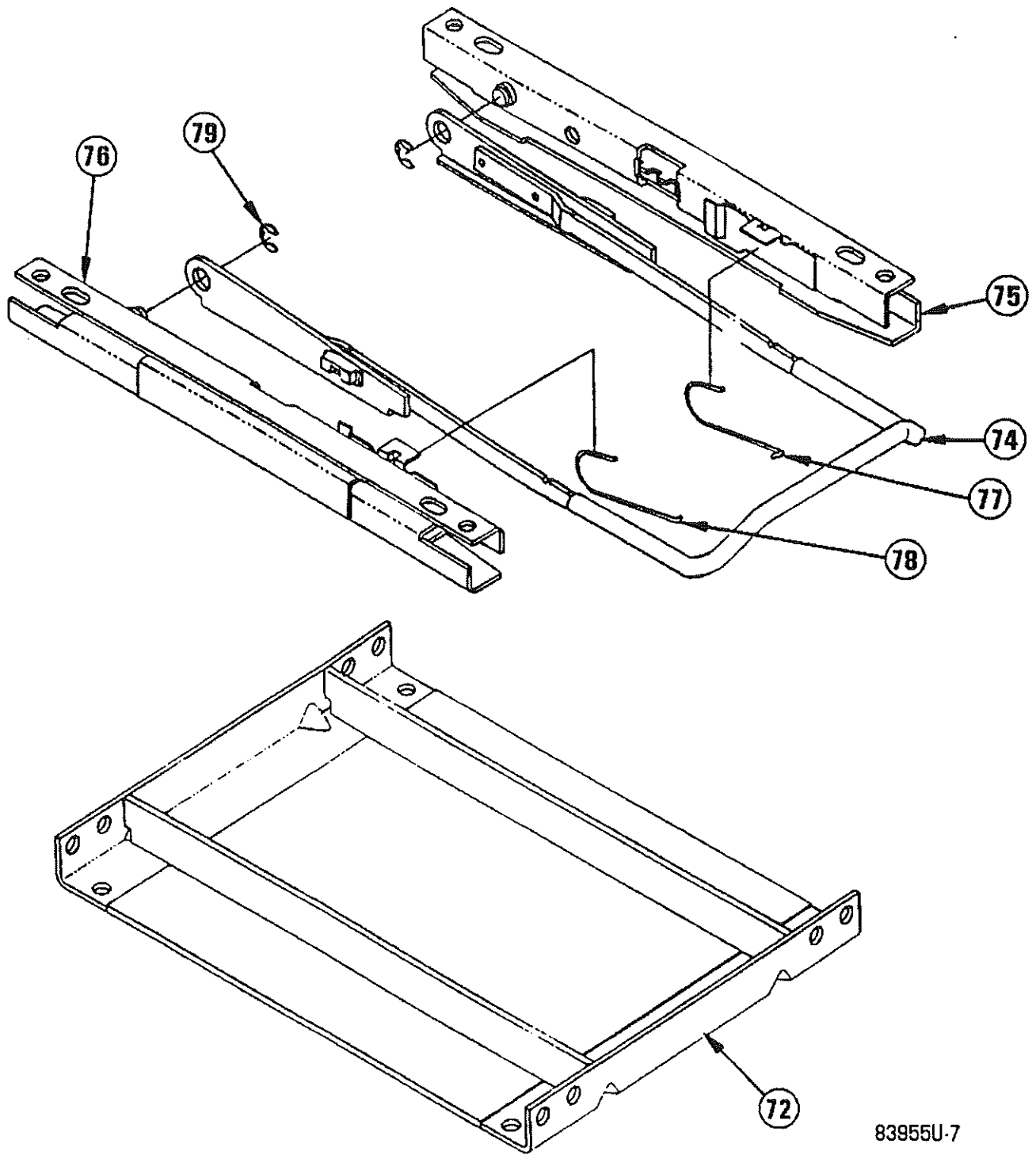
SERVICE PART DRAWING

ITEM NO.	PART NUMBER	DESCRIPTION	QUANTITY	KITS AVAIL
038		.BUSHING	2	K8,K9
039		.LINK, PIVOT H/S OPP CONTROL	2	
040		.RING, RETAINING	4	K11
041		.BOLT, SWIVEL	8	K11
042		.BOLT	4	K9
043		.BUSHING	4	K8,K9
044		.LINK, PIVOT H/S CONTROL	2	
045		.RING, RETAINING	1	K10
046	2000152	.LEVER, BACKREST	1	
047		.RING, RETAINING	1	
048	2000154	.SPRING, TENSION - BACKREST	1	
049	2000283	.PLATE, LATCH - H/S REAR	1	
050	2000284	.PIN, PIVOT - LATCH	2	
051	2000285	.RING, RETAINING	2	
052	2000286	.GUIDE, H/S	1	
053	2000287	.LEVER, H/S - REAR	1	
054		.SPRING, TENSION	2	K7
055	2000155	.LEVER, H/S - FRONT	1	
056		.SPRING, TENSION	1	K7
057		.SPRING, TENSION	2	K7
058	2000288	.PLATE, LATCH - H/S FRONT	1	
059		.NUT, PIVOT	4	K9
060	2000285	.RING, RETAINING	4	K9
061		.LINKAGE, H/S - FRONT DS	1	
062	2000289	.RING, RETAINING	2	
063		.LINK	2	
064	2000285	.RING, RETAINING	2	K9
065	2000290	.CLIP-U	2	
066	2000285	.RING, RETAINING	2	
067		.BUSHING	2	K8
068		.BUSHING	2	K8,K9
069		.RING, RETAINING	1	K10
070		.PLATE, TOOTH - SF	1	K10
071		.LINKAGE, H/S - REAR DS	1	

UNIT RIG
 SERVICE PARTS
 LECTRA HAUL/DART

PART NUMBER
 DATE
 SHEET

83955U
 07/21/98
 6 OF 12



83955U-7



UNIT RIG
SERVICE PARTS

DRIVER SEAT
ASSEMBLY

83955U

07/21/98

SHEET 7 OF 12

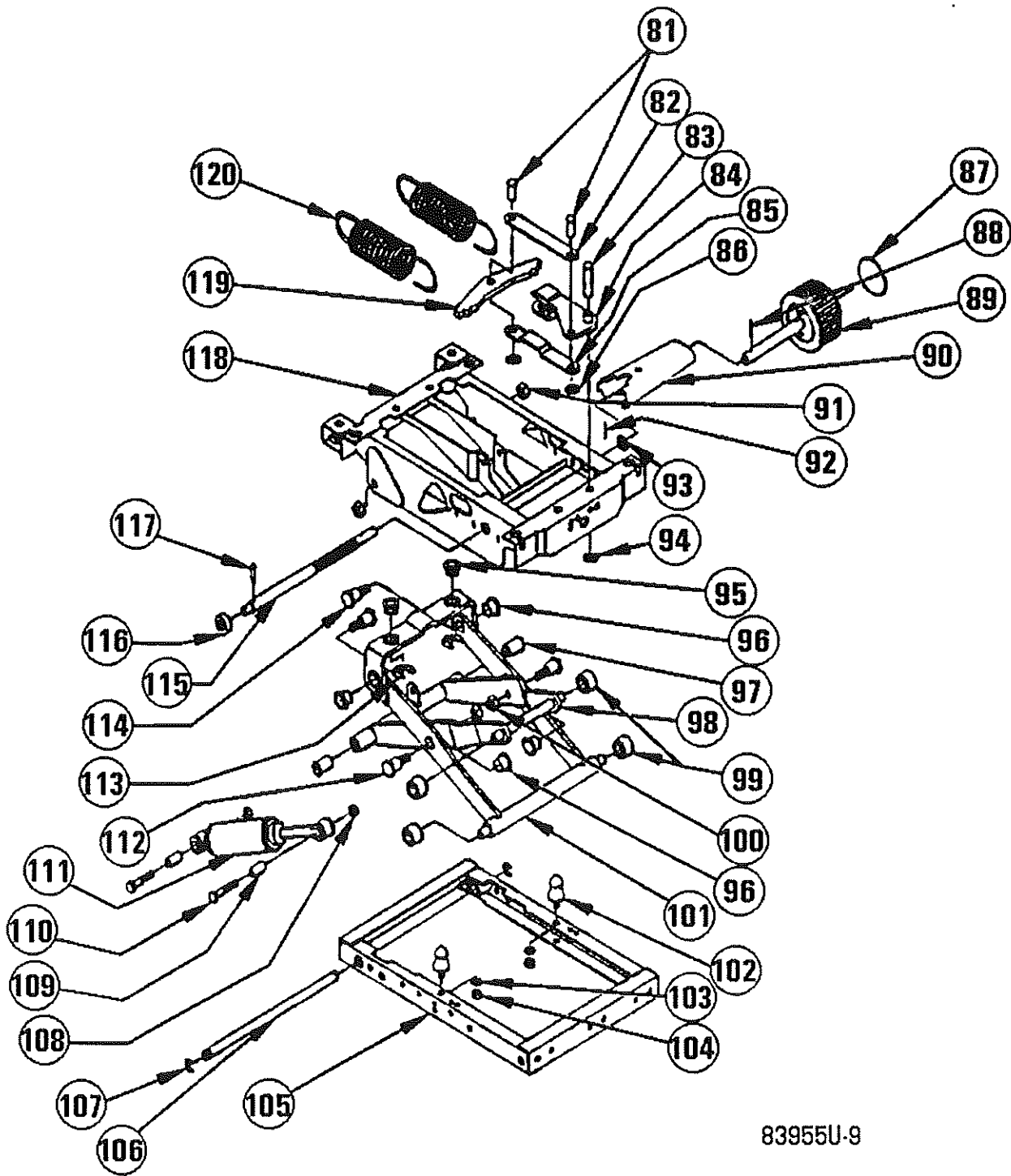
SERVICE PART DRAWING

ITEM NO.	PART NUMBER	DESCRIPTION	QUANTITY	KITS AVAIL
072	2000943	.STATIC SPACER	1	
073	2000944	SLIDE SET ASSEMBLY	1	
074		.HANDLE, SLIDE	1	K12
075	2000947	.SLIDE, SLAVE	1	
076	2000948	.SLIDE, MASTER	1	
077	2000949	.HANDLE RETURN SPRING, L.H.	1	
078	2000950	.HANDLE RETURN SPRING, R.H.	1	
079		.RETAINING CLIP	2	K12

UNIT RIG
 SERVICE PARTS
 LECTRA HAUL/DART

PART NUMBER
 DATE
 SHEET

83955U
 07/21/98
 8 OF 12



83955U-9



UNIT RIG
SERVICE PARTS

DRIVER SEAT
ASSEMBLY

83955U

07/21/98

SHEET 9 OF 12

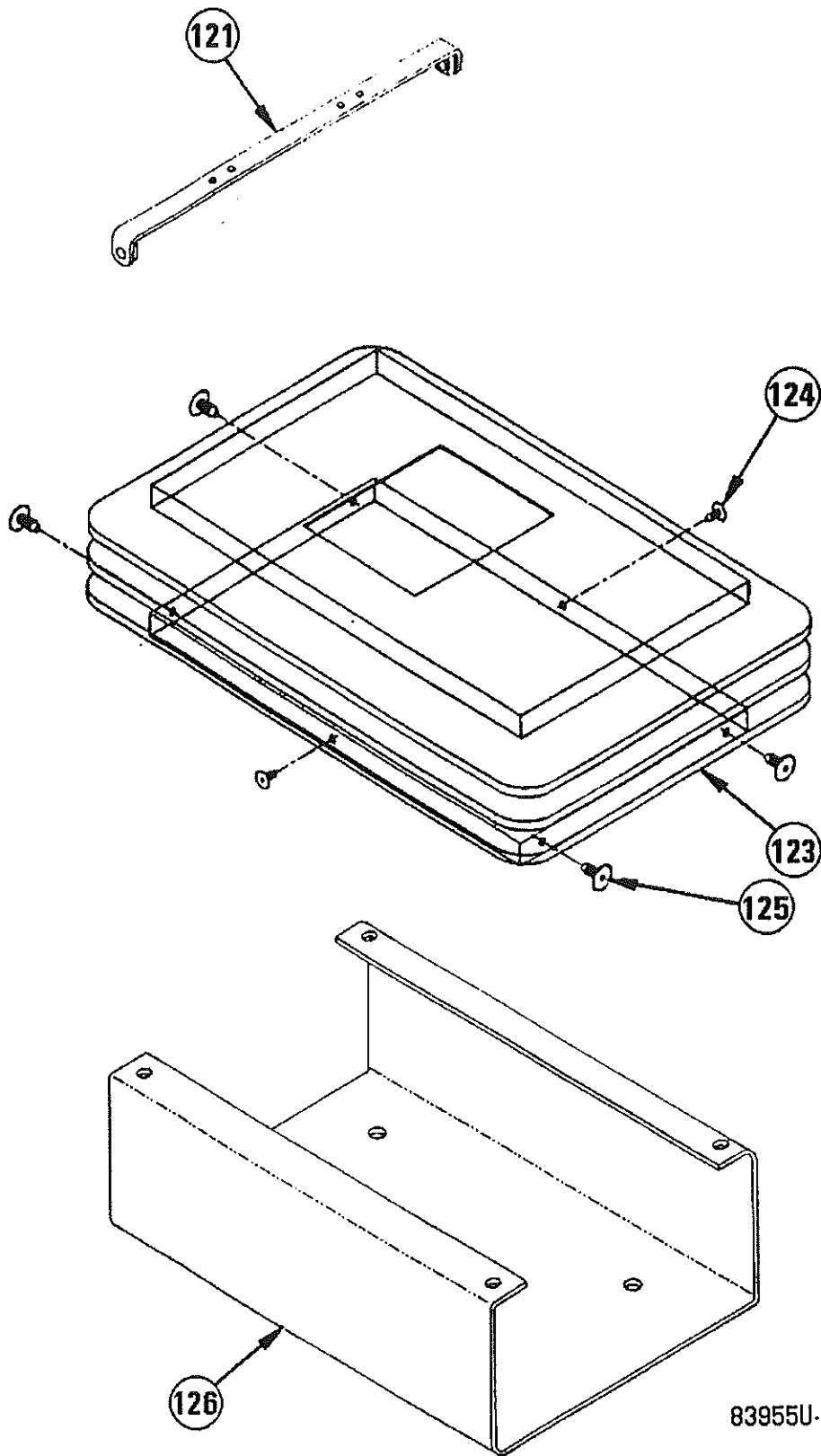
SERVICE PART DRAWING

ITEM NO.	PART NUMBER	DESCRIPTION	QUANTITY	KITS AVAIL
080	2000969	SUSPENSION ASSEMBLY	1	
081		.PIN	2	
082		.LINK, STRAIGHT	1	
083		.PIN	1	
084		.GUIDE, SPINDLE	1	
085		.LINK, OFFSET	1	
086		.RING, LOCK - QUICK	2	
087		.CAP, HANDWHEEL	1	K13
088		.PIN, ROLL	1	K13
089		.HANDWHEEL, DIAL/SHAFT	1	K13
090		.COVER, SHAFT - HANDWHEEL	1	K13
091		.NUT	2	K14
092		.PIN	1	K18
093		.BUSHING	1	K18
094		.RING, LOCK - QUICK	1	K19
095		.BUSHING, FLANGE	2	
096		.BUSHING, SPLIT FLANGE	4	K14
097		.BUSHING, FLANGE	2	K14
098		.SCISSOR, INNER	1	
099		.ROLLER	4	K14
100		.NUT	2	K14
101		.SCISSOR, OUTER	1	
102		.BUMPER	2	K17
103		.WASHER, SPLIT - LOCK	2	K17
104		.NUT	2	K17
105		.FRAME, LOWER	1	
106		.AXLE	1	K16
107		.CLIP, RETAINING	2	K16
108		.NUT	2	K15
109		.BUSHING	2	K15
110		.BOLT	2	K15
111		.SHOCK ABSORBER	1	K15
112		.BOLT	2	K14
113		.RING, SNAP	2	
114		.BOLT	2	K14
115		.SPINDLE, WEIGHT ADJ - MECH	1	K18
116		.BEARING, THRUST	1	K18
117		.PIN, SPIRAL	1	K18
118		.FRAME, UPPER	1	
119		.PLATE, EQUALIZING SPRING	1	
120	914356	.SPRING, TENSION - MECH	2	

UNIT RIG
 SERVICE PARTS
 LECTRA HAUL/DART

PART NUMBER
 DATE
 SHEET

83955U
 07/21/98
 10 OF 12



83955U-11



UNIT RIG
SERVICE PARTS

DRIVER SEAT
ASSEMBLY

83955U

07/21/98

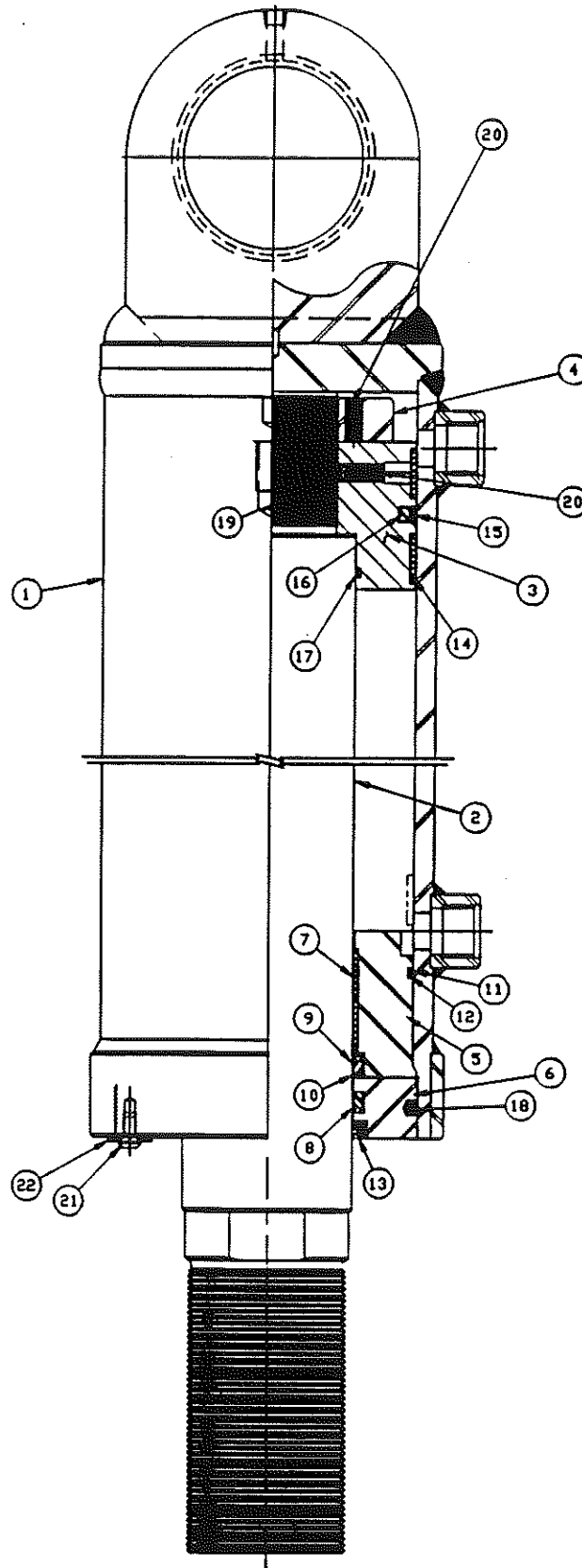
SHEET 11 OF 12

SERVICE PART DRAWING

ITEM NO.	PART NUMBER	DESCRIPTION	QUANTITY	KITS AVAIL
121	2000945	ICP BAR	1	
122	914358	MECH SUSPENSION BOOT KIT ASSY.	1	
123		.BOOT	1	
124		.BOOT BUTTON, SMALL	2	
125		.BOOT BUTTON, LARGE	4	
126	80404H	RISER	1	

UNIT RIG
 SERVICE PARTS
 LECTRA HAUL/DART

PART NUMBER 83955U
 DATE 07/21/98
 SHEET 12 OF 12



UNIT RIG
SERVICE PARTS

STEERING CYLINDER

84092E

03/09/98

SHEET 1 OF 2

SERVICE PART DRAWING

ITEM NO.	PART NUMBER	DESCRIPTION	QUANTITY	KITS AVAIL
K01	84109E	SEAL KIT	1	
001	84093A	TUBE ASSEMBLY	1	
002	84094B	ROD, CYLINDER	1	
003	84095A	PISTON	1	
004	84096A	NUT, PISTON	1	
005	84097A	BEARING	1	
006	84098E	RETAINER, CYLINDER	1	
007	84099A	RING, WEAR	2	K01
008	56228	WIPER, SECONDARY	1	K01
009	84100A	SEAL, U-CUP	1	K01
010	84101A	RING, BACK-UP	1	K01
011	1014761	O-RING	1	K01
012	1027675	RING, BACK-UP	1	K01
013	56220	SCRAPER, WIPER	1	K01
014	84099C	RING, WEAR	2	K01
015	84104A	SEAL, PISTON TEFLON	1	K01
016	84105A	EXPANDER, SEAL	1	K01
017	22758	O-RING	1	K01
018	84106A	PLUG, NYLON	1	K01
019	84107A	PLUG, BRONZE	1	K01
020	10453	SCREW, SET, SKT 3/8-16 X 1/2	2	
021	55443	CAPSCREW SKTBUTHD 1/4-20 X 1/2	1	
022	84108A	LOCKWASHER	1	

UNIT RIG
 SERVICE PARTS
 LECTRA HAUL/DART

PART NUMBER
 DATE
 SHEET

84092E
 03/09/98
 2 OF 2

P/N 84181A
Bent Windshield Glass
Laminated Safety Glass with Green Tint



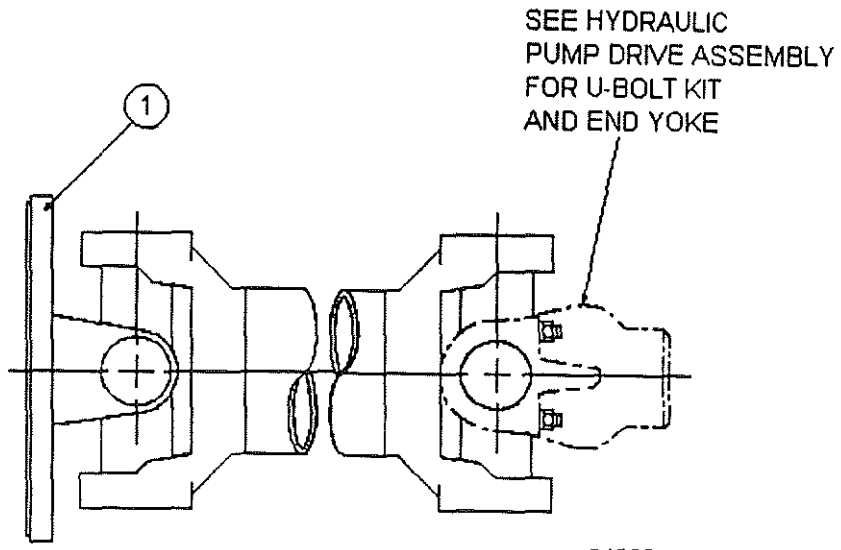
UNIT RIG
SERVICE PARTS

BENT WINDSHIELD GLASS

84181A

07/29/96

SHEET 1 OF 1



84202A



UNIT RIG
SERVICE PARTS

DRIVE SHAFT ASSEMBLY

84202E

02/06/97

SHEET 1 OF 2

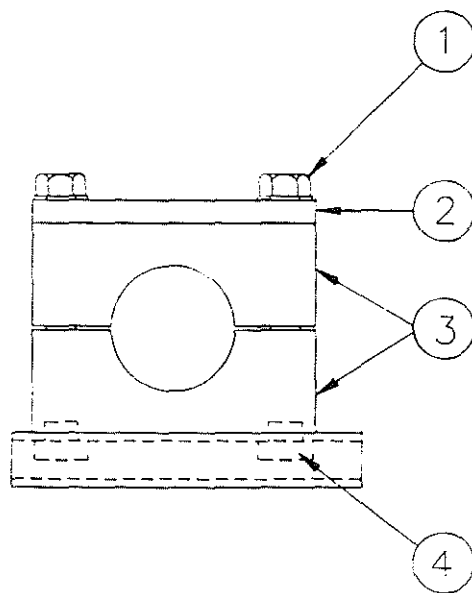
SERVICE PART DRAWING

ITEM NO.	PART NUMBER	DESCRIPTION	QUANTITY	KITS AVAIL
K01	916248	KIT, REPAIR, PERMANENTLY LUBED	2	
001	702575	YOKE, FLANGE	1	

UNIT RIG
SERVICE PARTS
LECTRA HAUL/DART

PART NUMBER
DATE
SHEET

84202E
02/06/97
2 OF 2



UNIT RIG
SERVICE PARTS

SUPPORT CLAMP ASSEMBLY

84211B

09/09/98

SHEET 1 OF 2

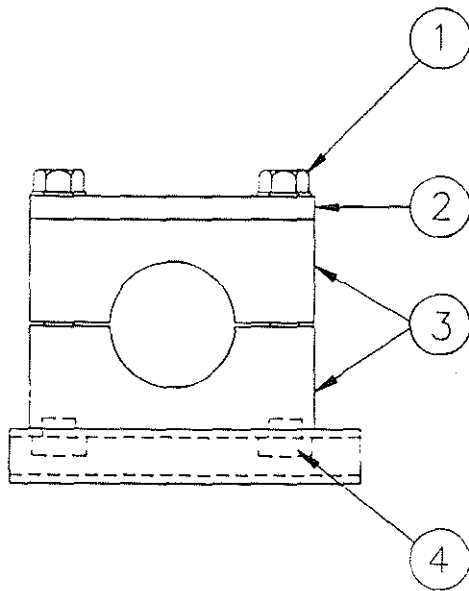
SERVICE PART DRAWING

ITEM NO.	PART NUMBER	DESCRIPTION	QUANTITY	KITS AVAIL
001	10015	CAPSCREW 3/8-16NC X 1-3/4 GR 5	2	
002		COVER PLATE	1	
003		CLAMP HALVES	2	
004	2002569	RAIL NUT 3/8NC	2	

UNIT RIG
 SERVICE PARTS
 LECTRA HAUL/DART

PART NUMBER
 DATE
 SHEET

84211B
 09/09/98
 2 OF 2



UNIT RIG

SERVICE PARTS

SUPPORT CLAMP ASSEMBLY

84211C

09/09/98

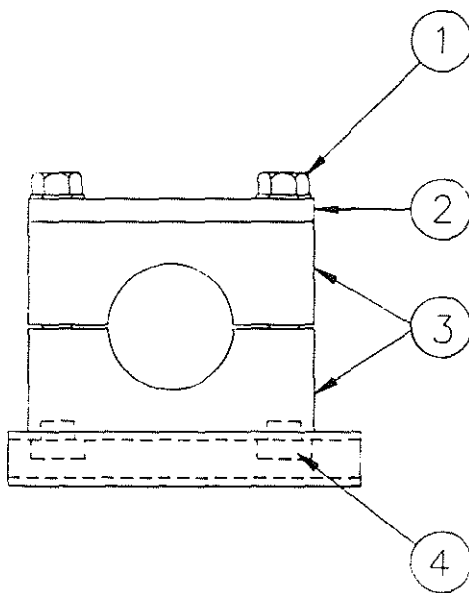
SHEET 1 OF 2

SERVICE PART DRAWING

ITEM NO.	PART NUMBER	DESCRIPTION	QUANTITY	KITS AVAIL
001	10015	CAPSCREW 3/8-16NC X 1-3/4 GR 5	2	
002		COVER PLATE	1	
003		CLAMP HALVES	2	
004	2002569	RAIL NUT 3/8NC	2	

UNIT RIG
 SERVICE PARTS
 LECTRA HAUL/DART

PART NUMBER 84211C
 DATE 09/09/98
 SHEET 2 OF 2



UNIT RIG

SERVICE PARTS

SUPPORT CLAMP ASSEMBLY

84211E

09/09/98

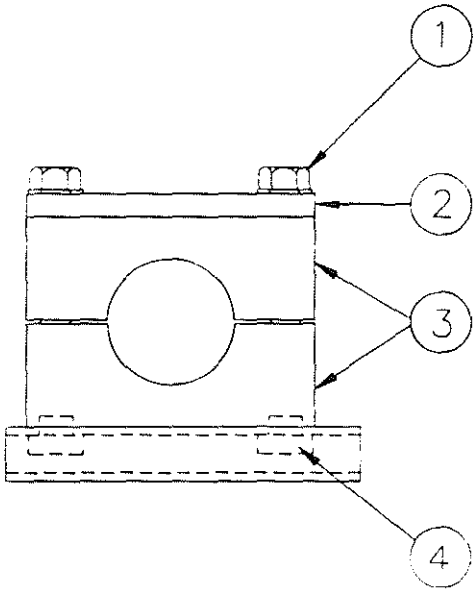
SHEET 1 OF 2

SERVICE PART DRAWING

ITEM NO.	PART NUMBER	DESCRIPTION	QUANTITY	KITS AVAIL
001	10017	CAPSCREW 3/8-16NC X 2-1/4 GR 5	2	
002		COVER PLATE	1	
003		CLAMP HALVES	2	
004	2002569	RAIL NUT 3/8NC	2	

UNIT RIG
 SERVICE PARTS
 LECTRA HAUL/DART

PART NUMBER 84211E
 DATE 09/09/98
 SHEET 2 OF 2



UNIT RIG
SERVICE PARTS

SUPPORT CLAMP ASSEMBLY

84211G	
09/09/98	SHEET 1 OF 2

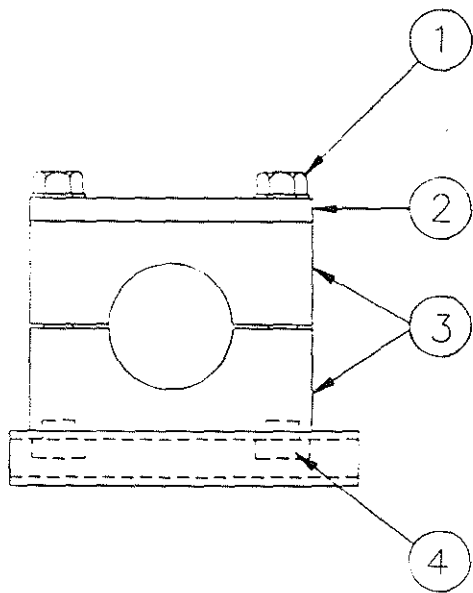
SERVICE PART DRAWING

ITEM NO.	PART NUMBER	DESCRIPTION	QUANTITY	KITS AVAIL
001	10017	CAPSCREW 3/8-16NC X 2-1/4 GR 5	2	
002		COVER PLATE	1	
003		CLAMP HALVES	2	
004	2002569	RAIL NUT 3/8NC	2	

UNIT RIG
 SERVICE PARTS
 LECTRA HAUL/DART

PART NUMBER
 DATE
 SHEET

84211G
 09/09/98
 2 OF 2



UNIT RIG
SERVICE PARTS

SUPPORT CLAMP ASSEMBLY

84211H	
09/09/98	SHEET 1 OF 2

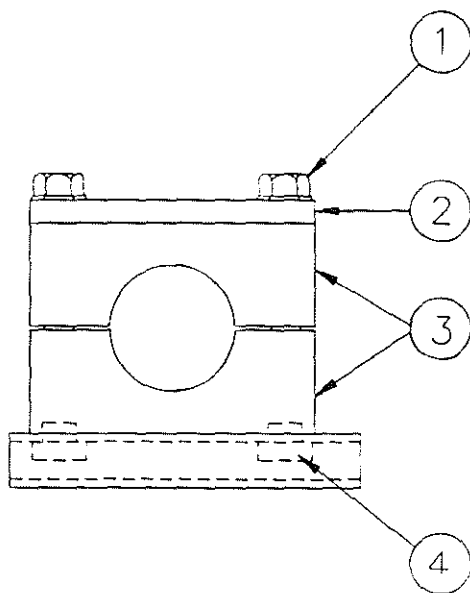
SERVICE PART DRAWING

ITEM NO.	PART NUMBER	DESCRIPTION	QUANTITY	KITS AVAIL
001	10019	CAPSCREW 3/8-16NC X 2-3/4 GR 5	2	
002		COVER PLATE	1	
003		CLAMP HALVES	2	
004	2002569	RAIL NUT 3/8NC	2	

UNIT RIG
 SERVICE PARTS
 LECTRA HAUL/DART

PART NUMBER
 DATE
 SHEET

84211H
 09/09/98
 2 OF 2



UNIT RIG
SERVICE PARTS

SUPPORT CLAMP ASSEMBLY

84211J

09/09/98

SHEET 1 OF 2

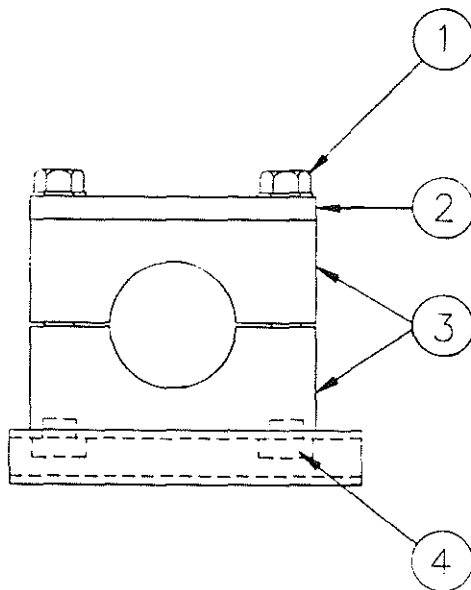
SERVICE PART DRAWING

ITEM NO.	PART NUMBER	DESCRIPTION	QUANTITY	KITS AVAIL
001	10019	CAPSCREW 3/8-16NC X 2-3/4 GR 5	2	
002		COVER PLATE	1	
003		CLAMP HALVES	2	
004	2002569	RAIL NUT 3/8NC	2	

UNIT RIG
 SERVICE PARTS
 LECTRA HAUL/DART

PART NUMBER
 DATE
 SHEET

84211J
 09/09/98
 2 OF 2



UNIT RIG

SERVICE PARTS

SUPPORT CLAMP ASSEMBLY

84211M

09/09/98

SHEET 1 OF 2

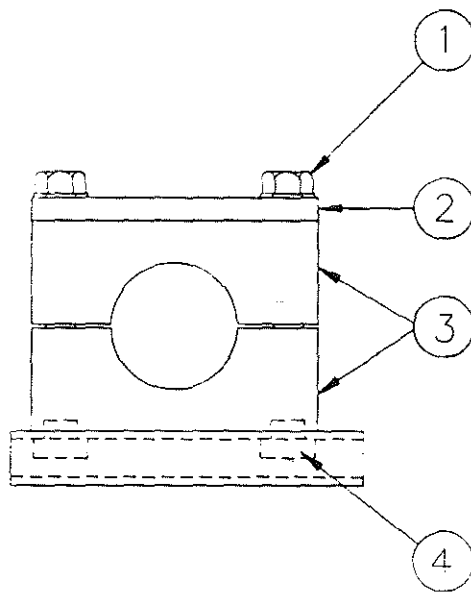
SERVICE PART DRAWING

ITEM NO.	PART NUMBER	DESCRIPTION	QUANTITY	KITS AVAIL
001	27652	CAPSCREW 7/16-14NC X 4" GR. 5	2	
002		COVER PLATE	1	
003		CLAMP HALVES	2	
004	2002570	RAIL NUT 7/16NC	2	

UNIT RIG
SERVICE PARTS
LECTRA HAUL/DART

PART NUMBER
DATE
SHEET

84211M
09/09/98
2 OF 2



UNIT RIG
SERVICE PARTS

SUPPORT CLAMP ASSEMBLY

84211N

09/09/98

SHEET 1 OF 2

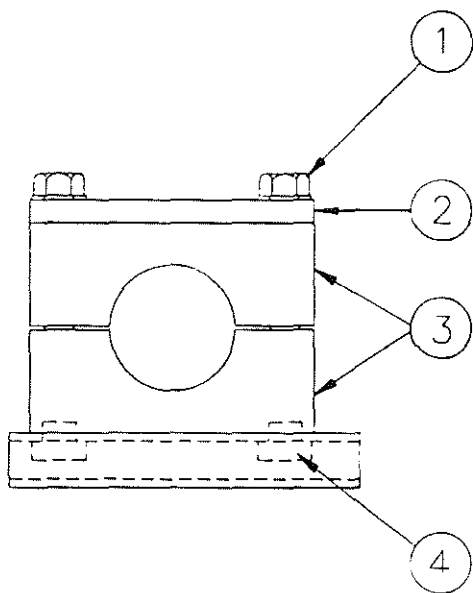
SERVICE PART DRAWING

ITEM NO.	PART NUMBER	DESCRIPTION	QUANTITY	KITS AVAIL
001	27652	CAPSCREW 7/16-14NC X 4" GR. 5	2	
002		COVER PLATE	1	
003		CLAMP HALVES	2	
004	2002570	RAIL NUT 7/16NC	2	

UNIT RIG
 SERVICE PARTS
 LECTRA HAUL/DART

PART NUMBER
 DATE
 SHEET

84211N
 09/09/98
 2 OF 2



UNIT RIG
SERVICE PARTS

SUPPORT CLAMP ASSEMBLY

84211P

09/09/98

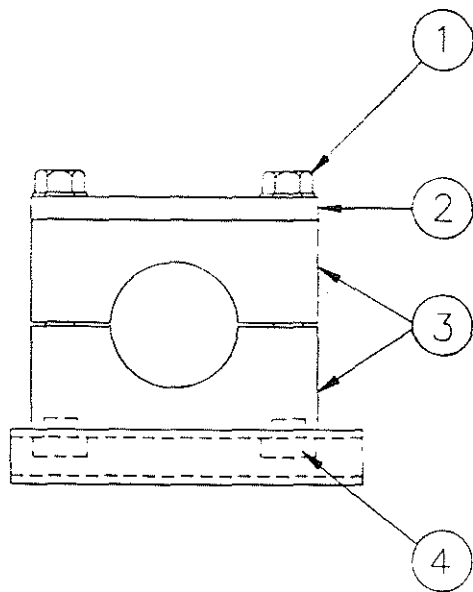
SHEET 1 OF 2

SERVICE PART DRAWING

ITEM NO.	PART NUMBER	DESCRIPTION	QUANTITY	KITS AVAIL
001	27652	CAPSCREW 7/16-14NC X 4" GR. 5	2	
002		COVER PLATE	1	
003		CLAMP HALVES	2	
004	2002570	RAIL NUT 7/16NC	2	

UNIT RIG
 SERVICE PARTS
 LECTRA HAUL/DART

PART NUMBER 84211P
 DATE 09/09/98
 SHEET 2 OF 2



UNIT RIG
SERVICE PARTS

SUPPORT CLAMP ASSEMBLY

84211X	
09/09/98	SHEET 1 OF 2

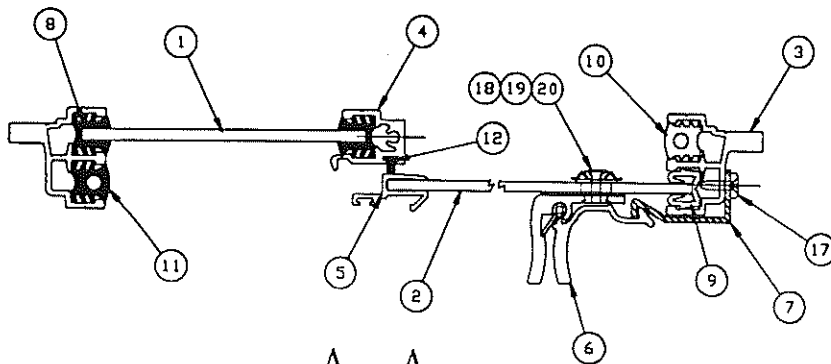
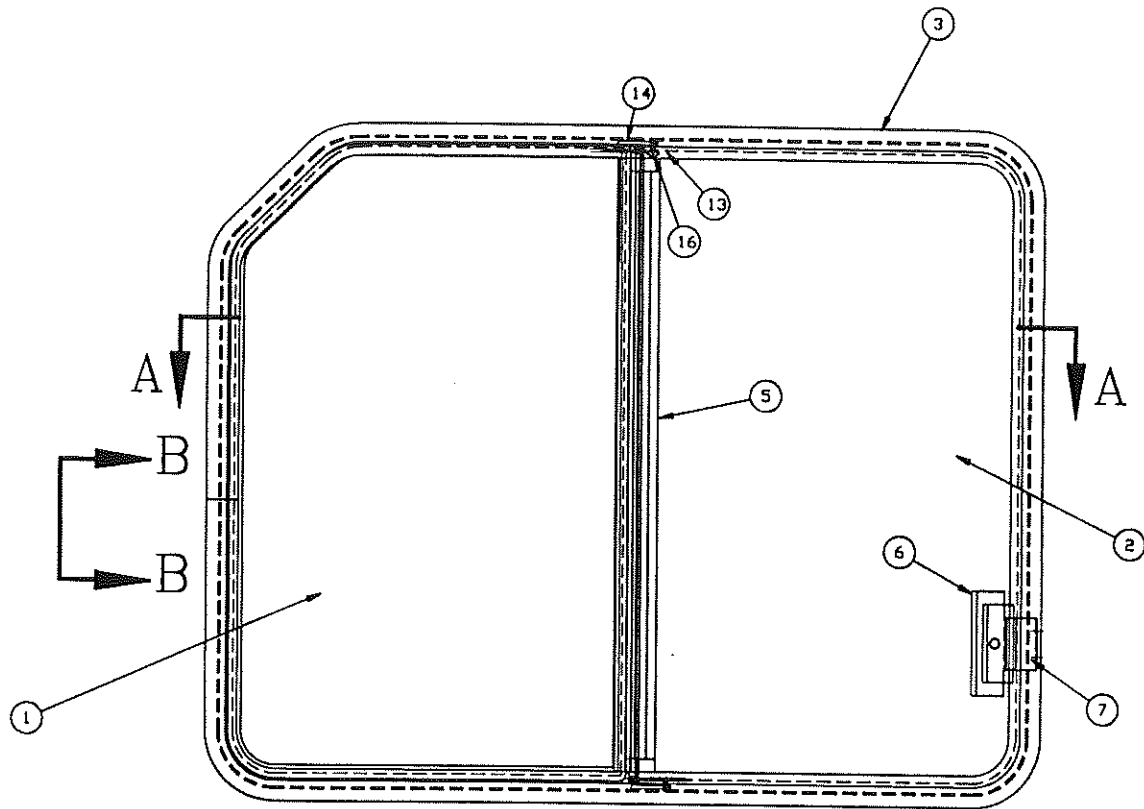
SERVICE PART DRAWING

ITEM NO.	PART NUMBER	DESCRIPTION	QUANTITY	KITS AVAIL
001	27652	CAPSCREW 7/16-14NC X 4" GR. 5	2	
002		COVER PLATE	1	
003		CLAMP HALVES	2	
004	2002570	RAIL NUT 7/16NC	2	

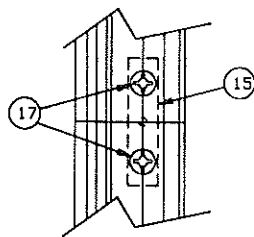
UNIT RIG
 SERVICE PARTS
 LECTRA HAUL/DART

PART NUMBER
 DATE
 SHEET

84211X
 09/09/98
 2 OF 2



SEC A-A



VIEW B-B



UNIT RIG
SERVICE PARTS

L.H. DOOR SLIDER WINDOW

84568C

03/18/98

SHEET 1 OF 2

SERVICE PART DRAWING

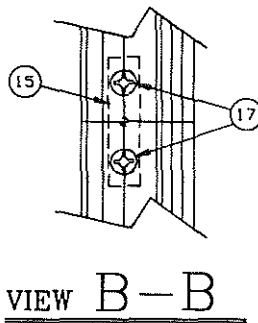
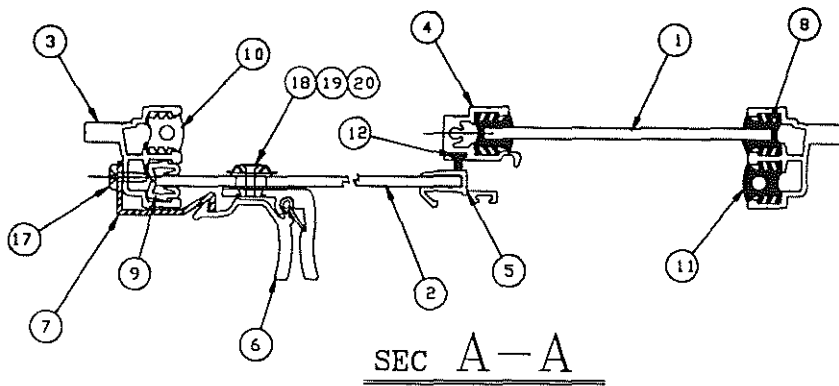
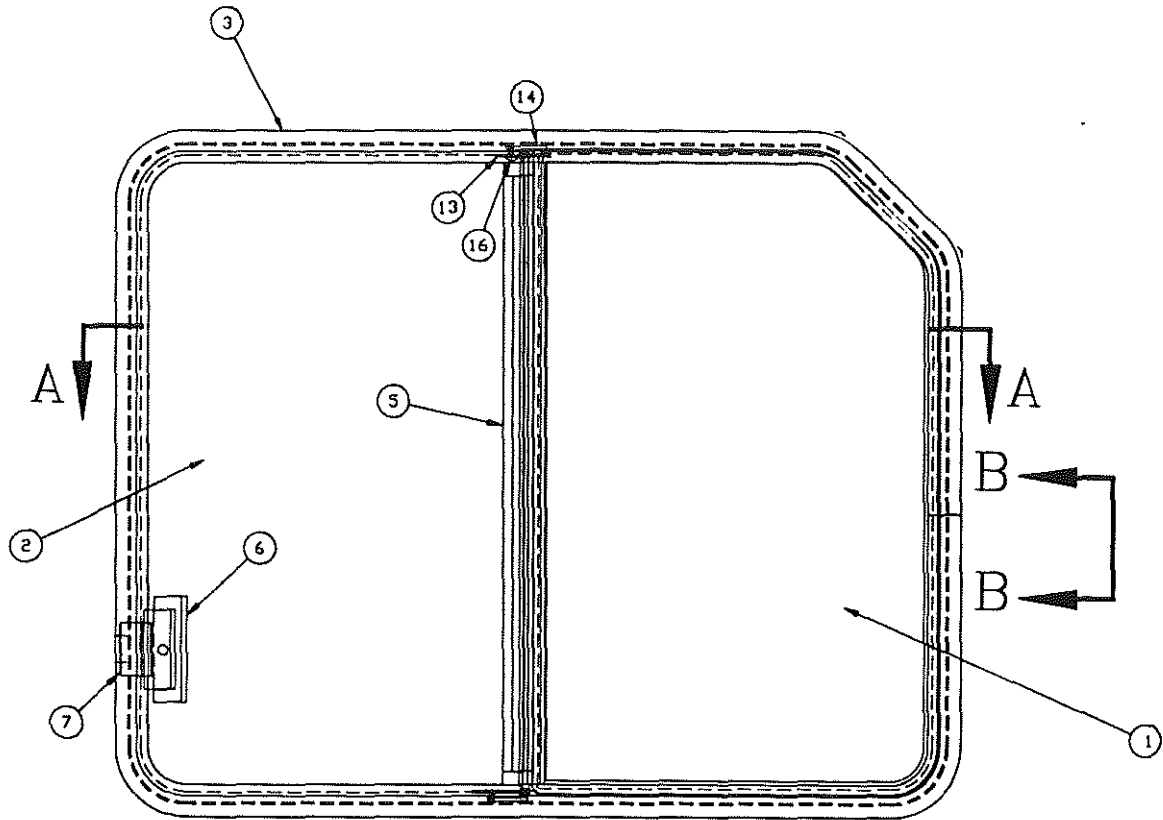
ITEM NO.	PART NUMBER	DESCRIPTION	QUANTITY	KITS AVAIL
K01	916419	GLASS ASSEMBLY, SLIDER L.H.	1	
001 *	84736A *	GLASS, FIXED	1	
002	84736E	GLASS, DOOR SLIDING	1	K01
003	84593E	FRAME, WINDOW L.H.	1	
004	84593G	RAIL, KEEPER	1	
005	84593U	RAIL, SLIDING	1	K01
006	84593T	LATCH, WINDOW (INCLUDES 18-20)	1	K01
007	84593V	KEEPER, LATCH	1	
008	84593M	GLAZING, WINDOW PVC	1	
009	84593K	RUBBER, FLOCKED	1	
010	84593N	TRIM, COVER	1	
011	84593P	TRIM, STOP	1	
012	84593S	SEAL, WEATHER	1	
013	84593A	RETAINER, RAIL	2	
014	84593H	BRACKET, RETAINER	2	
015	84593J	NUT, DOUBLE SPEED	1	
016	56111	SCREW, #8 FLAT HD PHL X 3/4 LG	2	
017	56110	SCREW, #8 PAN HD PHLP X 3/8 LG	4	
018	56226	SCREW, MACH OVLHD 8-32NC X 1/2	1	K01
019	56227	WASHER, COUNTERSUNK #8	1	K01
020	916418	GROMMET, LATCH SCREW	1	K01

*SEE SERVICE PARTS

UNIT RIG
 SERVICE PARTS
 LECTRA HAUL/DART

PART NUMBER
 DATE
 SHEET

84568C
 03/18/98
 2 OF 2



UNIT RIG
SERVICE PARTS

R.H. DOOR SLIDER WINDOW

84568E

03/18/98

SHEET 1 OF 2

SERVICE PART DRAWING


ITEM NO.	PART NUMBER	DESCRIPTION	QUANTITY	KITS AVAIL
K01	916420	GLASS ASSEMBLY, SLIDER R.H.	1	
001 *	84736A *	GLASS, FIXED	1	
002	84736E	GLASS, DOOR SLIDING	1	K01
003	84593F	FRAME, WINDOW R.H.	1	
004	84593G	RAIL, KEEPER	1	
005	84593U	RAIL, SLIDING	1	K01
006	84593T	LATCH, WINDOW (INCLUDES 18-20)	1	K01
007	84593V	KEEPER, LATCH	1	
008	84593M	GLAZING, WINDOW PVC	1	
009	84593K	RUBBER, FLOCKED	1	
010	84593N	TRIM, COVER	1	
011	84593P	TRIM, STOP	1	
012	84593S	SEAL, WEATHER	1	
013	84593A	RETAINER, RAIL	2	
014	84593H	BRACKET, RETAINER	2	
015	84593J	NUT, DOUBLE SPEED	1	
016	56111	SCREW, #8 FLAT HD PHL X 3/4 LG	2	
017	56110	SCREW, #8 PAN HD PHLP X 3/8 LG	4	
018	56226	SCREW, MACH OVLHD 8-32NC X 1/2	1	K01
019	56227	WASHER, COUNTERSUNK #8	1	K01
020	916418	GROMMET, LATCH SCREW	1	K01

*SEE SERVICE PARTS

UNIT RIG
 SERVICE PARTS
 LECTRA HAUL/DART

PART NUMBER
 DATE
 SHEET

84568E
 03/18/98
 2 OF 2



THIS DOCUMENT CONTAINS INFORMATION PROPRIETARY TO UNIT RIG, A DIVISION OF TEREX CORPORATION. IT SHALL NOT BE REPRODUCED, USED OR DISCLOSED TO ANYONE WITHOUT PRIOR WRITTEN PERMISSION OF UNIT RIG.

TOLERANCES: UNLESS OTHERWISE SPECIFIED		
DECIMAL	FRACTIONAL	ANGULAR
.XXX ± .010	± 1/8	± 1/2°
.XX ± .03		
.X ± .1		

84572B

SPECIFICATIONS

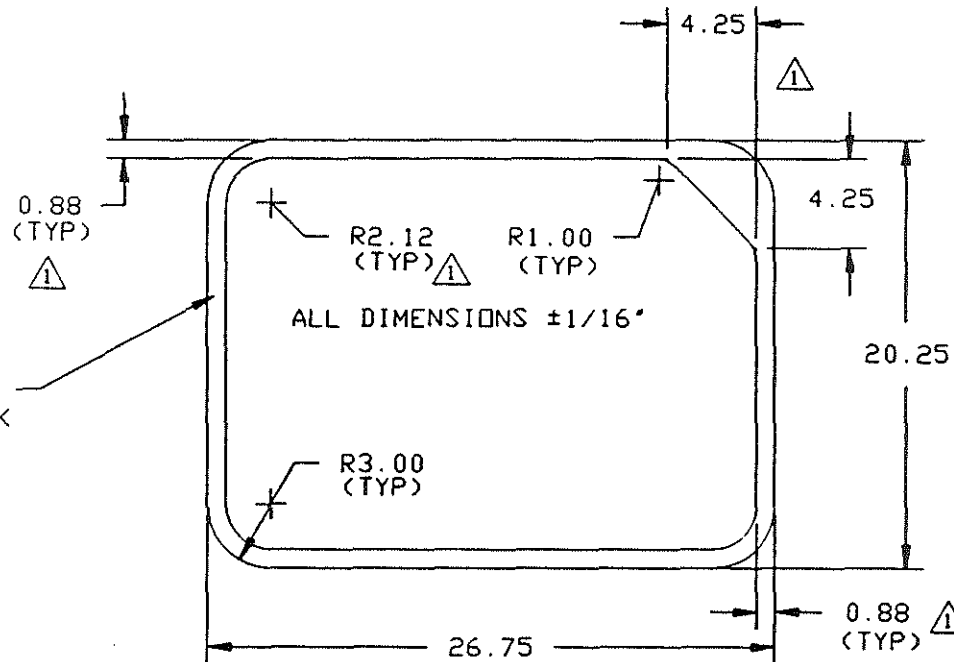
1/4" THICK LAMINATED SAFETY GLASS W/GREEN TINT

EDGES TO BE FINISHED PER SAE J673, EDGE #4

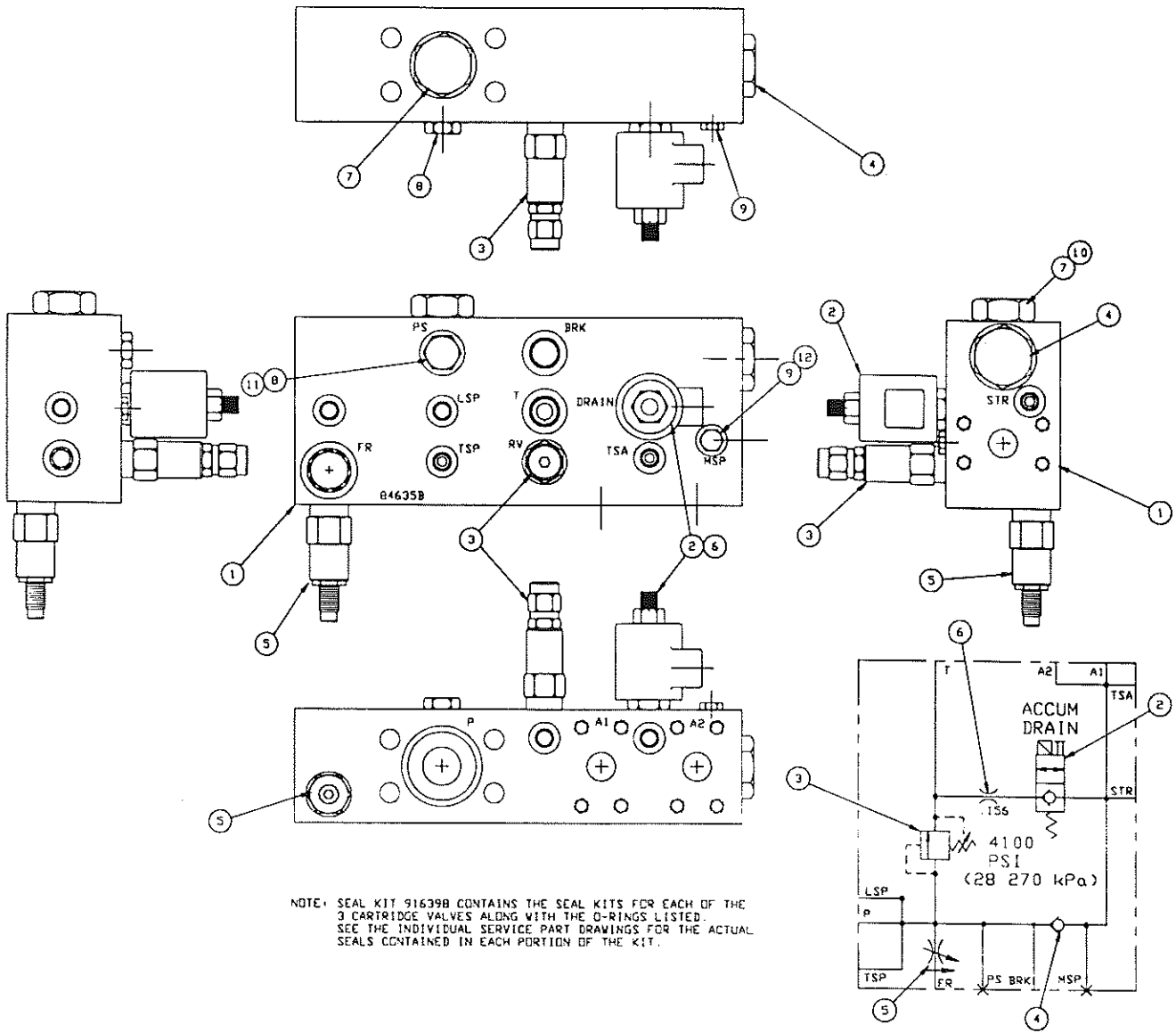
SUPPLIER

BEST

OUTER BORDER TO BE PAINTED BLACK ON THIS SIDE



					GLASS, REAR	
					DR. T. DODEN	UNIT RIG
					ENG APP ROBINSON	
△	90661	7/98	EQUALIZED BLACK BORDER		REL CK J. ELLIS	CAD SIZE 1
■	90589	5/98	RELEASE	A85100A		SHEET 1 OF 1
CHG	EN. NO.	DATE	DESCRIPTION	N/A	VEHICLE	S.N.
					© COPYRIGHT DATE: 5/04/98	
					84572B	



UNIT RIG
SERVICE PARTS

**STEERING MANIFOLD
 ASSEMBLY**

84635B

01/16/98

SHEET 1 OF 2

SERVICE PART DRAWING


ITEM NO.	PART NUMBER	DESCRIPTION	QUANTITY	KITS AVAIL
K01	916398	SEAL KIT,ALL SEALS IN MANIFOLD	1	
001	80629F	MANIFOLD BODY	1	
002 *	55984 *	SOLENOID CARTRIDGE VALVE *SPD*	1	
003 *	55914 *	RELIEF VALVE CARTRIDGE *SPD*	1	
004 *	55915 *	CHECK VALVE CARTRIDGE *SPD*	1	
005 *	56132 *	FLOW CONTROL CARTRIDGE *SPD*	1	
006	56133	ORIFICE DISC (0.156 INCHES)	1	
007	19426	#16 O-RING BOSS PLUG	1	
008	22745	#8 O-RING BOSS PLUG	1	
009	27661	#4 O-RING BOSS PLUG	1	
010	21224	#16 O-RING	1	K01
011	1017446	#8 O-RING	1	K01
012	21688	#4 O-RING	1	K01

*SEE SERVICE PARTS

UNIT RIG
 SERVICE PARTS
 LECTRA HAUL/DART

PART NUMBER
 DATE
 SHEET

84635B
 01/16/98
 2 OF 2



THIS DOCUMENT CONTAINS INFORMATION PROPRIETARY TO UNIT RIG, A DIVISION OF TEREX CORPORATION. IT SHALL NOT BE REPRODUCED, USED OR DISCLOSED TO ANYONE WITHOUT PRIOR WRITTEN PERMISSION OF UNIT RIG.

TOLERANCES: UNLESS OTHERWISE SPECIFIED		
DECIMAL	FRACTIONAL	ANGULAR
.XXX ± .010	± 1/8	± 1/2°
.XX ± .03		
.X ± .1		

84736A

SPECIFICATIONS

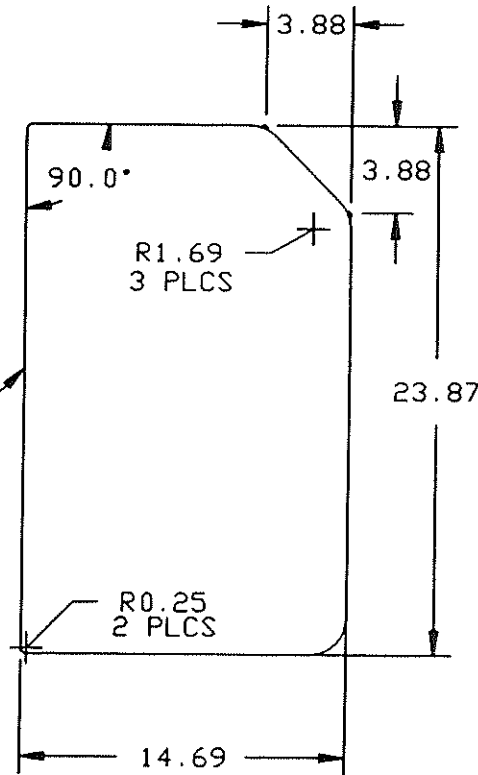
.125/.141 TEMPERED SAFETY GLASS
SOLEX(GREEN) TINT

EDGES FINISHED PER SAE J673

SUPPLIER

BEST

EDGE TYPE NO.4
(SEAMED EDGE)
ALL AROUND



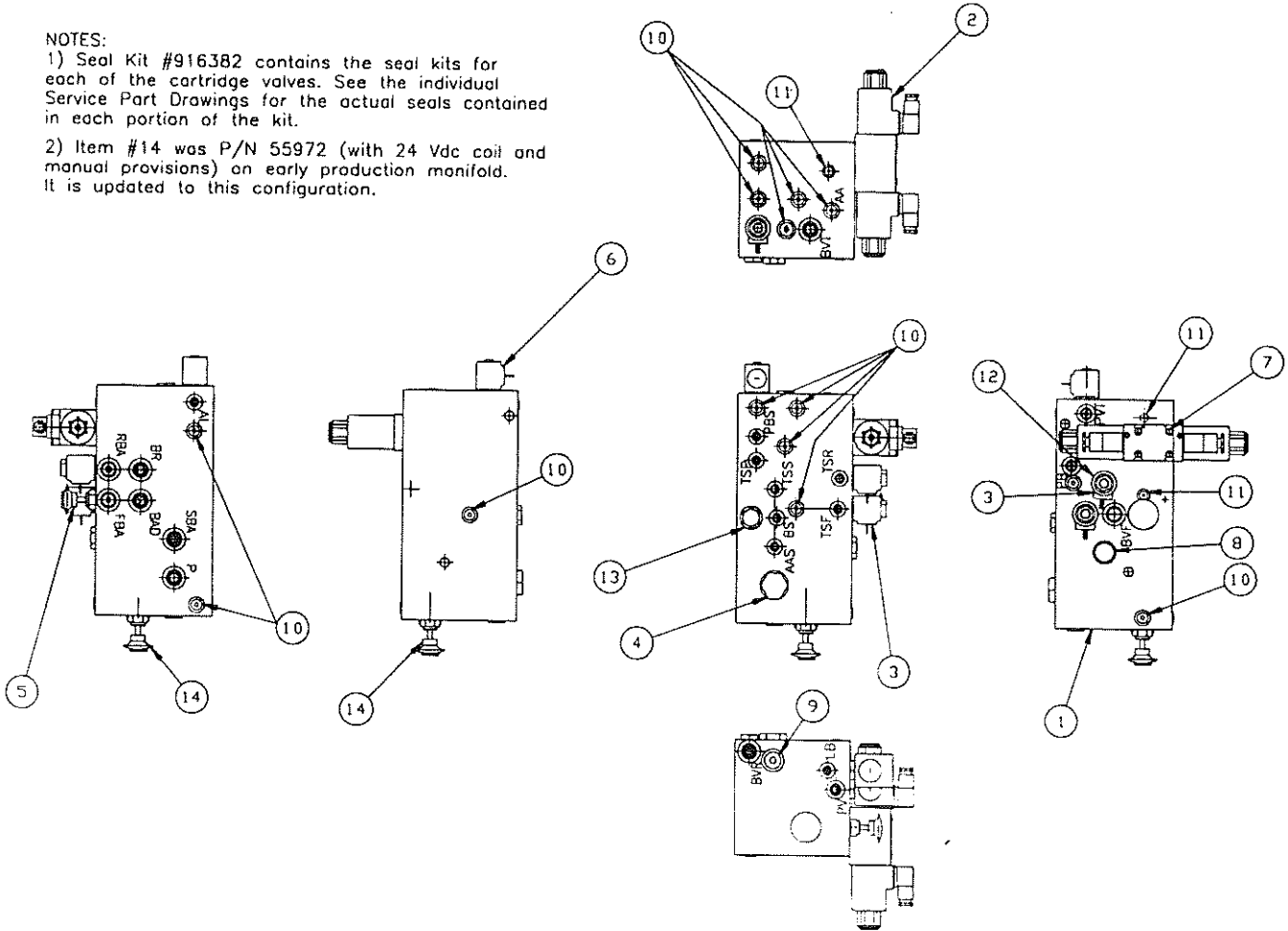
CHG	EN. NO.	DATE	DESCRIPTION	N/A	VEHICLE	S.N.
	89617	6/96	RELEASE	84568A, B	MH	

GLASS, DOOR FIXED		UNIT RIG	CAD SIZE 1
DR. T. DODEN	ENG APP		
REL CK	©COPYRIGHT DATE: 6/19/96		
		SHEET 1 OF 1	84736A

NOTES:

1) Seal Kit #916382 contains the seal kits for each of the cartridge valves. See the individual Service Part Drawings for the actual seals contained in each portion of the kit.

2) Item #14 was P/N 55972 (with 24 Vdc coil and manual provisions) on an early production manifold. It is updated to this configuration.



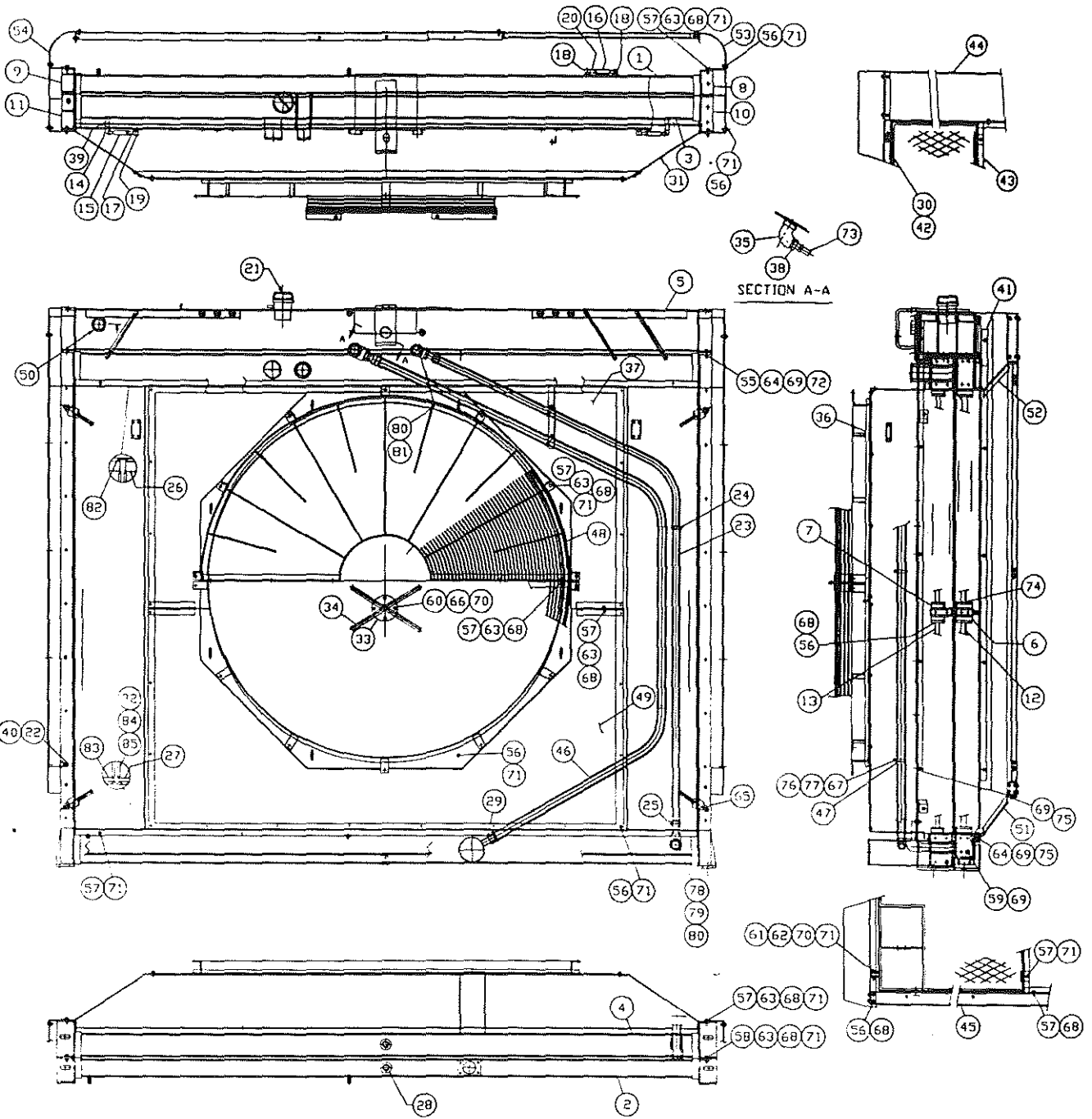
UNIT RIG
SERVICE PARTS

BRAKE MANIFOLD ASSEMBLY

84767A

03/30/98

SHEET 1 OF 2



UNIT RIG
SERVICE PARTS

RADIATOR ASSEMBLY

84909B

06/03/99

SHEET 1 OF 4

SERVICE PART DRAWING

ITEM NO.	PART NUMBER	DESCRIPTION	QUANTITY	KITS AVAIL
K01	916382	SEAL KIT (SEE NOTE)	1	
001	916379	MANIFOLD BODY	1	
002	* 56074 *	SOLENOID VALVE *SPD*	1	
003	* 56081 *	SOLENOID CARTRIDGE VALVE *SPD*	1	
004	* 55644 *	CHECK CARTRIDGE VALVE *SPD*	1	
005	* 55656 *	MANUAL CARTRIDGE VALVE *SPD*	1	
006	* 55918 *	SOLENOID CARTRIDGE VALVE *SPD*	1	
007	29528	CAPSCREW HXST 1/4-20 X 2 GR. 8	4	
008	* 55647 *	CHECK CARTRIDGE VALVE *SPD*	1	
009	22745	#8 O-RING BOSS PLUG	1	
010	52847	#4 O-RING BOSS PLUG	13	
011	55640	#2 O-RING BOSS PLUG	3	
012	* 56082 *	CARTRIDGE VALVE PLUG	1	
013	* 55657 *	CHECK CARTRIDGE VALVE *SPD*	1	
014	* 55656 *	MANUAL CARTRIDGE VALVE *SPD*	1	

*SEE SERVICE PARTS

UNIT RIG
 SERVICE PARTS
 LECTRA HAUL/DART

PART NUMBER
 DATE
 SHEET

84767A
 03/30/98
 2 OF 2

SERVICE PART DRAWING

ITEM NO.	PART NUMBER	PART DESCRIPTION	QUANT.	KITS AVAIL.
1	2002181	Tank	1	
2	2002182	Tank	1	
3		Tank	1	
4	2002184	Tank	1	
5	2002185	Surge Tank	1	
6	2002186	Center Tank	1	
7	2001907	Center Tank	1	
8	2001908	Side Member	1	
9	2001909	Side Member	1	
10	2001910	Side Member	1	
11	2001911	Side Member	1	
12	2001912	Center Support	2	
13	2001913	Center Support	2	
14		90 Degree Elbow, 3/8 NPT, 150#	2	
15	2002187	Hose	2	
16	2002188	Hose	1	
17	2002189	Adapter	2	
18	1015734	Adapter	2	
19	2002190	Fitting	4	
20	2002191	Fitting	2	
21	915210	Cap, 4", 14 PSI, W/Release Button	1	
22	2002192	Overflow Hose	1	
23	2002193	Hose	1	
24	2002194	Hose Clamp	3	
25		Hose Clamp (Worm Drive)	4	
26	2002196	Air Baffle, Top, Felt	8	
27	2002197	Air Baffle, Bottom, Felt	8	
28		Plug, Black Iron, 1" NPT Square Head	2	
29	2001639	T-Bolt Clamp	4	
30		Core Guard	1	
31	2002198	Fan Shroud	1	
32	915685	Tube Stay End	24	
33	2001915	X-Brace Clamp	2	
34	2001916	X-Brace Rod	2	
35		90 Degree Street Elbow, 2" NPT, 150#	1	
36		Fan Ring	2	
37		Fan Shroud	1	
38		Hex Bushing Reducer, 2" NPT x 1-1/4	1	
39		Nipple, Threaded both Ends, 3/8 NPT	2	
40	2001634	Overflow Hose Clip, 1/2" I.D.	3	

UNIT RIG
SERVICE PARTS
TEREX MINING

PART NUMBER
DATE
SHEET

84909B
06/03/99
2 OF 4

ITEM NO.	PART NUMBER	PART DESCRIPTION	QUANT.	KITS AVAIL.
41	2001926	Bracket	2	
42	2001261	Core Guard	1	
43	2001262	Core Guard	1	
44	2002202	Channel	1	
45	2001920	Channel	1	
46	2002203	Hose	1	
47	2001640	Tube Clip	4	
48	2002794	Fan Guard	2	
49		Fan Shroud	1	
50	2001923	Sight Glass, 2" NPT	1	
51	2002205	Bracket	1	
52	2002206	Bracket	1	
53	2001263	Side Core Guard	1	
54	2001264	Side Core Guard	1	
55		Flatwasher, Med. Thick 1/2" Bolt	6	
56		Hex Head Capscrew, 3/8-16 NC x 3/4"	52	
57		Hex Head Capscrew, 3/8-16 NC x 1"	102	
58		Hex Head Capscrew, 3/8-16 NC	20	
59		Hex Head Capscrew, 1/2-13 UNC x 1"	40	
60		Hex Head Capscrew, 5/16-18 UNC	4	
61	2002207	Shoulder Screw, 3/8"	6	
62	52353	Plain Hex Head Nut, 18 UNC x 5/16"	6	
63		Plain Hex Head Nut, 16 UNC x 3/8"	72	
64		Plain Hex Head Nut, 13 UNC x 1/2"	10	
65		Plain Hex Head Nut, 16 UNF x 3/4"	12	
66		Hex Head Self Locking Nut	4	
67		Plain Hex Head Nut, 20 UNC x 1/4"	7	
68		Spring Lockwasher, 3/8"	69	
69		Spring Lockwasher, 1/2"	54	
70		Flatwasher, 5/16"	14	
71		Flatwasher, 3/8"	130	
72		Hex Head Capscrew, 1/2-13 UNC	6	
73		Fitting	1	
74		Hex Head Capscrew, 3/8-16 NC x 1"	8	
75		Hex Head Capscrew, 1/2-13 UNC	8	
76		Hex Head Capscrew, 1/4-20 UNC x 3/4"	7	
77		Spring Lockwasher, 1/4"	7	
78		90 Degree Elbow, 1-1/4"	1	
79		Threaded Steel Nipple, Both Ends	1	
80	2002209	Fitting	2	
81	2002210	90 Degree Street Elbow, 1-1/4 NPT, 150#	1	
82	915878	Rubber Seal	1302	

UNIT RIG
SERVICE PARTS
TEREX MINING


PART NUMBER
DATE
SHEET

84909B
06/03/99
3 OF 4

ITEM NO.	PART NUMBER	PART DESCRIPTION	QUANT.	KITS AVAIL.
83	915879	Rubber Seal, Locking Groove	1302	
84	2002211	Tubes	716	
85	2002212	Tube Assembly	586	

UNIT RIG
SERVICE PARTS
TEREX MINING

PART NUMBER 84909B
DATE 06/03/99
SHEET 4 OF 4



**P/N 84942B
DIESEL ENGINE 16V4000**

<u>ITEM</u>	<u>P/N</u>	<u>Part Description</u>	<u>Qty</u>
1	2002796	Oil Filter	4
2	2002797	Fuel Filter - Primary	1
3	2002574	Fuel Filter - Secondary	2
4	2002798	Belt - Fan	1
5	2002799	Belt - Alternator	1
6	2002805	Starter	2
7	*2002856*	Alternator (*See SPD*)	1



UNIT RIG

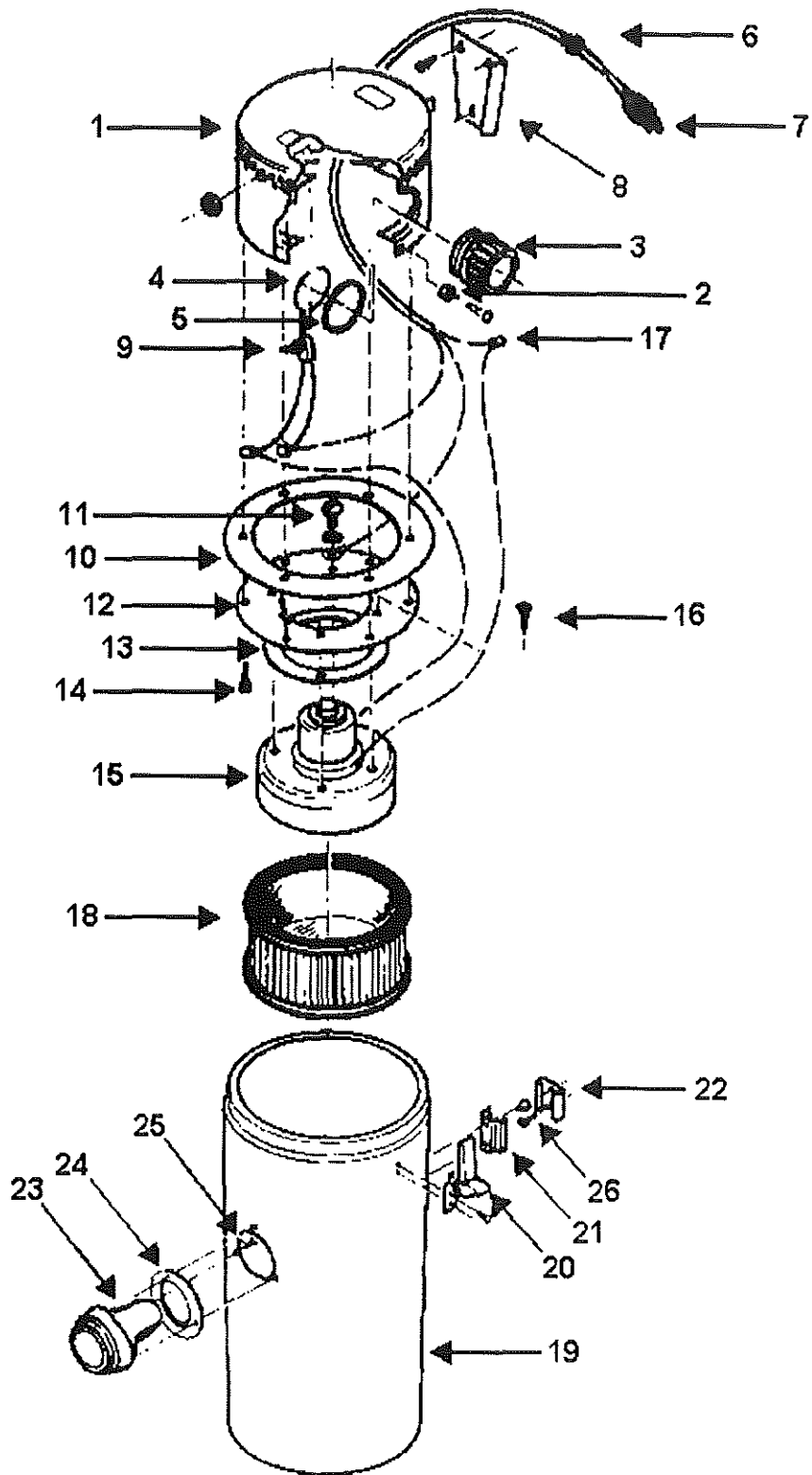
SERVICE PARTS

DIESEL ENGINE 16V4000

84942B

06/03/99

SHEET 1 OF 1



NOTE: Items 1-14 and 16-27 are included with the P/N 55818 assembly. That assembly is equipped with a 110 Vac electric motor which is replaced with item 15 in converting to this version.



UNIT RIG
SERVICE PARTS

VACUUM CLEANER
24 VOLT

85064A

04/14/98

SHEET 1 OF 2

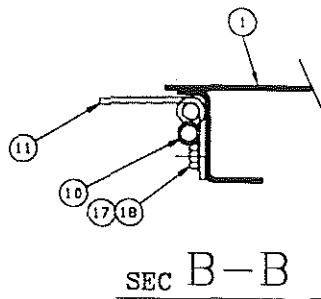
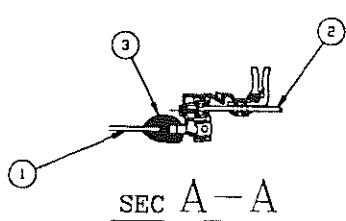
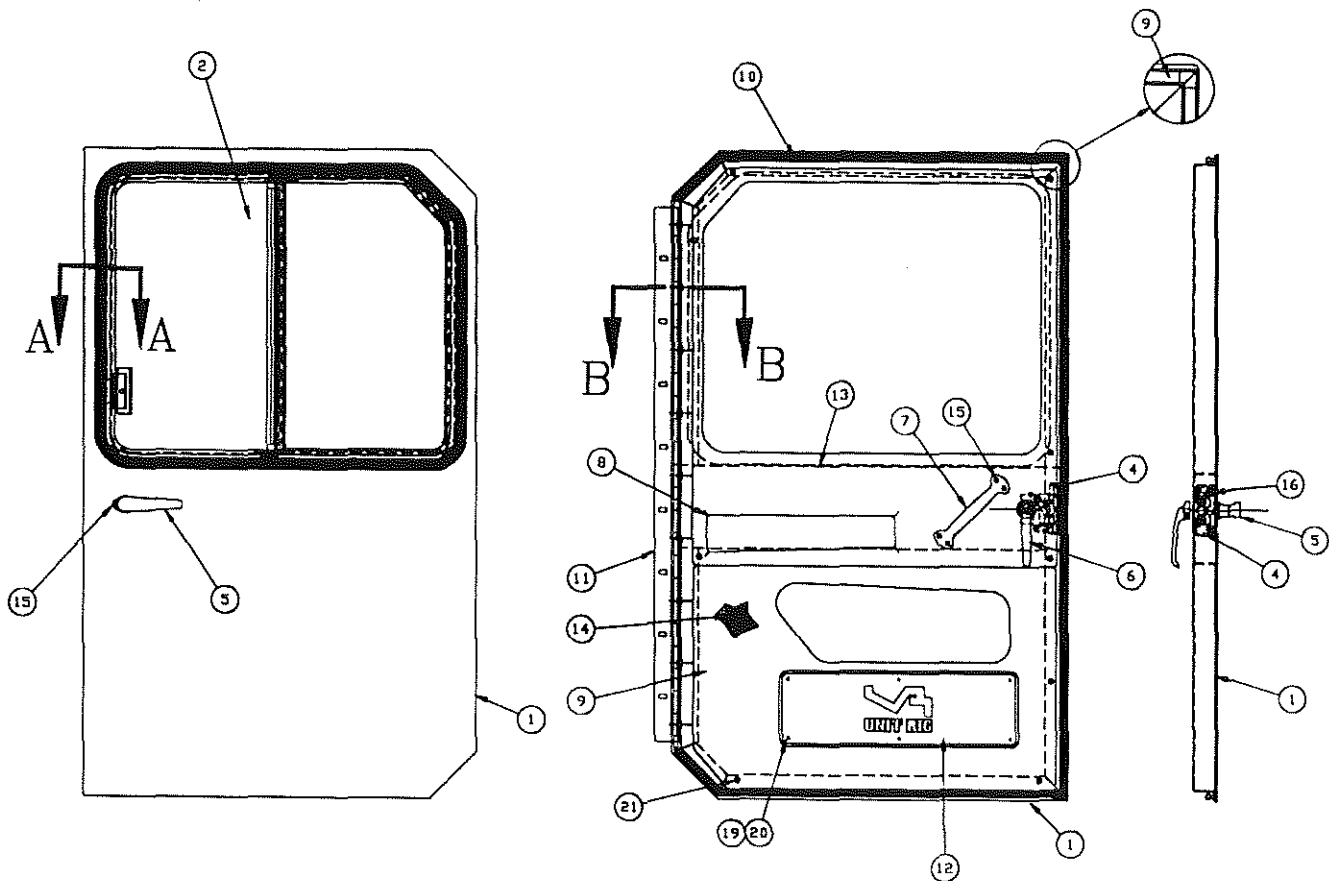
SERVICE PART DRAWING

ITEM NO.	PART NUMBER	DESCRIPTION	QUANTITY	KITS AVAIL
001		HEAD COVER ASSEMBLY	1	
002		.CLAMP POST	2	
003		EXHAUST FITTING	1	
004		RETAINING RING	1	
005		GASKET	1	
006		STRAIN RELIEF BUSHING	1	
007		POWER CORD	1	
008		WALL BRACKET	2	
009		SWITCH	1	
010		GASKET	1	
011		#10-24 X 1/2" HEX HEAD SCREW	1	
012		MOTOR MOUNTING PLATE	1	
013	55824	GASKET	1	
014		#10 X 1/2" TYPE A HEX HD SCREW	6	
015	55819	MOTOR, 24 VDC, VACUUM	1	
016		#10-24 X 5/8" HX HD MACH SCREW	4	
017		WIRE CONNECTOR	3	
018	2001568	FILTER - VACUUM	1	
019		TANK ASSEMBLY	1	
020	2002270	.CLAMP - VACUUM CLEANER	2	
021		.TANK WALL CLIP	1	
022		WALL CLIP	2	
023	2002271	INLET - VACUUM CLEANER	1	
024	2002272	GASKET - INLET	1	
025		#10 X 1/2" TYPE BF HX HD SCREW	3	
026		#10 X 1-1/2" TYPE AB SCREW	10	
027	55841	HOSE, VACUUM CLEANER-NOT SHOWN	1	

UNIT RIG
 SERVICE PARTS
 LECTRA HAUL/DART

PART NUMBER
 DATE
 SHEET

85064A
 04/14/98
 2 OF 2



UNIT RIG
SERVICE PARTS

L.H. DOOR ASSEMBLY

85081C

11/12/98

SHEET 1 OF 2

SERVICE PART DRAWING

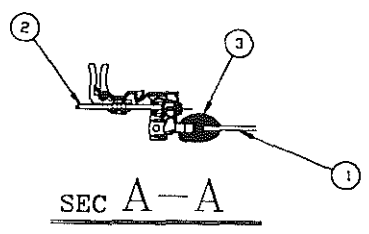
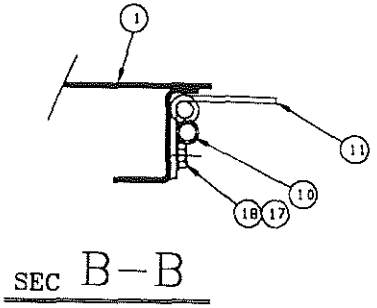
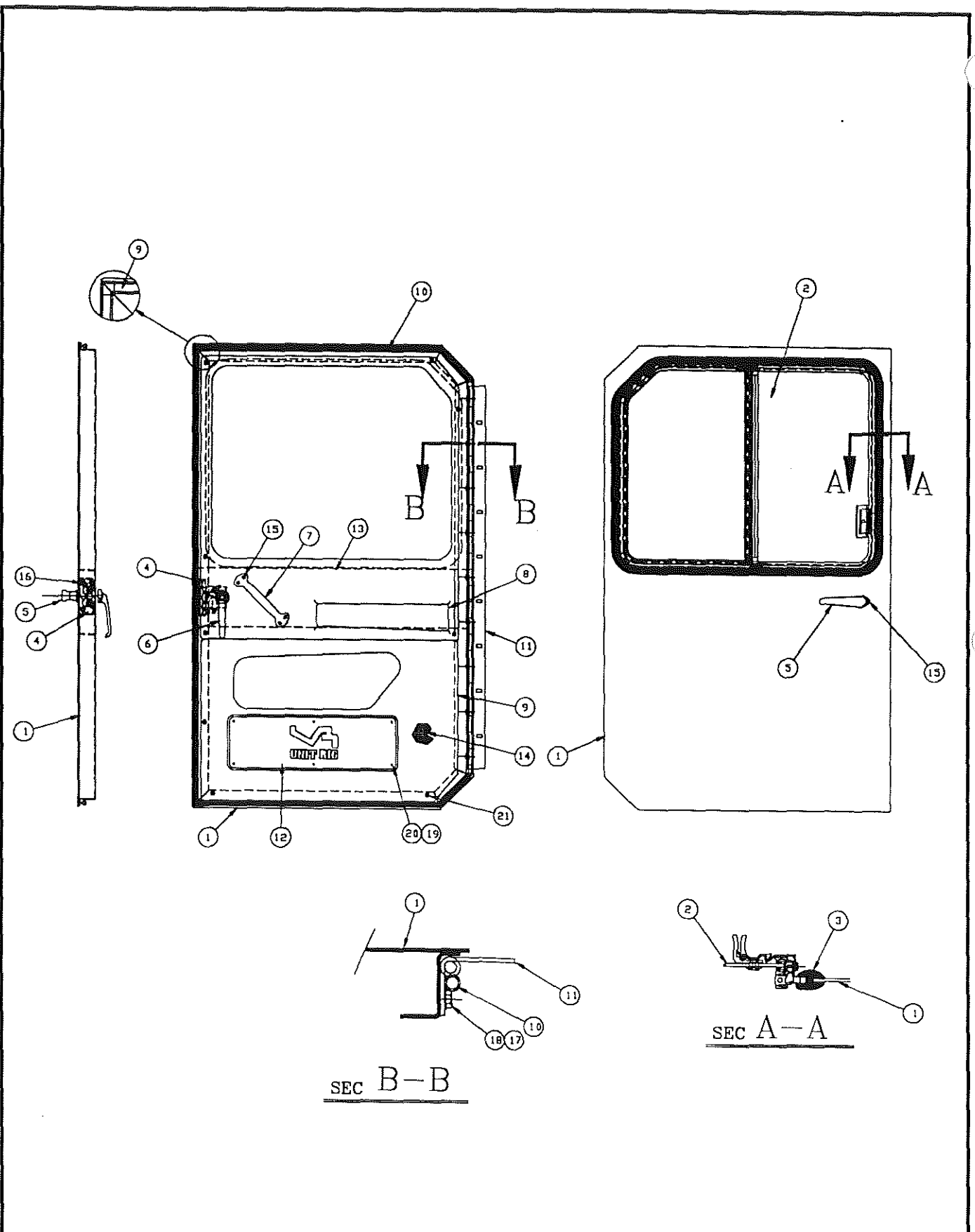
ITEM NO.	PART NUMBER	DESCRIPTION	QUANTITY	KITS AVAIL
001		FRAME, NOT SOLD SEPARATELY	1	
002 *	84568C *	L.H. DOOR SLIDER WINDOW *SPD*	1	
003	25808	WEATHERSTRIP (IN INCHES)	90	
004	84432F	L.H. DOOR LATCH	1	
005	26909	DOOR HANDLE	1	
006	56141	LATCH INSIDE HANDLE	1	
007	25871	HANDLE-GRIP	1	
008	85085F	UPPER DOOR TRIM	1	
009	85085H	LOWER DOOR PANEL	1	
010	56237	BULB DOOR SEAL (IN FEET)	14	
011	84575E	DOOR HINGE	1	
012	84756F	DOOR KICK PLATE	1	
013	85137A	INNER DOOR PANEL	1	
014	85141A	L.H. DOOR INSULATION	1	
015	26896	MACHINE SCREW 1/4-20NC X 3/4	6	
016	12315	CAPSCREW, HEX 1/4-20NC X 1 1/4	4	
017	10649	CAPSCREW, HEX 5/16-18NC X 3/4	9	
018	10163	FLATWASHER, 5/16 X .687 OD	9	
019	15875	MACHINE SCREW RH 10-32NF X 3/8	6	
020	17808	LOCKNUT, HEX 10-32 NF	6	
021	56247	SELF DRILLING SCREW, PAN HEAD	9	

*SEE SERVICE PARTS

UNIT RIG
 SERVICE PARTS
 LECTRA HAUL/DART

PART NUMBER
 DATE
 SHEET

85081C
 11/12/98
 2 OF 2



UNIT RIG
SERVICE PARTS

R.H. DOOR ASSEMBLY

85081E

11/12/98

SHEET 1 OF 2

SERVICE PART DRAWING


ITEM NO.	PART NUMBER	DESCRIPTION	QUANTITY	KITS AVAIL
001		FRAME, NOT SOLD SEPARATELY	1	
002 *	84568E *	R.H. DOOR SLIDER WINDOW *SPD*	1	
003	25808	WEATHERSTRIP (IN INCHES)	90	
004	84432G	R.H. DOOR LATCH	1	
005	26909	DOOR HANDLE	1	
006	56141	LATCH INSIDE HANDLE	1	
007	25871	HANDLE-GRIP	1	
008	85085G	R.H. UPPER DOOR TRIM	1	
009	85085J	R.H. LOWER DOOR PANEL	1	
010	56237	BULB DOOR SEAL (IN FEET)	14	
011	84575E	DOOR HINGE	1	
012	84756F	DOOR KICK PLATE	1	
013	85137A	DOOR INNER PANEL	1	
014	85141B	R.H. DOOR INSULATION	1	
015	26896	MACHINE SCREW, 1/4-20NC X 3/4	6	
016	12315	CAPSCREW, HEX 1/4-20NC X 1 1/4	4	
017	10649	CAPSCREW, HEX 5/16-18NC X 3/4	9	
018	10163	FLATWASHER, 5/16 X .687 OD	9	
019	15875	MACHINE SCREW RH 10-32NF X 3/8	6	
020	17808	LOCKNUT, HEX 10-32 NF	6	
021	56247	SELF DRILLING SCREW, PAN HEAD	9	

*SEE SERVICE PARTS

UNIT RIG
SERVICE PARTS
LECTRA HAUL/DART

PART NUMBER
DATE
SHEET

85081E
11/12/98
2 OF 2



SERVICE PART DRAWING

ITEM NO.	PART NUMBER	DESCRIPTION	QUANTITY	KITS AVAIL
001	2001492	SEALED BULB (ONLY)	1	



UNIT RIG

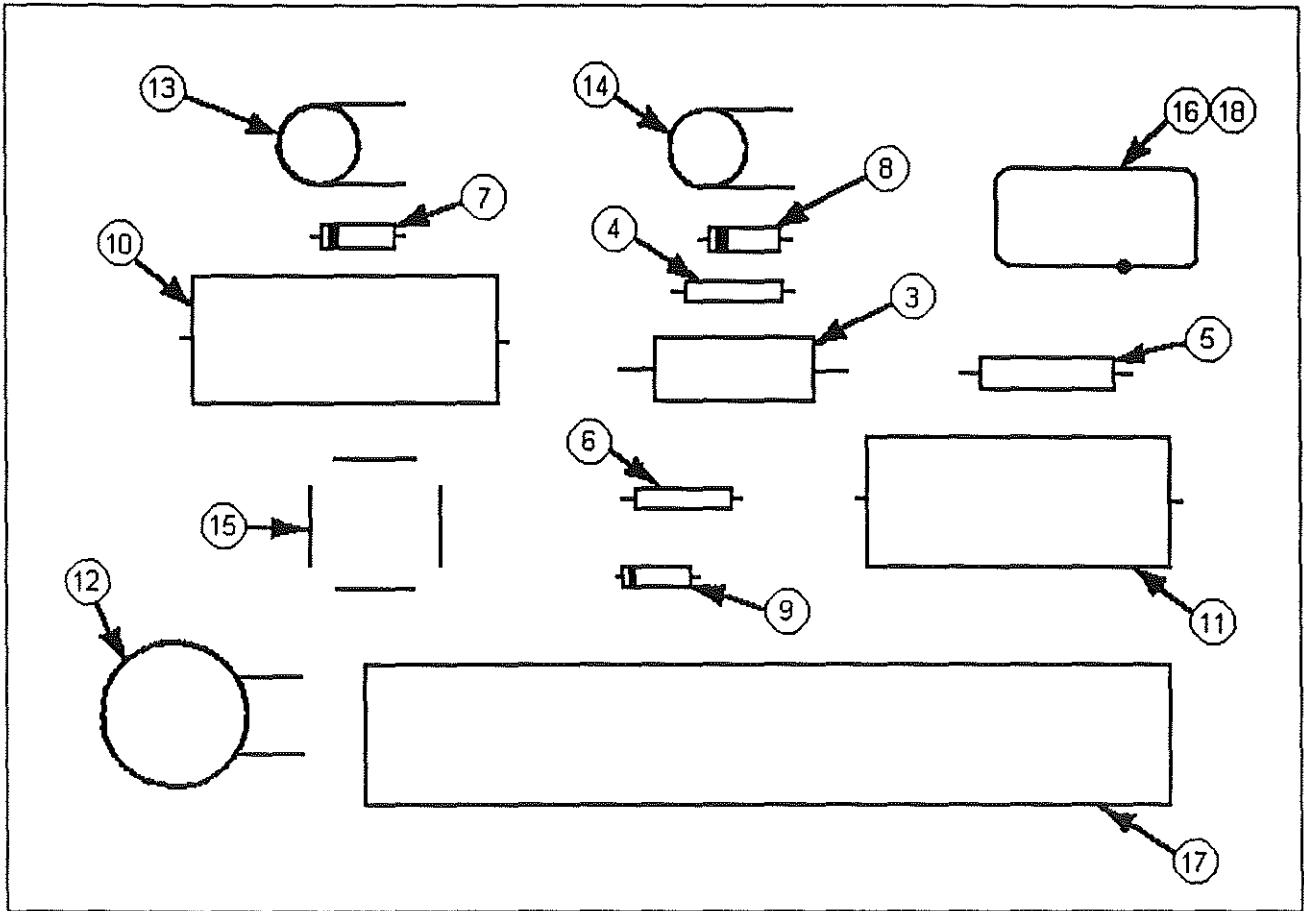
SERVICE PARTS

LIGHT - AMBER
TWO ELEMENT

703052

01/25/96

SHEET 1 OF 1



915387



UNIT RIG
SERVICE PARTS

PANEL

915387

04/19/95

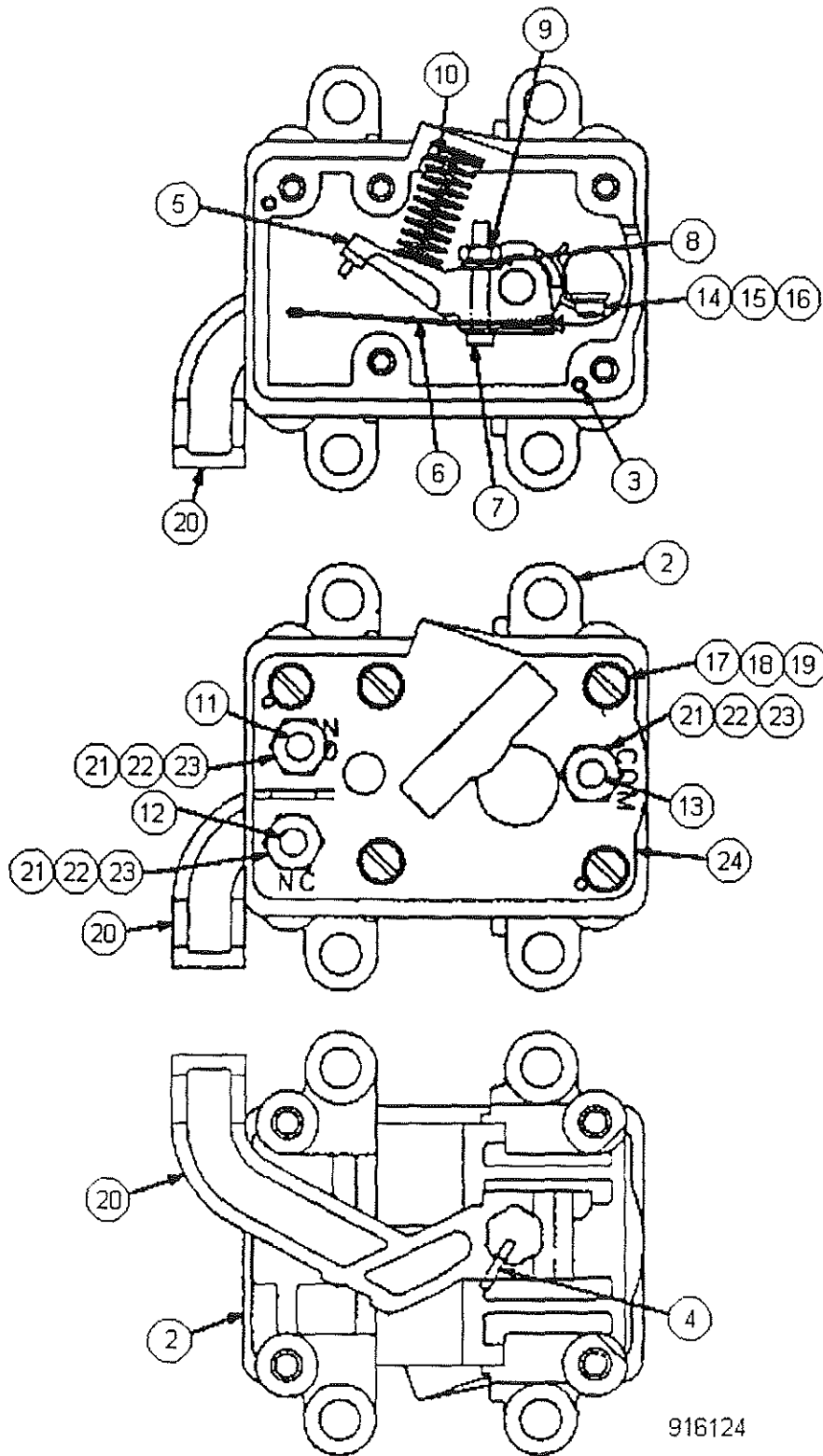
SHEET 1 OF 2

SERVICE PART DRAWING

ITEM NO.	PART NUMBER	DESCRIPTION	QUANTITY	KITS AVAIL
001		PANEL	1	
002		.MODULE	1	
003		..RESISTOR, 2 WATT, 27,000 OHM	1	
004	914414	..RESISTOR, 1/2 WATT, 560 OHM	1	
005		..RESISTOR, 1 WATT, 15 OHM	1	
006	700633	..RESISTOR, 1/2 WATT, 3900 OHM	1	
007	703437	..DIODE (1N5062)	1	
008	703437	..DIODE (1N5062)	1	
009	700934	..LAMP	1	
010	701810	..CAPACITOR, 1 MFD, 200V	1	
011	701810	..CAPACITOR, 1 MFD, 200V	1	
012	915460	..VARISTOR	1	
013	915985	..VARISTOR	1	
014	915985	..VARISTOR	1	
015	700935	..RECTIFIER	1	
016	700354	..RELAY	1	
017		..TERMINAL BOARD, 7 TERMINAL	1	
018		..SEALER (GE N-SIL 122 WHITE)	1	

UNIT RIG
 SERVICE PARTS
 LECTRA HAUL/DART

PART NUMBER 915387
 DATE 04/19/95
 SHEET 2 OF 2



916124



UNIT RIG
SERVICE PARTS

INTERLOCK

916124

04/11/95

SHEET 1 OF 2

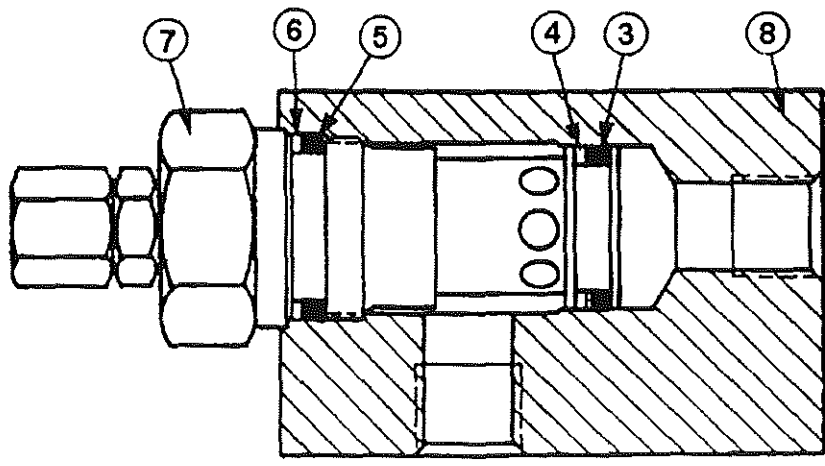
SERVICE PART DRAWING

ITEM NO.	PART NUMBER	DESCRIPTION	QUANTITY	KITS AVAIL
001		INTERLOCK (POSITION SENSOR)	1	
002		.BOX	1	
003		..PIN, 1/16 X 3/8 LONG	2	
004		.PIN, 1/16 X 3/8 LONG	1	
005	2000820	.INNER ARM ASSEMBLY	1	
006	2000821	..SPRING	1	
007	2000822	..SCREW, SL FIL HD 4-40 X 5/8	1	
008	55353	..LOCKWASHER, NO 4	1	
009	2000825	..NUT, HEX, NO 4-40	1	
010	702599	.SPRING	1	
011	2000826	.STUD ASSEMBLY	1	
012	2000827	.STUD ASSEMBLY	1	
013	2000828	.STUD - TAPPED	1	
014		.SCREW, SL FIL HD 4-40 X 1/4	1	
015	55353	.LOCKWASHER, NO 4	1	
016	2000824	.WASHER, NO 4	1	
017		.SCREW, SL PAN HD NO 6, 5/8 LG	5	
018	10176	.LOCKWASHER, NO 6	5	
019	22068	.WASHER, NO 6	5	
020		.OUTER ARM	1	
021	12867	.NUT, HEX, NO 10-32	3	
022	28537	.LOCKWASHER, NO 10	3	
023	22048	.WASHER, NO 10 (NARROW)	3	
024		.COVER	1	

UNIT RIG
 SERVICE PARTS
 LECTRA HAUL/DART

PART NUMBER
 DATE
 SHEET

916124
 04/11/95
 2 OF 2



UNIT RIG
SERVICE PARTS

PILOT RELIEF
VALVE ASSEMBLY

1004472

09/09/97

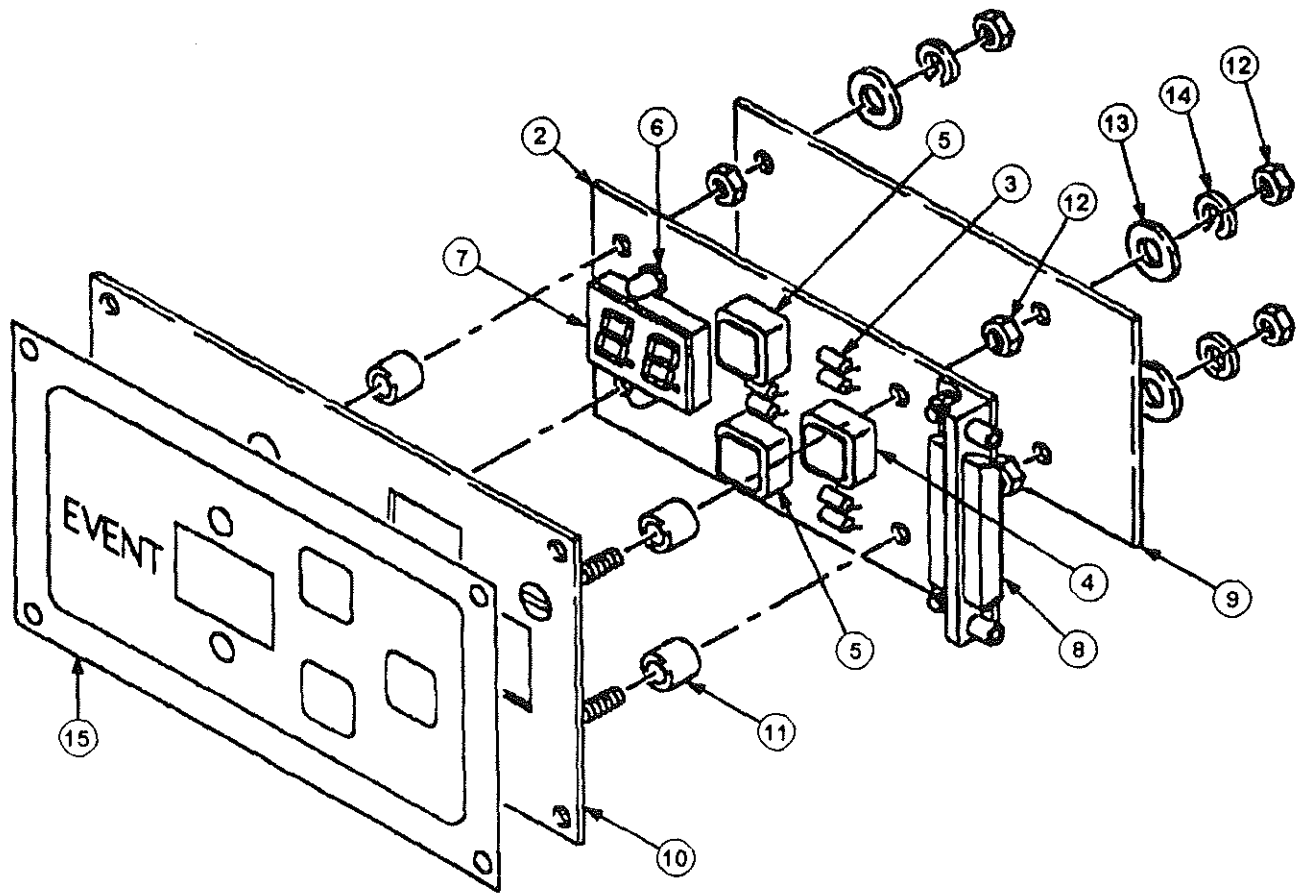
SHEET 1 OF 2

SERVICE PART DRAWING

ITEM NO.	PART NUMBER	DESCRIPTION	QUANTITY	KITS AVAIL
001		RELIEF VALVE ASSEMBLY	1	
002	1009535	.RELIEF CARTRIDGE ASSEMBLY	1	
003		..O-RING	1	
004		..BACK-UP RING	1	
005		..O-RING	1	
006		..BACK-UP RING	1	
007		..CARTRIDGE, RELIEF	1	
008		.BODY, CARTRIDGE	1	

UNIT RIG
 SERVICE PARTS
 LECTRA HAUL/DART

PART NUMBER 1004472
 DATE 09/09/97
 SHEET 2 OF 2



UNIT RIG
SERVICE PARTS

PANEL 17FM532A1

2001212

02/02/99

SHEET 1 OF 2

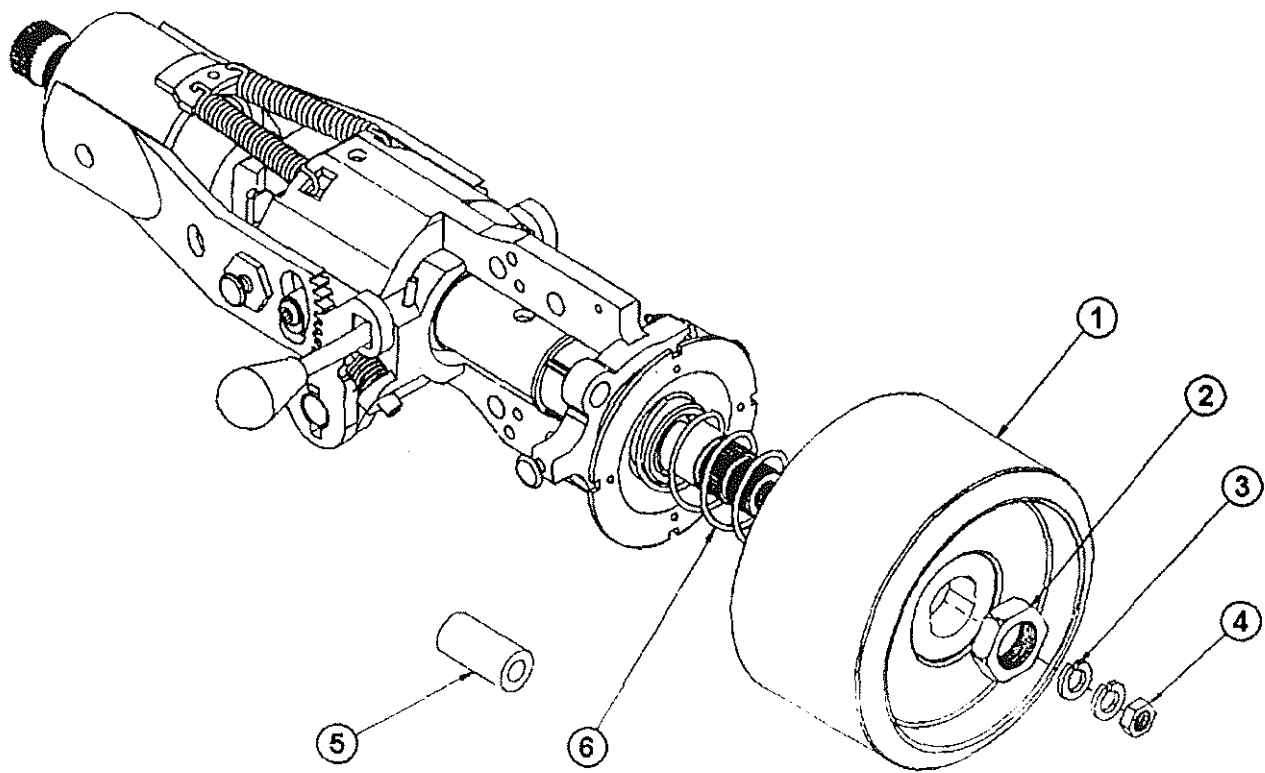
SERVICE PART DRAWING

ITEM NO.	PART NUMBER	DESCRIPTION	QUANTITY	KITS AVAIL
001		PANEL	1	
002	2002504	.MODULE	1	
003	2002505	..RESISTOR, 1/8 WATT, 150 OHM	6	
004	2002703	..SWITCH ASSEMBLY, RED CAP	1	
005	2002704	..SWITCH ASSEMBLY, GREEN CAP	2	
006	2002506	..LED, GREEN	2	
007	2002507	..LED DISPLAY	1	
008	2002508	..RECEPTACLE WITH HARDWARE	1	
009		.BASE	1	
010		.COVER WITH STUD	1	
011		.WASHER 5/32ID,5/16 OD,5/16THK	4	
012		.NUT, NO. 6-32	8	
013		.WASHER, NO. 6 (NARROW)	4	
014		.LOCKWASHER, #6 INTERNAL TOOTH	4	
015		.DECAL	1	

UNIT RIG
 SERVICE PARTS
 LECTRA HAUL/DART

PART NUMBER
 DATE
 SHEET

2001212
 02/02/99
 2 OF 2



UNIT RIG
SERVICE PARTS

GAP HIDER KIT

2001986

03/14/97

SHEET 1 OF 2

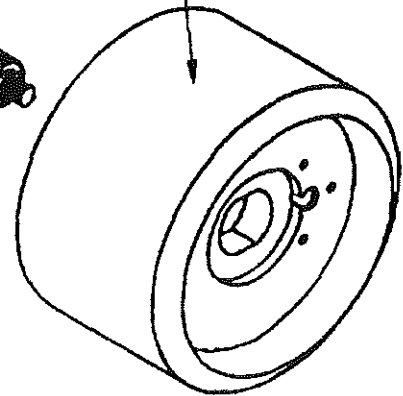
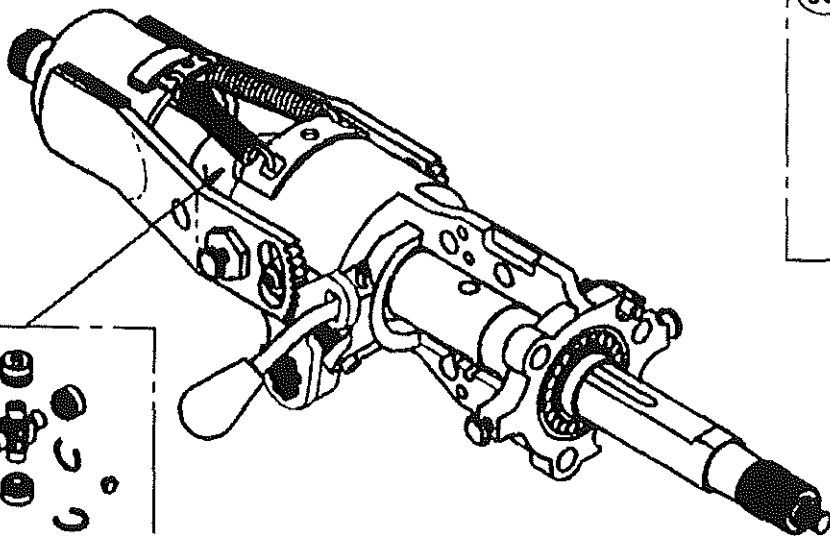
SERVICE PART DRAWING

ITEM NO.	PART NUMBER	DESCRIPTION	QUANTITY	KITS AVAIL
001		COVER ASSEMBLY	1	
002		NUT	1	
003		LOCKWASHER	1	
004		NUT	1	
005		SERVICE PULLER TOOL	1	
006		SPRING	1	

UNIT RIG
SERVICE PARTS
LECTRA HAUL/DART

PART NUMBER
DATE
SHEET

2001986
03/14/97
2 OF 2



UNIT RIG
SERVICE PARTS

ANTI-NOISE KIT

2001987

03/14/97

SHEET 1 OF 2

SERVICE PART DRAWING

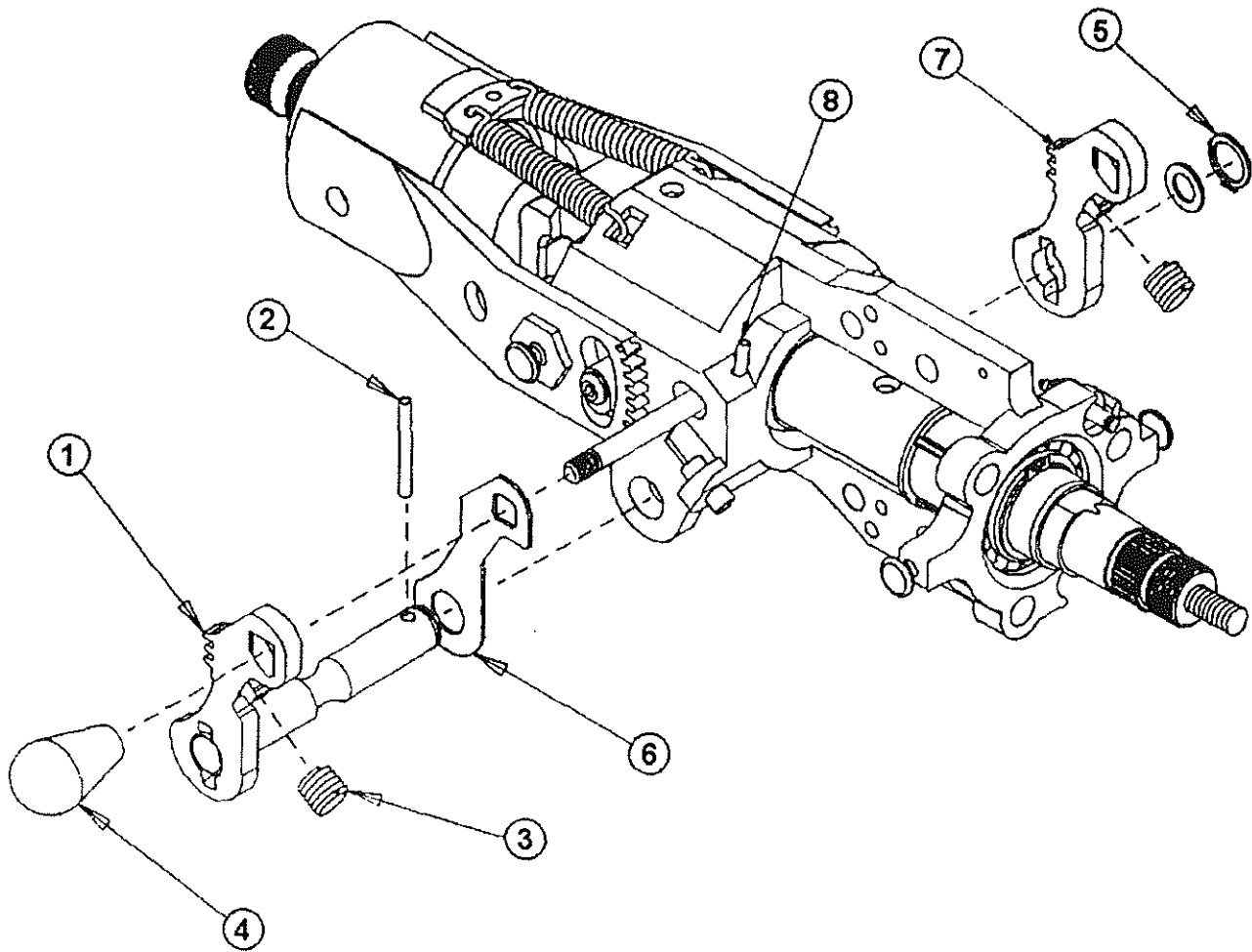
ITEM NO.	PART NUMBER	DESCRIPTION	QUANTITY	KITS AVAIL
001 *	2001986 *	GAP HIDER KIT	1	.
002 *	2001996 *	U-JOINT KIT	1	

*SEE SERVICE PARTS

UNIT RIG
SERVICE PARTS
LECTRA HAUL/DART

PART NUMBER
DATE
SHEET

2001987
03/14/97
2 OF 2



UNIT RIG
SERVICE PARTS

ROD AND PAWL KIT

2001988

03/14/97

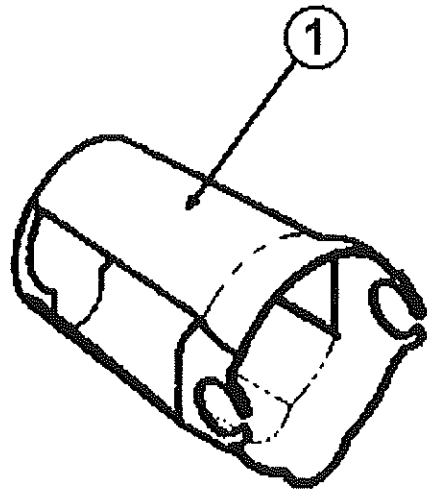
SHEET 1 OF 2

SERVICE PART DRAWING

ITEM NO.	PART NUMBER	DESCRIPTION	QUANTITY	KITS AVAIL
001		ROD AND PAWL ASSEMBLY	1	
002		PIN	1	
003		SPRINGS	2	
004		KNOB	1	
005		RETAINING RING	1	
006		ANTI-RATTLE PLATE	1	
007		PAWL	1	
008		PIN	1	

UNIT RIG
SERVICE PARTS
LECTRA HAUL/DART

PART NUMBER 2001988
DATE 03/14/97
SHEET 2 OF 2



UNIT RIG
SERVICE PARTS

TROUGH COVER KIT

2001989

03/14/97

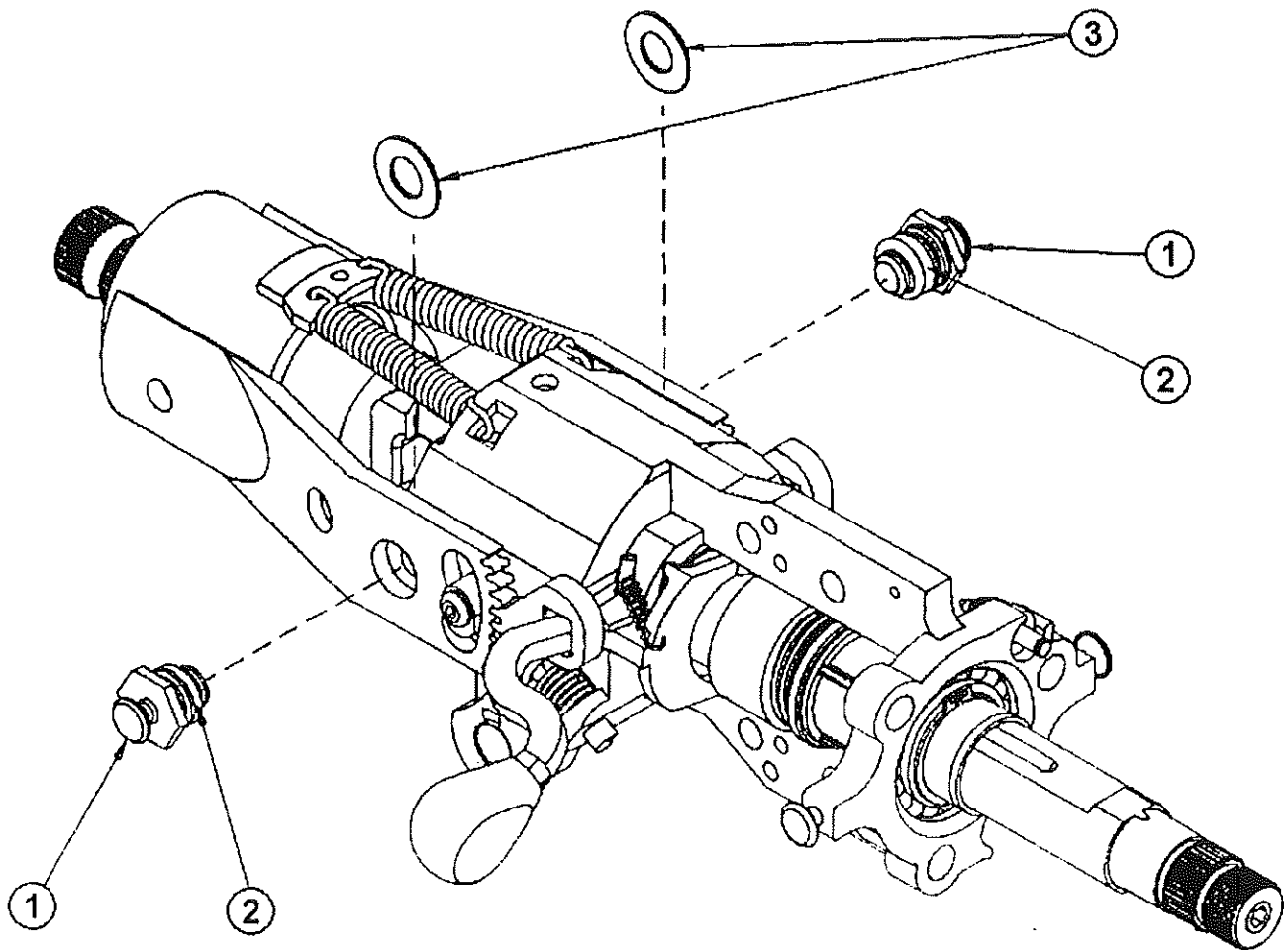
SHEET 1 OF 2

SERVICE PART DRAWING

ITEM NO.	PART NUMBER	DESCRIPTION	QUANTITY	KITS AVAIL
001		COVER	1	
002		WIRE TIE (NOT SHOWN)	1	

UNIT RIG
SERVICE PARTS
LECTRA HAUL/DART

PART NUMBER 2001989
DATE 03/14/97
SHEET 2 OF 2



UNIT RIG
SERVICE PARTS

TILT BOLT KIT

2001990

03/14/97

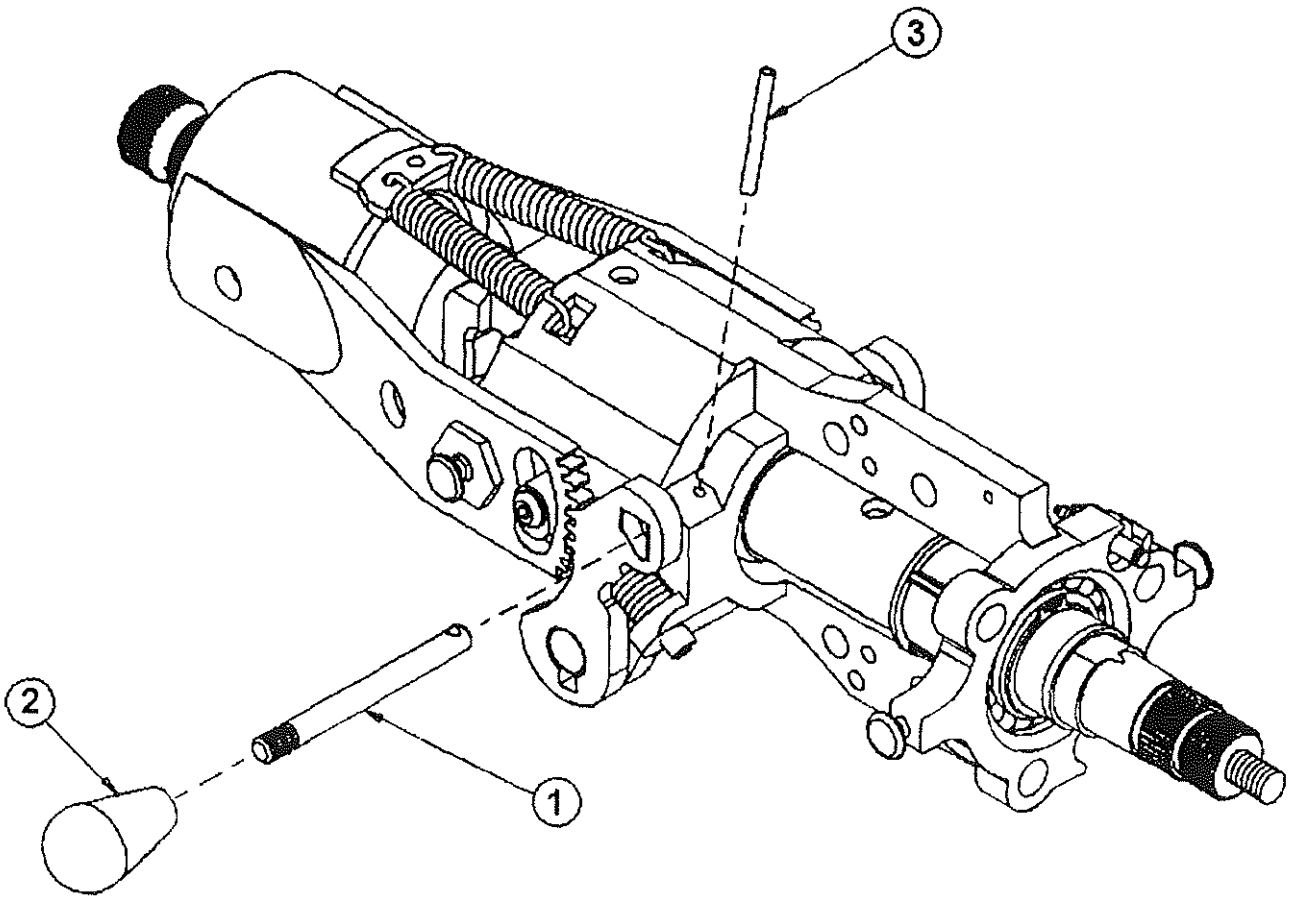
SHEET 1 OF 2

SERVICE PART DRAWING

ITEM NO.	PART NUMBER	DESCRIPTION	QUANTITY	KITS AVAIL
001		BOLT	2	
002		O-RING	2	
003		WASHER	2	

UNIT RIG
SERVICE PARTS
LECTRA HAUL/DART

PART NUMBER 2001990
DATE 03/14/97
SHEET 2 OF 2



UNIT RIG
SERVICE PARTS

TILT LEVER KIT

2001991

03/14/97

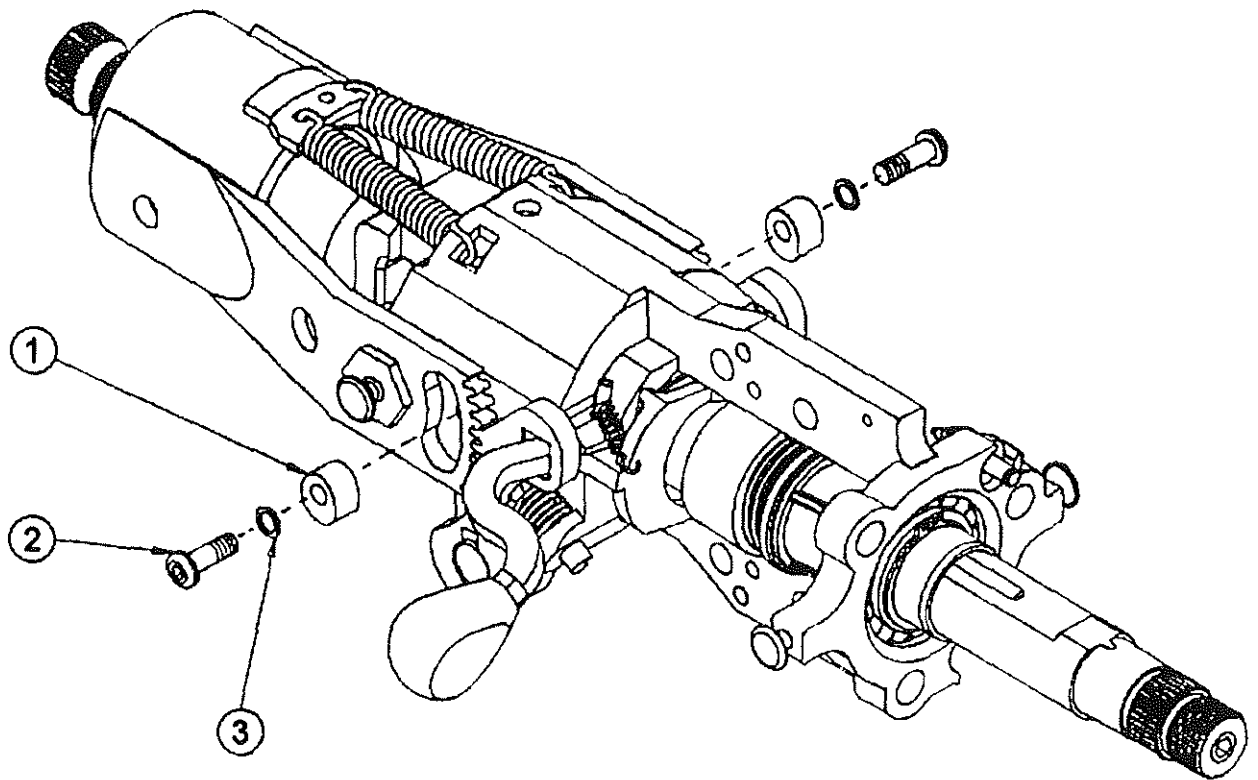
SHEET 1 OF 2

SERVICE PART DRAWING

ITEM NO.	PART NUMBER	DESCRIPTION	QUANTITY	KITS AVAIL
001		ROD	1	
002		KNOB	1	
003		PIN	1	

UNIT RIG
SERVICE PARTS
LECTRA HAUL/DART

PART NUMBER 2001991
DATE 03/14/97
SHEET 2 OF 2



UNIT RIG

SERVICE PARTS

TILT STOP KIT

2001992

03/14/97

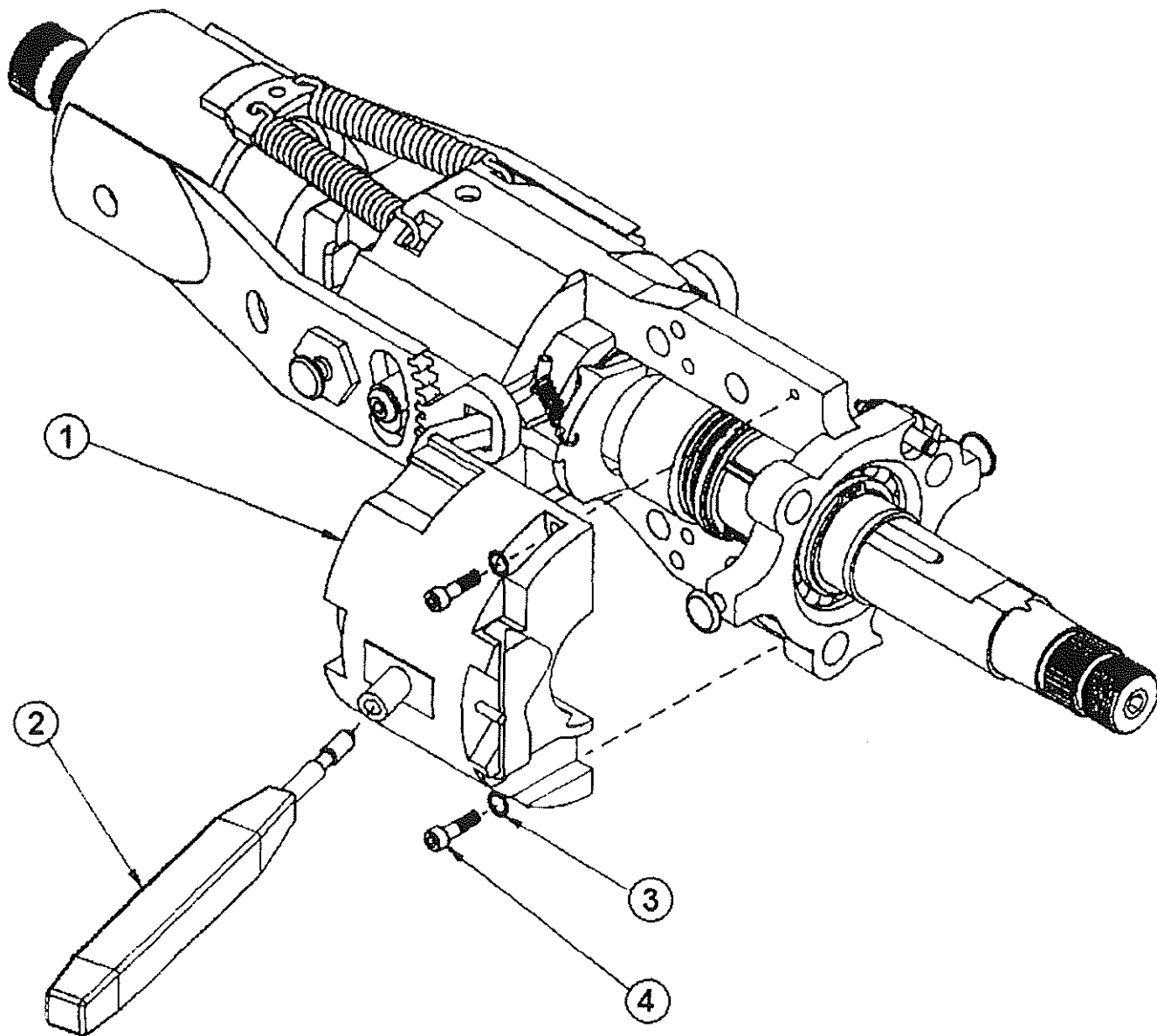
SHEET 1 OF 2

SERVICE PART DRAWING

ITEM NO.	PART NUMBER	DESCRIPTION	QUANTITY	KITS AVAIL
001		TILT STOP	2	
002		SCREW	2	
003		WASHER	2	

UNIT RIG
SERVICE PARTS
LECTRA HAUL/DART

PART NUMBER 2001992
DATE 03/14/97
SHEET 2 OF 2



UNIT RIG
SERVICE PARTS

TURN SIGNAL KIT

2001993

03/14/97

SHEET 1 OF 2

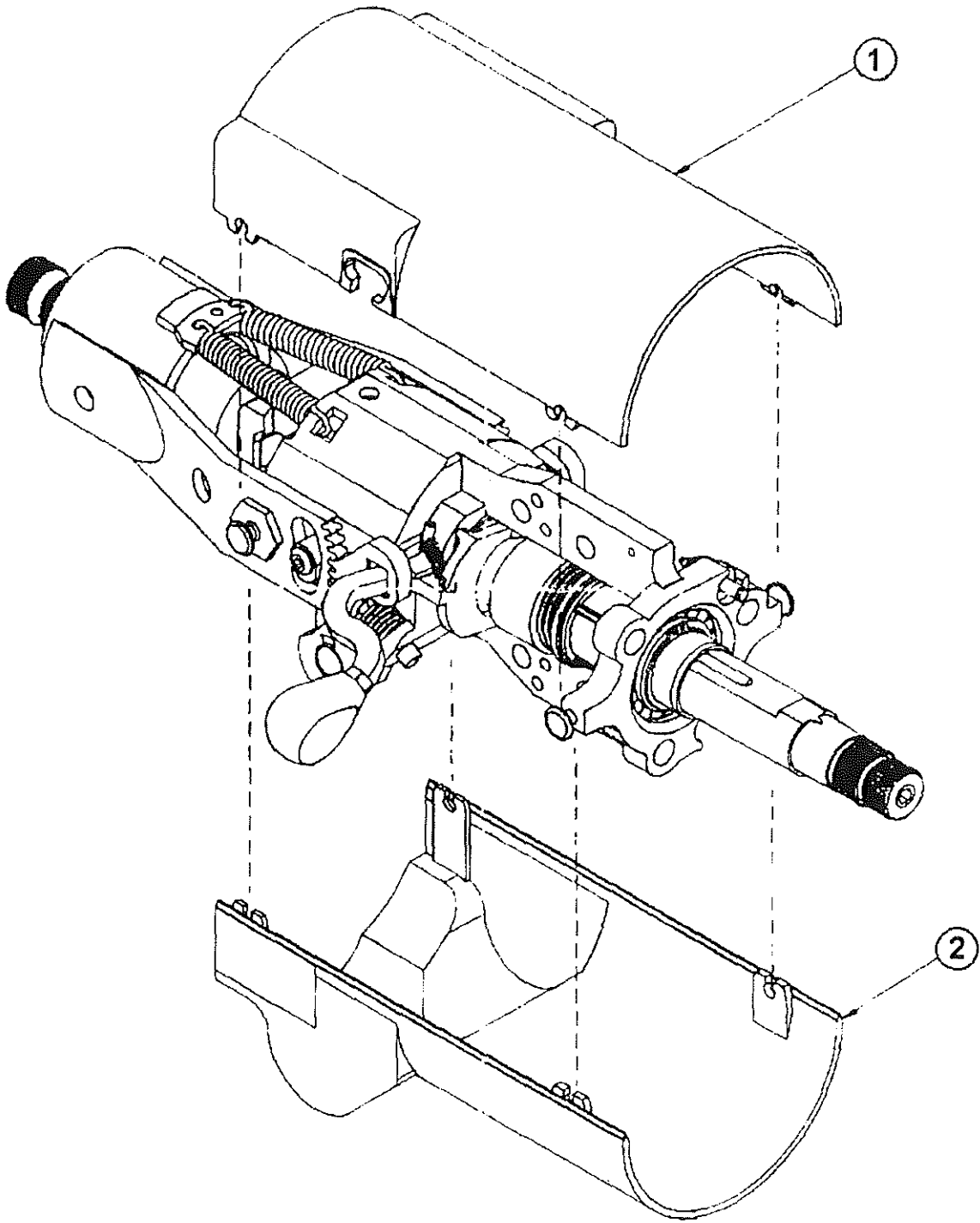
SERVICE PART DRAWING

ITEM NO.	PART NUMBER	DESCRIPTION	QUANTITY	KITS AVAIL
001		TURN SIGNAL SWITCH	1	
002		LEVER	1	
003		LOCKWASHER	2	
004		SCREW	2	

UNIT RIG
SERVICE PARTS
LECTRA HAUL/DART

PART NUMBER
DATE
SHEET

2001993
03/14/97
2 OF 2



UNIT RIG
SERVICE PARTS

UPPER/LOWER COVER KIT

2001994

03/14/97

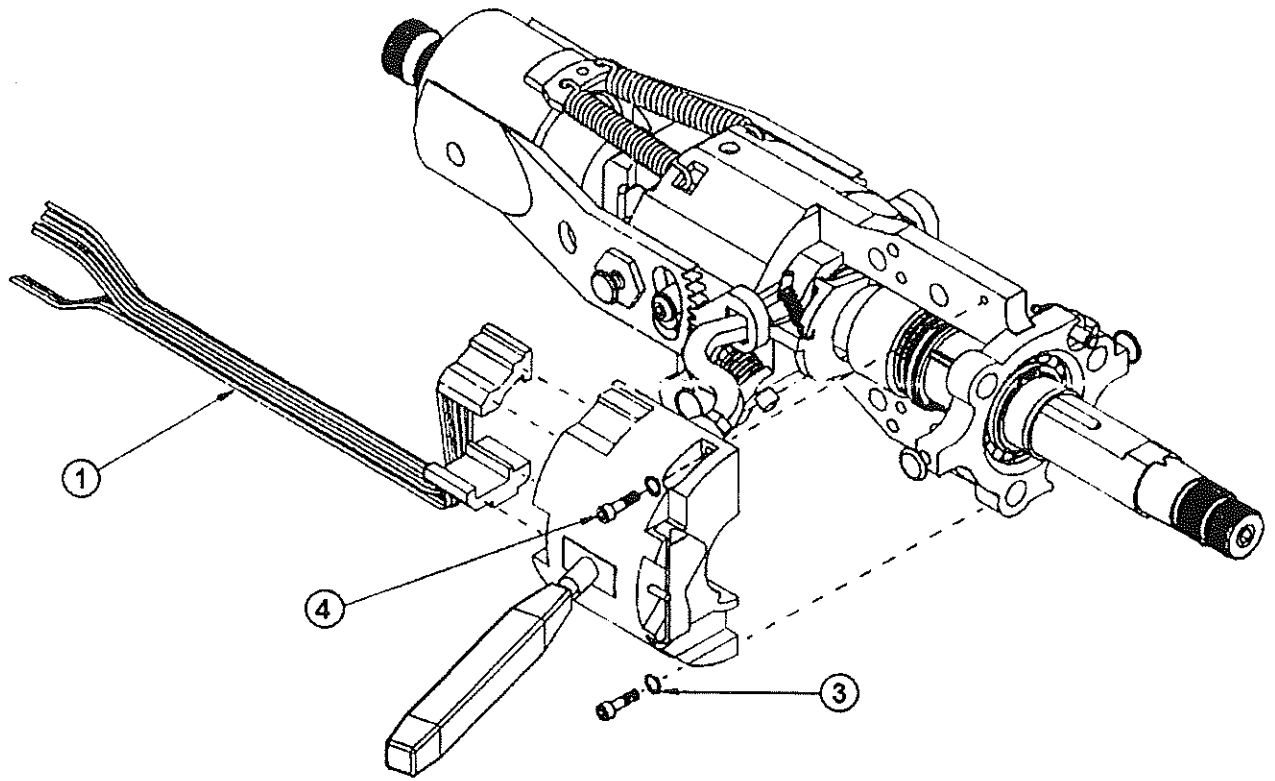
SHEET 1 OF 2

SERVICE PART DRAWING

ITEM NO.	PART NUMBER	DESCRIPTION	QUANTITY	KITS AVAIL
001		UPPER COVER	1	
002		LOWER COVER	1	

UNIT RIG
SERVICE PARTS
LECTRA HAUL/DART

PART NUMBER 2001994
DATE 03/14/97
SHEET 2 OF 2



Use as and where needed.



UNIT RIG
SERVICE PARTS

WIRE HARNESS KIT

2001995

03/14/97

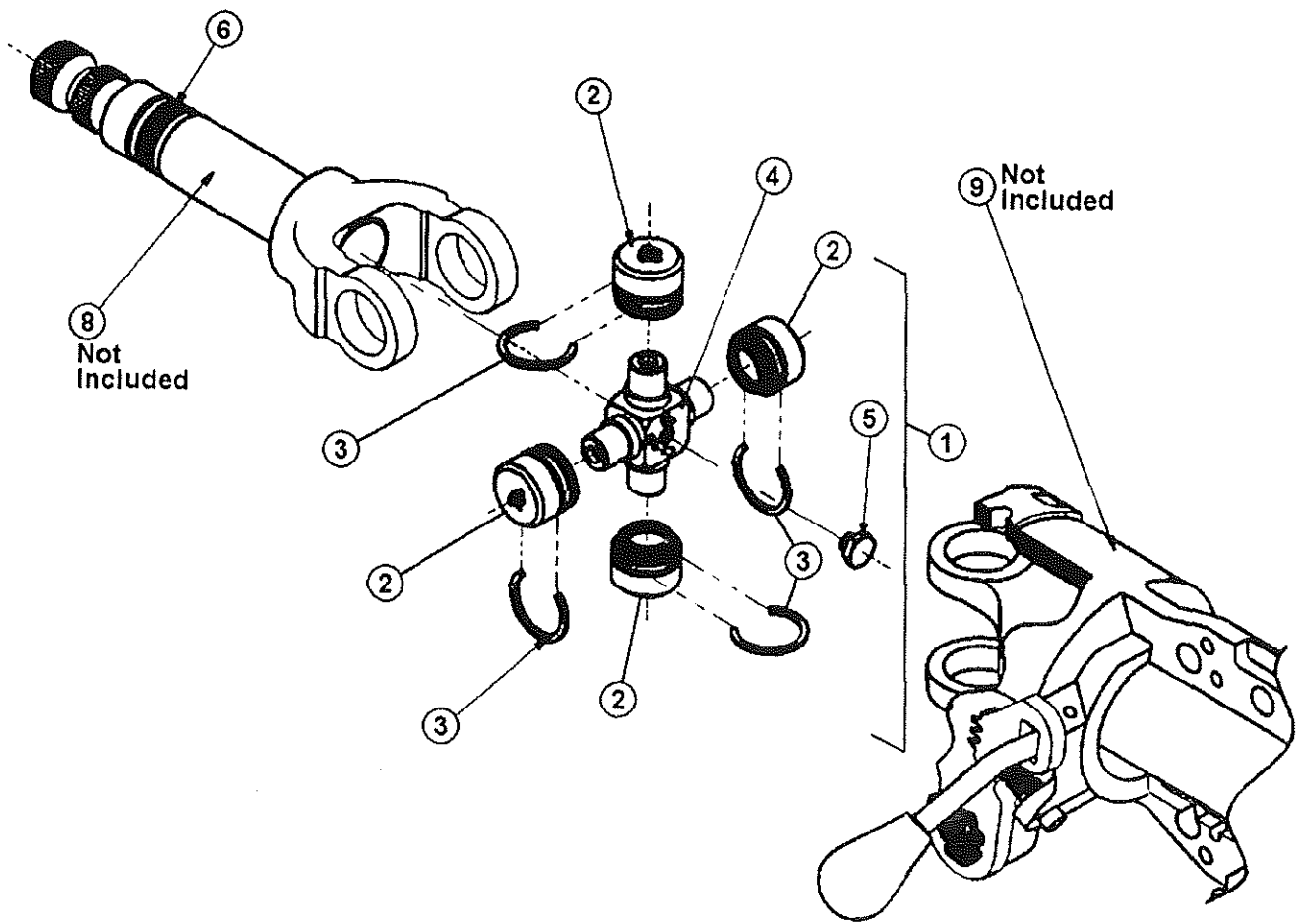
SHEET 1 OF 2

SERVICE PART DRAWING

ITEM NO.	PART NUMBER	DESCRIPTION	QUANTITY	KITS AVAIL
001		WIRE HARNESS	1	
002		TIE	2	
003		LOCKWASHER	2	
004		SCREW	2	

UNIT RIG
 SERVICE PARTS
 LECTRA HAUL/DART

PART NUMBER 2001995
 DATE 03/14/97
 SHEET 2 OF 2



UNIT RIG
SERVICE PARTS

U-JOINT KIT

2001996

03/14/97

SHEET 1 OF 2

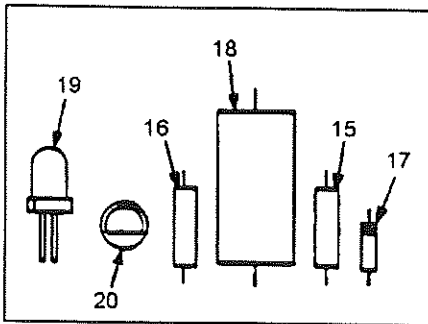
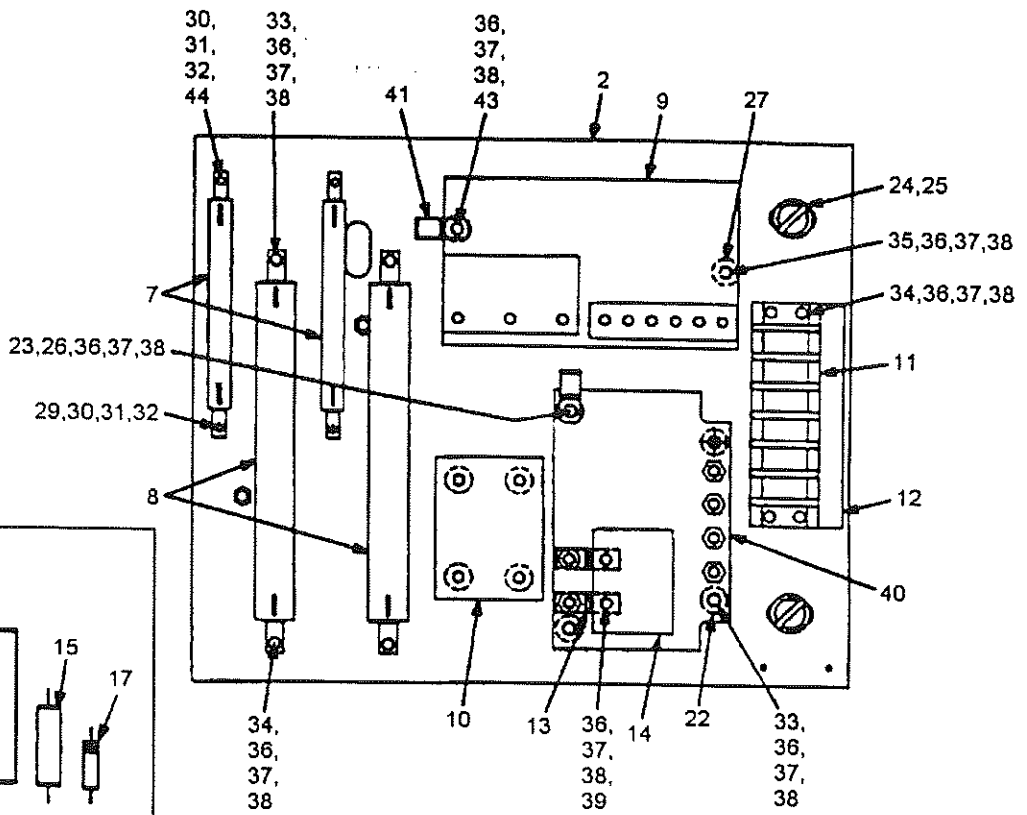
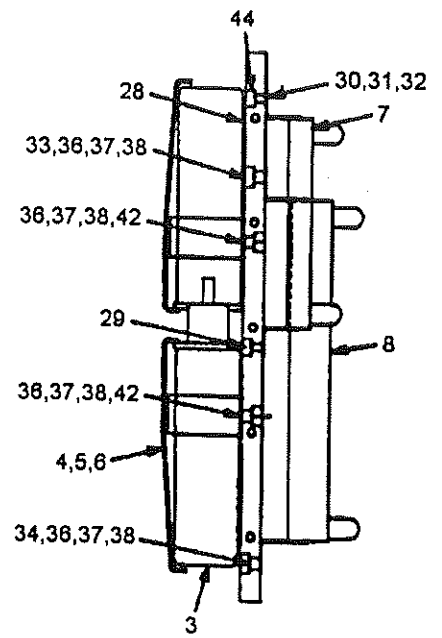
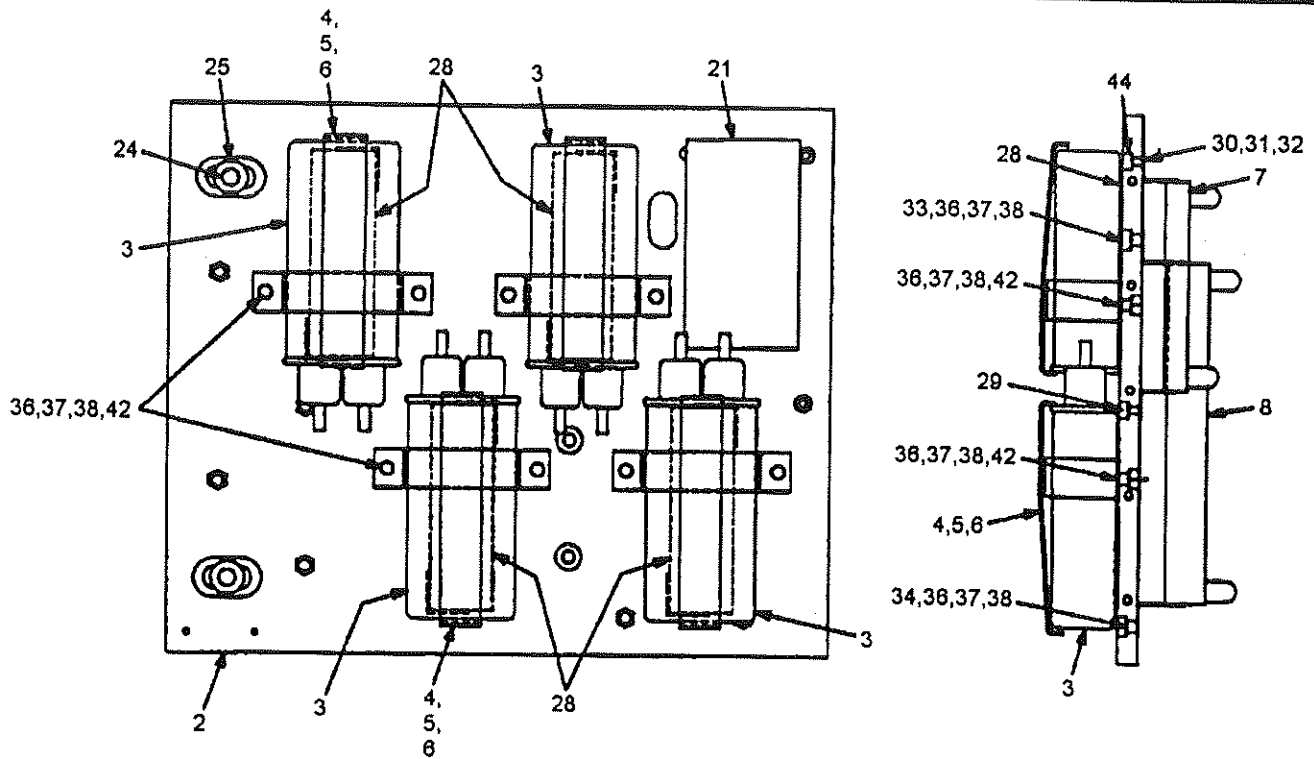
SERVICE PART DRAWING

ITEM NO.	PART NUMBER	DESCRIPTION	QUANTITY	KITS AVAIL
001		U-JOINT	1	
002		.CUPS	4	
003		.C-CLIPS	4	
004		.CROSS	1	
005		.PLUG	1	
006		TOLERANCE RING	1	
007		RETAINING RING (NOT SHOWN)	1	
008		LWR SHAFT/YOKE ASSY (NOT INCL)	1	
009		LONG YOKE SUBASSY (NOT INCL)	1	

UNIT RIG
 SERVICE PARTS
 LECTRA HAUL/DART

PART NUMBER
 DATE
 SHEET

2001996
 03/14/97
 2 OF 2



Reference Item 14



UNIT RIG
SERVICE PARTS

PANEL 41C663955G1

2002687

02/09/99

SHEET 1 OF 2

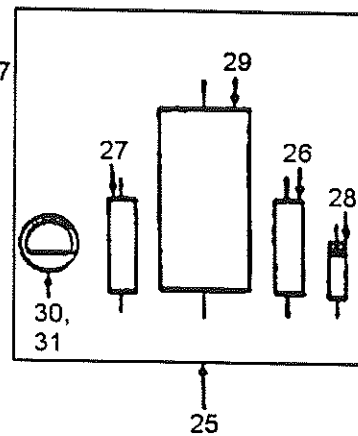
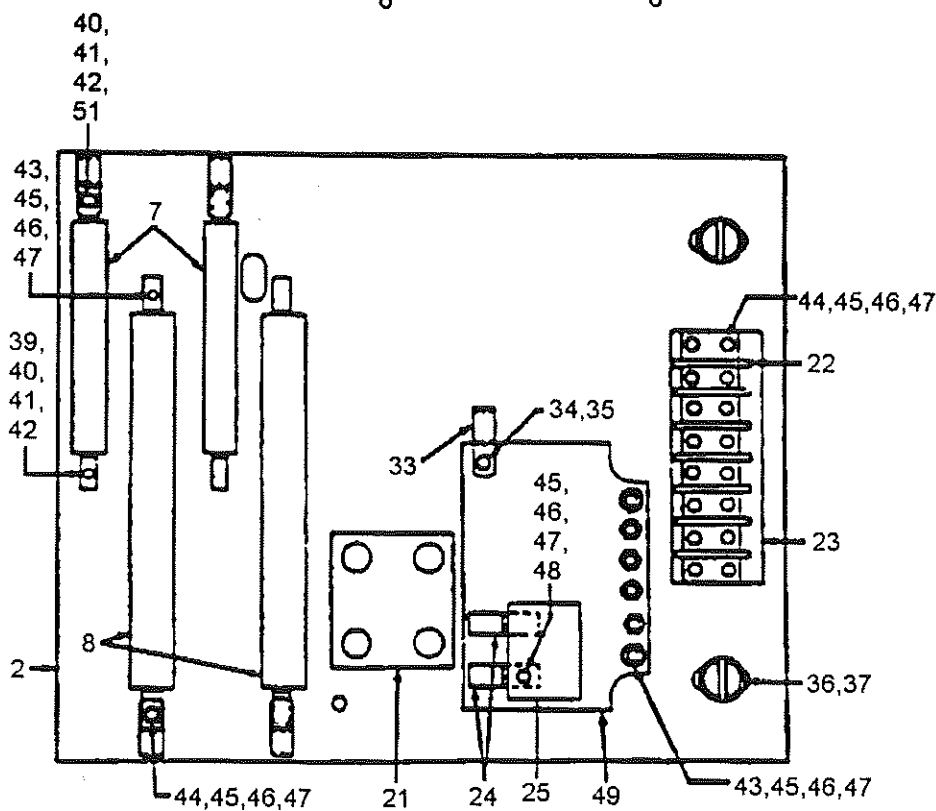
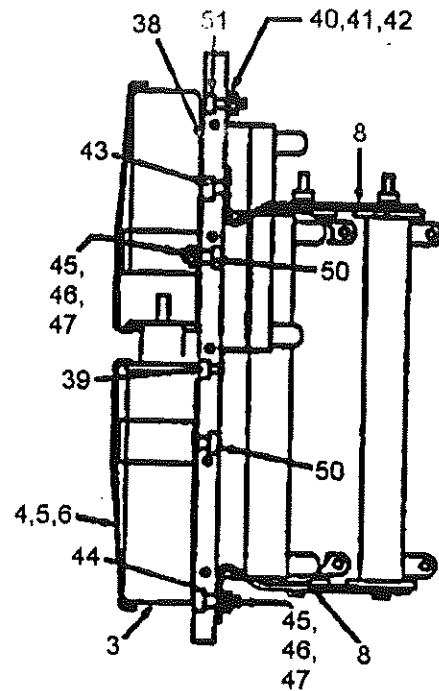
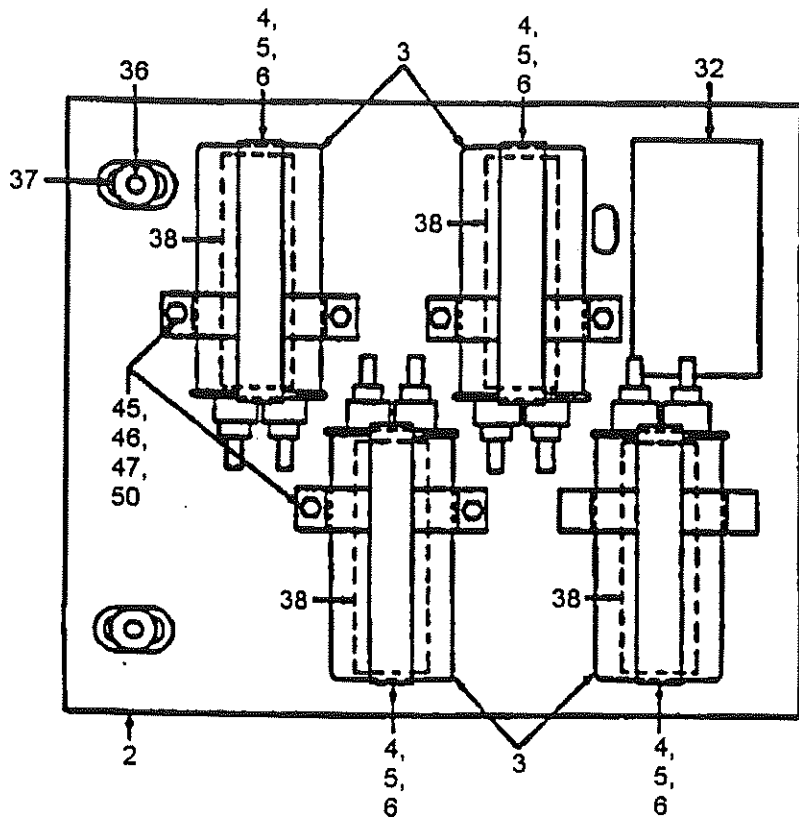
SERVICE PART DRAWING

ITEM NO.	PART NUMBER	DESCRIPTION	QUANTITY	KITS AVAIL
001		PANEL ASSEMBLY	1	
002		.BASE	1	
003	914522	.CAPACITOR. 1.0 MFD	4	
004	914523	.CLAMP	4	
005		..GASKET. 3/4 IN BY 4 IN	4	
006	15605	..CEMENT	1	
007	701368	.RESISTOR. 50 WATT. 10 OHM	2	
008	915190	.RESISTOR. 100 WATT. 10 OHM	2	
009	51383	.MODULE	1	
010	701855	.PULSE TRANSFORMER	1	
011	914397	.TERMINAL BOARD. 6 POLE	1	
012		.INDICATING PLATE	1	
013		.ADAPTER	2	
014	913966	.MODULE	1	
015	914520	..RESISTOR. 1/2 WATT. 82 OHM	1	
016	914521	..RESISTOR. 1/2 WATT. 470 OHM	1	
017	700933	..DIODE	1	
018	701063	..CAPACITOR. 2 MFD. 50 VOLT	1	
019		..LAMP. 3 VOLT	1	
020		..TRANSIPAD. 0.305 IN OD	1	
021		.DECAL	1	
022		.WASHER. 3/8 IN OD. 1/4 IN THK	4	
023	911075	.SCREW. SL HEX HD #10-32 X 7/8	1	
024	2001449	.SCREW. CAPTIVE	2	
025	2002340	.RETAINING WASHER. ALUMINUM	2	
026		.CAP NUT. HEX #10-32. NYLON	1	
027	26276	.WASHER. 1/2" OD. 1/2" THICK	2	
028		.GASKET. 1/4 THK 1 1/4 WD 4 LG	4	
029		.SCREW. SL FIL HD #6-40 5/8 LG	2	
030		.WASHER. #6 NARROW	4	
031	10176	.LOCKWASHER. #6	4	
032		.NUT. HEX. #6-40	4	
033		.SCREW. SL HEX HD #10-32.3/4LG	5	
034	700289	.SCREW. SL HEX HD #10-32. 1 LG	4	
035		.SCREW. SL HEX HD #10-32.1 1/8	1	
036	22048	.WASHER. #10 NARROW	28	
037		.LOCKWASHER. #10	28	
038	12867	.NUT. HEX. #10-32	24	
039		.SCREW. SL HEX HD #10-32.1/2LG	6	
040	913963	.MODULE	1	
041		.CABLE CLAMP. 1/2" ID	1	
042		.SCREW. SL HEX HD #10-32.3/4LG	8	
043		.SCREW. SL HEX HD #10-32.1 1/2	1	
044		.SCREW. SL FIL HD #6-40. 7/8LG	2	

UNIT RIG
 SERVICE PARTS
 LECTRA HAUL/DART

PART NUMBER
 DATE
 SHEET

2002687
 02/09/99
 2 OF 2



UNIT RIG

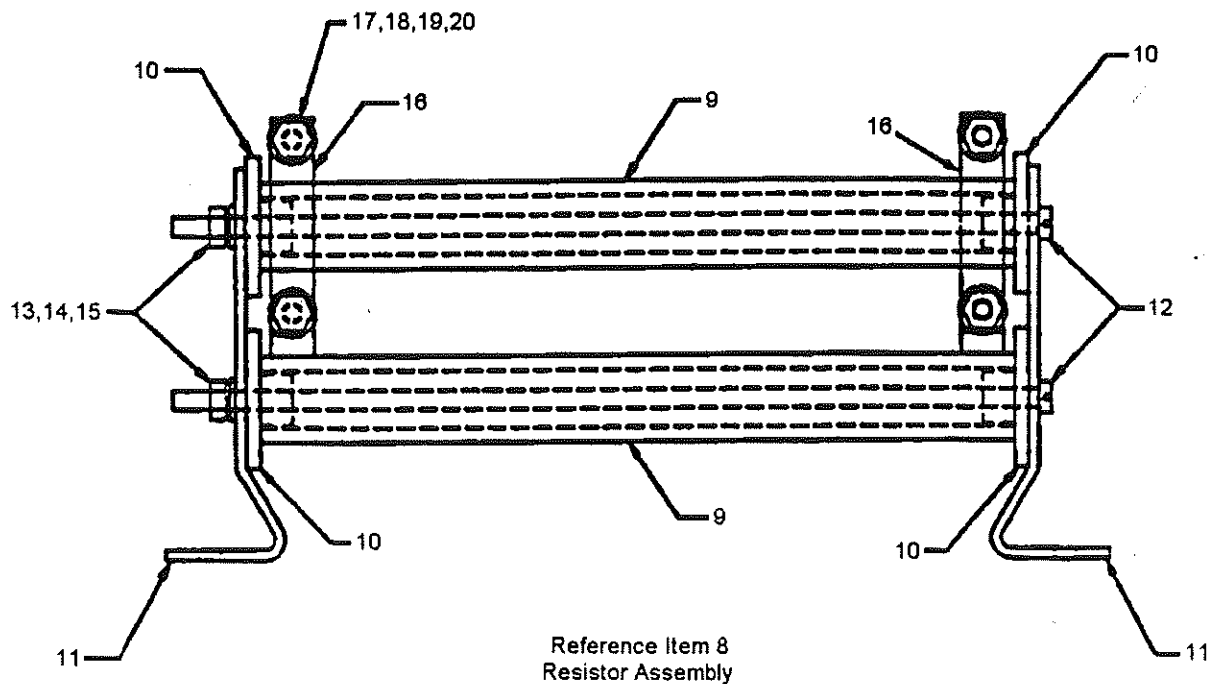
SERVICE PARTS

PANEL 41C663955G2

2002714

02/09/99

SHEET 1 OF 4



UNIT RIG
SERVICE PARTS

PANEL 41C663955G2

2002714

02/09/99

SHEET 2 OF 4

SERVICE PART DRAWING

ITEM NO.	PART NUMBER	DESCRIPTION	QUANTITY	KITS AVAIL
001		PANEL ASSEMBLY	1	
002		.BASE	1	
003	914522	.CAPACITOR, 1.0 MFD	4	
004	914523	.CLAMP	4	
005		.GASKET, 3/4" BY 4"	4	
006	15605	.CEMENT	1	
007	701368	.RESISTOR, 50 WATT, 10 OHM	2	
008		.RESISTOR ASSEMBLY	2	
009	2002400	.RESISTOR, 100 WATT, 24 OHM	2	
010		.SPACER, 1.20" OD	4	
011		.ANGLE SUPPORT	2	
012		.SCREW, SL HEX HD #8-36,7.37L	2	
013	916182	.WASHER, #8	2	
014	18634	.LOCKWASHER, #8	2	
015	3001451	.NUT, HEX, #8-36	2	
016		.CONNECTION STRIP 3"LG .02THK	2	
017	916132	.SCREW, SL FIL HD #6-32,1/2LG	4	
018		.WASHER, #6	8	
019	10176	.LOCKWASHER, #6	4	
020		.NUT, HEX, #6-40	4	
021	701855	.PULSE TRANSFORMER	1	
022	914397	.TERMINAL BOARD, 6 POLE	1	
023		.INDICATING PLATE	1	
024		.ADAPTER	2	
025	913966	.MODULE	1	
026	914520	.RESISTOR, 1/2 WATT, 82 OHM	1	
027	914521	.RESISTOR, 1/2 WATT, 470 OHM	1	
028	700933	.DIODE	1	
029	701063	.CAPACITOR, 2 MFD, 50 VOLT	1	
030		.LAMP, 3 VOLT	1	
031		.TRANSIPAD, 0.305 IN OD	1	
032		.DECAL	1	
033		.CLAMP, CABLE, 1/4" ID	1	
034		.WASHER, 3/8" OD, 1/4" THICK	4	
035	911075	.SCREW, SL HEX HD #10-32,7/8LG	1	
036	2001449	.SCREW, CAPTIVE	2	
037	2002340	.RETAINING WASHER, ALUMINUM	2	
038		.GASKET, 1/4"THK 1 1/4WD 4" LG	4	
039		.SCREW, SL FIL HD #6-40,5/8 LG	2	
040		.WASHER, #6	4	

UNIT RIG
SERVICE PARTS
LECTRA HAUL/DART

PART NUMBER
DATE
SHEET

2002714
02/09/99
3 OF 4

SERVICE PART DRAWING

ITEM NO.	PART NUMBER	DESCRIPTION	QUANTITY	KITS AVAIL
041	10176	.LOCKWASHER, #6	4	
042		.NUT, HEX #6-40	4	
043		.SCREW, SL HEX HD #10-32, 3/4LG	5	
044	700289	.SCREW, SL HEX HD #10-32, 1"LG	4	
045	22048	.WASHER, #10	1	
046		.LOCKWASHER, #10	1	
047	12867	.NUT, HEX #10-32	21	
048		.SCREW, SL HEX HD #10-32, 1/2LG	6	
049	913963	.MODULE	1	
050		.SCREW, SL HEX HD #10-32, 3/4LG	8	
051		.SCREW, SL FIL HD #6-40, 7/8"LG	2	

UNIT RIG
 SERVICE PARTS
 LECTRA HAUL/DART

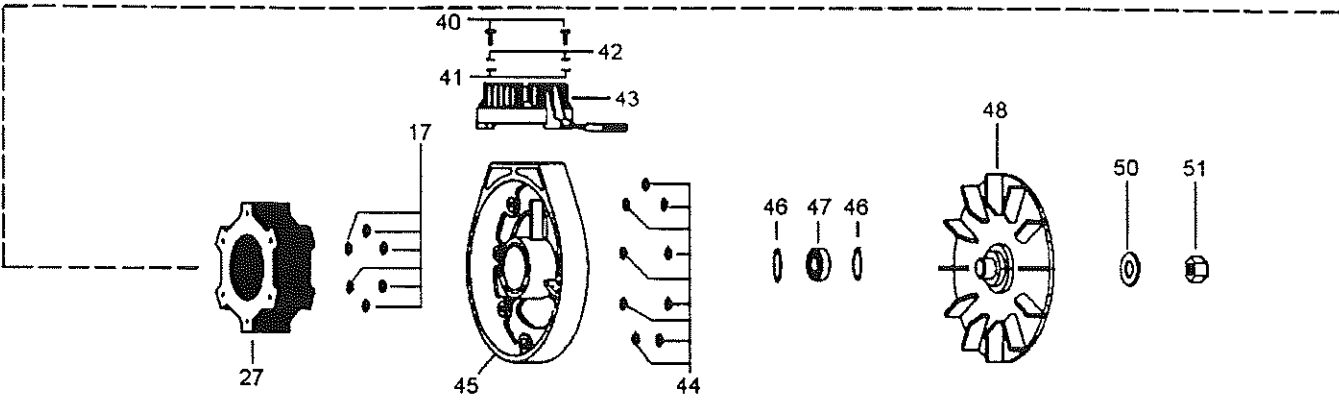
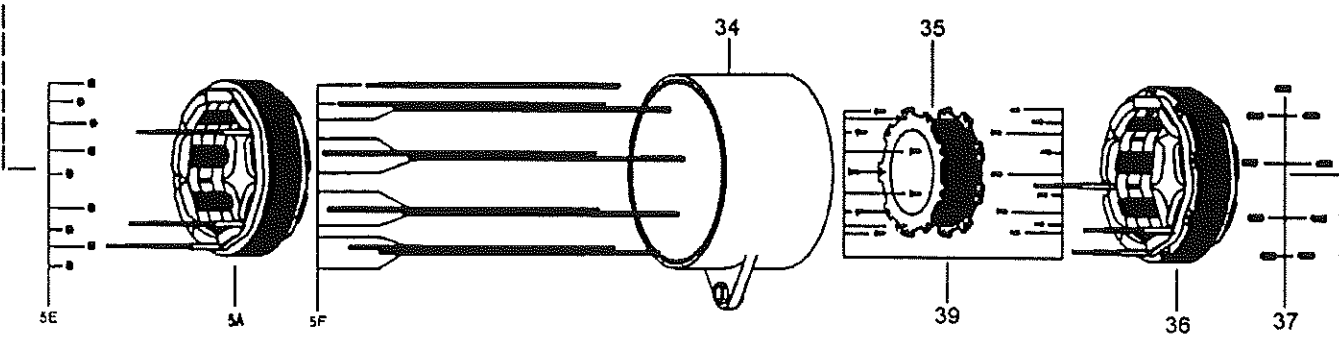
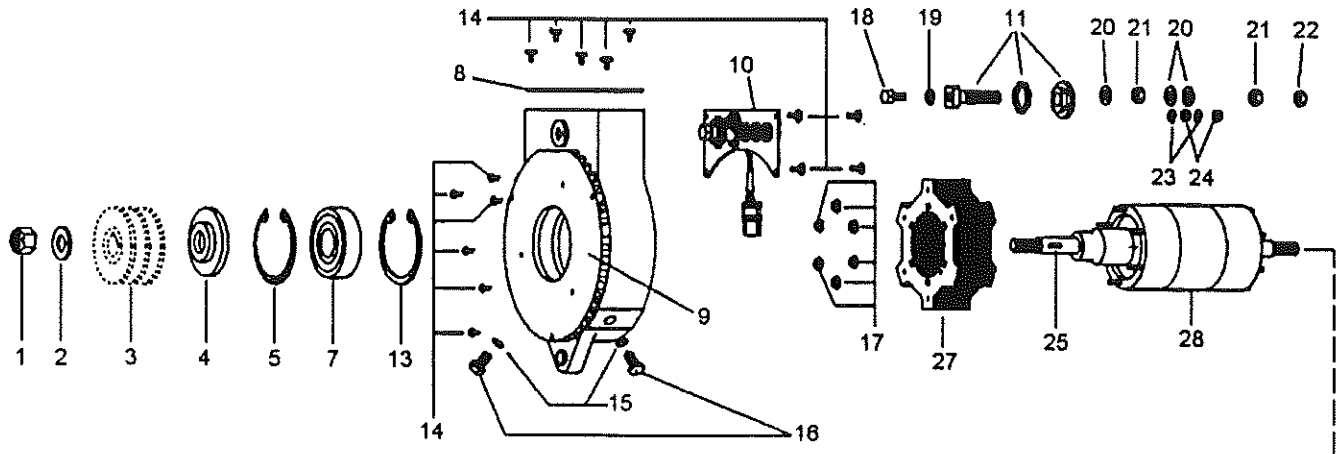
PART NUMBER
 DATE
 SHEET

2002714
 02/09/99
 4 OF 4

()

()

()



UNIT RIG
SERVICE PARTS

ALTERNATOR

2002856

06/04/99

SHEET 1 OF 3

SERVICE PART DRAWING

ITEM NO.	PART NUMBER	PART DESCRIPTION	QUANT.	KITS AVAIL.
1	52388	Locknut (5/8-18UNF-2B)	1	
2		Flatwasher (5/8 x 1-1/8 x 0.9, Blk Oxd.)	1	
3		Pulley	1	
4		Pulley Bushing	1	
5		Retaining Ring	1	
6		Front Housing/Control Unit Assy(NotShown)	1	
7		.Front Bearing	1	
8		.Control Unit Cover	1	
9		.Cover Plate	1	
10	2002854	.Control Unit	1	
11		.B+ Stud Kit	1	
12		.Link (Not Shown)	1	
13		Retaining Ring (Beveled)	1	
14		Locking Pan Head Screw (#8-32 x 3/8)	15	
15		Lockwasher (0.39 x 0.638 x 0.094) S/Steel	2	
16		Bolt (3/8-16UNC x 5/8-2A) Stainless Steel	2	
17		Flanged Nut (#10-32) with Adhesive	12	
18		Hex Head Bolt (5/16-18 x 1/2) S/Steel	1	
19		Lockwasher (0.318 x 0.59 x 0.078) S/Steel	1	
20		Flatwasher (0.52 x 1.0 x 0.06) Copper	3	
21		Brass Nut (1/2-13 UNC)	2	
22		Elastic Stop Nut (1/2-13 UNC)Stainless Steel	1	
23		Flatwasher (0.27 x 0.75 x 0.06) Cadmium Plate	2	
24		Nut (1/4-20 UNC) Stainless Steel	2	
25		Woodruff Key	1	
26		Shaft, Core & Rotor Assy. (Not Shown)	1	
27		.Rotor Assembly	1	
28		.Shaft and Core Assembly	1	
29		.Retaining Ring (Not Shown)	2	
30		Shell, Stator & Field Coil Assy (Not Shown)	1	
31		.Hex Head Nut (#8-32 UNC-2B)	9	
32		.Front Stator	1	
33		.Stud (#8-32 x 8.67)	9	
34		.Shell	1	
35		.Field Coil	1	
36		.Rear Stator	1	
37		.Nut (#8-32 UNC-2B) Steel/Zinc Coated	9	
38		.Tension Bushing (Not Shown) StainlessSteel	1	
39		Pan Head Screw (#6-32 UNF-2A x 3/8)Ssteel	18	
40		Pan Head Screw (#10-32 x 1/2) S/Steel	2	

UNIT RIG
SERVICE PARTS
TEREX MINING

PART NUMBER 2002856
DATE 06/04/99
SHEET 2 OF 3

ITEM NO.	PART NUMBER	PART DESCRIPTION	QUANT.	KITS AVAIL.
41		Flatwasher (0.195 x 0.375 x 0.043) S/Steel	2	
42		Lockwasher (0.196 x 0.33 x 0.48) S/Steel	2	
43	2002855	Regulator	1	
44		Flanged Locknut with Adhesive (#10-32)	18	
45		End Housing Assembly	1	
46		Bearing Seal	2	
47		Rear Bearing	1	
48		Fan Assembly	1	
49		.Fan Guard (Not Shown)	1	
50		Hardened Washer (0.53 x 1.06 x 0.09) Black	1	
51		Locknut (1/2-20 UNF-2B)	1	
52		Stud (#10-32) (Not Shown)	3	
53		Red Insulator (Not Shown)	1	
54		Flatwasher (0.203 x 0.437 x 0.062)Not Shown	3	
55		Spring Washer 0.19 x 0.34 x 0.047 NotShown	2	
56		White Insulator (Not Shown)	1	
57		Insulation Washer (Not Shown)	8	
58		Stator Wedge (Not Shown)	4	
59		Locking Hex Head Screw (Not Shown)	1	
60		Brass Jam Nut (1/4-28 UNF-2B)(Not Shown)	6	

UNIT RIG
SERVICE PARTS
TEREX MINING

PART NUMBER 2002856
DATE 06/04/99
SHEET 3 OF 3

