

## SECTION 12 - SERVICE PARTS

DESCRIPTION	DRAWING NUMBER
1 Gallon Accumulator, Piston	56297
15 Gallon Accumulator, Piston	55506
2 Element Light, Amber	703052
2 Injector Lubrication Assembly	19646
24 Volt Vacuum Cleaner	85064A
3 Injector Lubrication Assembly	23884
4 Injector Lubrication Assembly	18744
Accumulator, Piston 1 Gallon	56297
Accumulator, Piston 15 Gallon	55506
AFSE Static Exciter Panel	55289
AFSE Static Exciter Panel	56267
Air Cleaner Assembly	55397
Airless P1 Contactor with Interlock	55537
Alternating Current Filter Assembly	80862A
Alternator	2002856
Alternator	56123
Amber 2 Element Light	703052
Amber Clearance Light	18858
Anti-Noise Kit, Steering Column	2001987
Back-Up/Flood Light Assembly	52741
Bent Windshield Glass	84181A
Blower Motor, Grid	55554
Brake Caliper Assembly, Front	55890
Brake Caliper Assembly, Rear	55303
Brake Head Assembly, Park	53455
Brake Manifold Assembly	84767A
Brake Valve Assembly	55294
Brake Valve Assembly	83954A
Card Rack Panel Assembly	A83567C
Cartridge Valve Plug	56082
Cartridge Valve, Check	55915
Cartridge Valve, Relief	55914
Cartridge Valve, Solenoid	55918
Cartridge Valve, Solenoid	55984
Cartridge Valve, Solenoid	56081
Cartridge, Check Valve	55644
Cartridge, Check Valve	55647
Cartridge, Check Valve	55657

**DESCRIPTION****DRAWING NUMBER**

Cartridge, Flow Control	56132
Cartridge, Manual Valve	55656
Center Dash Configuration	83553B
Check Cartridge Valve	55915
Check Valve Cartridge	55644
Check Valve Cartridge	55647
Check Valve Cartridge	55657
Clamp Assembly, Support	84211B
Clamp Assembly, Support	84211C
Clamp Assembly, Support	84211E
Clamp Assembly, Support	84211G
Clamp Assembly, Support	84211H
Clamp Assembly, Support	84211J
Clamp Assembly, Support	84211M
Clamp Assembly, Support	84211N
Clamp Assembly, Support	84211P
Clamp Assembly, Support	84211X
Cleaner, Vacuum	55818
Cleaner, Vacuum 24 Volt	85064A
Clearance Light, Amber	18858
Clearance Light, Red	18857
Column Assembly, Steering	55788
Column, Steering	83456A
Contactora with Interlock	51339
Contactora with Interlock	51933
Contactora with Interlock Airless P1	55537
Contactora without Interlock	16825
Contactora without Interlock	52734
Contactora, Reverser	55538
Cylinder, Hydraulic	80052E
Cylinder, Steering	84092E
Dash Configuration, Center	83553B
Diesel Engine 16V4000	84942B
Display, Event	83568A
Door Assembly, Left Hand	85081C
Door Assembly, Right Hand	85081E
Door Fixed Glass	84736A
Door Slider Window, Left Hand	84568C
Door Slider Window, Right Hand	84568E
Drive Shaft Assembly	84202E
Driver Seat Assembly	83955U

**DESCRIPTION****DRAWING NUMBER**

Dump Valve Assembly	55565
Electronic Pedal	56153
Electronic Pedal Assembly	53490
Electronic Throttle	83461B
Engine, Diesel 16V4000	84942B
Event Display	83568A
Filter Assembly, Alternating Current	80862A
Filter Assembly, Hydraulic	28826
Filter, Hydraulic Pressure	55585
Filter, Spin On	55893
Flood/Back-Up Light Assembly	52741
Flow Control Cartridge	56132
Front Brake Caliper Assembly	55890
Front Suspension	55895
Fuel Gauge	83484C
Fuel Transmitter	55584
Gap Hider Kit, Steering Column	2001986
Gauge, Fuel	83484C
Gauge, Oil Pressure	83486B
Gauge, Speedometer (24 Vdc with Odometer)	83378B
Gauge, Tachometer (For mag pick-up, Statex III)	83378H
Gauge, Voltmeter	83484A
Gauge, Water Temperature	83485A
Glass, Bent Windshield	84181A
Glass, Door Fixed	84736A
Glass, Rear	84572B
Grease Pump, Hydraulic - Rotary Driven	56341
Grid Blower Motor	55554
Headlight Assembly	51675
Hydraulic Cylinder	80052E
Hydraulic Filter Assembly	28826
Hydraulic Grease Pump, Rotary Driven	56341
Hydraulic Pressure Filter	55585
Indicator Light	83340A
Indicator Light	83340B
Interlock	916124
Isoamp Current Panel	78555A
Key Lock Switch	27647
Left Hand Door Assembly	85081C
Left Hand Door Slider Window	84568C
Lever Switch	56265

**DESCRIPTION****DRAWING NUMBER**

Light - Amber, Clearance	18858
Light - Red, Clearance	18857
Light Assembly, Flood/Back-Up	52741
Light Assembly, Head	51675
Light, 2 Element - Amber	703052
Light, Indicator	83340A
Light, Indicator	83340B
Lighted Lever Switch	53896
Lubrication Assembly, Four Injector	18744
Lubrication Assembly, Three Injector	23884
Lubrication Assembly, Two Injector	19646
Manifold Assembly, Brake	84767A
Manifold Assembly, Steering	84635B
Manual Valve Cartridge	55656
MFSE Static Exciter Panel	55290
Module, Volt Measuring	78568A
Motor Driven Pump Assembly	51049
Oil Pressure Gauge	83486B
Panel	915387
Panel 17FM532A1	2001212
Panel 41C663955G1	2002687
Panel 41C663955G2	2002714
Panel Assembly, Card Rack	A83567C
Panel Assembly, Resistor	80733A
Panel, Isoamp Current	78555A
Panel, Rectifier 17FM528A1	52577
Panel, Resistor	51722
Panel, Static Exciter AFSE	55289
Panel, Static Exciter AFSE	56267
Panel, Static Exciter MFSE	55290
Park Brake Head Assembly	53455
Pedal Assembly, Electronic	53490
Pedal, Electronic	56153
Pilot Control Valve	55561
Pilot Relief Valve Assembly	1004472
Plug Kit	53868
Plug, Cartridge Valve	56082
Pressure Gauge, Oil	83486B
Pump Assembly, Motor Driven	51049
Pump Assembly, Steering	55507
Pump, Hydraulic Grease Pump - Rotary Driven	56341

**DESCRIPTION****DRAWING NUMBER**


Pump, Tandem Gear	56090
Pushbutton Switch	53904
Pushbutton Switch	55756
Radiator Assembly	84909B
Rear Brake Caliper Assembly	55303
Rear Glass	84572B
Rear Suspension	55896
Rectifier Panel 17FM528A1	52577
Red Clearance Light	18857
Relay	16831
Relief Cartridge Valve	55914
Resistor Panel Assembly	80733A
Resistor Panel	51722
Reverser Contactor	55538
Right Hand Door Assembly	85081E
Right Hand Door Slider Window	84568E
Rod and Pawl Kit, Steering Column	2001988
Rotary Driven Hydraulic Grease Pump	56341
Seat Assembly, Driver	83955U
Selector Switch Assembly	20379
Shaft Assembly, Drive	84202E
Solenoid Cartridge Valve	55918
Solenoid Cartridge Valve	55984
Solenoid Cartridge Valve	56081
Solenoid Valve Assembly	56074
Speedometer Gauge (24 Vdc with Odometer)	83378B
Spin On Filter	55893
Static Exciter Panel AFSE	55289
Static Exciter Panel AFSE	56267
Static Exciter Panel, MFSE	55290
Steering Column	83456A
Steering Column Anti-Noise Kit	2001987
Steering Column Assembly	55788
Steering Column Gap Hider Kit	2001986
Steering Column Rod and Pawl Kit	2001988
Steering Column Tilt Bolt Kit	2001990
Steering Column Tilt Lever Kit	2001991
Steering Column Tilt Stop Kit	2001992
Steering Column Trough Cover Kit	2001989
Steering Column Turn Signal Kit	2001993
Steering Column U-Joint Kit	2001996

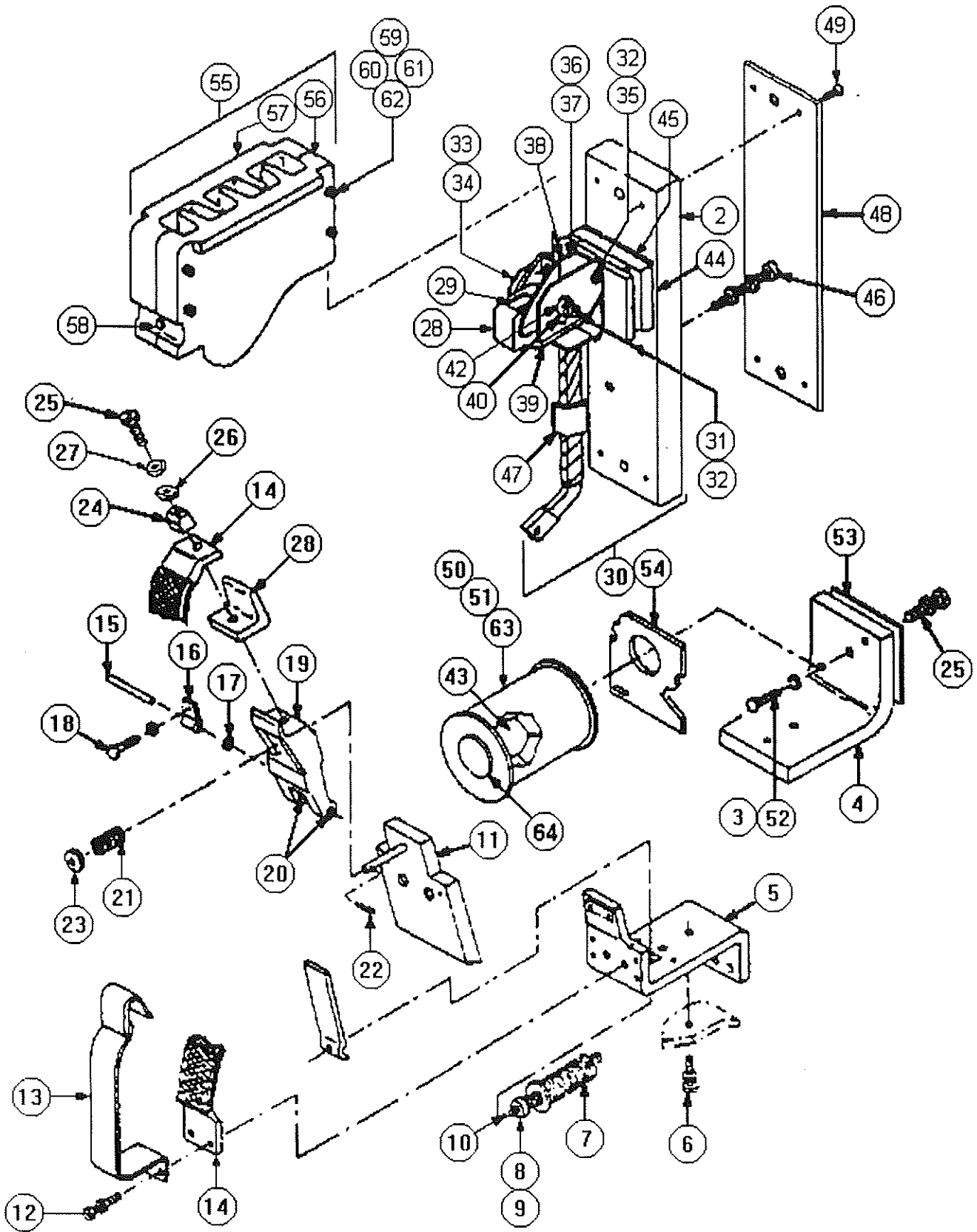
**DESCRIPTION****DRAWING NUMBER**

Steering Column Upper/Lower Cover Kit	2001994
Steering Column Wire Harness Kit	2001995
Steering Cylinder	84092E
Steering Flow Amplifier Valve	55450
Steering Manifold Assembly	84635B
Steering Pump Assembly	55507
Steering Valve Assembly	55445
Support Clamp Assembly	84211B
Support Clamp Assembly	84211C
Support Clamp Assembly	84211E
Support Clamp Assembly	84211G
Support Clamp Assembly	84211H
Support Clamp Assembly	84211J
Support Clamp Assembly	84211M
Support Clamp Assembly	84211N
Support Clamp Assembly	84211P
Support Clamp Assembly	84211X
Suspension, Front	55895
Suspension, Rear	55896
Switch Assembly, Selector	20379
Switch, Key Lock	27647
Switch, Lever	56265
Switch, Lighted Lever	53896
Switch, Pushbutton	53904
Switch, Pushbutton	55756
Tachometer Gauge (For mag pick-up, Statex III)	83378H
Tandem Gear Pump	56090
Temperature Gauge, Water	83485A
Throttle, Electronic	83461B
Tilt Bolt Kit, Steering Column	2001990
Tilt Lever Kit, Steering Column	2001991
Tilt Stop Kit, Steering Column	2001992
Transmitter, Fuel	55584
Trough Cover Kit, Steering Column	2001989
Turn Signal Kit, Steering Column	2001993
U-Joint Kit, Steering Column	2001996
Upper/Lower Cover Kit, Steering Column	2001994
Vacuum Cleaner	55818
Vacuum Cleaner 24 Volt	85064A
Valve Assembly, Brake	55294
Valve Assembly, Brake	83954A

**DESCRIPTION****DRAWING NUMBER**

Valve Assembly, Dump	55565
Valve Assembly, Pilot Relief	1004472
Valve Assembly, Solenoid	56074
Valve Assembly, Steering	55445
Valve Cartridge, Check	55644
Valve Cartridge, Check	55647
Valve Cartridge, Check	55657
Valve Cartridge, Manual	55656
Valve Kit, Vent	55563
Valve Plug, Cartridge	56082
Valve, Check Cartridge	55915
Valve, Pilot Control	55561
Valve, Relief Cartridge	55914
Valve, Solenoid Cartridge	55918
Valve, Solenoid Cartridge	55984
Valve, Solenoid Cartridge	56081
Valve, Steering Flow Amplifier	55450
Vent Valve Kit	55563
Volt Measuring Module	78568A
Voltmeter Gauge	83484A
Water Temperature Gauge	83485A
Wheelmotor Assembly	82225M
Window, Door - Slider Left Hand	84568C
Window, Door - Slider Right Hand	84568E
Windshield Glass, Bent	84181A
Wire Harness Kit, Steering Column	2001995





UNIT RIG  
SERVICE PARTS

CONTACTOR  
WITHOUT  
INTERLOCK

16825

04/22/97

SHEET 1 OF 3

## SERVICE PART DRAWING

ITEM NO.	PART NUMBER	DESCRIPTION	QUANTITY	KITS AVAIL
001		CONTACTOR W/O POSITION SENSOR	1	
002	912087	.BASE	1	
003		.SCREW W/LOCKWASHER 8-36 X 1/2	1	
004		.FRAME, MAGNET	1	
005	701556	.STOP	1	
006	701535	.SCREW W/LKWASHER 1/4-20 X 3/4	2	
007	900093	.SPRING WITH PLUG	1	
008	701466	.LOCKWASHER 1/4 INTERNAL TOOTH	1	
009	12867	.NUT, HEX, NO 10-32	2	
010	911097	.CALIBRATING SCREW, 2 7/16 LG	1	
011	2000678	.ARMATURE ASSEMBLY	1	
012	911126	.SCREW W/LKWASHER 5/16 X 5/8	2	
013	911080	.HORN WITH SPRING	1	
014	900096	.SHUNT, FLEXIBLE	1	
015	901213	.PIN, 5/16 DIA 2 7/8 LG STNSTL	1	
016	901214	.CLAMP	2	
017	701461	.WASHER, 5/16 IN, BRASS	2	
018	911123	.SCREW W/LKWASHER 10-32 X 1/2	4	
019	901216	.ARM	1	
020	911649	.BUSHING, PLAIN 0.3135 IN ID	2	
021	900094	.SPRING	1	
022		.COTTER PIN, 3/32 DIA, 1/2 LG	1	
023	901215	.SEAT, SPRING	1	
024	900097	.ARCING HORN	1	
025	23930	.SCREW, HX SOC HD 5/16 X 1 1/4	2	
026	10163	.WASHER, 5/16 IN (NARROW)	6	
027	10179	.LOCKWASHER, 5/16 IN	2	
028	900095	.CONTACT TIP	2	
029	911116	.ARCING HORN	1	
030	900098	.BLOWOUT COIL W/CONTACT SUPORT	1	
031		.SCREW, SL FIL HD 10-32 X 1/2	2	
032	28537	.LOCKWASHER, NO 10	3	
033	911101	.POLE PIECE	1	
034	911102	.POLE PIECE	1	
035	700673	.SCREW, SL FIL HD 10-32 X 3"	1	
036	700151	.INSULATION TUBE, 0.546" LONG	2	
037	700151	.INSULATION TUBE, 0.546" LONG	1	
038	911072	.INSULATION TUBE, 2.230" LONG	1	
039	911165	.SHIELD, 0.060 IN. THICK	2	
040	2000832	.INSULATION TUBE, 2.227" LONG	1	
042	701377	.CORE, BLOWOUT COIL	1	
043	701378	.CORE, MAGNET	1	
044	700152	.INSULATION, 2 1/4" LONG	1	
045		.SCREW W/LKWASHER 5/16, 1 1/4	4	
046	701536	.SCREW W/LKWASHER 3/8, 1 1/4	1	
047		.SCREW, SL RD HD 8-15 X 1 1/4	1	
048	912088	.SHIELD	1	
049	701531	.SCREW, SL FL HD 6-20 X 3/8	2	
050	911122	.SCREW W/LKWASHER 10-32 X 3/8	4	

UNIT RIG  
SERVICE PARTS  
LECTRA HAUL/DART

PART NUMBER  
DATE  
SHEET

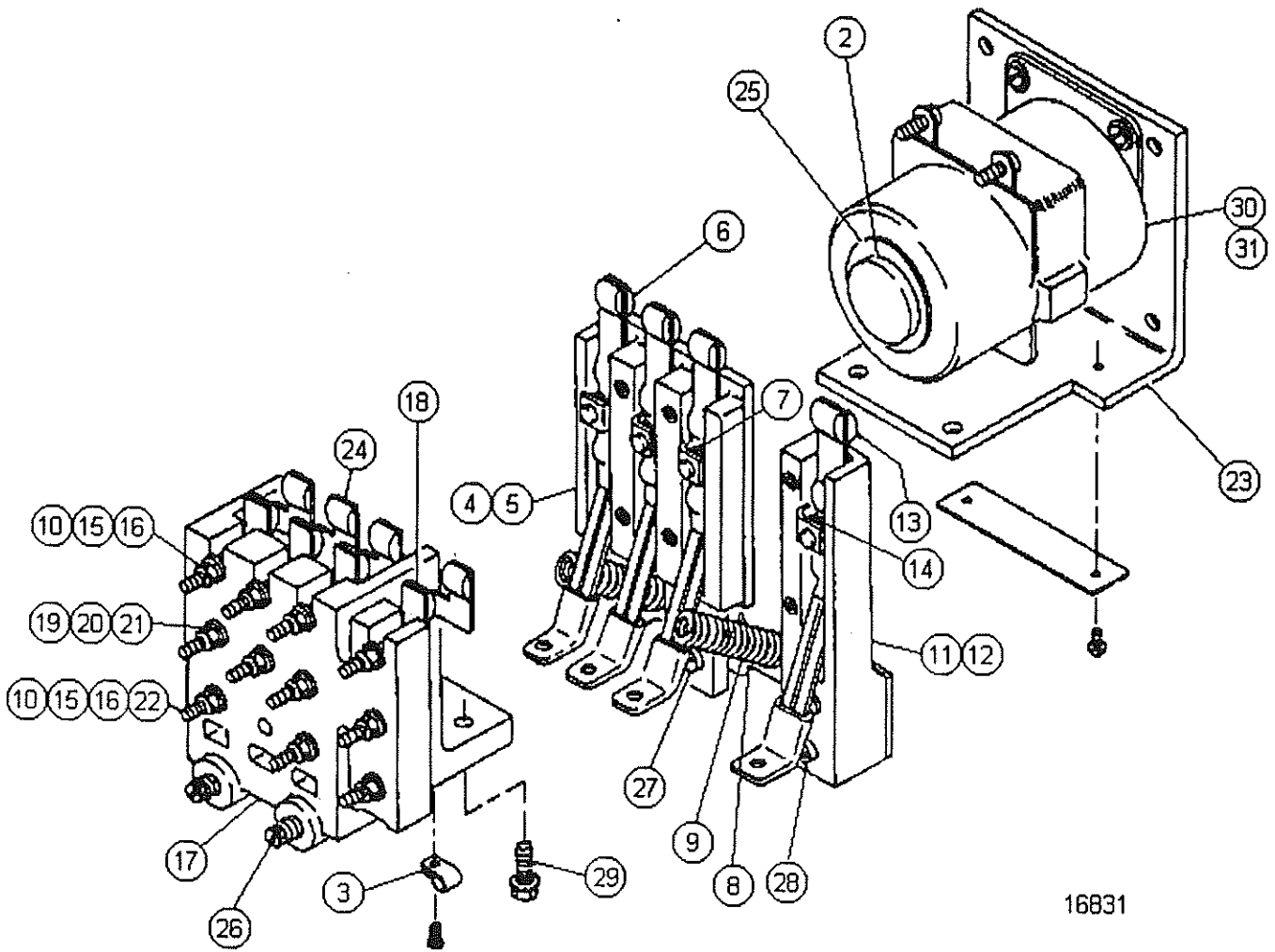
16825  
04/22/97  
2 OF 3

# SERVICE PART DRAWING

ITEM NO.	PART NUMBER	DESCRIPTION	QUANTITY	KITS AVAIL
051	22048	..WASHER, NO 10 (NARROW)	4	
052	916182	..WASHER, NO 8	1	
053	701450	..SHIM, 0.035" THICK	1	
054	701452	..LOCKING PLATE	1	
055	900091	..ARC CHUTE	1	
056	915112	...SIDE, ARC CHUTE	1	
057	915113	...SIDE, ARC CHUTE	1	
058	911033	...PIN	2	
059		...SCREW, SL HX HD 10-32 2 1/4	4	
060	22048	...WASHER, NO 10 (NARROW)	8	
061	28537	...LOCKWASHER, NO 10	4	
062	12867	...NUT, HEX, NO 10-32	4	
063	900092	..COIL, OPERATING	1	
064	2000681	..SPRING WASHER, 1.40 ID, ZC	1	

UNIT RIG  
 SERVICE PARTS  
 LECTRA HAUL/DART

PART NUMBER 16825  
 DATE 04/22/97  
 SHEET 3 OF 3



16831



UNIT RIG  
SERVICE PARTS

RELAY

16831

04/21/95

SHEET 1 OF 2

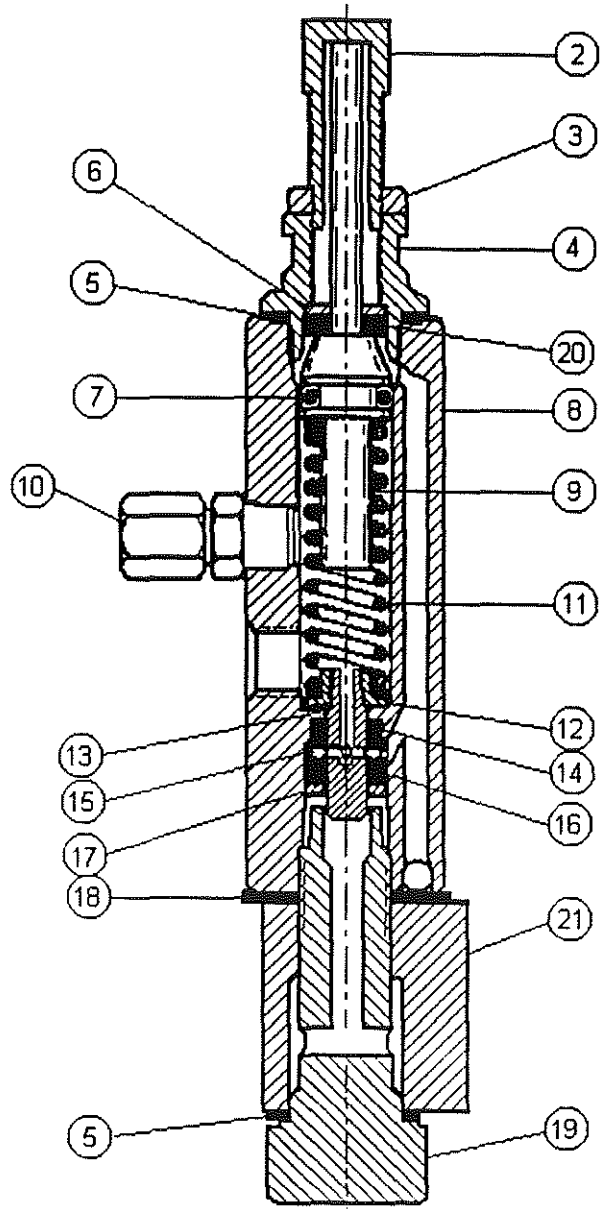
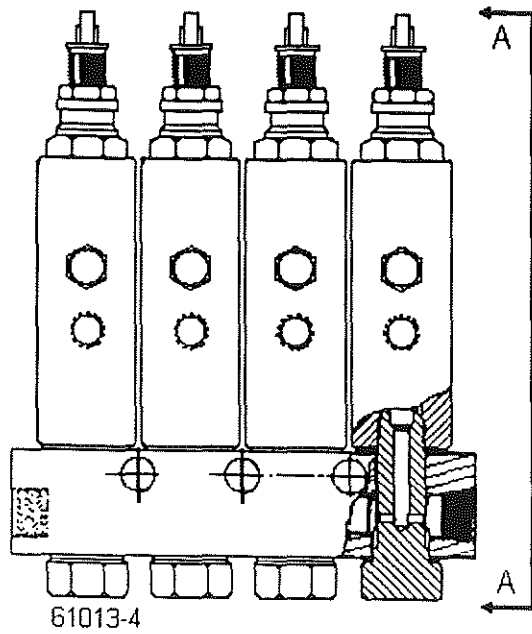
# SERVICE PART DRAWING

ITEM NO.	PART NUMBER	DESCRIPTION	QUANTITY	KITS AVAIL
001		RELAY	1	
002	700597	.CORE	1	
003		.CLAMP	1	
004		.ARMATURE	1	
005	901881	.ARMATURE	1	
006	900135	.FINGER WITH TIPS AND SHUNT	3	90084
007	<del>900136</del>	.SPRING	3	
008	911128	.SPRING SEAT	1	
009	900139	.SPRING	2	
010	28537	.LOCKWASHER, NO 10	4	
011		.FINGER	1	
012	901883	.BASE	1	
013	900135	.FINGER WITH TIPS AND SHUNT	1	
014	900136	.SPRING	1	
015	22048	.WASHER, FLAT, NO 10, ZINC PL	4	
016	12867	.NUT, HEX, NO 10-32, ZINC PL	4	
017	915390	.SUPPORT	1	
018	<del>900138</del>	.CONTACT, 1 5/16 IN OFFSET	4	
019	22048	.WASHER, FLAT, NO 10, ZINC PL	8	
020	28537	.LOCKWASHER, NO 10	8	
021	12867	.NUT, HEX, NO 10-32, ZINC PL	8	
022	911075	.SCREW, SL HX HD, 10-32 X 7/8	4	
023	911136	.MAGNET FRAME	1	
024	900137	.CONTACT, 1/2 IN OFFSET	4	
025	901880	.WASHER, SPRING	1	
026	53893	.SCREW W/WASHERS, 10-32 X 3/8	2	
027	911122	.SCREW W/LKWASHER, 10-32 X 3/8	2	
028		.SCREW WITH WASHERS	2	
029		.SCREW W/WASHERS, 1/4-20 X 3/4	2	
030		.BOLT, SL HX HD, 5/16-18 X 3/4	1	
031	900134	.COIL, OPERATING	1	

UNIT RIG  
 SERVICE PARTS  
 LECTRA HAUL/DART

PART NUMBER  
 DATE  
 SHEET

16831  
 04/21/95  
 2 OF 2



VIEW "A"

61013



UNIT RIG

SERVICE PARTS

LUBRICATION ASSEMBLY,  
FOUR INJECTOR

18744

04/26/95

SHEET 1 OF 2

# SERVICE PART DRAWING

ITEM NO.	PART NUMBER	DESCRIPTION	QUANTITY	KITS AVAIL
K1	916237	KIT, INJECTOR REPAIR	4	
K2	916238	KIT, SOFT PARTS	4	
001	1028469	..INJECTOR ASSEMBLY	4	
002	1013506	..ADJUSTING SCREW	1	
003	1013507	..LOCKNUT	1	
004		..PISTON STOP PLUG	1	
005		..GASKET	2	K1
006		..WASHER	1	K1
007		..VITON O-RING	1	K1, K2
008		..INJECTOR BODY ASSEMBLY	1	
009		..PISTON ASSEMBLY	1	K1
010	1004509	..FITTING ASSEMBLY	1	
011		..PLUNGER SPRING	1	K1
012		..SPRING SEAT	1	K1
013		..PLUNGER	1	K1
014		..VITON PACKING	1	K1, K2
015		..INLET DISC	1	K1
016		..VITON PACKING	1	K1, K2
017		..WASHER	1	K1
018	1020255	..GASKET	1	
019		..ADAPTER BOLT	1	
020		..VITON PACKING	1	K1, K2
021		..MANIFOLD - FOUR INJECTOR	1	

UNIT RIG  
 SERVICE PARTS  
 LECTRA HAUL/DART

PART NUMBER  
 DATE  
 SHEET

18744  
 04/26/95  
 2 OF 2

SERVICE PART DRAWING

ITEM NO.	PART NUMBER	DESCRIPTION	QUANTITY	KITS AVAIL
001	1011594	SEALED BULB (ONLY)	1	



UNIT RIG  
SERVICE PARTS

CLEARANCE LIGHT  
RED

18857

01/25/96

SHEET 1 OF 1

## SERVICE PART DRAWING

ITEM NO.	PART NUMBER	DESCRIPTION	QUANTITY	KITS AVAIL
001	2001491	SEALED BULB (ONLY)	1	



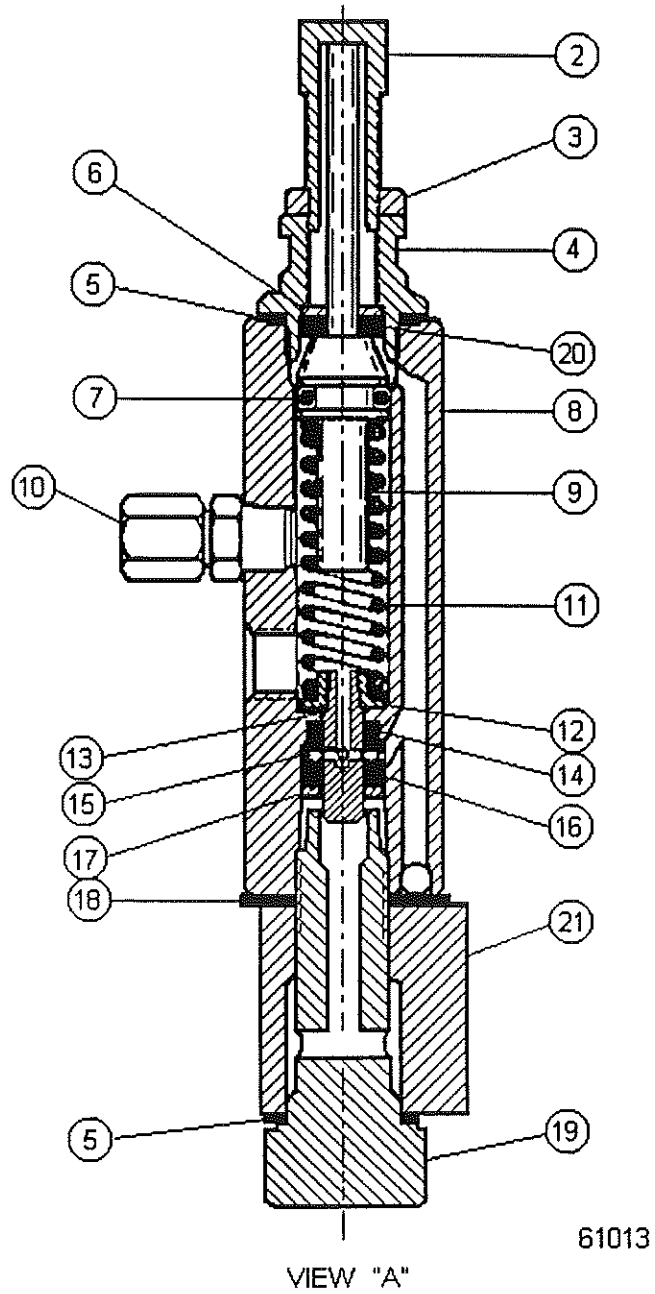
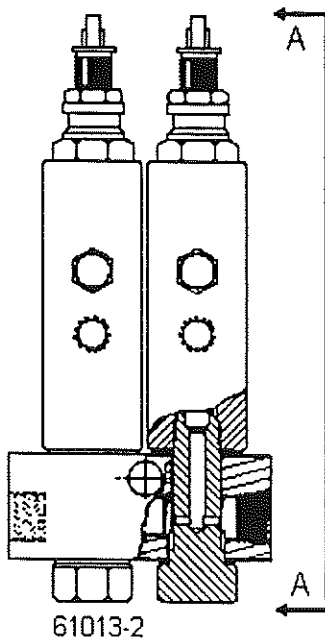
UNIT RIG  
SERVICE PARTS

CLEARANCE LIGHT  
AMBER

18858

01/25/96

SHEET 1 OF 1



UNIT RIG  
SERVICE PARTS

LUBRICATION ASSEMBLY,  
TWO INJECTOR

19646

04/26/95

SHEET 1 OF 2

# SERVICE PART DRAWING

ITEM NO.	PART NUMBER	DESCRIPTION	QUANTITY	KITS AVAIL
K1	916237	KIT, INJECTOR REPAIR	2	
K2	916238	KIT, SOFT PARTS	2	
001	1028469	.INJECTOR ASSEMBLY	2	
002	1013506	..ADJUSTING SCREW	1	
003	1013507	..LOCKNUT	1	
004		..PISTON STOP PLUG	1	
005		..GASKET	2	K1
006		..WASHER	1	K1
007		..VITON O-RING	1	K1, K2
008		..INJECTOR BODY ASSEMBLY	1	
009		..PISTON ASSEMBLY	1	K1
010	1004509	..FITTING ASSEMBLY	1	
011		..PLUNGER SPRING	1	K1
012		..SPRING SEAT	1	K1
013		..PLUNGER	1	K1
014		..VITON PACKING	1	K1, K2
015		..INLET DISC	1	K1
016		..VITON PACKING	1	K1, K2
017		..WASHER	1	K1
018	1020255	..GASKET	1	
019		..ADAPTER BOLT	1	
020		..VITON PACKING	1	K1, K2
021		..MANIFOLD - TWO INJECTOR	1	

UNIT RIG  
 SERVICE PARTS  
 LECTRA HAUL/DART

PART NUMBER  
 DATE  
 SHEET

19646  
 04/26/95  
 2 OF 2



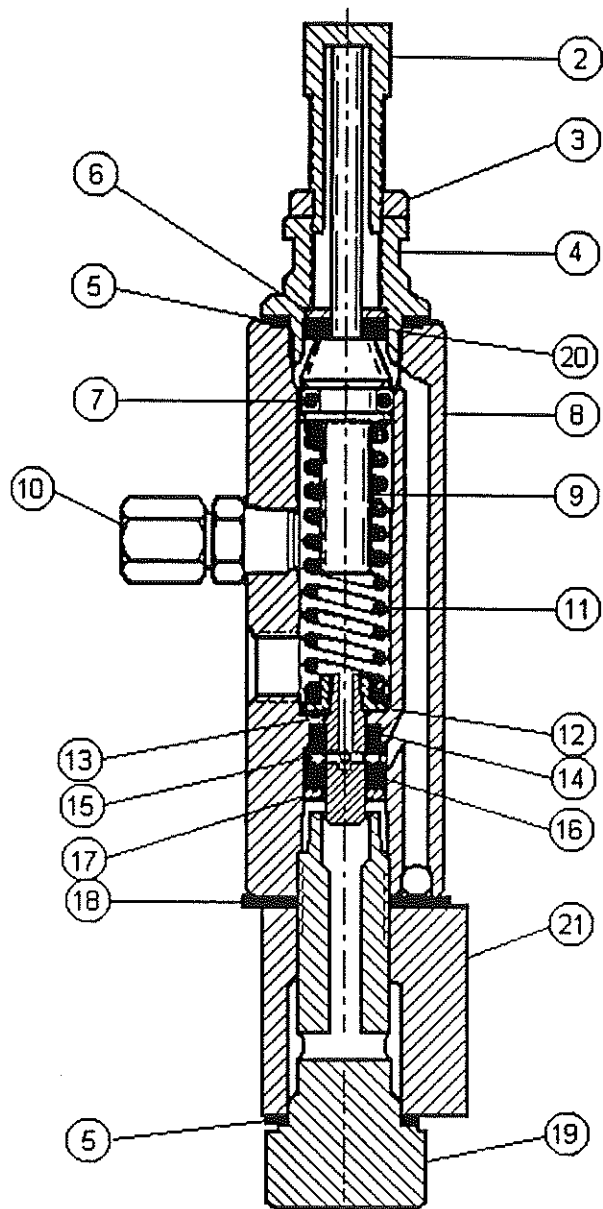
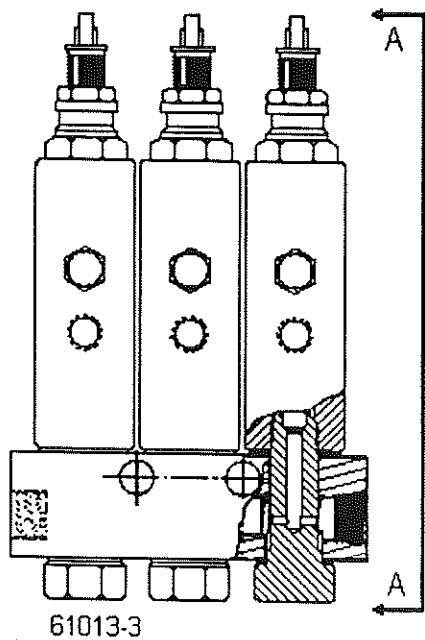
# SERVICE PART DRAWING

ITEM NO.	PART NUMBER	DESCRIPTION	QUANTITY	KITS AVAIL
001		.SCREW	3	
002		.ESCUTCHEON	1	
003		.SCREW, COVER RETAINING	1	
004		.COVER, END	1	
005		.COVER, SIDE	1	
006		.SCREW	2	
007		.WASHER, LOCK	2	
008		.CONTACTS & SUPPORT ASSY FIXED	1	
009		.BOLT, TIE	2	
010		.WASHER, LOCK	2	
011		.FRAME	1	
012		.NUT, ADJUSTING	1	
013	900614	.SPRING, IDENT	1	
014		.WHEEL, IDENT	1	
015		.WASHER, SPRING	1	
016		.SHAFT	1	
017		.ROLLER ARM & ROLLER ASSEMBLY	1	
018		.RING, SNAP	1	
019		.WASHER, FLAT	1	
020		.ROLLER, ARM	1	
021		.REAR SUPPORT, BARRIER/CONTACT	1	
022	701144	.CONTACTS	2	
023	901265	.BARRIER	1	
024		.INTERMEDIATE BARRIER/CONTACTS	4	
025		.CAM "A"	1	
026		.CAM "B"	1	
027		.CAM "C"	1	
028	701144	.CONTACTS	2	
029		.SUPPORT, FRONT	1	

UNIT RIG  
 SERVICE PARTS  
 LECTRA HAUL/DART

PART NUMBER  
 DATE  
 SHEET

20379  
 06/28/95  
 2 OF 2



VIEW "A"

61013



UNIT RIG  
SERVICE PARTS

LUBRICATION ASSEMBLY,  
THREE INJECTOR

23884

04/26/95

SHEET 1 OF 2

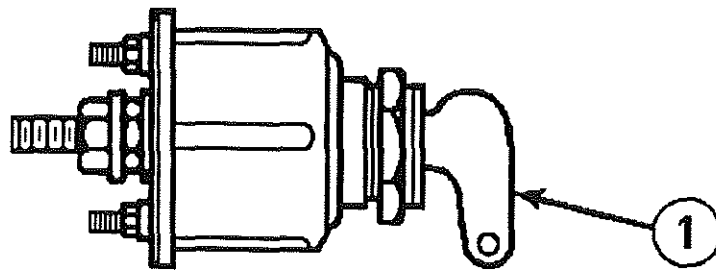
# SERVICE PART DRAWING

ITEM NO.	PART NUMBER	DESCRIPTION	QUANTITY	KITS AVAIL
K1	916237	KIT, INJECTOR REPAIR	3	
K2	916238	KIT, SOFT PARTS	3	
001	1028469	..INJECTOR ASSEMBLY	3	
002	1013506	..ADJUSTING SCREW	1	
003	1013507	..LOCKNUT	1	
004		..PISTON STOP PLUG	1	
005		..GASKET	2	K1
006		..WASHER	1	K1
007		..VITON O-RING	1	K1, K2
008		..INJECTOR BODY ASSEMBLY	1	
009		..PISTON ASSEMBLY	1	K1
010	1004509	..FITTING ASSEMBLY	1	
011		..PLUNGER SPRING	1	K1
012		..SPRING SEAT	1	K1
013		..PLUNGER	1	K1
014		..VITON PACKING	1	K1, K2
015		..INLET DISC	1	K1
016		..VITON PACKING	1	K1, K2
017		..WASHER	1	K1
018	1020255	..GASKET	1	
019		..ADAPTER BOLT	1	
020		..VITON PACKING	1	K1, K2
021		..MANIFOLD - THREE INJECTOR	1	

UNIT RIG  
 SERVICE PARTS  
 LECTRA HAUL/DART

PART NUMBER  
 DATE  
 SHEET

23884  
 04/26/95  
 2 OF 2



27647



UNIT RIG

SERVICE PARTS

KEY LOCK SWITCH

27647

06/28/95

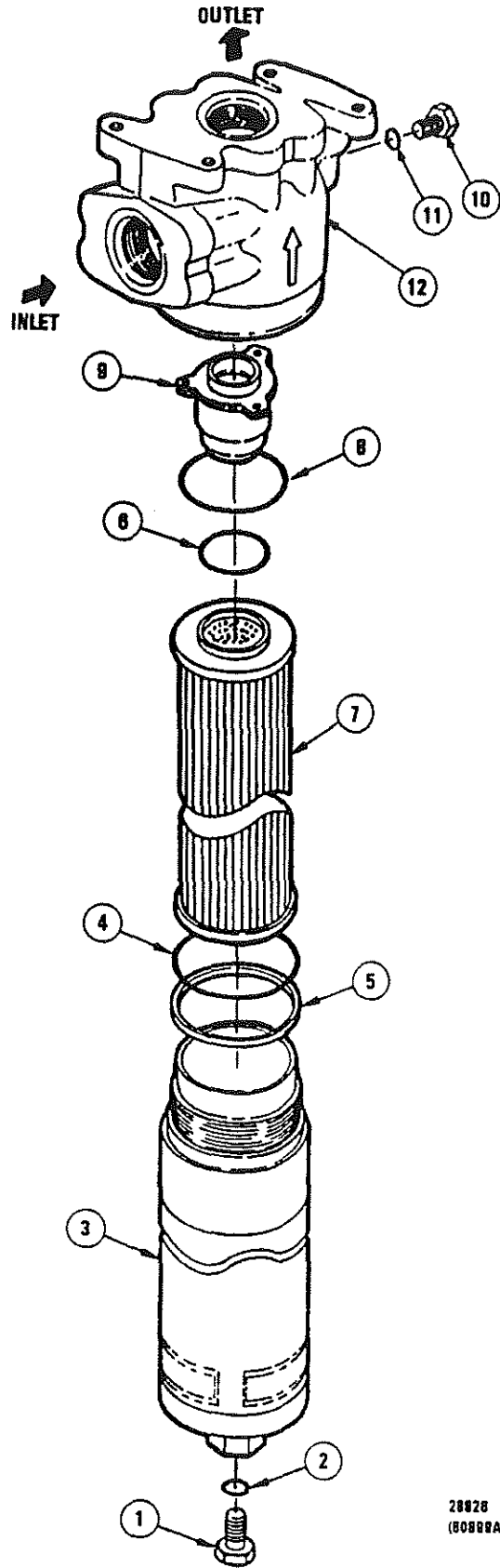
SHEET 1 OF 2

SERVICE PART DRAWING

ITEM NO.	PART NUMBER	DESCRIPTION	QUANTITY	KITS AVAIL
001	915582	KEY	1	-

UNIT RIG  
SERVICE PARTS  
LECTRA HAUL/DART

PART NUMBER 27647  
DATE 06/28/95  
SHEET 2 OF 2



28826  
(80888A)



UNIT RIG  
SERVICE PARTS

HYDRAULIC FILTER  
ASSEMBLY

28826

06/28/95

SHEET 1 OF 2

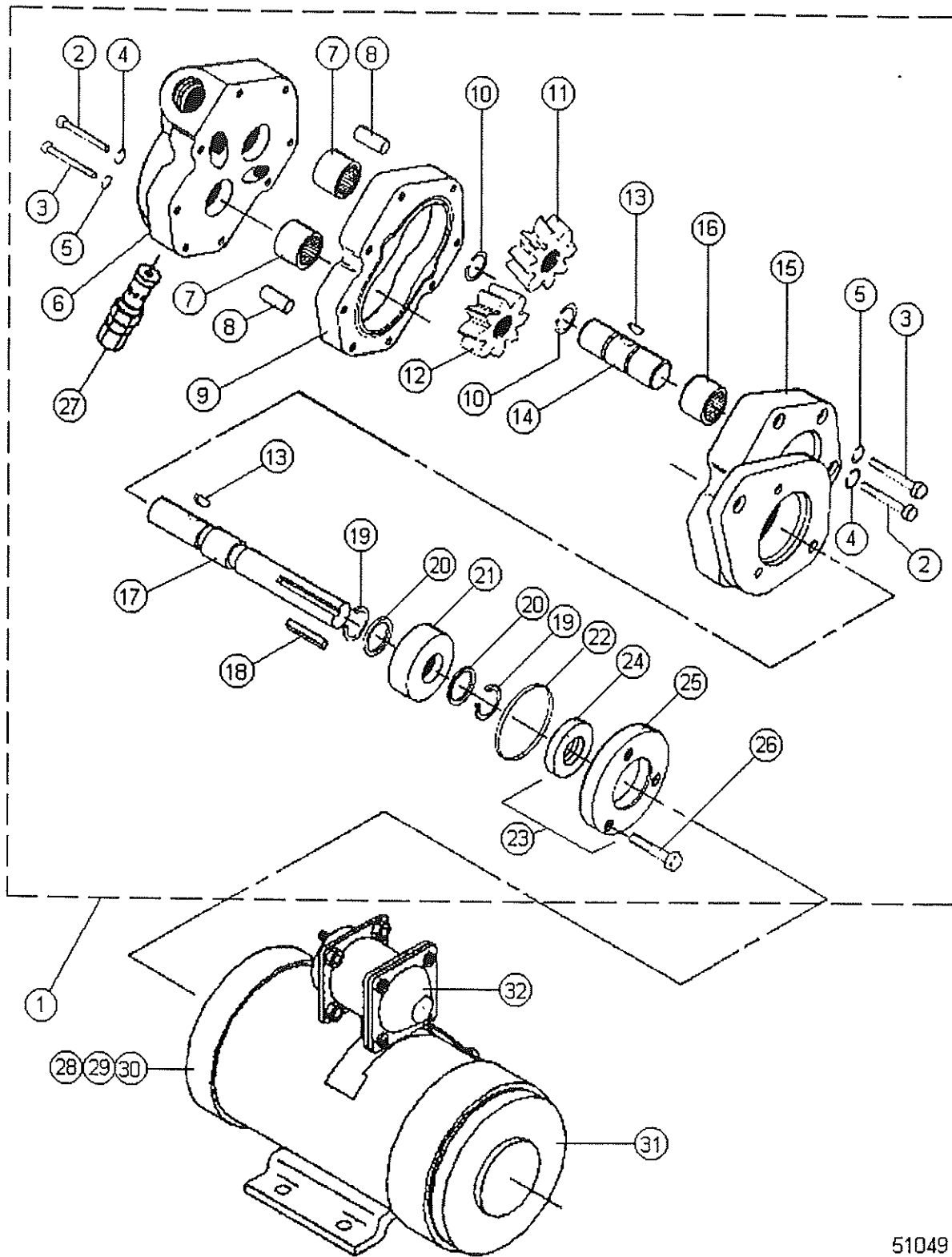
# SERVICE PART DRAWING

ITEM NO.	PART NUMBER	DESCRIPTION	QUANTITY	KITS AVAIL
K1	914002	FILTER KIT	1	
001		BLEED PLUG	1	
002		O-RING	1	K1
003		FILTER BOWL	1	
004		O-RING	1	K1
005		BACK-UP RING	1	K1
006		O-RING	1	K1
007		FILTER ELEMENT	1	K1
008		RETAINING RING	1	K1
009		BY-PASS VALVE ASSEMBLY	1	
010		BLEED PLUG	1	
011		O-RING	1	K1
012		FILTER HEAD ASSEMBLY	1	

UNIT RIG  
 SERVICE PARTS  
 LECTRA HAUL/DART

PART NUMBER  
 DATE  
 SHEET

28826  
 06/28/95  
 2 OF 2



51049



UNIT RIG  
SERVICE PARTS

MOTOR DRIVEN  
PUMP ASSEMBLY

51049

04/24/95

SHEET 1 OF 2

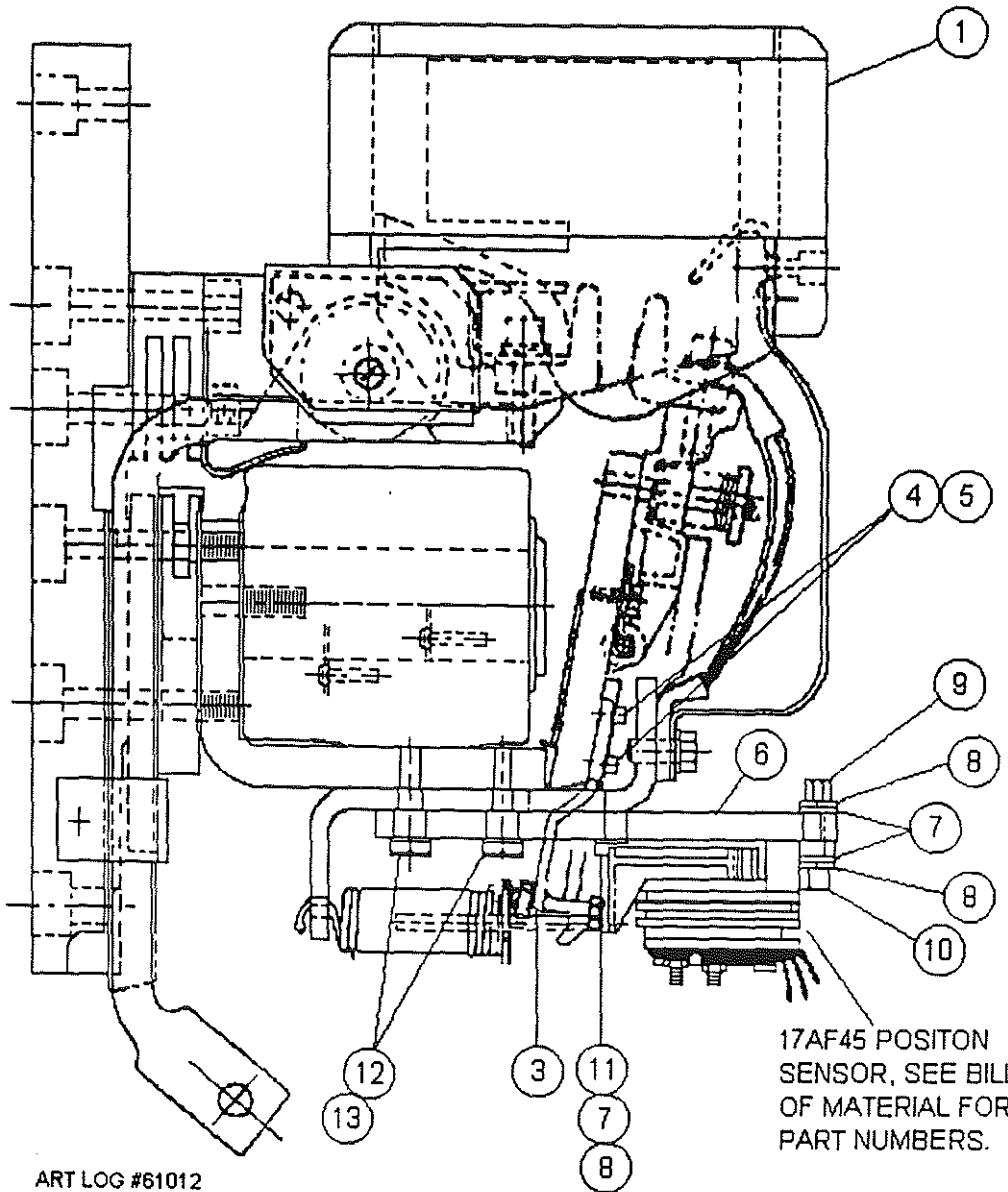
# SERVICE PART DRAWING

ITEM NO.	PART NUMBER	DESCRIPTION	QUANTITY	KITS AVAIL
K1	915273	KIT, REPAIR	1	
001	915449	.HYDRAULIC PUMP ASSEMBLY	1	
002		..SCREW	6	
003		..SCREW	2	
004		..LOCKWASHER	6	
005		..LOCKWASHER	2	
006		..COVER ASSEMBLY	1	
007		...BEARING, NEEDLE	2	K1
008		..DOWEL PIN	2	
009		..GEAR PLATE	1	K1
010		..RETAINING RING	2	K1
011		..IDLER GEAR	1	K1
012		..DRIVE GEAR	1	K1
013		..WOODRUFF KEY	2	K1
014		..IDLER SHAFT	1	K1
015		..BODY ASSEMBLY	1	
016		...BEARING, NEEDLE	1	K1
017		..DRIVE SHAFT	1	K1
018		..SQUARE KEY	1	K1
019		..RETAINING RING	2	K1
020		..WASHER	2	K1
021		..BALL BEARING	1	K1
022		..O-RING	1	K1
023		..PILOT PLATE ASSEMBLY	1	
024		...SEAL	1	K1
025		...PLATE	1	K1
026		...SCREW	3	K1
027	915448	.VALVE, RELIEF	1	
028		.ADAPTER PLATE	1	
029	10490	.CAPSCREW	2	
030	10180	.LOCKWASHER	2	
031	1014318	.MOTOR, PUMP	1	
032	913086	..SOLENOID	1	

UNIT RIG  
 SERVICE PARTS  
 LECTRA HAUL/DART

PART NUMBER  
 DATE  
 SHEET

51049  
 04/24/95  
 2 OF 2



ART LOG #61012



UNIT RIG  
SERVICE PARTS

CONTACTOR  
WITH  
INTERLOCK

51339

04/10/95

SHEET 1 OF 2

# SERVICE PART DRAWING

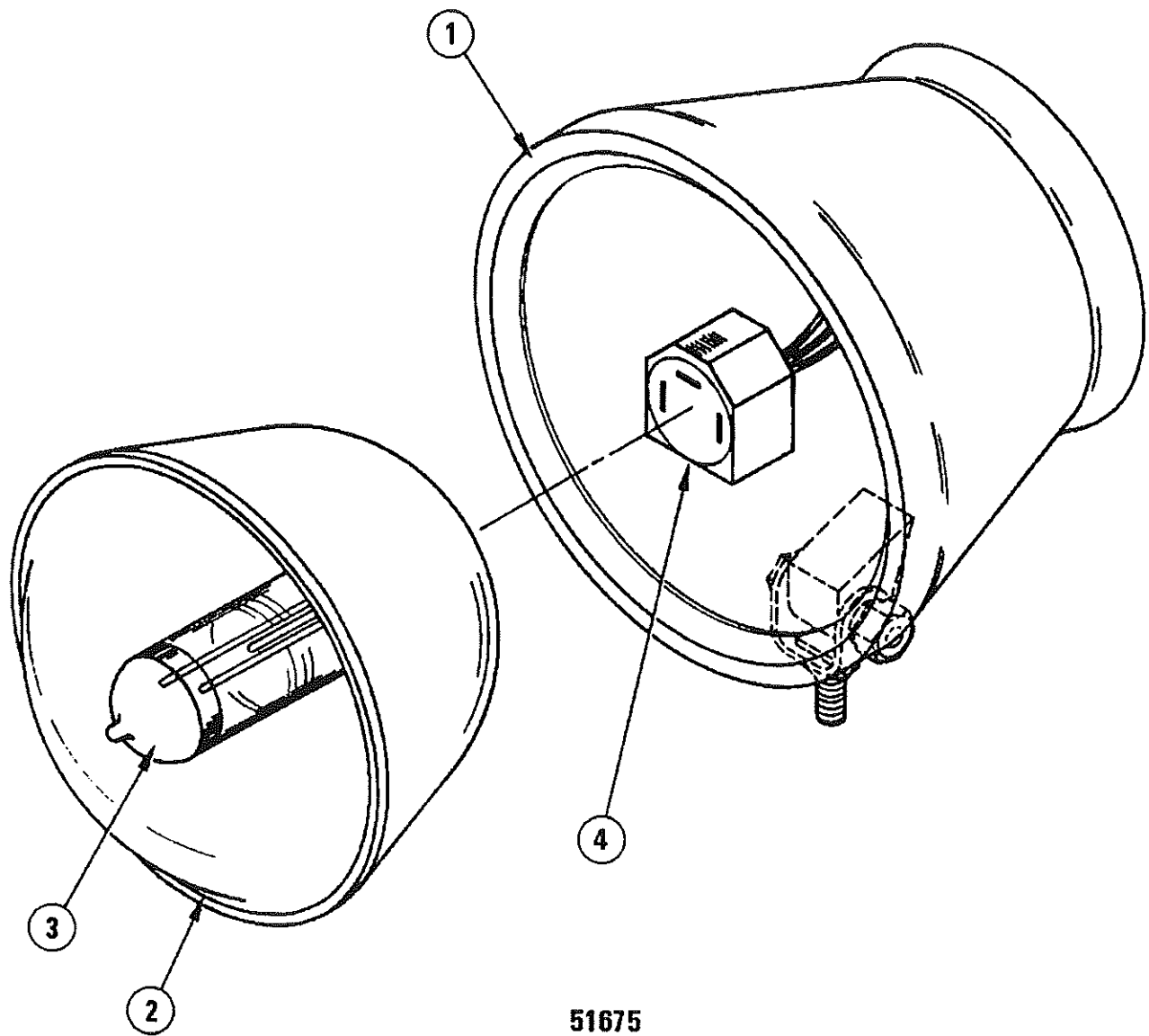
ITEM NO.	PART NUMBER	DESCRIPTION	QUANTITY	KITS AVAIL
001	* 16825 *	CONTACTOR W/O SENSOR, SEE SPD	1	
002		POSITION SENSOR SUPPORT & HDW	1	
003	916126	.LIFTER	1	
004	916132	.SCREW, MACH FIL #6-40 X 1/2	2	
005	10176	.WASHER, LK HELI, #6 X .25 OD	2	
006	916125	.SUPPORT	1	
007	10162	.WASHER, FL, 1/4 X 0.625 OD	6	
008	10178	.WASHER, LK HELI 1/4 X .489 OD	6	
009	10124	.NUT-HEX 1/4NC 20NC STEEL GR 2	2	
010	916134	.CAPSCREW, SOC HD 1/4 X 1 1/4	2	
011	916131	.CAPSCREW, SOC HD 1/4-20 X 5/8	2	
012	52949	.CAPSCREW, HX 3/8-16NC X 1 1/8	2	
013	10180	.WASHER, LK HELICAL, 3/8	2	
014	SENSOR-POS	SEE SEPARATE SPD IF REPAIRING	1	
015	914395-OBS	.GE#17AF45A4, DEP/USE 915128	1	
016	915128-OBS	.GE#17AF45A8, DEP/USE 915131	1	
017	915131-OBS	.GE#17AF45B4, DEP/USE 915129	1	
018	915129-OBS	.GE#17AF45B2, DEP/USE 916124	1	
019	* 916124 *	.POSITION SENSOR GE#17AF45C2	1	

\*SEE SERVICE PARTS

UNIT RIG  
 SERVICE PARTS  
 LECTRA HAUL/DART

PART NUMBER  
 DATE  
 SHEET

51339  
 04/10/95  
 2 OF 2



51675



UNIT RIG  
SERVICE PARTS

HEADLIGHT ASSEMBLY

51675

06/28/95

SHEET 1 OF 2

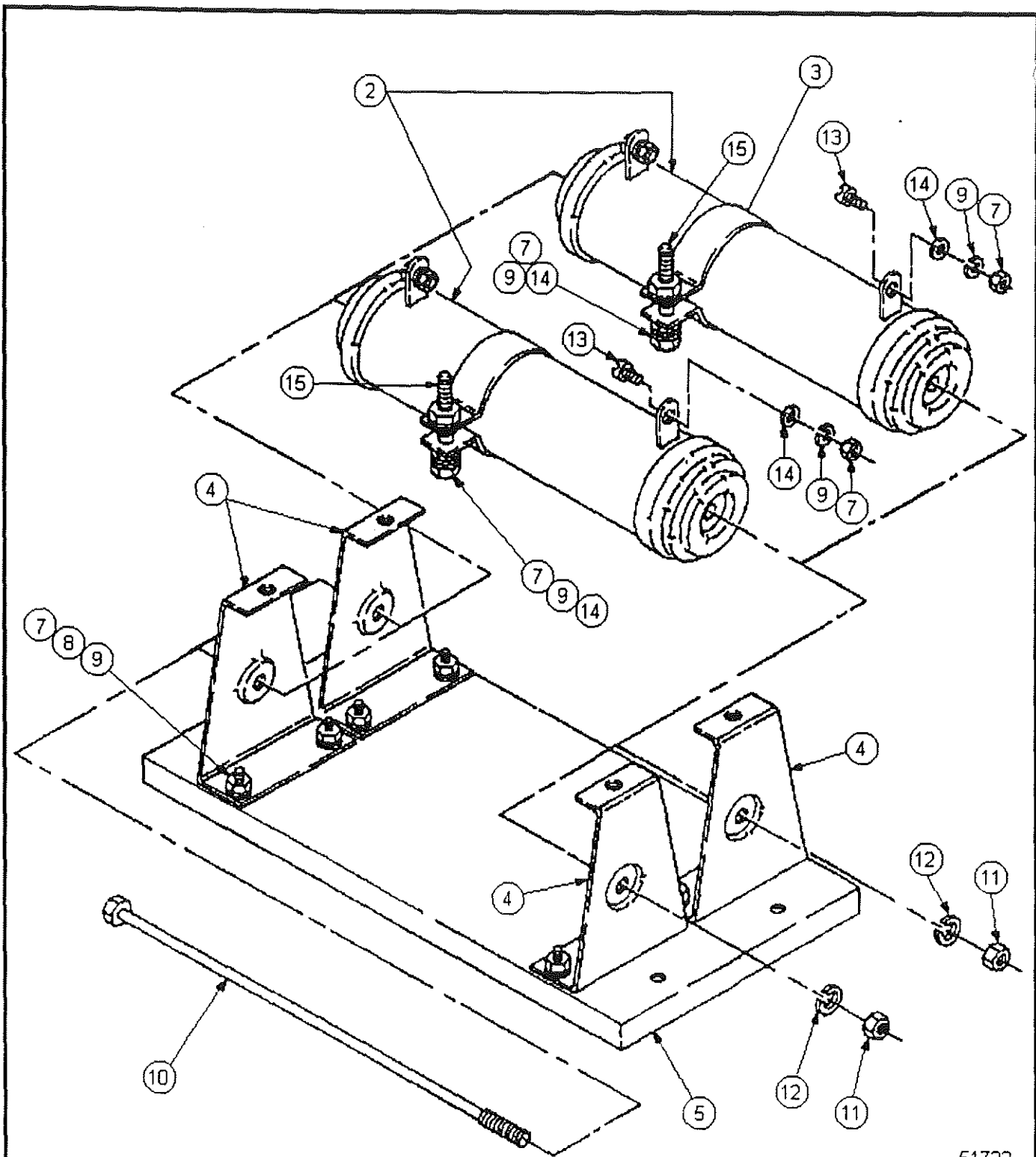
# SERVICE PART DRAWING

ITEM NO.	PART NUMBER	DESCRIPTION	QUANTITY	KITS AVAIL
001		RUBBER HOUSING	1	
002	52913	HEAD LAMP AND BULB KIT	1	
003	28342	BULB (QUARTZ IODINE)	1	
004	1002346	CONNECTOR - 12 INCH	1	

UNIT RIG  
SERVICE PARTS  
LECTRA HAUL/DART

PART NUMBER  
DATE  
SHEET

51675  
06/28/95  
2 OF 2



51722



UNIT RIG  
SERVICE PARTS

RESISTOR PANEL

51722

04/21/95

SHEET 1 OF 2

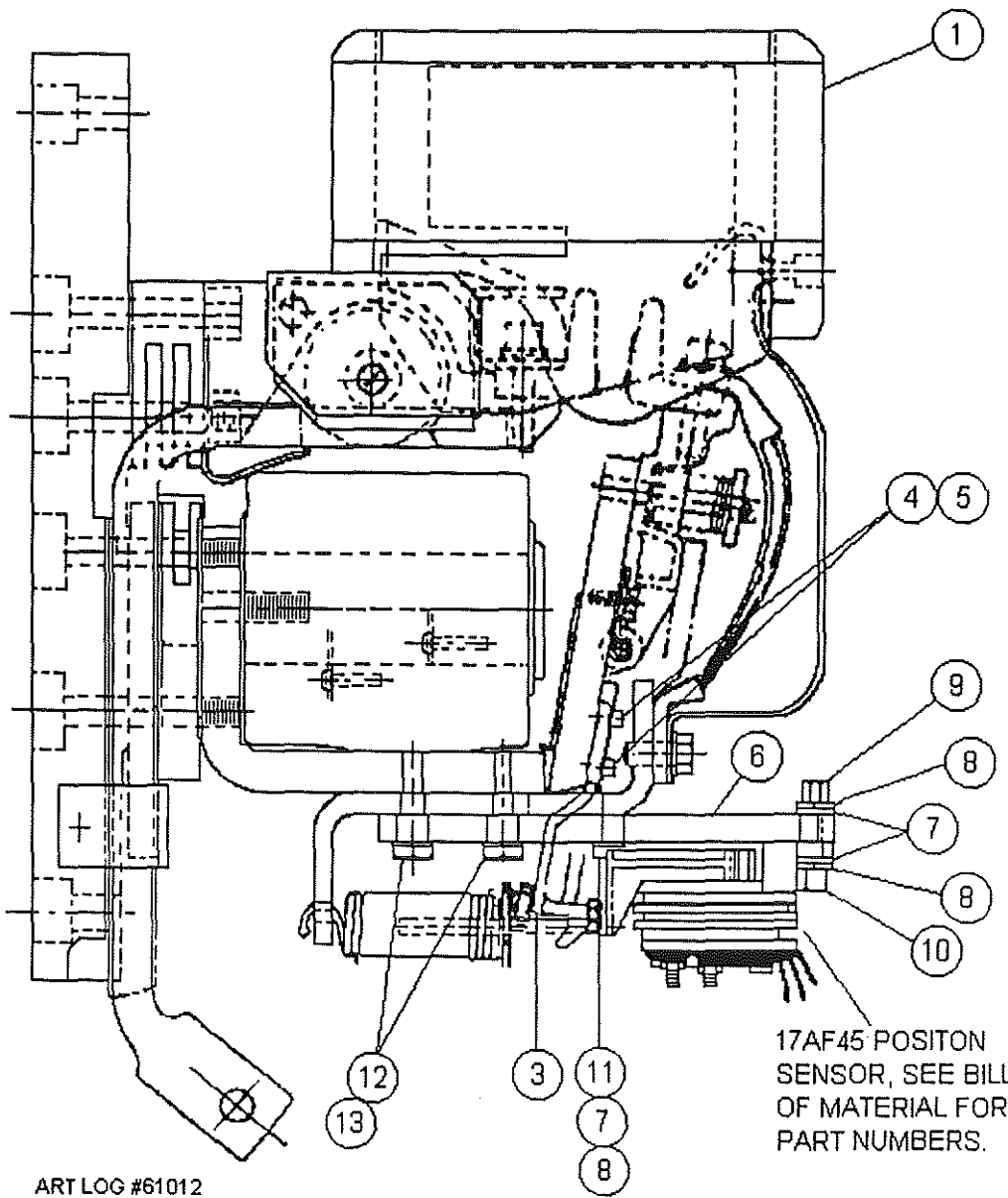
# SERVICE PART DRAWING

ITEM NO.	PART NUMBER	DESCRIPTION	QUANTITY	KITS AVAIL
001		RESISTOR PANEL ASSEMBLY	1	
002	913166	.RESISTOR (1.03 OHM)	2	
003		.CONTACT CLIP	2	
004	703419	.PANEL ASSEMBLY	1	
005		..BASE	1	
006		..SUPPORT	4	
007	12867	..NUT, HEX, NO 10-32	16	
008	22048	..WASHER, NO 10	8	
009	28537	..LOCKWASHER, NO 10	16	
010		..ROD, 1/4-20 X 10 1/8 IN LONG	2	
011	10124	..NUT, HEX, 1/4-20	2	
012	10178	..LOCKWASHER, 1/4 IN	2	
013		..SCREW, FL HD, NO 10-32 X 3/8	4	
014	22048	..WASHER, NO 10 (NARROW)	8	
015	700956	..ADJUSTING SCREW, 10-32 X 2"	2	

UNIT RIG  
 SERVICE PARTS  
 LECTRA HAUL/DART

PART NUMBER  
 DATE  
 SHEET

51722  
 04/21/95  
 2 OF 2



ART LOG #61012

17AF45 POSITON  
SENSOR, SEE BILL  
OF MATERIAL FOR  
PART NUMBERS.



UNIT RIG  
SERVICE PARTS

CONTACTOR  
WITH  
INTERLOCK

51933

04/10/95

SHEET 1 OF 2

## SERVICE PART DRAWING


ITEM NO.	PART NUMBER	DESCRIPTION	QUANTITY	KITS AVAIL
001 *	52734 *	CONTACTOR W/O SENSOR, SEE SPD	1	
002		POSITION SENSOR SUPPORT & HDW	1	
003	916126	.LIFTER	1	
004	916132	.SCREW, MACH FIL #6-40NF X 1/2	2	
005	10176	.WASHER, LK HELI, #6 X .25 OD	2	
006	916127	.SUPPORT	1	
007	10162	.WASHER, FL, 1/4 X 0.625 OD	6	
008	10178	.WASHER, LK HELI 1/4 X .489 OD	6	
009	10124	.NUT-HEX 1/4NC 20NC STEEL GR 2	2	
010	916134	.CAPSCREW, SOC HD 1/4 X 1 1/4	2	
011	916131	.CAPSCREW, SOC HD 1/4 X 5/8	2	
012	52949	.CAPSCREW, HX 3/8-16NC X 1 1/8	2	
013	10180	.WASHER, LK HELICAL, 3/8	2	
014	SENSOR-POS	SEE SEPARATE SPD IF REPAIRING	1	
015	914395-OBS	.GE#17AF45A4, DEP/USE 915128	1	
016	915128-OBS	.GE#17AF45A8, DEP/USE 915131	1	
017	915131-OBS	.GE#17AF45B4, DEP/USE 915129	1	
018	915129-OBS	.GE#17AF45B2, DEP/USE 916124	1	
019 *	916124 *	.POSITION SENSOR GE#17AF45C2	1	

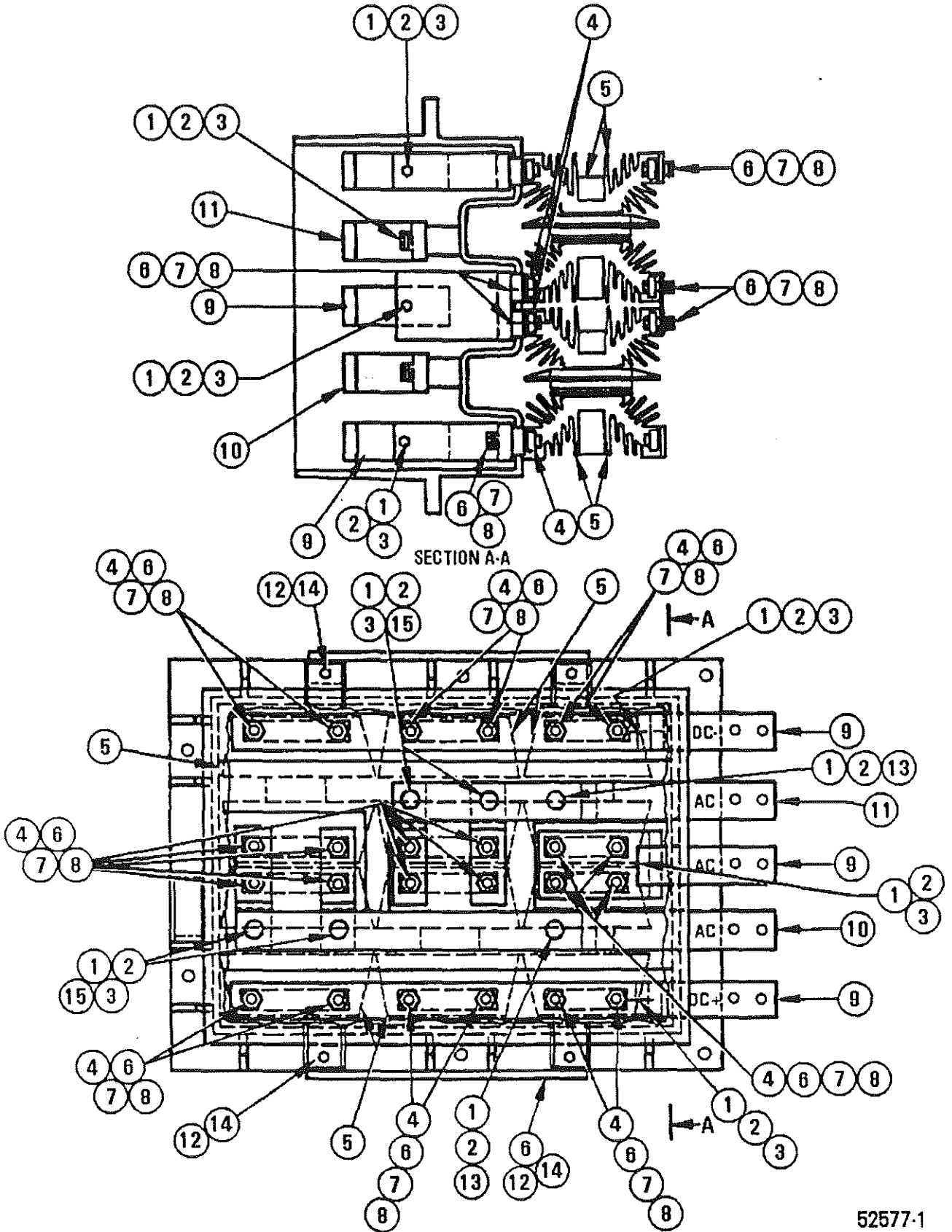
\*SEE SERVICE PARTS

UNIT RIG  
 SERVICE PARTS  
 LECTRA HAUL/DART

PART NUMBER  
 DATE  
 SHEET

51933  
 04/10/95  
 2 OF 2





52577-1



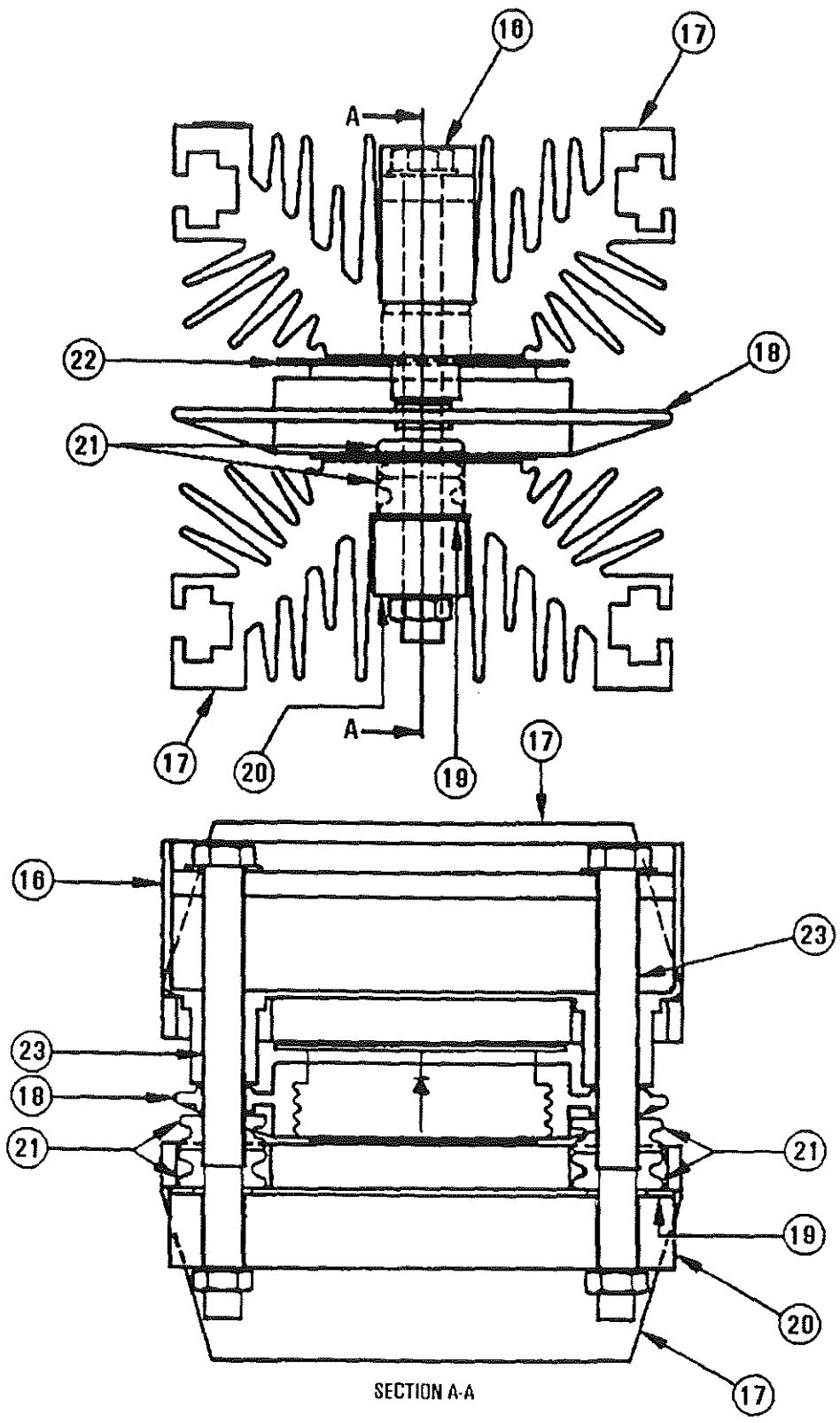
UNIT RIG  
SERVICE PARTS

RECTIFIER PANEL  
17FM528A1

52577

06/28/95

SHEET 1 OF 3



52577-2



UNIT RIG

SERVICE PARTS

RECTIFIER PANEL  
17FM528A1

52577

06/28/95

SHEET 2 OF 3


## SERVICE PART DRAWING

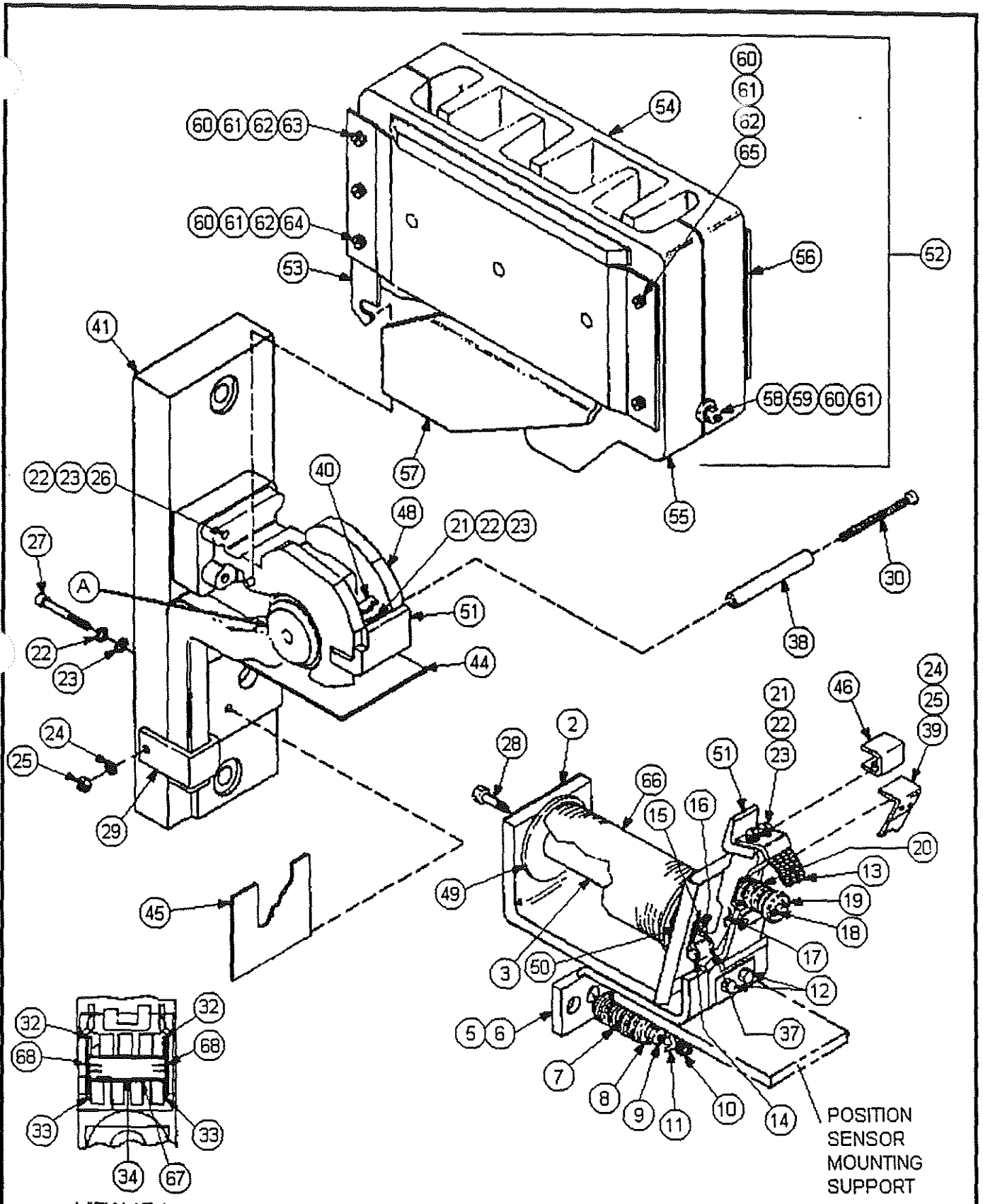
ITEM NO.	PART NUMBER	DESCRIPTION	QUANTITY	KITS AVAIL
001	1008869	WASHER, 3/8 INCH	18	
002	915526	SUPPORT BAR	6	
003	71998C	NUT, HEX 3/8-16	10	
004	10010	BOLT, HEX HEAD 5/16-18 X 2"	24	
005	915520	HEAT SINK	6	
006	10163	WASHER, 5/16	44	
007	10179	LOCK WASHER, 5/16	44	
008	52353	NUT, HEX 5/16-18	44	
009	915528	L-SHAPED INSULATED BUS BAR	3	
010	915519	INSULATED BUS BAR	1	
011	915518	INSULATED BUS BAR	1	
012	10178	LOCK WASHER, 1/4"	8	
013	10012	BOLT, HEX HEAD 3/8-18 X 1"	2	
014	10162	WASHER, 1/4"	8	
015	10014	BOLT, HEX HEAD 3/8-16 X 1 1/2	4	
016	915523	CLAMP	6	
017	915521	HEAT SINK	12	
018	915522	MOLDED RING, 5" O.D.	6	
019	915525	GLASTIC SHIELD	6	
020	10180	LOCK WASHER, 3/8"	12	
021	915524	GROMMET, 0.375 O.D.	24	
022	701434	DIODE	6	
023	915527	TUBE	12	

UNIT RIG  
 SERVICE PARTS  
 LECTRA HAUL/DART

PART NUMBER  
 DATE  
 SHEET

52577  
 06/28/95  
 3 OF 3





VIEW AT A

52734

	UNIT RIG	CONTACTOR WITHOUT INTERLOCK	52734	
	SERVICE PARTS		04/19/95	SHEET 1 OF 3

# SERVICE PART DRAWING

ITEM NO.	PART NUMBER	DESCRIPTION	QUANTITY	KITS AVAIL
001		CONTACTOR W/O POSITION SENSOR	1	
002	701467	.MAGNET FRAME	1	
003		.CORE	1	
005	911139	.FRAME, SPRING BRACKET	1	
006		.SCREW W/LKWASHER 3/8-16 X 3/4	2	
007	900093	.SPRING WITH PLUG	1	
008	1008871	.LOCKWASHER EXTERNAL TOOTH #10	1	
009	12867	.NUT, HEX, NO 10-32	1	
010	911097	.CALIBRATING SCREW, 2 7/16 LG	1	
011	2000678	.ARMATURE ASSEMBLY	1	
012	911126	.SCREW W/LOCKWASHER 5/16 X 5/8	2	
013	900109	.SHUNT	1	
014	901213	.PIN, 5/16 DIA 2 7/8 LG STNSTL	1	
015	901214	.CLAMP	2	
016	911123	.SCREW W/LKWASHER 10-32 X 1/2	2	
017	901211	.CONTACT ARM	1	
018		.COTTER PIN, 3/32 DIA 1/2 LONG	1	
019	901215	.SEAT, SPRING	1	
020	900107	.SPRING, 1 1/4 IN LONG	1	
021	23930	.SCREW, HX SOC HD 5/16 X 1 1/4	4	
022	10179	.LOCKWASHER, 5/16 IN	8	
023	10163	.WASHER, 5/16 IN (NARROW)	8	
024	10178	.LOCKWASHER, 1/4 IN	3	
025	701462	.NUT, HEX, 1/4-20	3	
026	701454	.BOLT, SL HX HD 5/16 X 2 1/4	2	
027	701453	.BOLT, SL HX HD 5/16-18 X 2"	2	
028	701536	.SCREW W/LKWASHER 3/8 X 1 1/4	1	
029	701470	.CLAMP	1	
030	701471	.BOLT, HX HD 1/4-20 X 3 1/2 LG	1	
032	701218	.INSULATION FLANGE 2 3/8 OD	2	
033		.CORE FLANGE, 2 IN OD	2	
034		.CORE	1	
037	701461	.WASHER, 5/16 IN, BRASS	2	
038	701455	.SPACER, 2 3/16 IN LONG	1	
039	900104	.ARCING HORN	1	
040	900105	.ARCING HORN	1	
041		.SUPPORT	1	
044	911584	.INSULATION	1	
045	701450	.SHIM, 0.035 IN THICK	1	
046	900105	.ARCING HORN	1	
048	2000680	.BLOWOUT COIL SUPPORT	1	
049	701452	.LOCKING PLATE	1	
050	2000681	.SPRING WASHER, 1.40 ID, ZC	1	

UNIT RIG  
 SERVICE PARTS  
 LECTRA HAUL/DART

PART NUMBER  
 DATE  
 SHEET

52734  
 04/19/95  
 2 OF 3

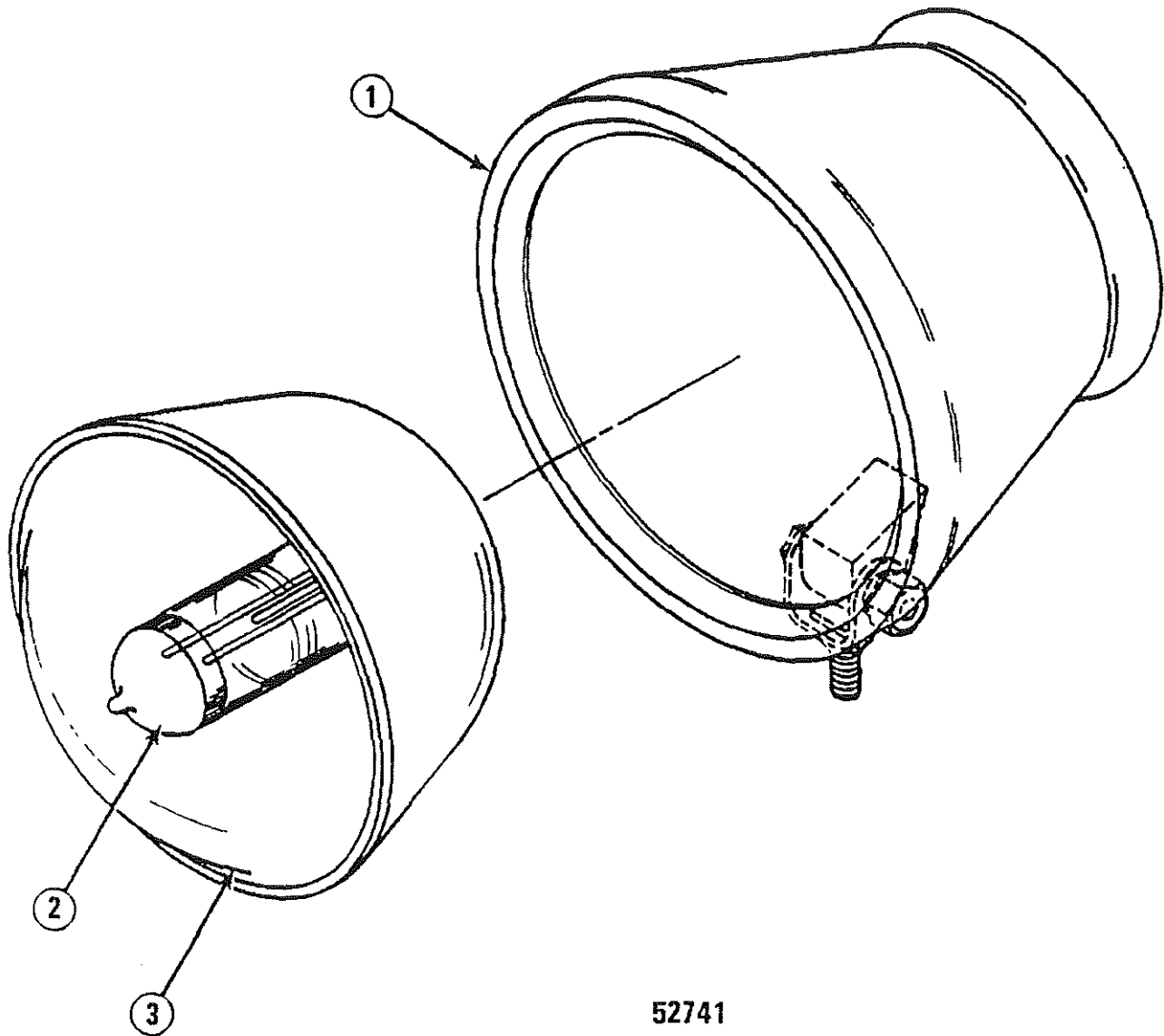
# SERVICE PART DRAWING

ITEM NO.	PART NUMBER	DESCRIPTION	QUANTITY	KITS AVAIL
051	702528	.CONTACT TIP	2	
052	912701	.ARC CHUTE	1	
053	701459	..SUPPORT	2	
054	51669	..SIDE, ARC CHUTE	1	
055	51670	..SIDE, ARC CHUTE	1	
056	700135	..POLE PIECE	1	
057	700136	..POLE PIECE	1	
058		..SCREW, SL FL HD 1/4 X 1 1/4	1	
059	52367	..WASHER, PLAIN, 1/4	2	
060	10178	..LOCKWASHER, 1/4 IN	6	
061	10124	..NUT, HEX, 1/4-20 ZINC PLATED	6	
062	28875	..BOLT, HX HD 1/4-20 X 3 1/4	5	
063	10162	..WASHER, 1/4 IN	2	
064	701458	..BUSHING, 5/32 IN LONG	4	
065	701457	..BUSHING, 3/8 IN LONG	4	
066	900103	.COIL, OPERATING	1	
067	2001374	.INSULATION TUBE, 2.84" LG	1	
068		.SCREW, HX SOC FL HD 10-32 1/2	2	

UNIT RIG  
 SERVICE PARTS  
 LECTRA HAUL/DART

PART NUMBER  
 DATE  
 SHEET

52734  
 04/19/95  
 3 OF 3



UNIT RIG  
SERVICE PARTS

FLOOD/BACK-UP  
LIGHT ASSEMBLY

52741

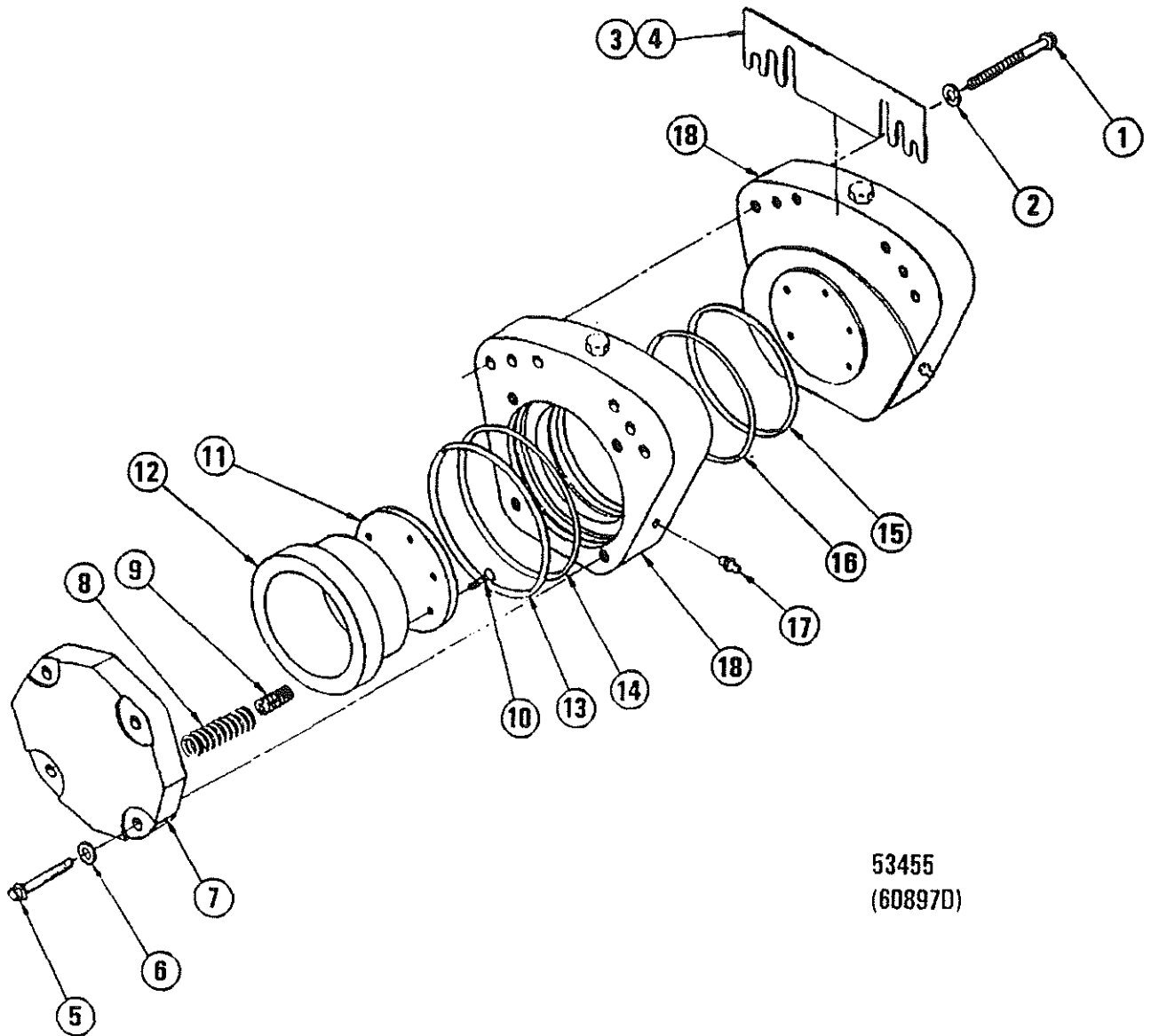
06/28/95 SHEET 1 OF 2

# SERVICE PART DRAWING

ITEM NO.	PART NUMBER	DESCRIPTION	QUANTITY	KITS AVAIL
001		RUBBER HOUSING	1	
002	52933	HALOGEN BULB	1	
003	2000255	FLOOD LAMP WITHOUT BULB	1	

UNIT RIG  
SERVICE PARTS  
LECTRA HAUL/DART

PART NUMBER 52741  
DATE 06/28/95  
SHEET 2 OF 2



53455  
(60897D)



UNIT RIG  
SERVICE PARTS

PARK BRAKE  
HEAD ASSEMBLY

53455

06/28/95

SHEET 1 OF 2

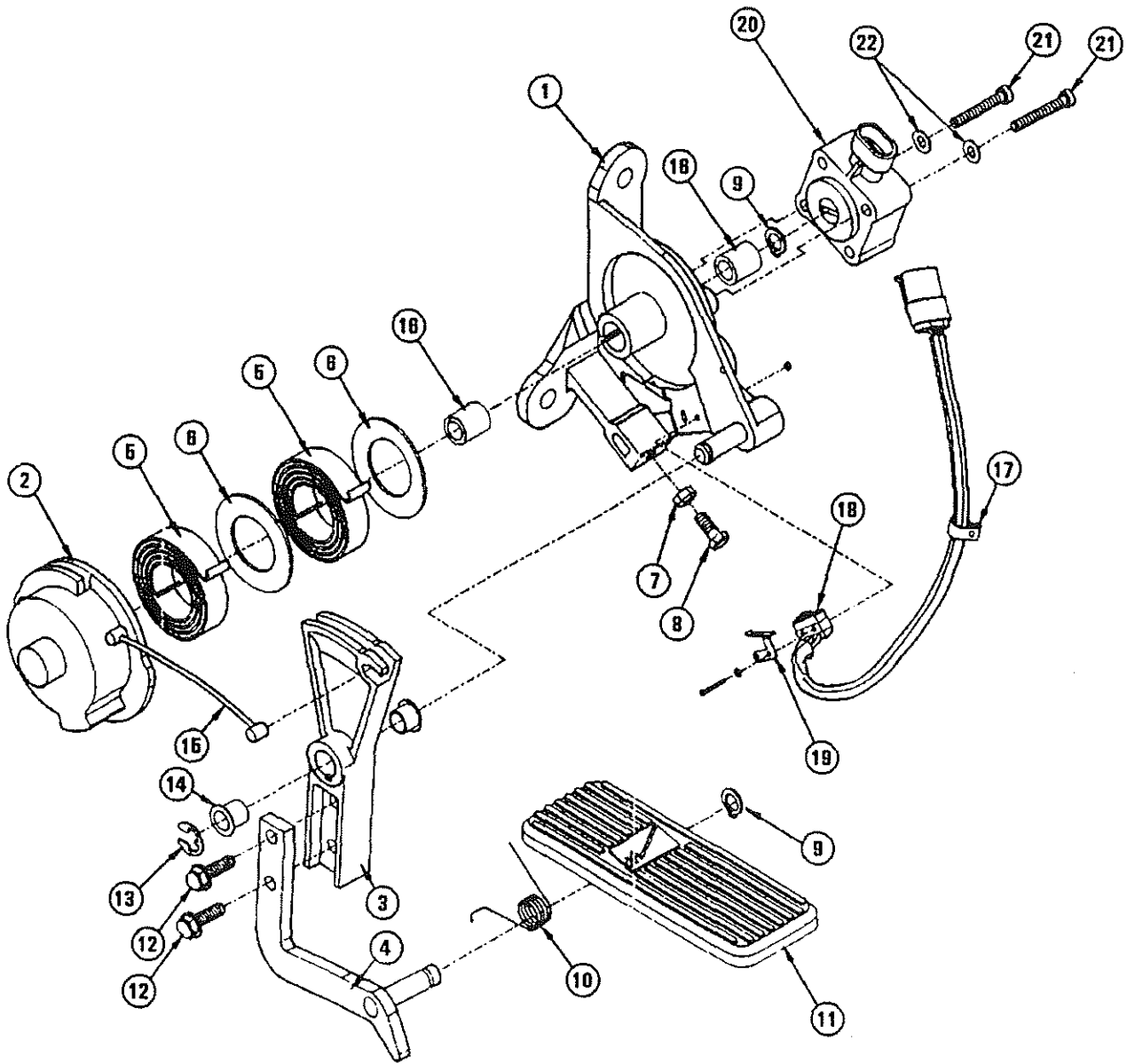
## SERVICE PART DRAWING

ITEM NO.	PART NUMBER	DESCRIPTION	QUANTITY	KITS AVAIL
K1	915738	SEAL KIT	1	
K2	914068	PARK BRAKE SHIM KIT	1	
K3	915739	PARK BRAKE SHIM KIT	1	
K4	915727	PISTON & HOUSING ASSY OUTBOARD	2	
001	915725	12 POINT FLANGE SCREW	6	
002	915726	HARDENED FLAT WASHER	6	
003		SHIM	1	K2
004		SHIM	1	K2,K3
005	702682	12 POINT FLANGE SCREW	8	K4
006	915731	FLAT WASHER	8	K4
007	915732	PISTON CAP	2	K4
008	915734	COMPRESSION SPRING	14	K4
009	915733	SPRING	14	K4
010	915729	FLAT HEAD CAPSCREW	14	K4
011	915730	CARRIER & LINING ASSEMBLY	2	K4
012	915735	PISTON	2	K4
013		BACK-UP RING	2	K1,K4
014		PREFORMED PACKING	2	K1,K4
015		BACK-UP RING	2	K1,K4
016		PREFORMED PACKING	2	K1,K4
017	913151	BLEEDER VALVE	2	K4
018	915736	HOUSING (OUTBOARD)	2	K4

UNIT RIG  
 SERVICE PARTS  
 LECTRA HAUL/DART

PART NUMBER  
 DATE  
 SHEET

53455  
 06/28/95  
 2 OF 2



UNIT RIG  
SERVICE PARTS

ELECTRONIC PEDAL  
ASSEMBLY

53490

04/14/98

SHEET 1 OF 2


# SERVICE PART DRAWING

ITEM NO.	PART NUMBER	DESCRIPTION	QUANTITY	KITS AVAIL
K01	56157	PEDAL, ELECTRONIC	1	
001		BASE BRACKET	1	K01
002		SPOOL ASSEMBLY	1	K01
003	2000982	PIVOT ARM	1	K01
004	2000983	PEDAL ARM ASSEMBLY	1	
005		PEDAL RETURN SPRING	2	K01
006		SPOOL WASHER	2	K01
007	10124	NUT (1/4-20)	1	K01
008	12315	CAPSCREW 1/4-20 X 1 1/4	1	K01
009		RETAINER RING	2	
010	53911	PEDAL RETURN SPRING	1	
011	53910	SUSPENDED PEDAL	1	
012	10001	CAPSCREW 1/4-20 X 3/4	2	
013	916241	E-RING	1	K01
014	916240	NYLINER	2	K01
015	2000306	THROTTLE CABLE	1	K01
016	2000308	NEEDLE BEARING	2	K01
017		CLAMP	1	K01
018	2000307	SWITCH ASSEMBLY	1	K01
019	2000374	ATTACHMENT LEVER	1	K01
020	2000309	SENSOR KIT	1	K01
021	52339	PAN HEAD MACHINE SCREW 10-32	2	K01
022	22048	WASHER (SIZE 10)	2	K01

UNIT RIG  
 SERVICE PARTS  
 LECTRA HAUL/DART

PART NUMBER  
 DATE  
 SHEET

53490  
 04/14/98  
 2 OF 2



There is no pictorial for the P/N 53868 - Plug Kit

<b>ITEM NO.</b>	<b>PART NO.</b>	<b>DESCRIPTION</b>	<b>QTY.</b>
001	702989	Plug, Male	5
002	702988	Hood	5
003	913923	Contact Pin, Male	500
004	701634	Shield	5
005	702987	Guide Pin	12
006	701441	Guide Pin, Female	12
007	916020	Plug	1
008	701632	Socket	9
009	916021	Plug, 25 Pin	1
010	916022	Clamp, 25 Pin Cable	1
011	916023	Contact, Pin	34
012	916024	Plug	1
013	916025	Clamp, 9 Pin Cable	2
014	916027	Connector	1
015	916028	Receptacle, 9 Socket	1
016	916029	Contact, Socket	9



UNIT RIG

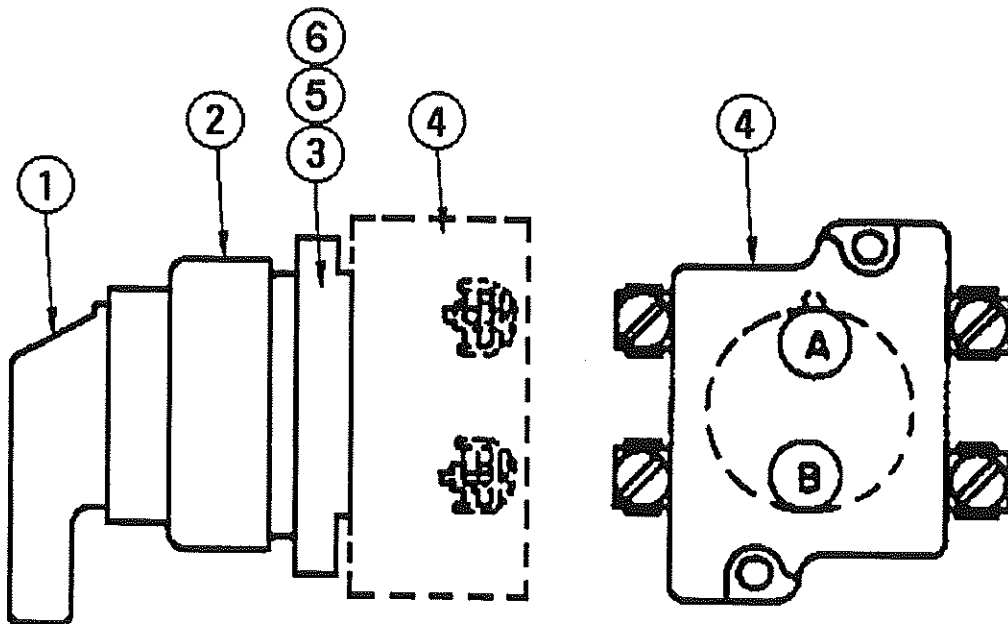
SERVICE PARTS

PLUG KIT

53868

03/20/97

SHEET 1 OF 1



**NOTE:** Items 5 and 6 are LED replacement lamps available at increased prices.

**NOTE:** Lamp removal tool, Item 7, not shown. It is not included with a light or switch, but is available separately.



UNIT RIG

SERVICE PARTS

LIGHTED LEVER SWITCH

53896

03/30/98

SHEET 1 OF 2

SERVICE PART DRAWING

ITEM NO.	PART NUMBER	DESCRIPTION	QUANTITY	KITS AVAIL
001	2001584	LIGHTED LEVER (AMBER)	1	
002	2001580	OPERATOR	1	
003	52542	LAMP	1	
004	2001587	CONTACT BLOCK	1	
005	916421	LED LAMP, YELLOW	1	
006	916423	LED LAMP, YELLOW	1	
007	916422	TOOL, LAMP REMOVAL	1	

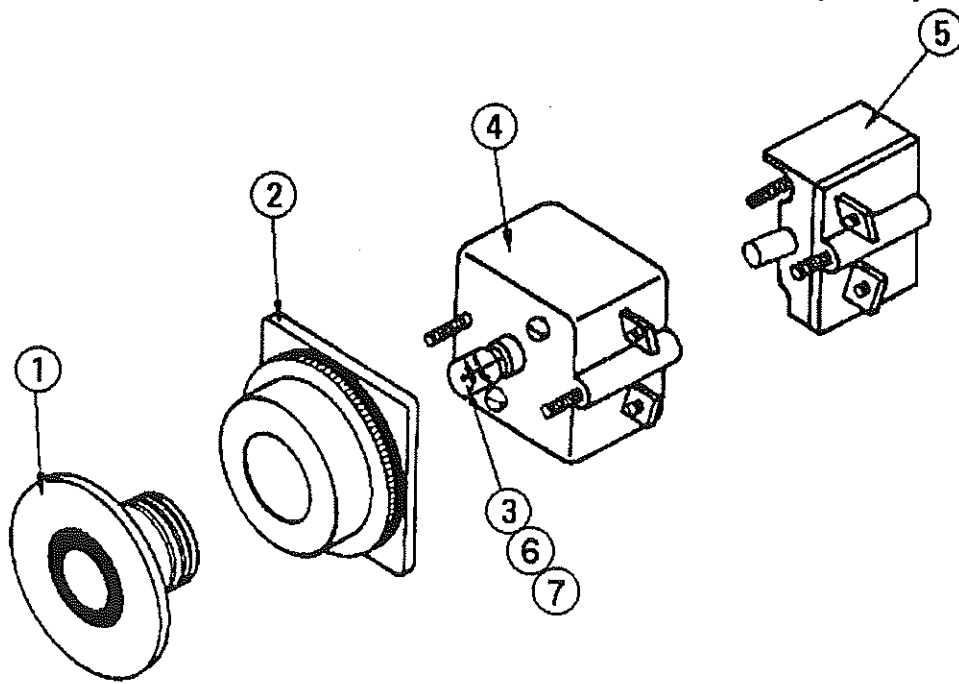
UNIT RIG  
SERVICE PARTS  
LECTRA HAUL/DART

PART NUMBER  
DATE  
SHEET

53896  
03/30/98  
2 OF 2

**NOTE:** Items 6 and 7 are LED replacement lamps available at increased prices.

**NOTE:** Lamp removal tool, Item 8, not shown. It is not included with a light or switch, but is available separately.



UNIT RIG  
SERVICE PARTS

PUSHBUTTON SWITCH

53904

03/30/98

SHEET 1 OF 2


# SERVICE PART DRAWING

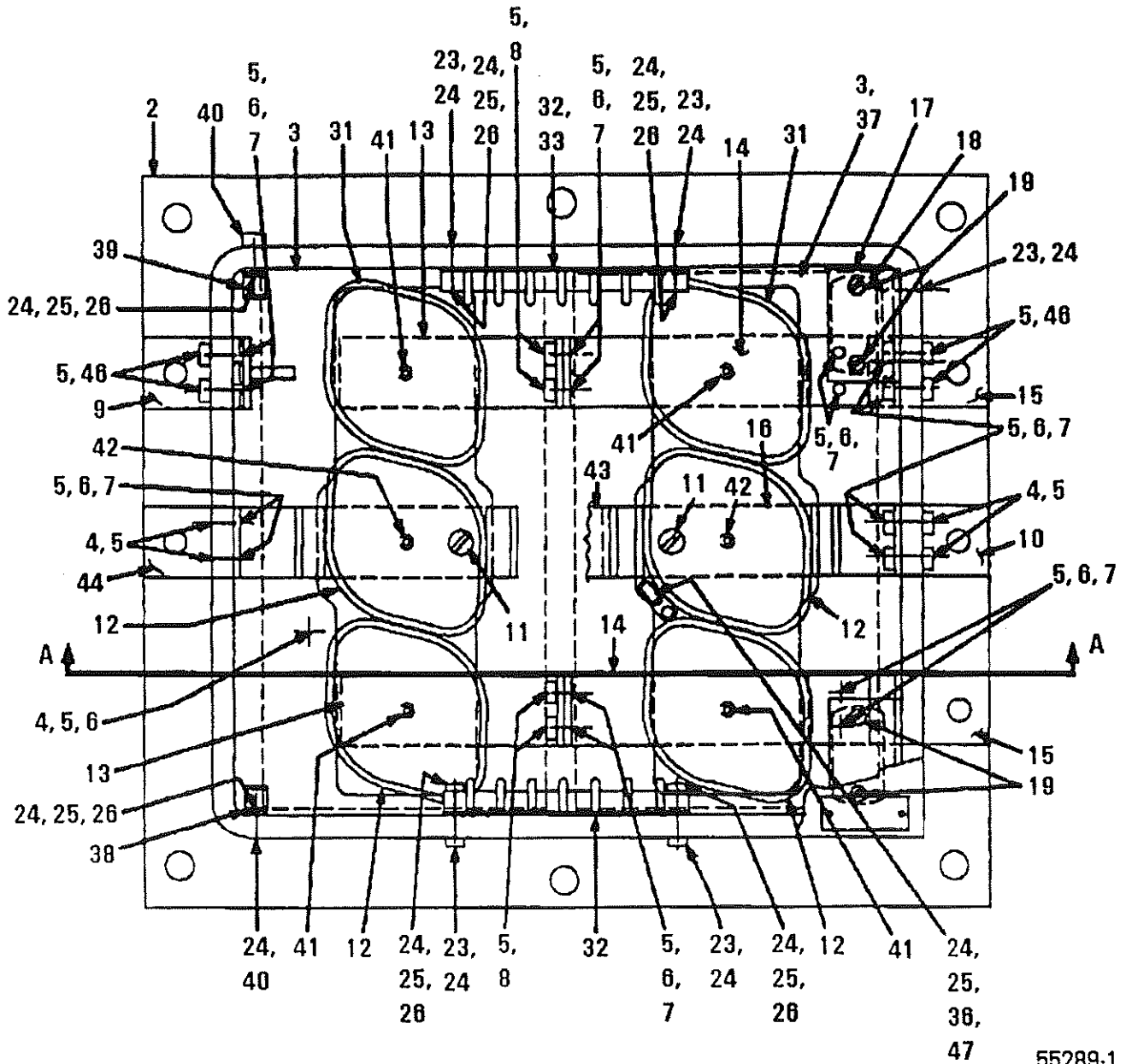
ITEM NO.	PART NUMBER	DESCRIPTION	QUANTITY	KITS AVAIL
001	2001392	LENS (AMBER)	1	
002	2001579	OPERATOR	1	
003	52542	LAMP	1	
004	2001582	LIGHT MODULE	1	
005	2001585	CONTACT BLOCK	1	
006	916421	LED LAMP, YELLOW	1	
007	916423	LED LAMP, YELLOW	1	
008	916422	TOOL, LAMP REMOVAL	1	

UNIT RIG  
 SERVICE PARTS  
 LECTRA HAUL/DART

PART NUMBER  
 DATE  
 SHEET

53904  
 03/30/98  
 2 OF 2





55289-1



UNIT RIG  
SERVICE PARTS

AFSE STATIC  
EXCITER PANEL

55289

06/28/95

SHEET 1 OF 3



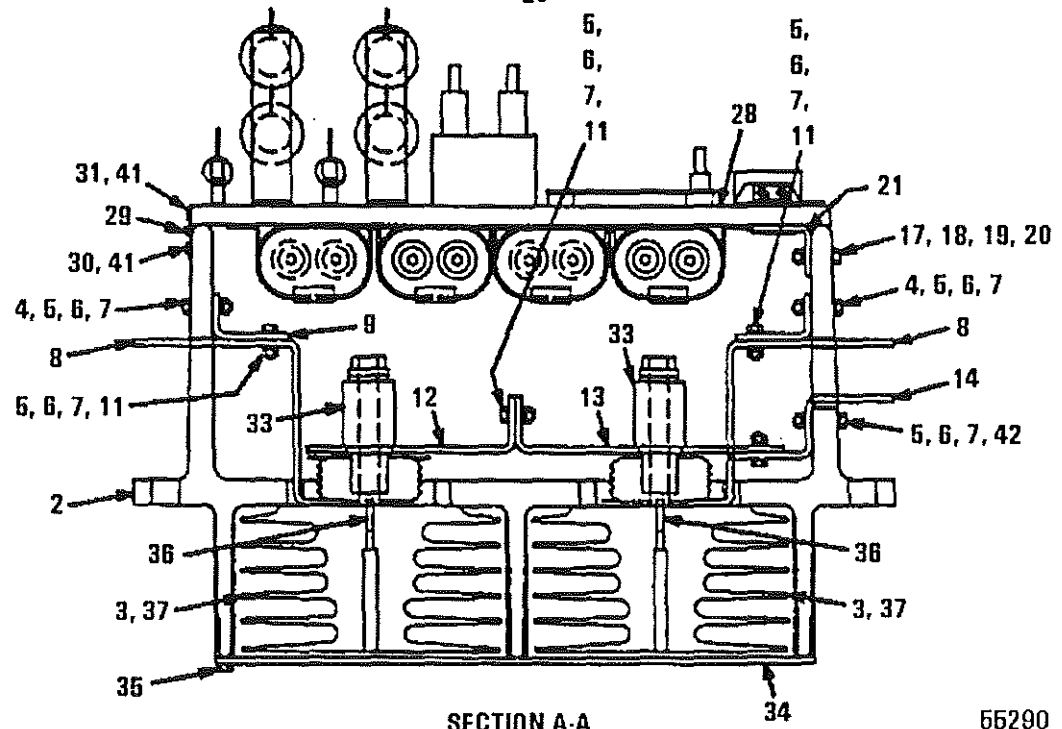
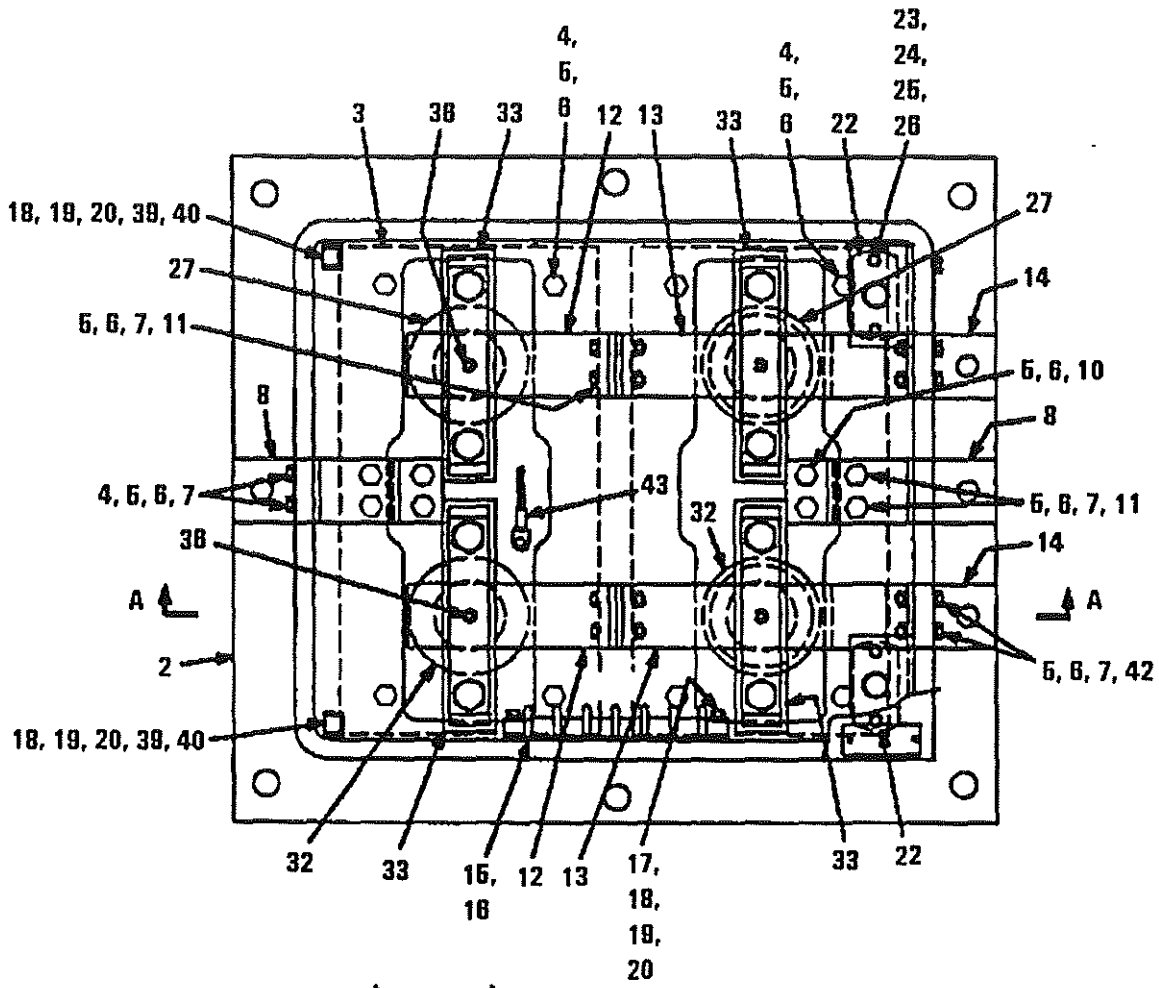
# SERVICE PART DRAWING

ITEM NO.	PART NUMBER	DESCRIPTION	QUANTITY	KITS AVAIL
001		PANEL	1	
002		.PANEL BOX	1	
003	914389	.HEAT SINK	2	
004	10002	.BOLT, HX HD, 1/4-20 X 1"	12	
005	10162	.WASHER, 1/4" NARROW	1	
006	10178	.LOCKWASHER, 1/4"	1	
007	10124	.NUT, HEX, 1/4-20	16	
008	10001	.BOLT, HX HD, 1/4-20 X 3/4	10	
009		.BUS BAR WITH SCREW	1	
010	2000845	.BUS BAR WITH SCREW	1	
011	52333	.SCREW, SL FL HD, 1/4-20 X 1/2	2	
012	701485	.RECTIFIER WITH CLAMP	4	
013	915133	.BUS BAR, 4.90 IN. DEV. LENGTH	2	
014	915134	.BUS BAR, 6.15 IN. DEV. LENGTH	2	
015	915135	.BUS BAR WITH SCREWS	2	
016	915138	.BUS BAR, 4.73 IN. DEV. LENGTH	2	
017		.SUPPORT	2	
018		.RECEPTACLE, LATCHING, STN STL	2	
019		.SCREW, SL FL HD, 4-40 X 1/2	4	
020	2000824	.WASHER, NO. 4	4	
021	55353	.LOCKWASHER, NO. 4	4	
022	2000825	.NUT, HEX, NO. 4-40	4	
023		.SCREW, SL HX HD 10-32 X 1 1/4	8	
024	22048	.WASHER, NO. 10 NARROW	1	
025	16533	.LOCKWASHER, NO. 10	16	
026	12867	.NUT, HEX, NO. 10-32	10	
027		.PANEL ASSEMBLY	1	
028		.HINGE	1	
029		.SCREW, SL PAN HD, NO. 8 X 5/8	5	
030		.SCREW, SL PAN HD, NO. 8 X 3/4	5	
031	701490	.DIODE WITH CLAMP	2	
032	914397	.TERMINAL BOARD, 6 POLE	2	
033		.INDICATING PLATE	2	
034		.SHIELD, INSULATION	1	
035		.SCREW, SL FL HD, 8-18 X 1/2	9	
036		.SCREW, SL HEX HD, 10-32 X 1/2	6	
037	2000253	.SEALER N-SIL 128 TRANSLUCENT	1	
038		.CABLE CLAMP, 7/16 IN. I.D.	1	
039		.CABLE CLAMP, 1/2 IN. I.D.	1	
040		.SCREW, SL HEX HD, 10-32 X 1	6	
041		.PIN, SPRING DOWEL 1/8 X 1/2	4	
042		.PIN, SPRING DOWEL 1/8 X 5/8	2	
043		.BUS BAR	1	
044		.BUS BAR	1	
045	916182	.WASHER, NO. 8	15	
046	916133	.BOLT, HEX HD, 14-20 X 1 1/8	6	
047	916180	.SENSOR, THERMISTOR 100000 OHM	1	

UNIT RIG  
SERVICE PARTS  
LECTRA HAUL/DART

PART NUMBER  
DATE  
SHEET

55289  
06/28/95  
3 OF 3



SECTION A-A

55290



UNIT RIG  
SERVICE PARTS

MFSE STATIC  
EXCITER PANEL

55290

02/09/99

SHEET 1 OF 2

## SERVICE PART DRAWING

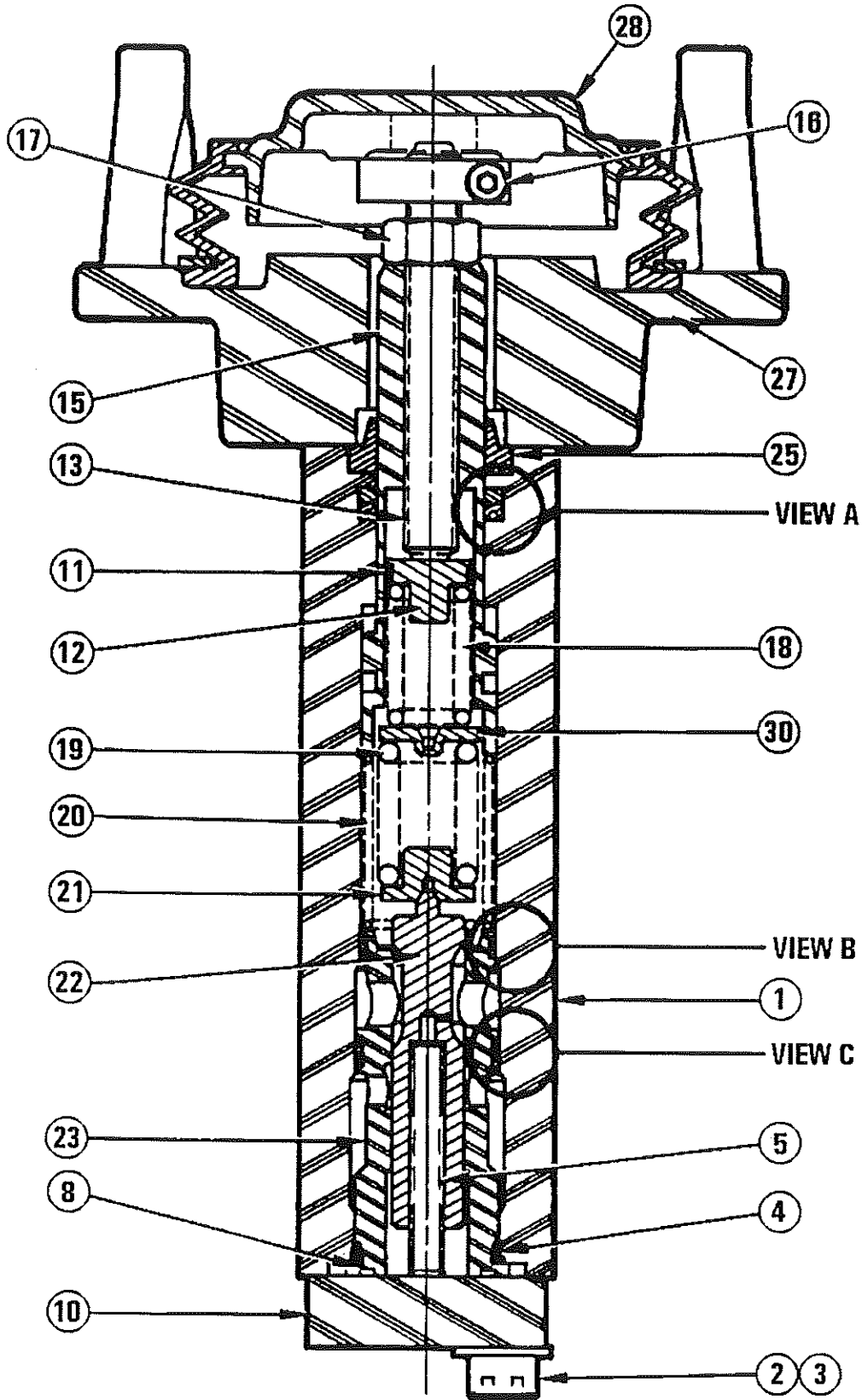
ITEM NO.	PART NUMBER	DESCRIPTION	QUANTITY	KITS AVAIL
001		PANEL	1	
002		.PANEL BOX	1	
003	914405	.HEAT SINK	2	
004	10002	.BOLT, HEX HEAD 1/4-20 X 1" LG	12	
005	10162	.WASHER, 1/4" NARROW	1	
006	10178	.LOCKWASHER, 1/4"	1	
007	10124	.NUT, HEX, 1/4-20	1	
008	916178	.BUS BAR	2	
009	916179	.BUS BAR, 6.15 IN. DEV. LENGTH	2	
010	14330	.BOLT, HEX HEAD 1/4-20 X 1/2	4	
011	10001	.BOLT, HEX HEAD 1/4-20 X 3/4	12	
012	915133	.BUS BAR, 4.90 IN. DEV. LENGTH	2	
013	915134	.BUS BAR, 6.15 IN. DEV. LENGTH	2	
014	915135	.BUS BAR WITH SCREWS	2	
015	914397	.TERMINAL BOARD, 6 POLE	1	
016		.INDICATING PLATE	1	
017		.SCREW, SL HX HD 10-32 X 1 1/4	6	
018	22048	.WASHER, NO. 10 NARROW	1	
019	16533	.LOCKWASHER, NO. 10	1	
020	12867	.NUT, HEX, NO. 10-32	8	
021		.SUPPORT	2	
022		.RECEPTACLE, LATCHING, STN STL	2	
023		.SCREW, SL FL HD NO 4-40 X 1/2	4	
024	2000824	.WASHER, NO. 4	4	
025	55353	.LOCKWASHER, NO. 4	4	
026	2000825	.NUT, HEX, NO. 4-40	4	
027	914284	.DIODE	2	
028	* 2002687 *	.PANEL ASSEMBLY *SEE SPD*	1	
029		.HINGE	1	
030		.SCREW, SL PAN HD, NO. 8 X 5/8	5	
031	1032047	.SCREW, SL PAN HD, NO. 8 X 3/4	5	
032	914283	.RECTIFIER	2	
033	915218	.CLAMP	4	
034		.SHIELD, INSULATION	1	
035		.SCREW, SL FL HD NO 8-18 X 1/2	9	
036		.ROLL PIN, 1/8 DIA. X 1/2 LONG	4	
037		.SCREW SL HX HD NO 10-32 X 1/2	6	
038		.CABLE CLAMP, 7/16 IN. I.D.	1	
039		.CABLE CLAMP, 5/16 IN. I.D.	1	
040	700289	.SCREW, SL HX HD NO. 10-32 X 1	2	
041		.WASHER, NO. 8	1	
042		.BOLT, HEX HEAD 1/4-20 X 1 1/8	4	
043	916180	.SENSOR THERMISTOR 100.000 OHM	1	
044		.CABLE CLAMP, 3/16 IN. I.D.	1	
045		.CABLE CLAMP, 1/4 IN. I.D.	1	
046		.CABLE CLAMP, 9/16 IN. I.D.	2	

\*SEE SERVICE PARTS

UNIT RIG  
SERVICE PARTS  
LECTRA HAUL/DART

PART NUMBER  
DATE  
SHEET

55290  
02/09/99  
2 OF 2



55294-1 (55280)



UNIT RIG  
SERVICE PARTS

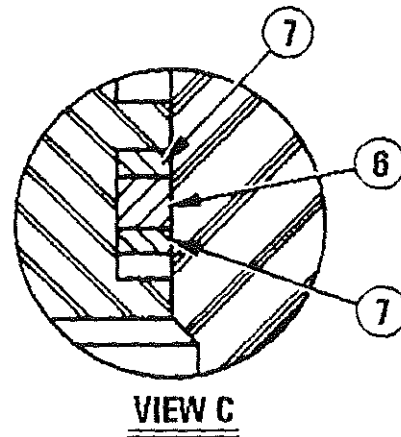
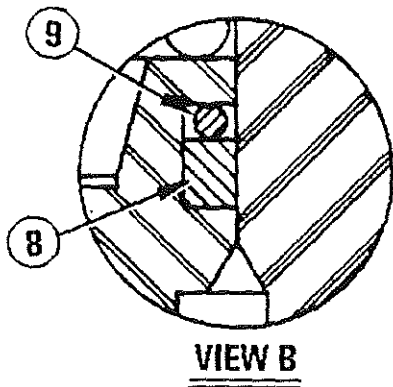
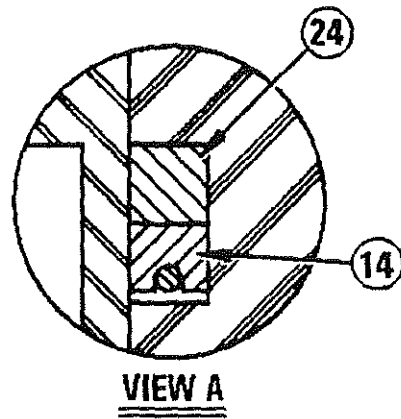
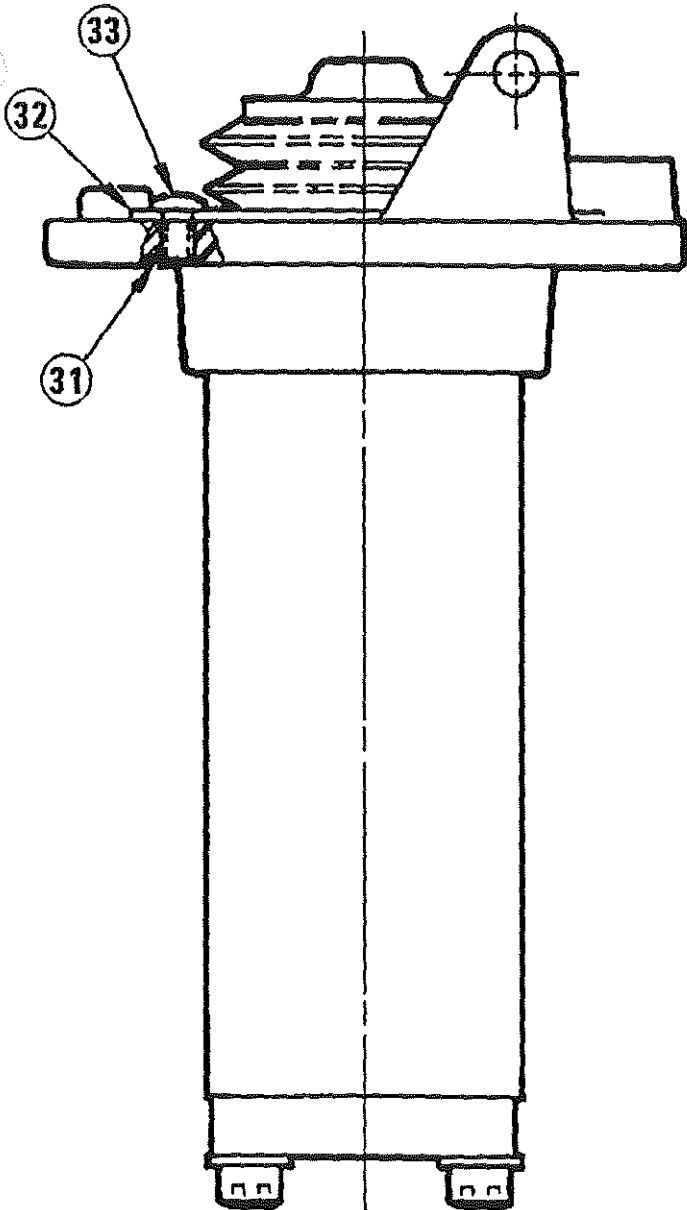
BRAKE VALVE  
ASSEMBLY

55294

06/28/95

SHEET 1 OF 4

55294-2 (55280)



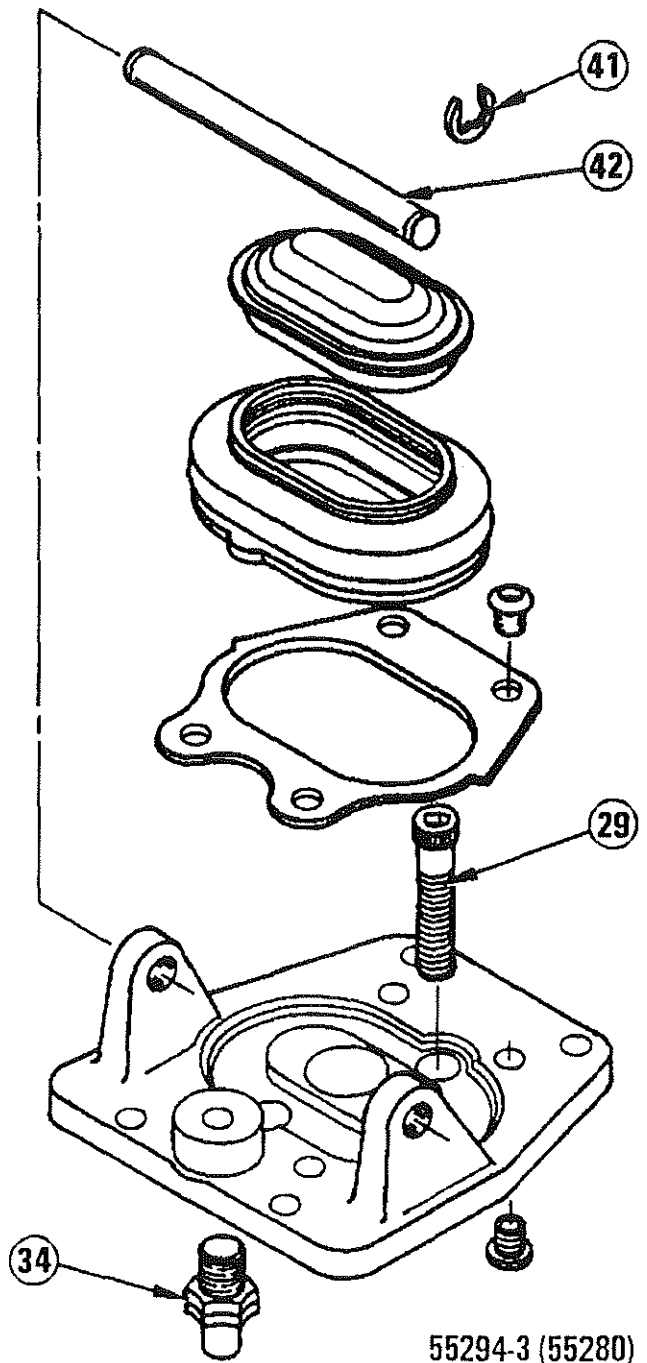
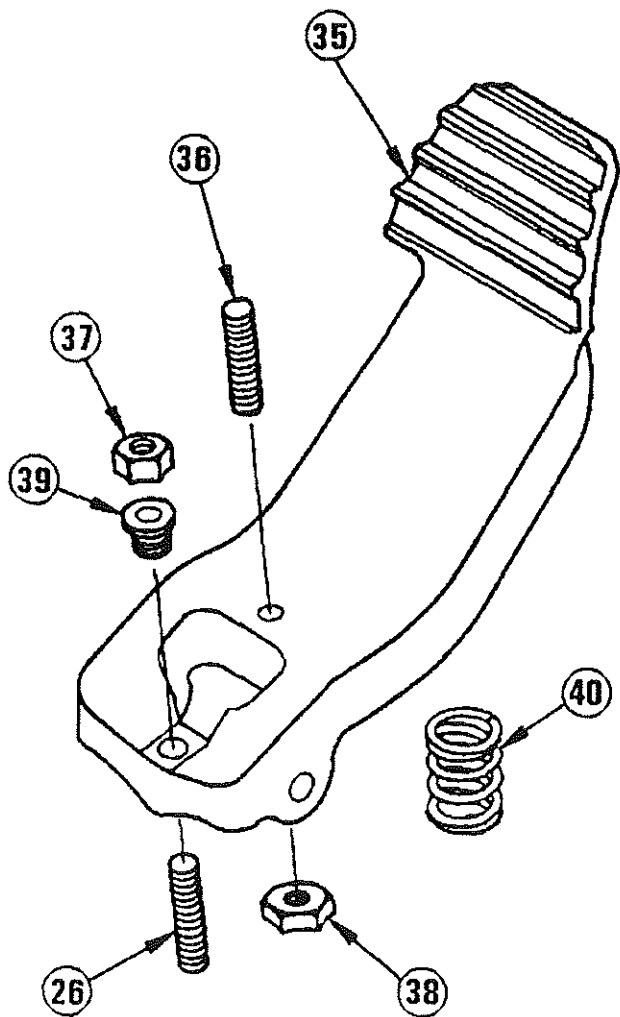
UNIT RIG  
SERVICE PARTS

BRAKE VALVE  
ASSEMBLY

55294

06/28/95

SHEET 2 OF 4



55294-3 (55280)



UNIT RIG  
SERVICE PARTS

BRAKE VALVE  
ASSEMBLY

55294

06/28/95

SHEET 3 OF 4

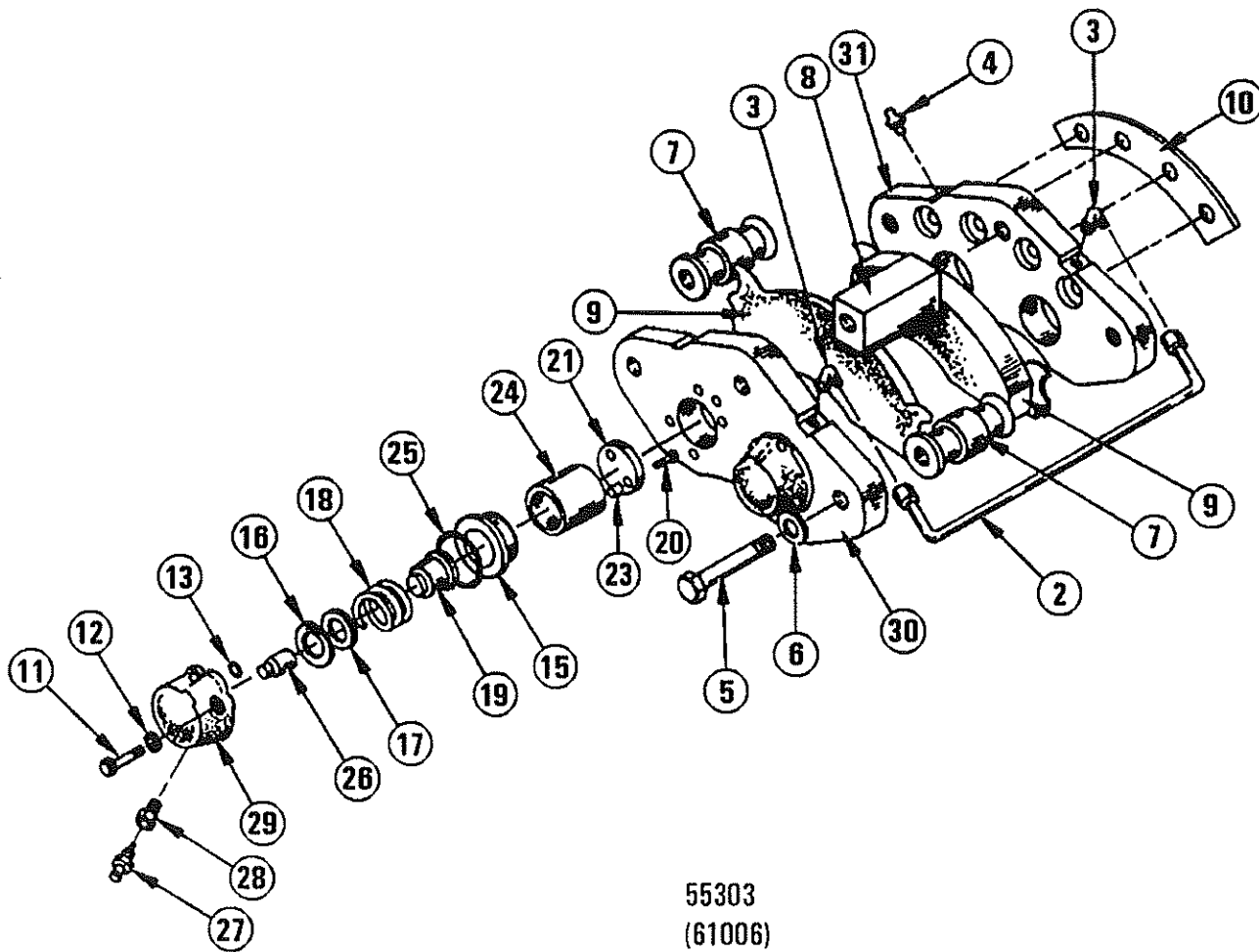
# SERVICE PART DRAWING

ITEM NO.	PART NUMBER	DESCRIPTION	QUANTITY	KITS AVAIL
K1	2000815	SPRING KIT	1	
K2	2000613	SEAL KIT	1	
K3	2000610	BOOT KIT	1	
K4	2000615	SPOOL/SLEEVE KIT	1	
001		BODY	1	
002		SCREW	2	
003		WASHER	2	
004		SEAL	1	K2
005		SPRING - SPOOL	1	K1
006		SEAL	1	K2
007		BACK-UP RING	2	K2
008		SEAL	2	K2
009		BACK-UP RING	1	K2
010		RETAINER - SLEEVE	1	
011		SEAL	1	K2
012		SEAT - STAGING SPRING	1	
013		STUD, 3/8-24 X 3	1	
014		SEAL	1	K2
015		PLUNGER	1	
016		COLLAR	1	
017		NUT	1	
018		SPRING - STAGING	1	K1
019		SPRING - REGULATOR	1	K1
020		SPRING - PLUNGER	1	K1
021		SPRING SEAT	1	
022		SPOOL	1	K4
023		SLEEVE	1	K4
024		BACK-UP RING	1	K2
025		SEAL - WIPER	1	K2
026		SCREW	1	
027		ACTUATOR BASE	1	
028		BOOT KIT	1	K3
029		SCREW	2	
030		SEAT - SPRING, 3/8 - 3/4	1	
031		INSERT, 1/4-20	4	
032		PLATE - BOOT	1	
033		SCREW	4	
034	53963	PROXIMITY SWITCH	1	
035		PEDAL	1	
036		SCREW	1	
037		NUT	1	
038		NUT	1	
039		INSERT	1	
040		RETURN SPRING	1	
041		RETAINER PLUG	2	
042		PIN	1	

UNIT RIG  
 SERVICE PARTS  
 LECTRA HAUL/DART

PART NUMBER  
 DATE  
 SHEET

55294  
 06/28/95  
 4 OF 4



UNIT RIG

SERVICE PARTS

REAR BRAKE  
CALIPER ASSEMBLY

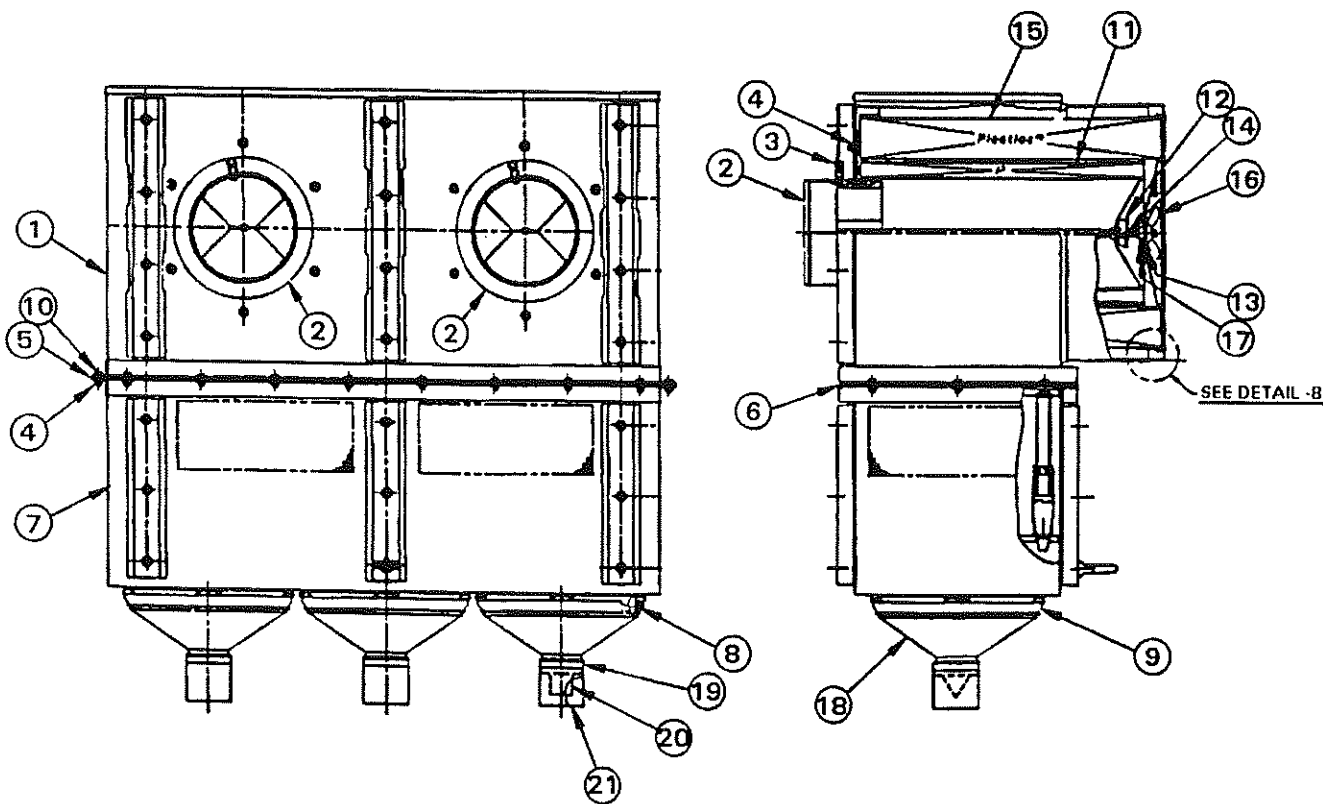
55303

06/10/99

SHEET 1 OF 2

# SERVICE PART DRAWING

ITEM NO.	PART NUMBER	PART DESCRIPTION	QUANT.	KITS AVAIL.
1		BRAKE HEAD ASSEMBLY	1	
2	912611	.TUBE AND NUT ASSEMBLY	1	
3	23810	.CONNECTOR	2	
4	913151	.BLEEDER SCREW	1	
5	26824	.BOLT	3	
6	913739	.WASHER	3	
7	916148	.SPACER	2	
8	912615	.SPACER	1	
9	915785	.LINING AND CARRIER ASSEMBLY	2	
10	912782	.SHIM	1	K2
11	900743	.SCREW	16	
12	900744	.WASHER	16	
13		.PACKING, PREFORMED	4	K1
14	916414	.PISTON AND HOUSING ASSEMBLY	4	
15		..BOOT	4	K1
16	900748	..RETAINING RING	4	
17	900749	..WASHER, FLAT	4	
18	900750	..SPRING, HELICAL COMPRESSION	4	
19	916413	..SLEEVE, ADJUSTER	4	
20	900752	..BOLT	12	
21	916436	..INSULATOR	4	
22	900755	..PISTON ASSEMBLY	4	
23	900754	...INSERT (HELI-COIL)	12	
24		...PISTON	4	
25		..PACKING, PREFORMED	4	K1
26	900757	..GUIDE, ADJUSTER	4	
27	900774	..BLEEDER	4	
28	24726	..PLUG	4	
29		..HOUSING, PISTON	4	
30	916188	.TORQUE PLATE	1	
31	916189	.TORQUE PLATE	1	
K1	53140	PARTS KIT (CONTAINS 4 EA.)	1	
K2	915724	PARTS KIT (CONTAINS 16 EA.)	1	



55397  
(61010)



SNAP FIT GASKET AROUND  
ENTIRE CIRCUMFERENCE OF  
ELEMENT ASSEMBLY  
DETAIL -B



UNIT RIG  
SERVICE PARTS

AIR CLEANER  
ASSEMBLY

55397

06/28/95

SHEET 1 OF 2

# SERVICE PART DRAWING

ITEM NO.	PART NUMBER	DESCRIPTION	QUANTITY	KITS AVAIL
001	700689	BODY ASSY. (WITH LIFTING BELT)	1	
002	23988	.FLANGE ASSEMBLY	2	
003	51309	.RESTRICTION ADAPTER	1	
004	702549	NUT	34	
005	1009137	GASKET	2	
006	1009138	GASKET	2	
007	2001243	BODY ASSY. (WITH LIFTING BELT)	1	
008	912842	O-RING	3	
009	1009113	CLAMP ASSEMBLY	3	
010	702548	BOLT	22	
011	901728	ELEMENT ASSEMBLY	2	
012	913825	NUT ASSEMBLY	2	
013	1009126	.GASKET	1	
014	1009132	PIN	2	
015	901727	ELEMENT ASSEMBLY	2	
016	1009141	NUT	2	
017	1009125	CLIP	2	
018	22984	CUP	3	
019	1009140	CLAMP	3	
020	901105	VALVE, VACUATOR	3	
021	1009122	TUBE	3	

UNIT RIG  
 SERVICE PARTS  
 LECTRA HAUL/DART

PART NUMBER  
 DATE  
 SHEET

55397  
 06/28/95  
 2 OF 2



UNIT RIG  
SERVICE PARTS

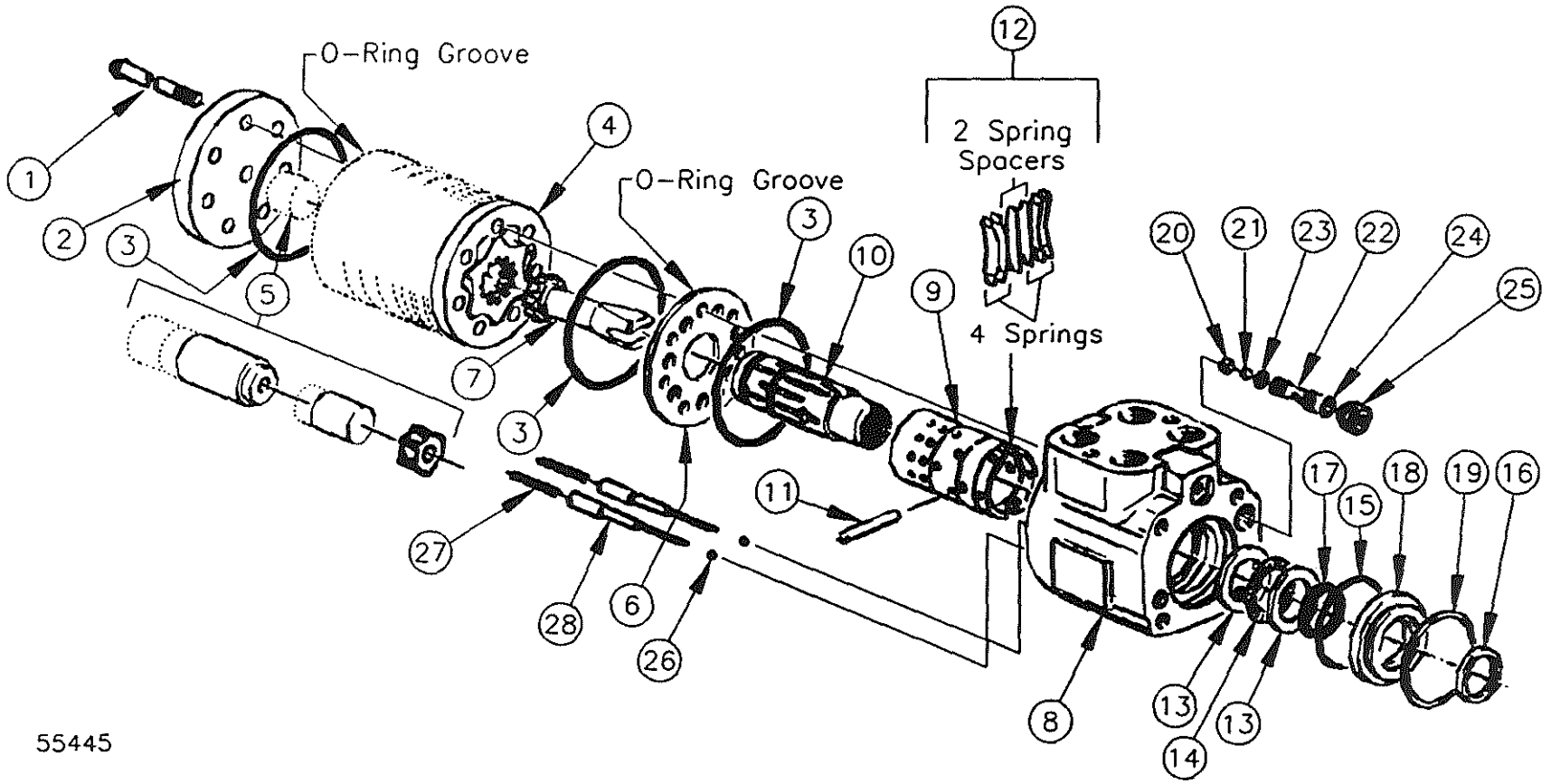
UNIT RIG

STEERING VALVE

05/25/95

55445

SHEET 1 OF 2



55445

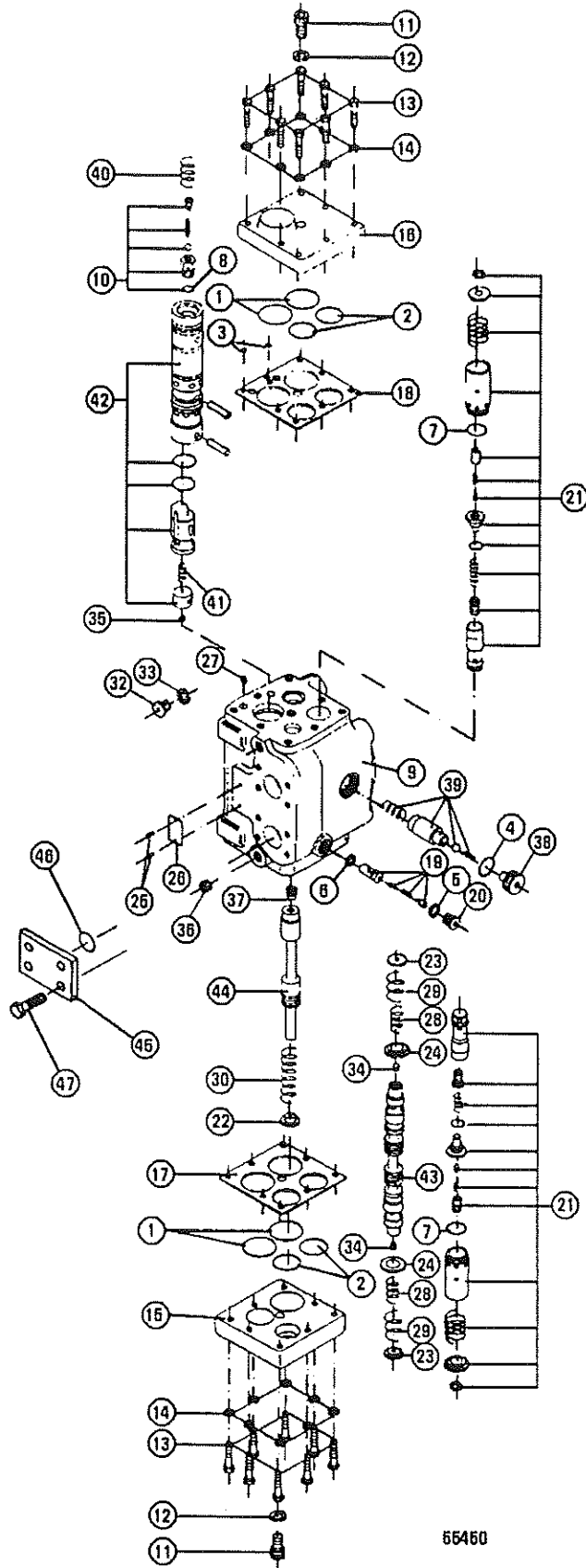
# SERVICE PART DRAWING

ITEM NO.	PART NUMBER	DESCRIPTION	QUANTITY	KITS AVAIL
K1	916307	KIT, SEAL	1	
001		CAP SCREW, 6 POINT, TORX DRIVE	7	
002		CAP, END	1	
003		SEAL, 2.89 IN. I.D.	3	K1
004	2001294	GEROTOR	1	
005	2001295	SPACER	1	
006	2001296	PLATE, SPACER	1	
007	2001297	DRIVE	1	
008		HOUSING	1	
009		SLEEVE, CONTROL	1	
010		SPOOL, CONTROL	1	
011	2001298	PIN, CENTERING	1	
012	916308	KIT, CENTERING SPRING	1	
013	915917	BEARING RACE	2	
014	915918	BEARING, NEEDLE THRUST	1	
015		SEAL, 1.86 IN. I.D.	1	K1
016		SEAL, 1 IN. I.D.	1	K1
017		SEAL, 1.046 IN. I.D.	1	K1
018	2001307	BUSHING, SEAL GLAND	1	
019	2001299	RING, RETAINING	1	
020	2001300	RETAINER, CHECK BALL	1	
021	2001301	BALL, CHECK	1	
022	2001302	SEAT, CHECK BALL	1	
023		SEAL, 0.30 IN. I.D.	1	K1
024		SEAL, 0.36 IN. I.D.	1	K1
025	2001303	SCREW, SET	1	
026	2001304	BALL, CHECK	2	
027	2001305	SPRING	2	
028	2001306	RETAINER PLUG, ANTI-CAV.	2	

UNIT RIG  
 SERVICE PARTS  
 LECTRA HAUL/DART

PART NUMBER  
 DATE  
 SHEET

55445  
 05/25/95  
 2 OF 2



55450



UNIT RIG  
SERVICE PARTS

STEERING FLOW  
AMPLIFIER VALVE

55450

06/20/95

SHEET 1 OF 2

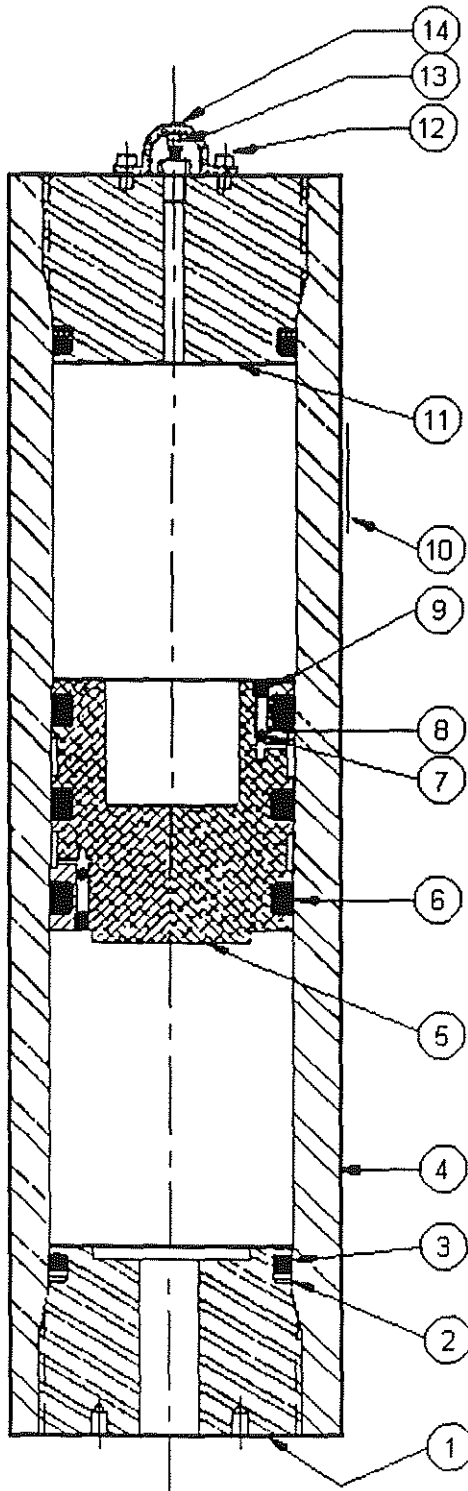
# SERVICE PART DRAWING

ITEM NO.	PART NUMBER	DESCRIPTION	QUANTITY	KITS AVAIL
K1	915850	KIT, SEAL	1	
001		.O-RING	4	K1
002		.O-RING	4	K1
003		.O-RING	2	K1
004		.O-RING	1	K1
005		.WASHER	1	K1
006		.WASHER	1	K1
007		.O-RING	2	K1
008		.O-RING	1	K1
009		.HOUSING	1	
010	915851	.VALVE, CHECK	1	
011		.SCREW	2	
012		.WASHER, SPRING	2	
013		.SCREW	16	
014		.WASHER, SPRING	16	
015	915852	.END COVER	1	
016	915853	.END COVER	1	
017	915854	.PLATE	1	
018	915855	.PLATE	1	
019	915856	.VALVE, RELIEF	1	
020	915857	.PLUG	1	
021	2000605	.VALVE, SHOCK AND SUCTION	1	
022		.STOP	1	
023		.STOP	2	
024		.SPRING GUIDE	2	
025		.DRIVE SCREW	2	
026		.NAME PLATE	1	
027	915860	.ORIFICE	1	
028	915866	.SPRING	2	
029	915867	.SPRING	2	
030	915868	.SPRING	1	
031	NOT-USED	.PART NOT USED	1	
032		.PLUG	1	
033		.WASHER	1	
034	2000358	.ORIFICE	1	
035	2000359	.ORIFICE	1	
036	915861	.ORIFICE	1	
037	2000357	.ORIFICE	1	
038	915862	.PLUG	1	
039	915863	.VALVE, COUNTER PRESSURE	1	
040	915864	.SPRING	1	
041	915865	.SPRING	1	
042		.AMPLIFIER SPOOL ASSEMBLY	1	
043		.PRIORITY VALVE SPOOL ASSEMBLY	1	
044		.DIRECTIONAL VALVE SPOOL ASSY.	1	
045		.PLATE, BLANKING	1	
046	12559	.O-RING	1	
047		.CAPSCREW	4	

UNIT RIG  
 SERVICE PARTS  
 LECTRA HAUL/DART

PART NUMBER  
 DATE  
 SHEET

55450  
 06/20/95  
 2 OF 2



55506



UNIT RIG  
SERVICE PARTS

ACCUMULATOR,  
PISTON  
15 GALLON

55506

04/21/95

SHEET 1 OF 2


# SERVICE PART DRAWING

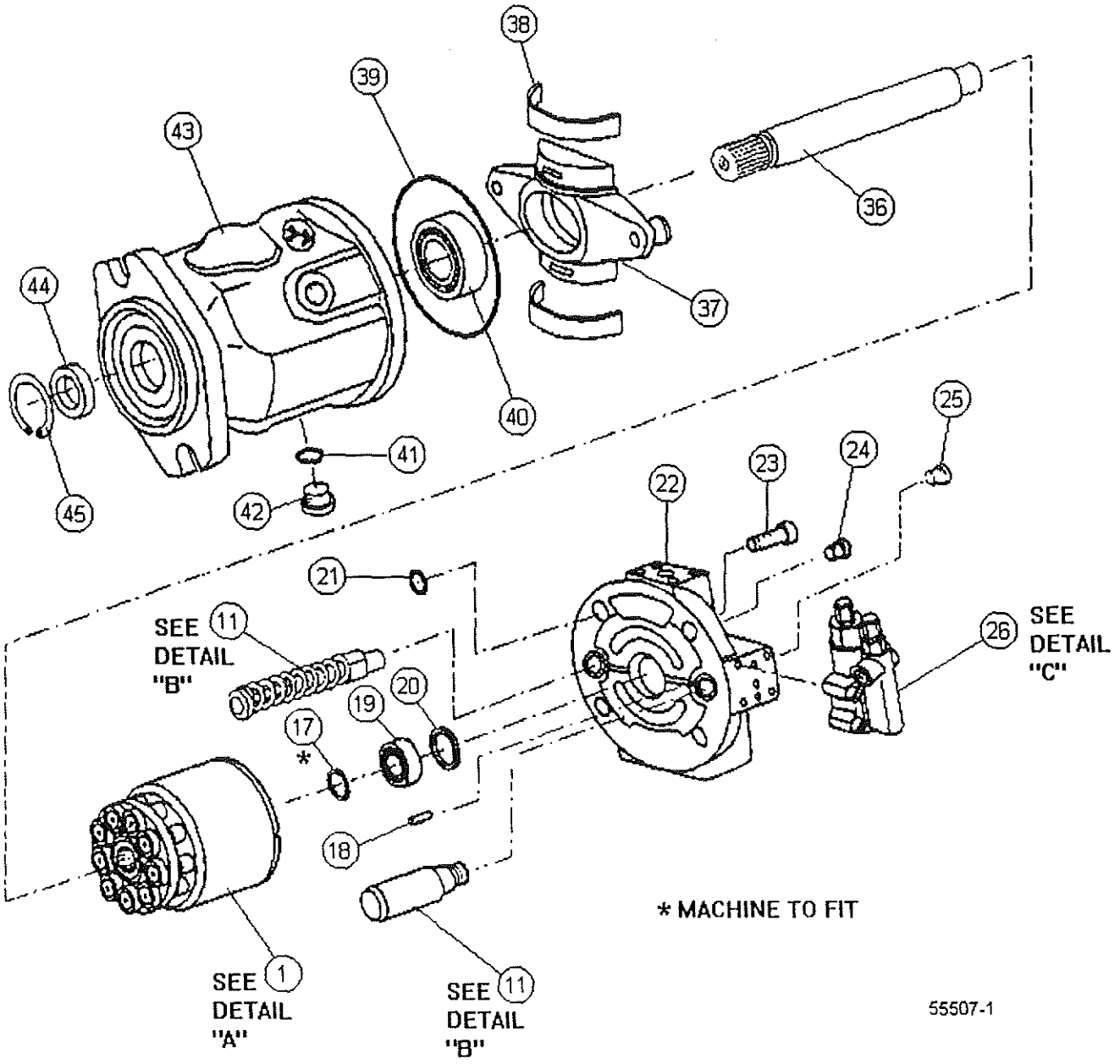
ITEM NO.	PART NUMBER	DESCRIPTION	QUANTITY	KITS AVAIL
K1	916245	KIT, SEAL	1	
001		CAP - HYDRAULIC END	1	
002		RING - BACKUP	2	K1
003		RING - ENDCAP SEAL	2	K1
004		CYLINDER - 15 GALLON	1	
005		PISTON	1	
006		RING - PISTON - T SEAL	3	K1
007	2001254	BALL - CHECK VALVE	2	
008	2001255	SPRING - CHECK VALVE	2	
009	2001256	SCREW - CHECK VALVE	2	
010		PLATE - INSTRUCTION	1	
011		CAP - GAS END	1	
012	16390	CAPSCREW, HX HD 3/8-16 X 5/8	2	
013	2001257	VALVE - GAS	1	
014		GUARD - GAS VALVE	1	

UNIT RIG  
 SERVICE PARTS  
 LECTRA HAUL/DART

PART NUMBER  
 DATE  
 SHEET

55506  
 04/21/95  
 2 OF 2





55507-1



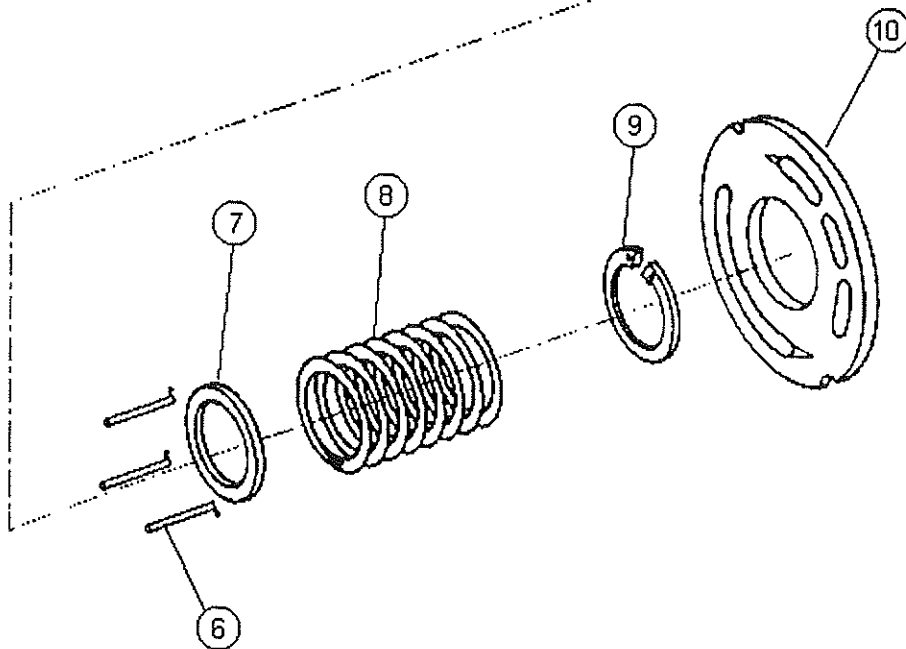
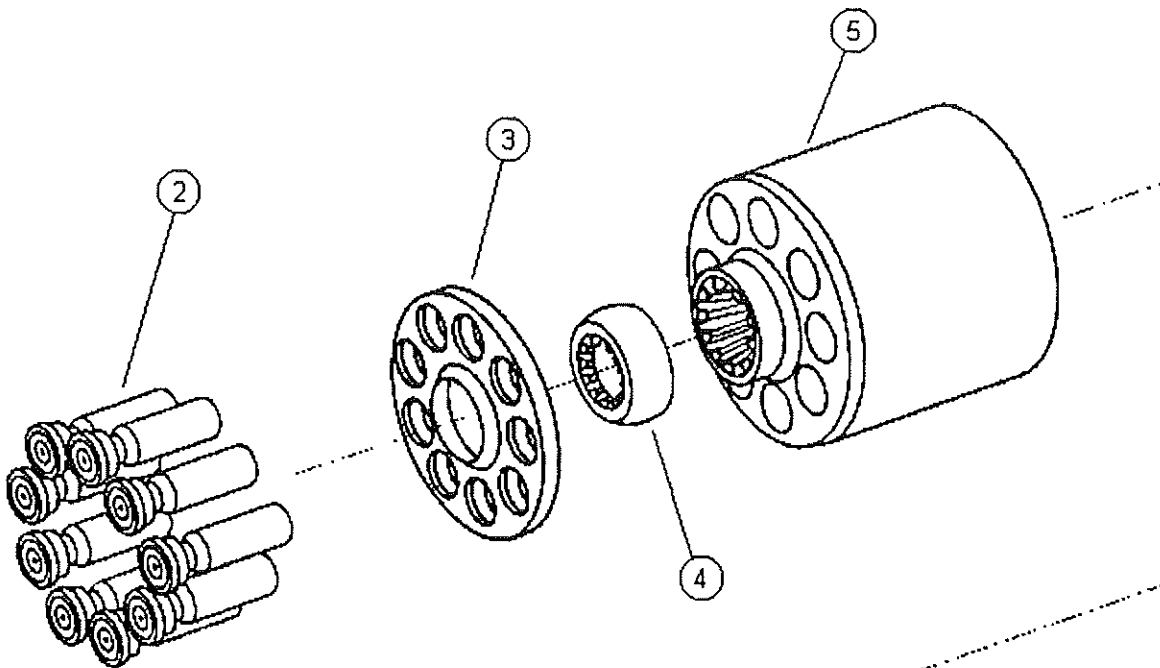
UNIT RIG  
SERVICE PARTS

STEERING  
PUMP

55507

04/19/95

SHEET 1 OF 5



55507-2

DETAIL "A"  
[ROTARY GROUP ASSEMBLY]



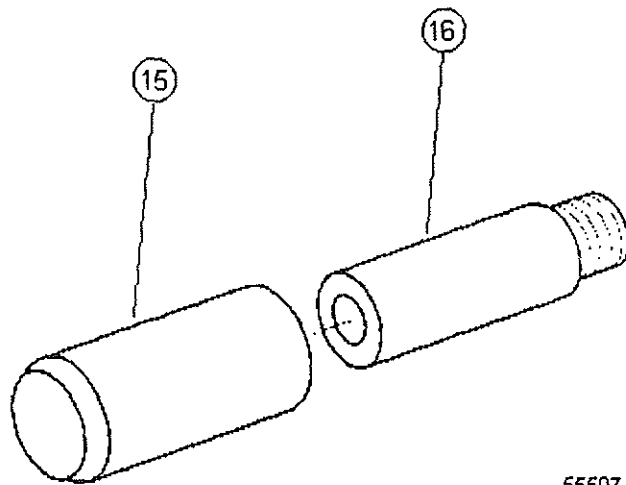
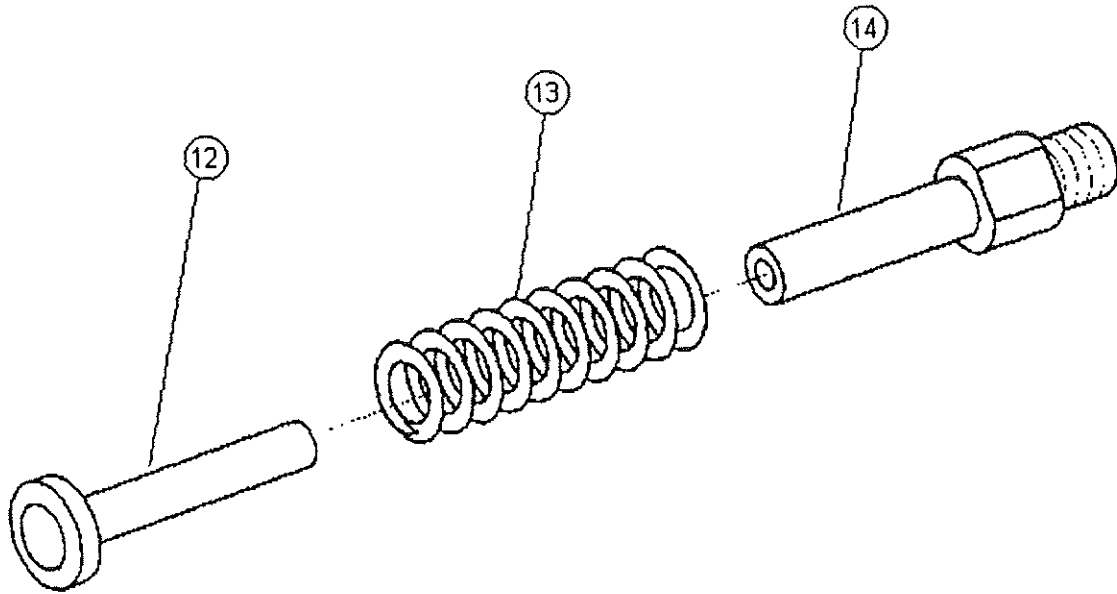
UNIT RIG  
SERVICE PARTS

STEERING  
PUMP

55507

04/19/95

SHEET 2 OF 5



55507-3

DETAIL "B"  
CONTROL PISTON ASSEMBLY



UNIT RIG

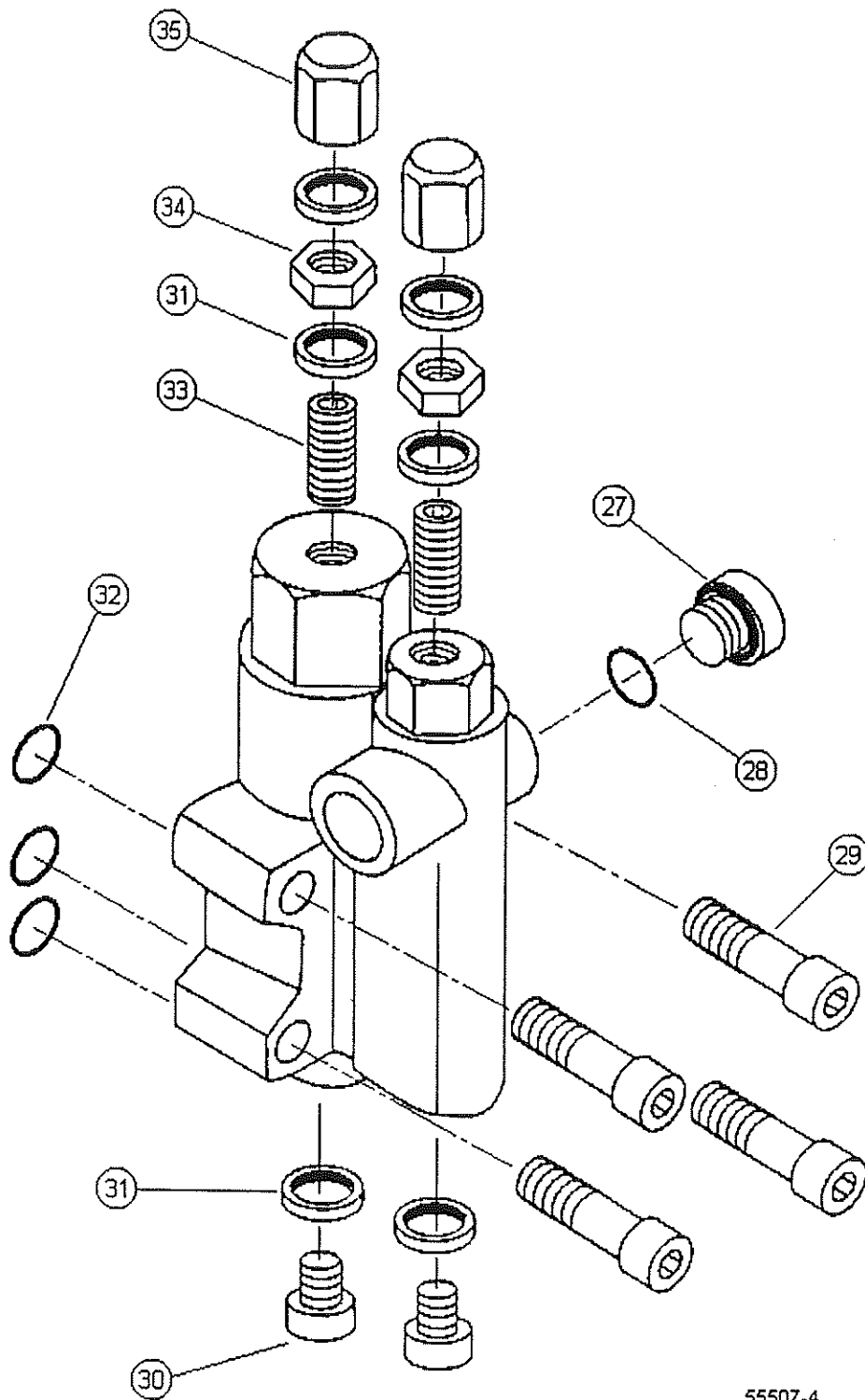
SERVICE PARTS

STEERING  
PUMP

55507

04/19/95

SHEET 3 OF 5



55507-4

DETAIL "C"  
CONTROL VALVE ASSEMBLY



UNIT RIG  
SERVICE PARTS

STEERING  
PUMP

55507

04/19/95

SHEET 4 OF 5

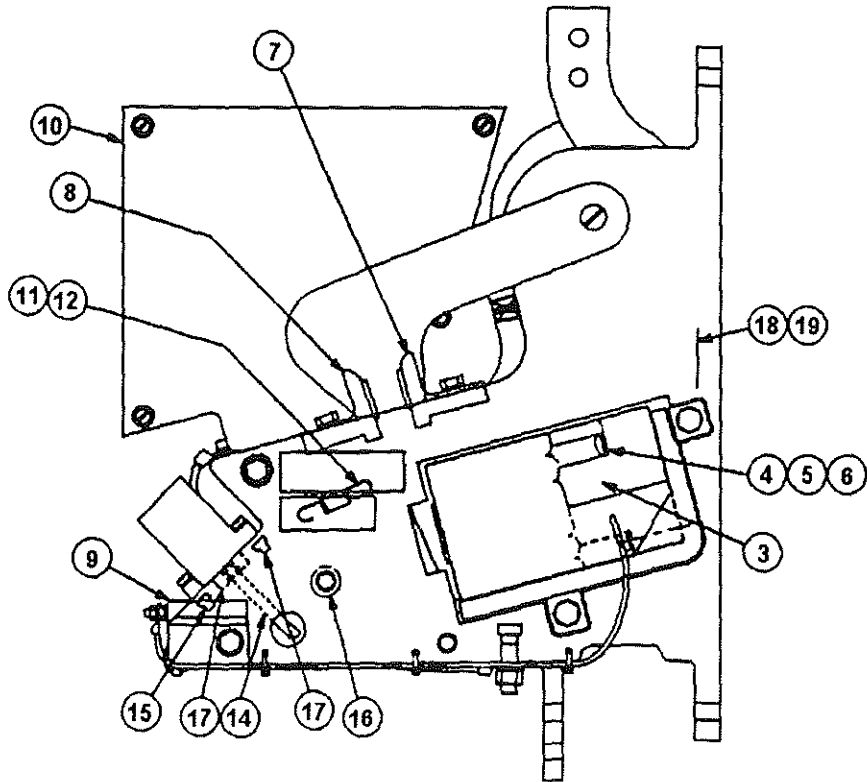
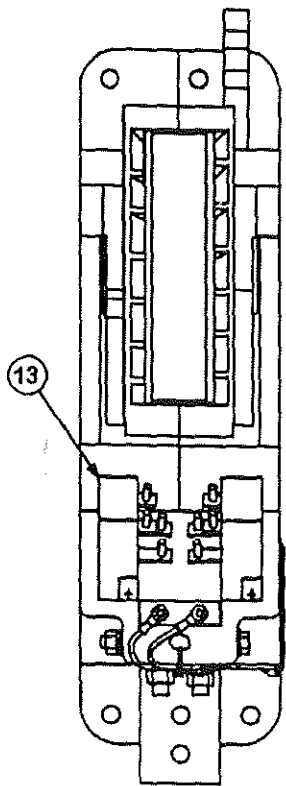
# SERVICE PART DRAWING

ITEM NO.	PART NUMBER	DESCRIPTION	QUANTITY	KITS AVAIL
K1	916311	KIT, SEAL	1	
K2	916312	KIT, BEARING	1	
K3	916313	KIT, ROTARY	1	
001		ROTARY GROUP ASSEMBLY	1	K3
002	2001329	.PISTON	9	
003		.RETAINING PLATE	1	
004	2001330	.RETAINING BALL	1	
005		.BARREL	1	
006	2001332	.PRESSURE PIN	3	
007		.DISC, RETAINING CLIP	1	
008	2001331	.SPRING	1	
009		.RETAINING RING	1	
010		.LENS PLATE	1	
011	2001321	CONTROL PISTON ASSEMBLY	1	
012		.COUNTER PISTON	1	
013	2001333	.SPRING	1	
014		.COUNTER PISTON GUIDE	1	
015		.CONTROL PISTON	1	
016		.CONTROL PISTON GUIDE	1	
017	2001324	ADJUSTING DISC (3.0 MM)	1	
018	2001327	DOWEL PIN	1	
019		BEARING TAPERED ROLLER	1	K2
020	2001323	WASHER	1	
021		O-RING	4	K1
022		BLOCK, PORT	1	
023		CAPSCREW	4	
024		PLUG	1	K1
025		PLUG	1	K1
026	2001326	CONTROL VALVE ASSEMBLY	1	
027		.PLUG	1	
028		.O-RING	1	K1
029		.CAPSCREW	4	
030		.PLUG	2	
031		.USIT RING	6	K1
032		.O-RING	3	K1
033		.ADJUSTING SCREW	2	
034		.JAM NUT	2	
035		.ACORN NUT	2	
036	2001322	DRIVE SHAFT	1	
037		CRADLE ASSEMBLY	1	K3
038		BEARING, CRADLE	2	K2
039		O-RING	1	K1
040		BEARING, TAPERED ROLLER	1	K2
041		O-RING	1	K1
042		PLUG (INCLUDES ITEM 41)	1	
043		PUMP HOUSING	1	
044		SEAL, SHAFT	1	K1
045	2001325	SEEGAR V-RING	1	

UNIT RIG  
 SERVICE PARTS  
 LECTRA HAUL/DART

PART NUMBER  
 DATE  
 SHEET

55507  
 04/19/95  
 5 OF 5



UNIT RIG  
SERVICE PARTS

CONTACTOR  
WITH INTERLOCK  
AIRLESS P1

55537

03/05/98 SHEET 1 OF 2

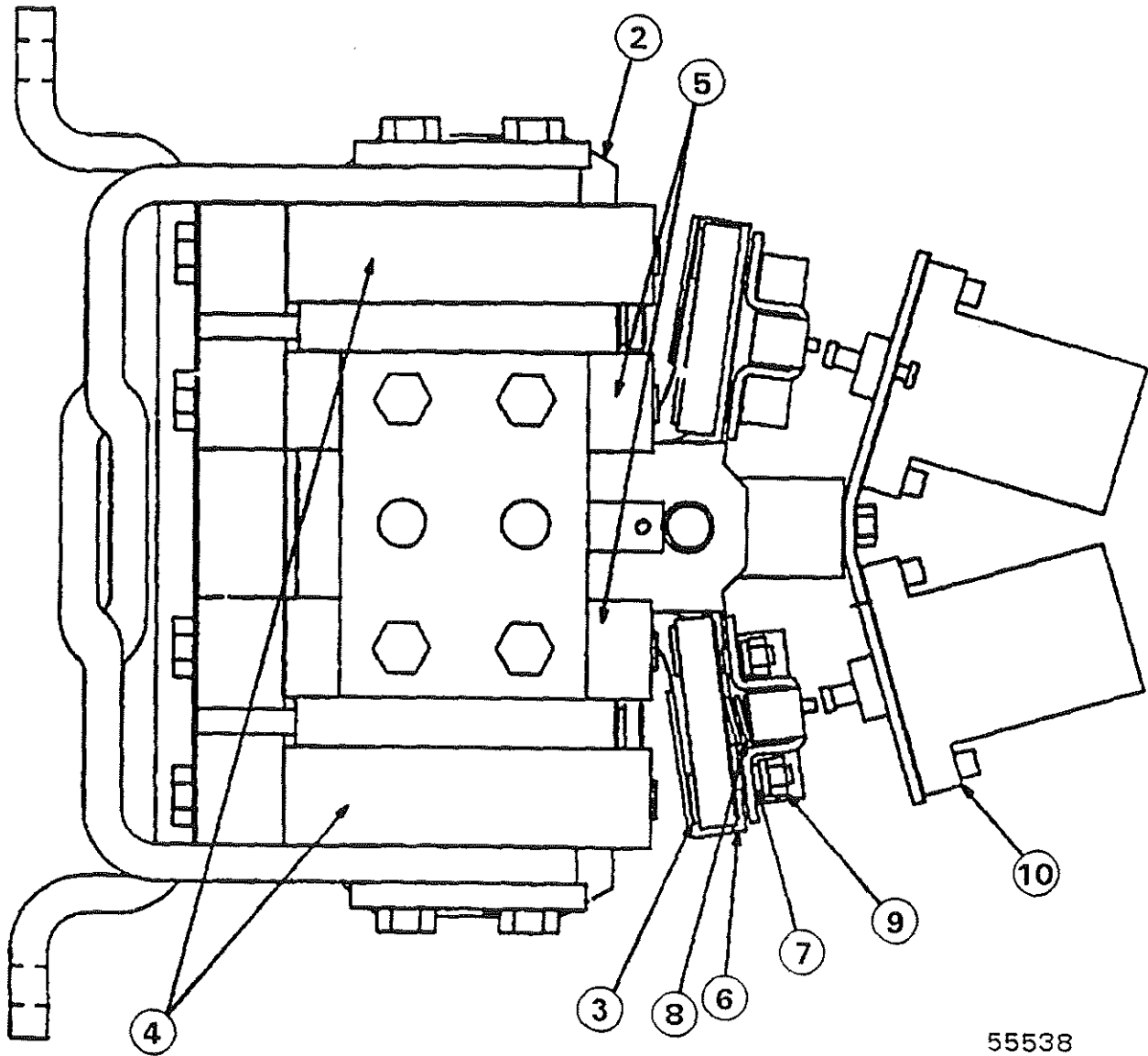
# SERVICE PART DRAWING

ITEM NO.	PART NUMBER	DESCRIPTION	QUANTITY	KITS AVAIL
001		CONTACTOR	1	
002	2002293	.COIL KIT, 28 VOLT	1	
003	2001432	..COIL, 28 VOLT	1	
004	2002412	..SCREW, CROSS PAN HEAD	2	
005	2002413	..WASHER, SPECIAL, 1/4 IN.	2	
006	10178	..WASHER, HELICAL, 1/4 IN.	2	
007	2001433	.CONTACT, STATIONARY	1	
008	2001434	.CONTACT, MOVEABLE	2	
009	2001435	.SUPPRESSOR, TRANSIENT 28 VOLT	1	
010	2001436	.ARC CHUTE	1	
011	2001437	.SPRING, RETURN - LEFT SIDE	1	
012	2001438	.SPRING, RETURN - RIGHT SIDE	1	
013	2001430	.INTERLOCK (1NO-1NC)	1	
014	2002415	.INTERLOCK PIN AND SCREW ASSY.	1	
015	2002416	.GASKET	1	
016	2002417	.O-RING	4	
017	2002418	.NUT, HEX, SPECIAL NO. 10-32	2	
018	2002419	.SHIM, CONTACT BAR 0.010"	1	
019	2002420	.SHIM, CONTACT BAR 0.032"	1	

UNIT RIG  
 SERVICE PARTS  
 LECTRA HAUL/DART

PART NUMBER  
 DATE  
 SHEET

55537  
 03/05/98  
 2 OF 2



55538



UNIT RIG  
SERVICE PARTS

REVERSER CONTACTOR

55538

01/10/97

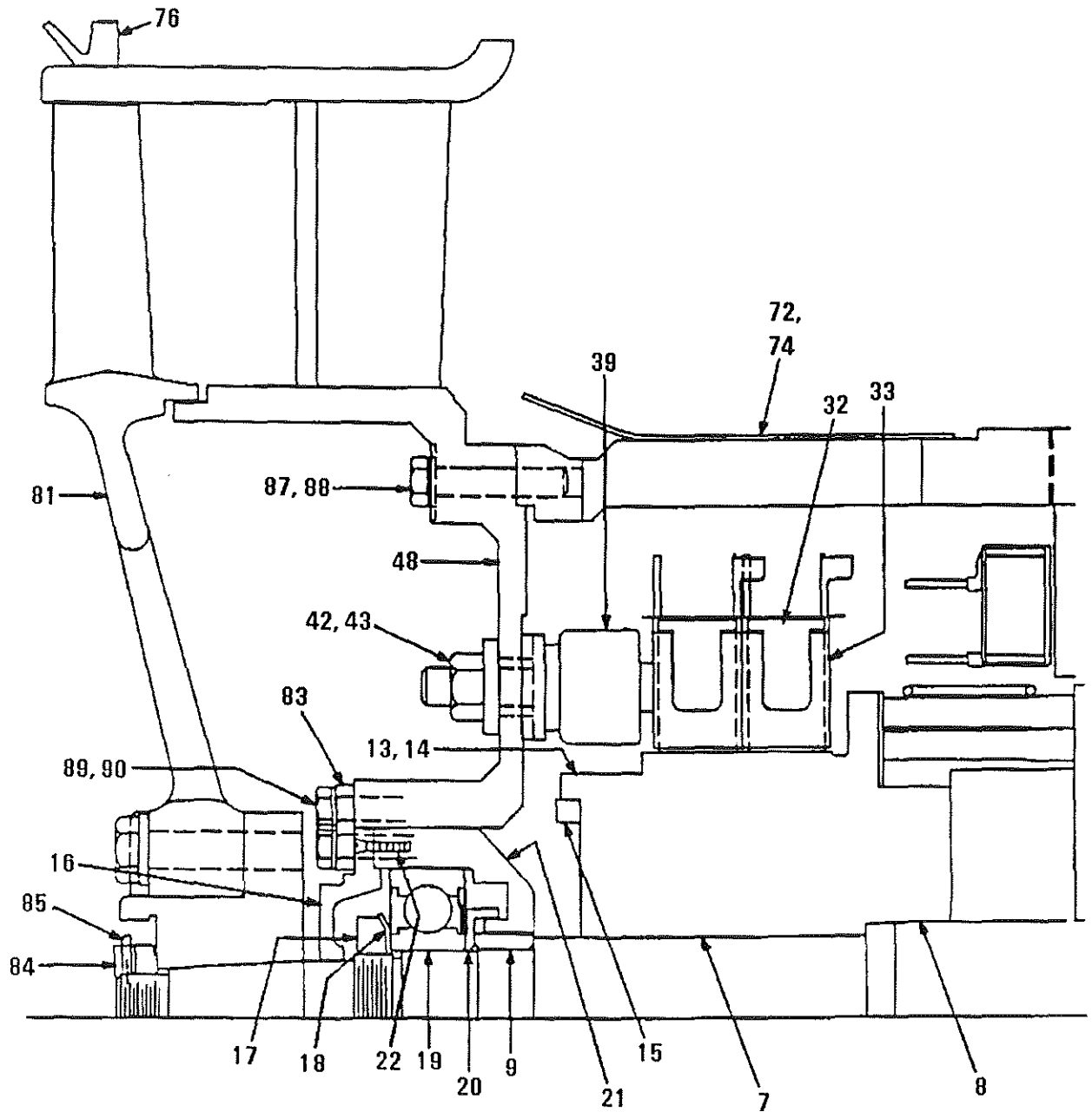
SHEET 1 OF 2

# SERVICE PART DRAWING

ITEM NO.	PART NUMBER	DESCRIPTION	QUANTITY	KITS AVAIL
K01	2001422	CONTACT KIT	1	398313
001		CONTACTOR, LATCHING, REVERSING	1	
002	2001421	.COIL, 28 VOLT	1	
003		..MOVEABLE CONTACT	8	K01
004		..STATIONARY CONTACT	4	K01
005		..STATIONARY CONTACT	4	K01
006		..INSULATOR	8	K01
007		..BEARING	16	K01
008		..CONTACT SPRING	8	K01
009		..LOCKNUT, NO. 10-32, HEX	16	K01
010	2001430	.INTERLOCK	4	

UNIT RIG  
 SERVICE PARTS  
 LECTRA HAUL/DART

PART NUMBER 55538  
 DATE 01/10/97  
 SHEET 2 OF 2



55554-1



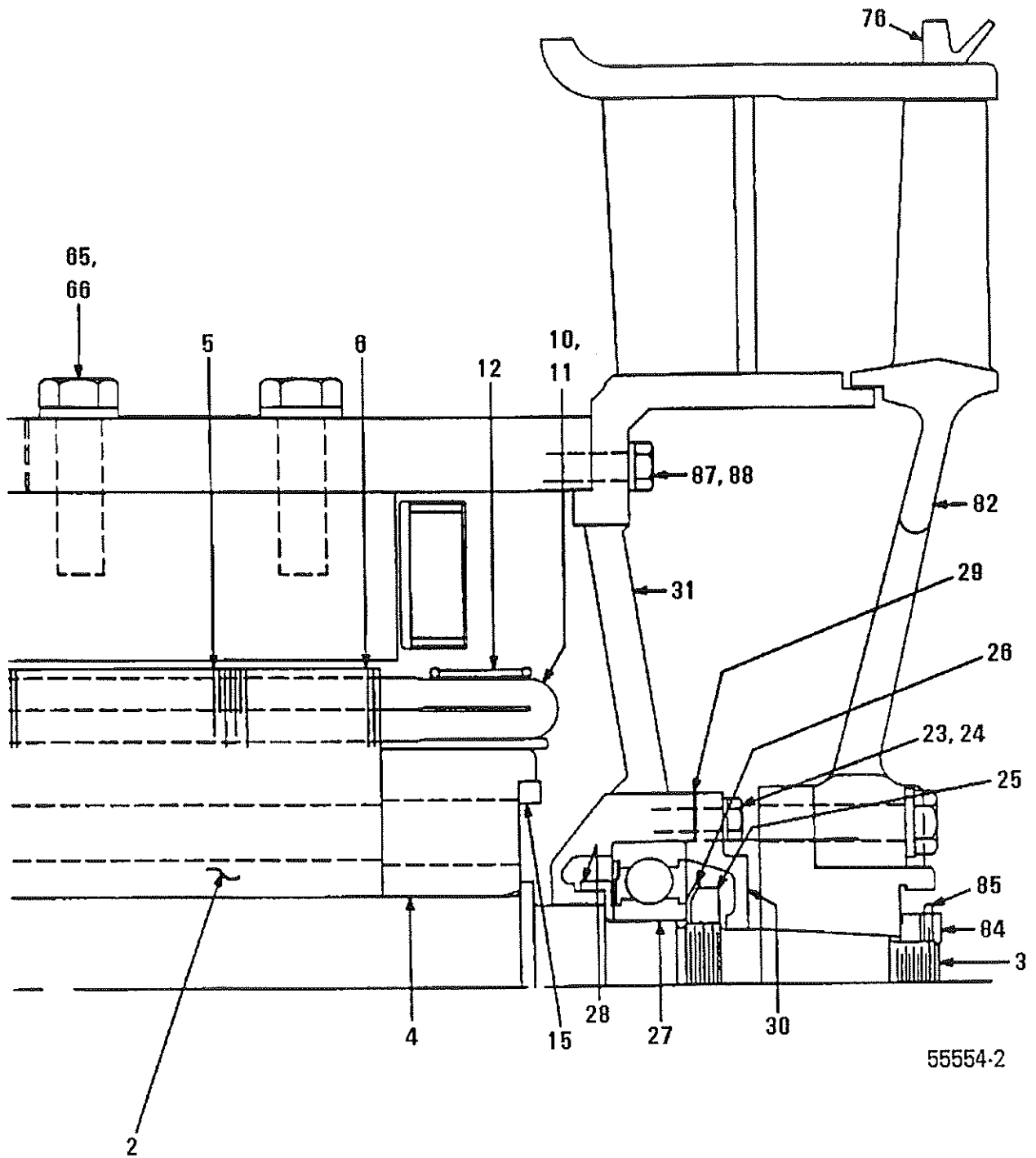
UNIT RIG  
SERVICE PARTS

GRID BLOWER  
MOTOR

55554

06/28/95

SHEET 1 OF 8



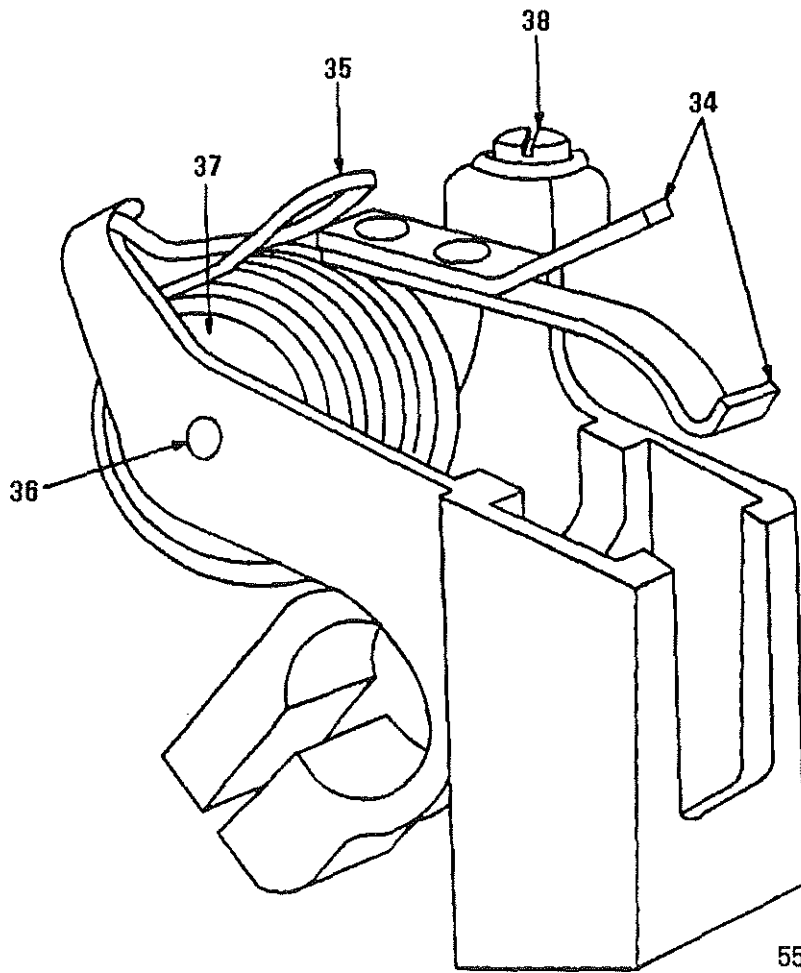
UNIT RIG  
 SERVICE PARTS

GRID BLOWER  
 MOTOR

55554

06/28/95

SHEET 2 OF 8



55554-3



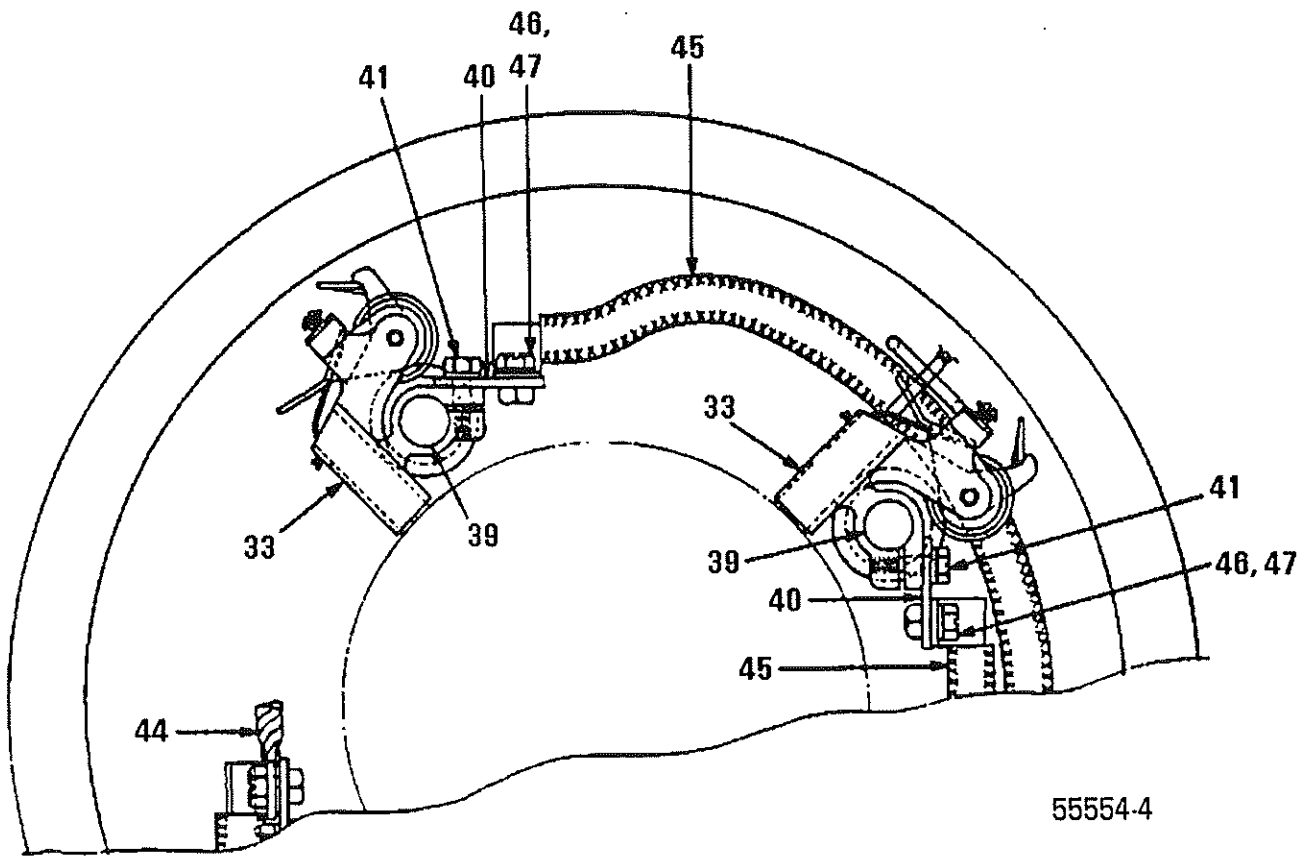
UNIT RIG  
SERVICE PARTS

GRID BLOWER  
MOTOR

55554

06/28/95

SHEET 3 OF 8



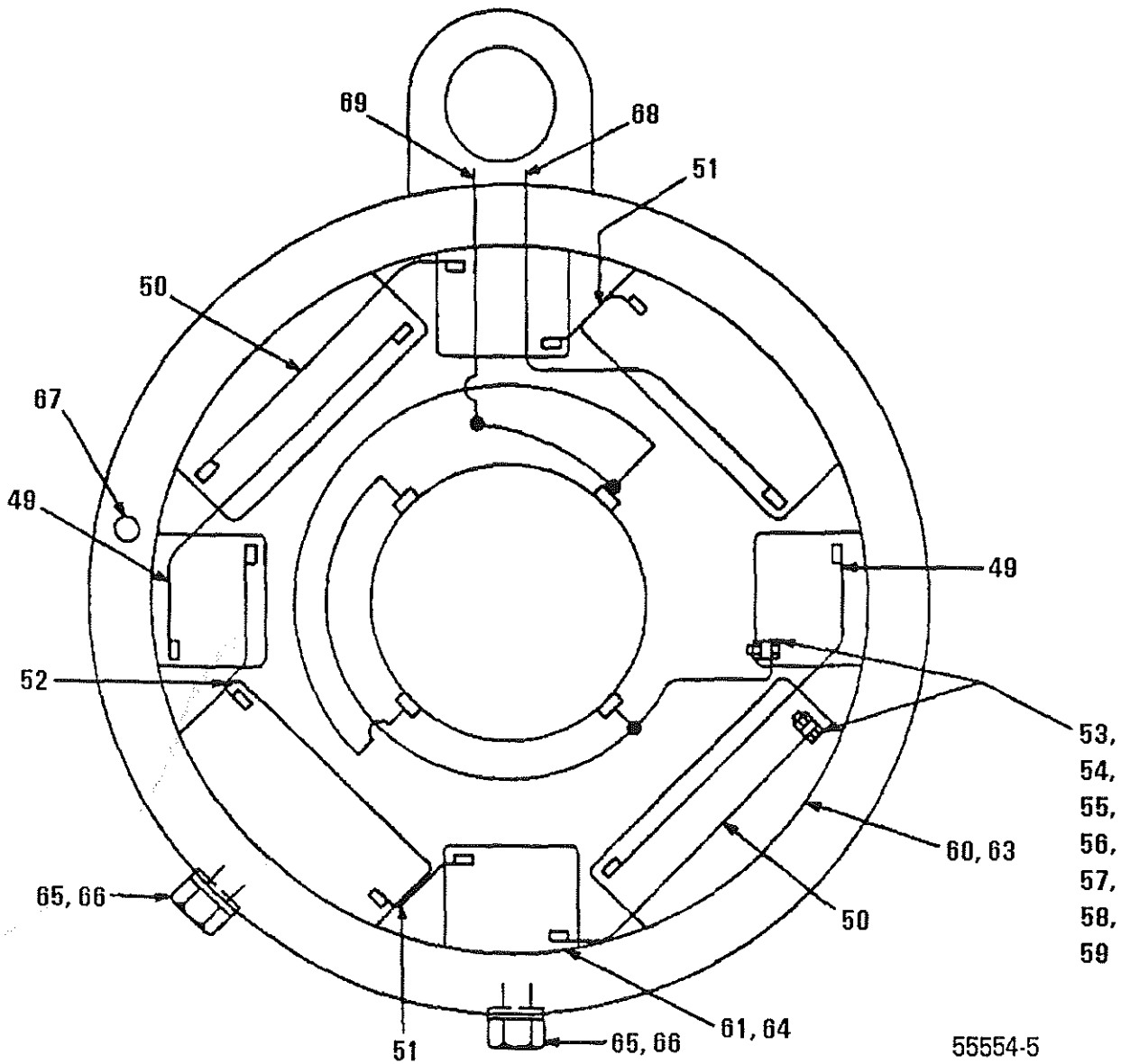
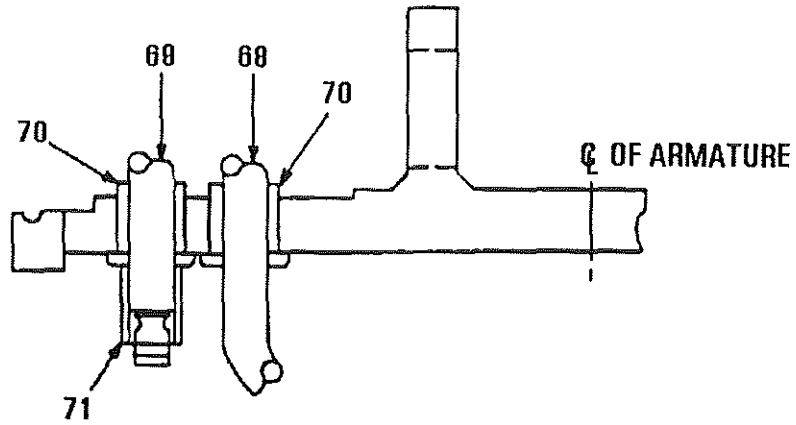
UNIT RIG  
SERVICE PARTS

GRID BLOWER  
MOTOR

55554

06/28/95

SHEET 4 OF 8



55554-5



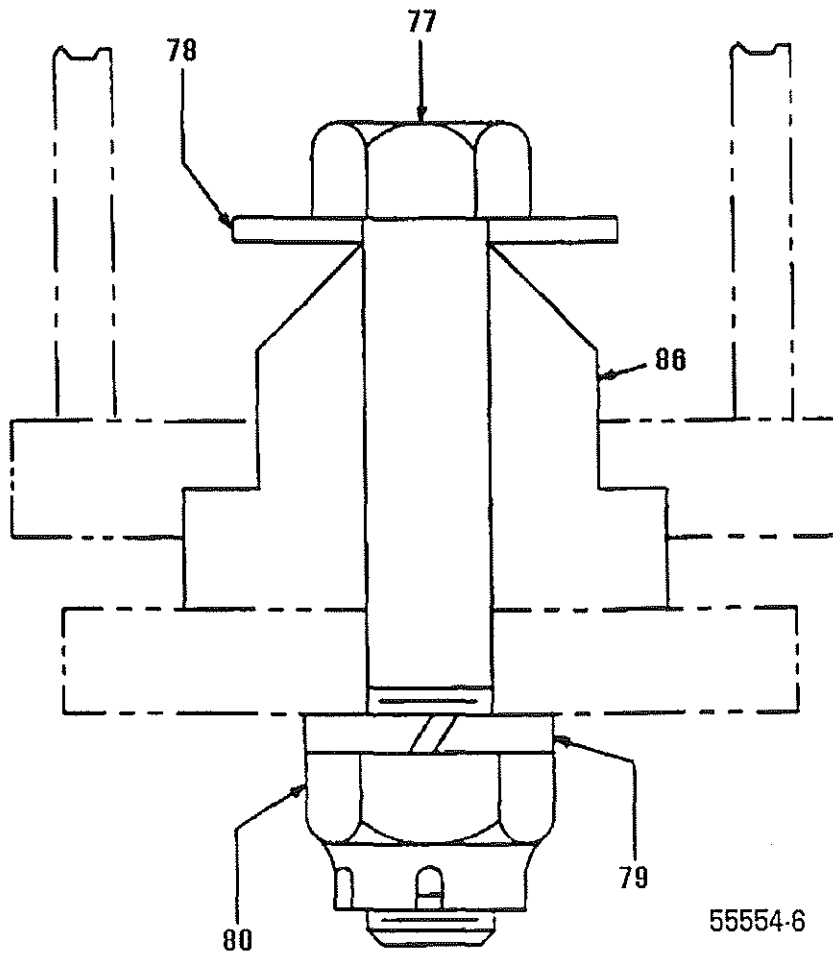
UNIT RIG  
SERVICE PARTS

GRID BLOWER  
MOTOR

55554

06/28/95

SHEET 5 OF 8



UNIT RIG  
SERVICE PARTS

GRID BLOWER  
MOTOR

55554

06/28/95

SHEET 6 OF 8

# SERVICE PART DRAWING

ITEM NO.	PART NUMBER	DESCRIPTION	QUANTITY	KITS AVAIL
001		BLOWER	1	
002	914514	.ARMATURE ASSEMBLY	1	
003	2000718	..SHAFT	1	
004		..ARMATURE HEAD	1	
005		..PUNCHING, MAIN, 0.0185 THICK	256	
006		..PUNCHING, END, 0.0673 THICK	4	
007		..COMMUTATOR	1	
008		..SPACER	1	
009	701083	..SLEEVE	1	
010	914513	..REWIND KIT, ARMATURE	1	
011		..PERMAFIL PUTTY	1	
012		..GLASS TAPE, 0.014 THK, 3/8 W	1	
013		..CORD, 0.070 IN. DIA.	1	
014		..VARNISH	1	
015		..BALANCE WEIGHT 5/16 X 3/4 OD	2	
016	700898	.BEARING CAP	1	
017	913619	.NUT, HEX, 1 11/16 IN-16	1	
018	913618	.LOCKWASHER, 1 23/32 IN ID	1	
019	900953	.BALL BEARING	1	
020	913617	.FLINGER, LUBRICANT	1	
021	700216	.BEARING HOUSING	1	
022		.SCREW, SL FL HD 10-32 X 5/8	2	
023	10179	.LOCKWASHER, 5/16 IN.	6	
024	10008	.BOLT, HEX HD 5/16-18 X 1 LONG	6	
025	913619	.NUT, HEX, 1 11/16 IN-16	1	
026	913618	.LOCKWASHER, 1 23/32 IN ID	1	
027	900953	.BALL BEARING	1	
028	913617	.FLINGER, LUBRICANT	1	
029	913476	.ADHESIVE, RTV SILMATE 1473	1	
030	912741	.BEARING CAP	1	
031		.FRAME HEAD	1	
032	2001211	.CARBON BRUSH	8	
033	900954	.BRUSH HOLDER	8	
034	900460	..ARM, PRESSURE	8	
035	901566	..SPRING	8	
036	900462	..PIN SPRINGDOWEL 3/16 X 1 1/8	8	
037	900463	..HUB, OUTER	8	
038	901559	..BOLT W/WASHER 10-32 X 1/2 LG	8	
039	700367	.BRUSH HOLDER STUD	4	
040		.CONNECTION STRAP	4	
041	700766	.BOLT W/WASHER HEX 1/4-20 X 1	8	
042	17412	.LOCKNUT, 1/2 IN-13	4	
043	903336	.WASHER, FLAT 0.562 ID 1.25 OD	4	
044	901563	.FLEXIBLE CONNECTOR	1	
045	2000719	.CABLE ASSEMBLY, 17 3/4 IN LG.	2	
046		.BOLT, SL HEX HD 1/4-20 X 5/8	4	
047	10178	.LOCKWASHER, 1/4 IN.	4	
048		.FRAME HEAD	1	
049	2000720	.CONNECTION STRAP, INSULATED	2	
050	701775	.CONNECTION STRAP, INSULATED	2	

UNIT RIG  
SERVICE PARTS  
LECTRA HAUL/DART

PART NUMBER  
DATE  
SHEET

55554  
06/28/95  
7 OF 8


## SERVICE PART DRAWING

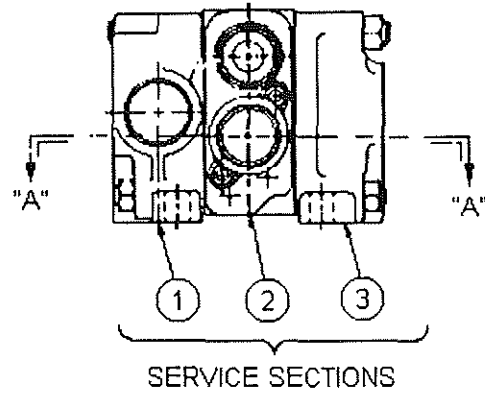
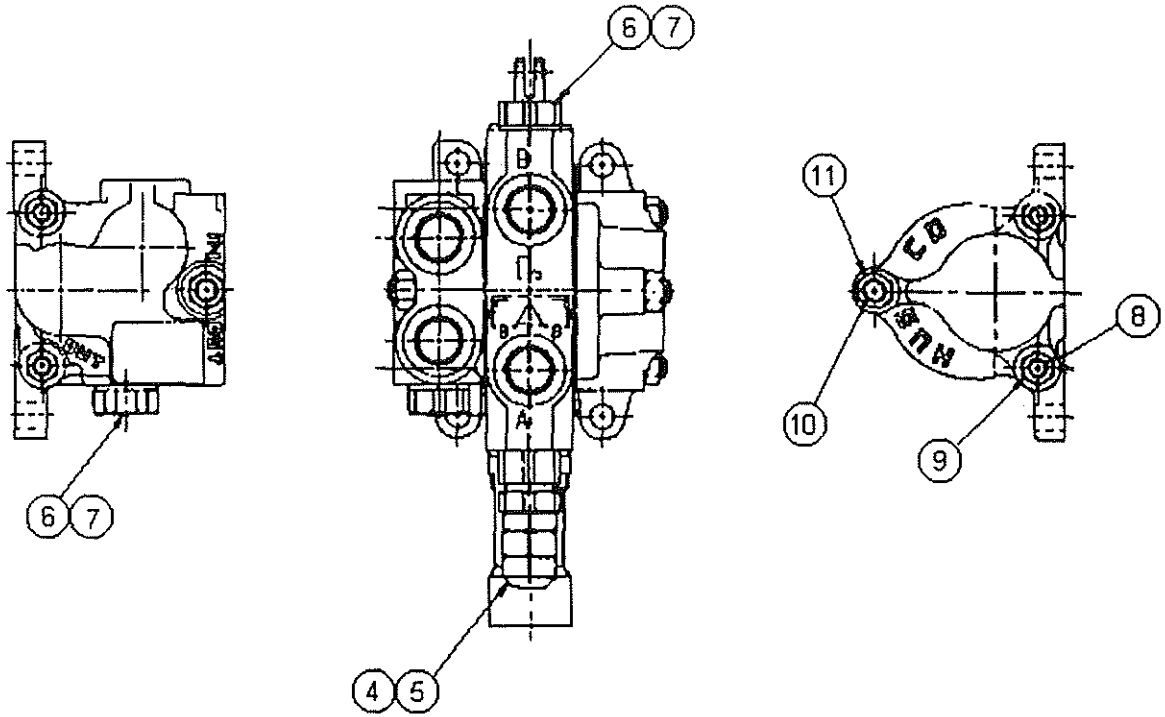
ITEM NO.	PART NUMBER	DESCRIPTION	QUANTITY	KITS AVAIL
051	2001161	.CONNECTION STRAP	2	
052	2001162	.CONNECTION STRAP	1	
053		.BOLT, SL HEX HD 1/4-20 X 5/8	16	
054	10124	.NUT, HEX 1/4 IN-20	16	
055	10178	.LOCKWASHER, 1/4 IN.	16	
056	52367	.WASHER, 1/4 IN.	16	
057		.TAPE, GLASS CLOTH .010 X 0.75	1	
058		.TAPE, FIBERGLASS .007 X 1 WD.	1	
059		.VARNISH	1	
060	2000721	.COIL WITH TERMINALS, EXCITING	4	
061	2000722	.COIL W/TERMINALS, COMMUTATING	4	
062		NOT USED	1	
063	700904	.POLE PIECE, EXCITING COIL	4	
064	700905	.POLE PIECE, COMMUTATING COIL	4	
065	10047	.BOLT, HEX HD, 5/8-11 X 2 LONG	16	
066	10183	.LOCKWASHER, 5/8 IN.	16	
067		.DOWEL PIN, 5/16 DIA X 9/16 LG	2	
068	700370	.CABLE ASSEMBLY, 84 IN. LONG	1	
069	901564	.CABLE ASSEMBLY, 77.50 IN LONG	1	
070	2000723	.BUSHING, 17/32 IN ID	2	
071	915418	.BUSHING, 3/4 IN ID	1	
072	913249	.COVER WITH LATCH	1	
073	913836	..LATCH	1	
074	913248	.COVER WITH LATCH	1	
075	913836	..LATCH	1	
076	52668	.V-RING SEAL	2	
077	25114	.BOLT, HEX HD 1/2-13 X 3 1/4	4	
078	22465	.WASHER, 1/2 IN.	4	
079	10182	.LOCKWASHER, 1/2 IN.	4	
080	17412	.NUT, HEX, 1/2-13 SELF LOCKING	4	
081	915231	.FAN	1	
082	915232	.FAN	1	
083	700899	.END PLATE	1	
084	911968	.NUT, HEX, 1 1/8 IN-18	2	
085		.COTTER PIN, 1/8 DIA X 2 1/2	2	
086	703400	.RUBBER MOUNT	4	
087	10013	.BOLT, HEX HD 3/8-16 X 1 1/4	16	
088	10180	.LOCKWASHER, 3/8 IN.	16	
089	10008	.BOLT, HEX HD 5/16-18 X 1 LONG	8	
090	10179	.LOCKWASHER, 5/16 IN.	8	

UNIT RIG  
SERVICE PARTS  
LECTRA HAUL/DART

PART NUMBER  
DATE  
SHEET

55554  
06/28/95  
8 OF 8





55561-1



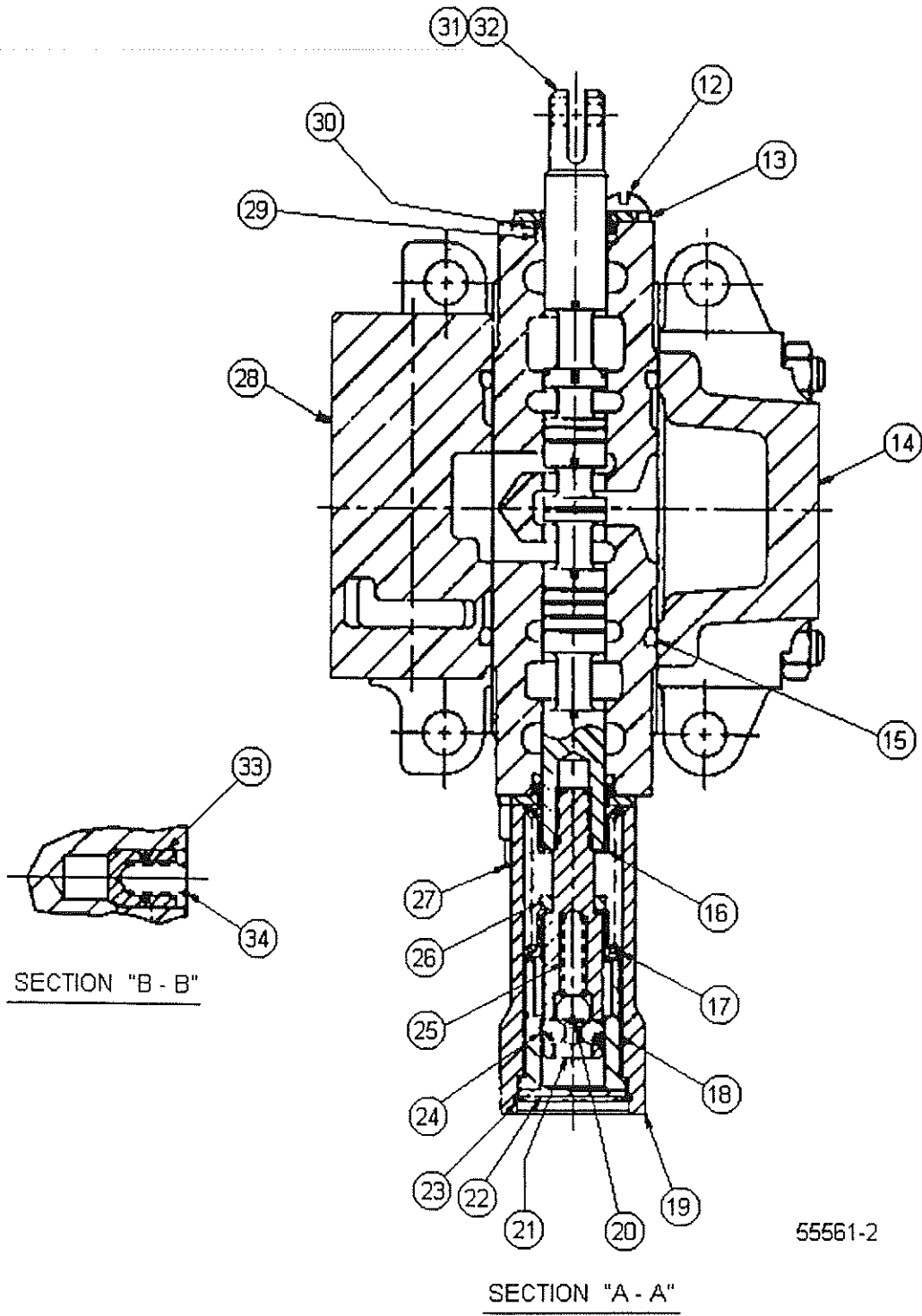
UNIT RIG  
SERVICE PARTS

PILOT CONTROL VALVE


55561

06/02/98

SHEET 1 OF 3



55561-2

	UNIT RIG	PILOT CONTROL VALVE	55561	
	SERVICE PARTS		06/02/98	SHEET 2 OF 3

# SERVICE PART DRAWING

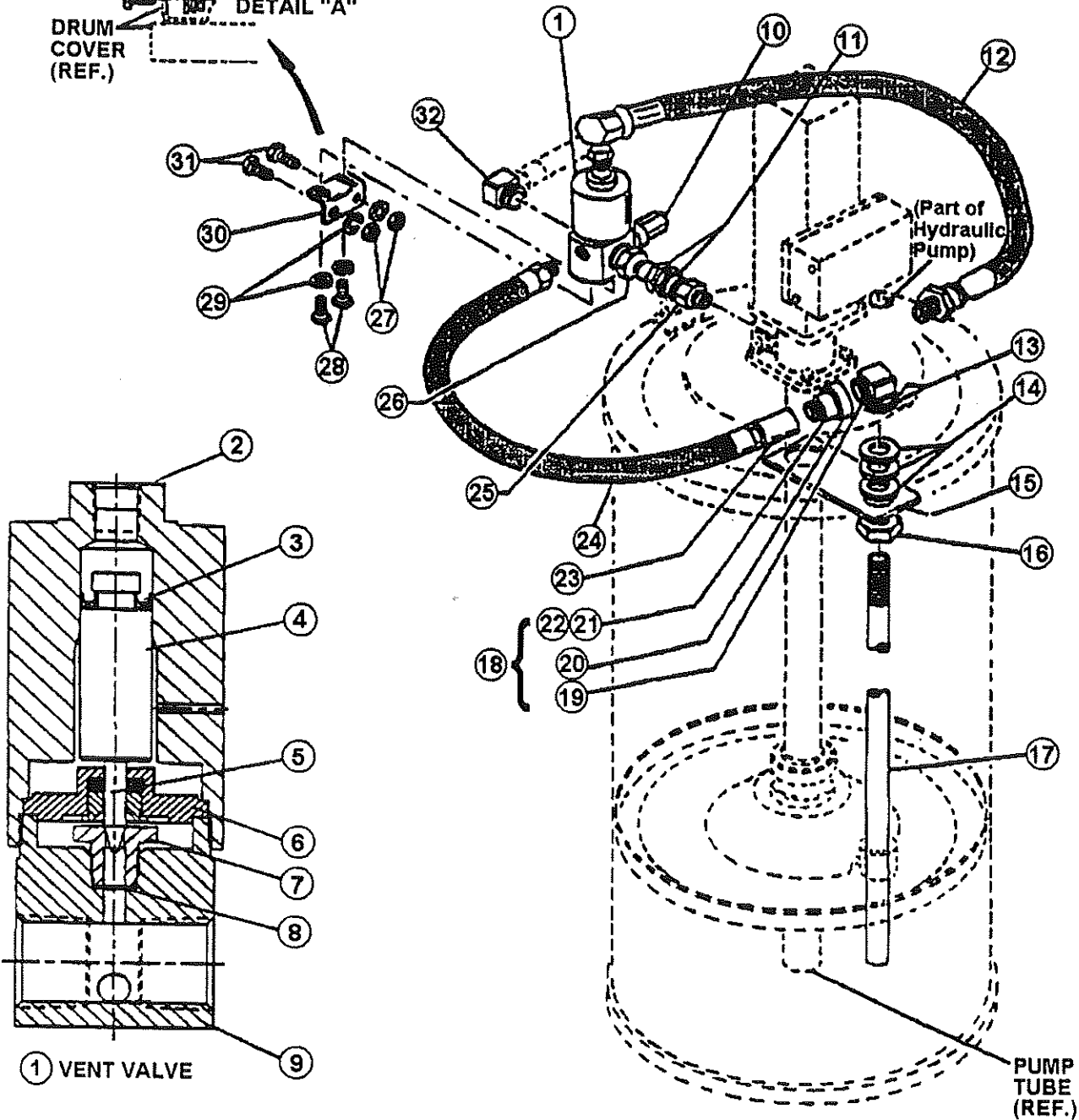
ITEM NO.	PART NUMBER	DESCRIPTION	QUANTITY	KITS AVAIL
K1	916297	KIT, MAJOR REPAIR	1	
K2	916295	KIT, SEAL	1	
K3	916298	KIT, DETENT REPAIR	1	
001	916304	INLET SECTION ASSEMBLY	1	
002	916305	SPOOL SECTION ASSEMBLY	1	
003	1022311	OUTLET SECTION ASSEMBLY	1	
004	916303	RELIEF VALVE ASSEMBLY	1	
005	916296	.KIT, SEAL AND SPRING REPAIR	1	K1
006	703317	SHUT-OFF PLUG ASSEMBLY	2	
007		.SEAL, SPECIAL	1	K1, K2
008		TIE ROD	2	
009	1014512	NUT - SPECIAL	4	
010		TIE ROD	1	
011	1013275	NUT - SPECIAL	2	
012		MACHINE SCREW, ROUND HEAD	2	
013		PLATE - SEAL	2	
014		HOUSING - OUTLET	1	
015		O-RING	2	K1, K2
016		SPRING SEAT	2	K1, K3
017		SPRING	1	K1, K3
018		SLEEVE - DETENT	1	K1, K3
019	2002525	CAP - SPOOL	1	
020		BALL	1	K1, K3
021		SPOOL END - DETENT PIN	1	K1, K3
022	2002526	SPACER	1	
023	2002527	RETAINING RING - INT.	1	K2, K3
024		BALL	4	K1, K3
025		SPRING	1	K1, K3
026		SPACER	1	
027	2002528	CAPSCREW - SOCKET HEAD	2	
028		HOUSING - INLET	1	
029		O-RING	2	K1, K2
030		WIPER	2	K1, K2
031		SPOOL	1	
032		HOUSING - SPOOL	1	
033	1022336	POPPET - C.V.	1	
034	1023030	SPRING	1	

UNIT RIG  
 SERVICE PARTS  
 LECTRA HAUL/DART

PART NUMBER  
 DATE  
 SHEET

55561  
 06/02/98  
 3 OF 3

30  
 DRUM COVER (REF.)  
 DETAIL "A"



1 VENT VALVE

PUMP TUBE (REF.)



UNIT RIG  
 SERVICE PARTS

VENT VALVE KIT

55563

03/30/98

SHEET 1 OF 2

# SERVICE PART DRAWING

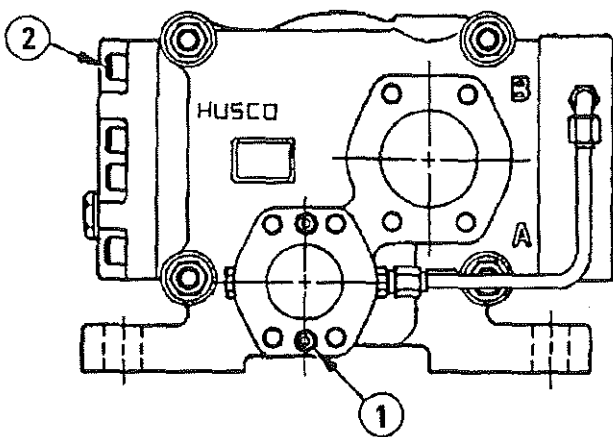
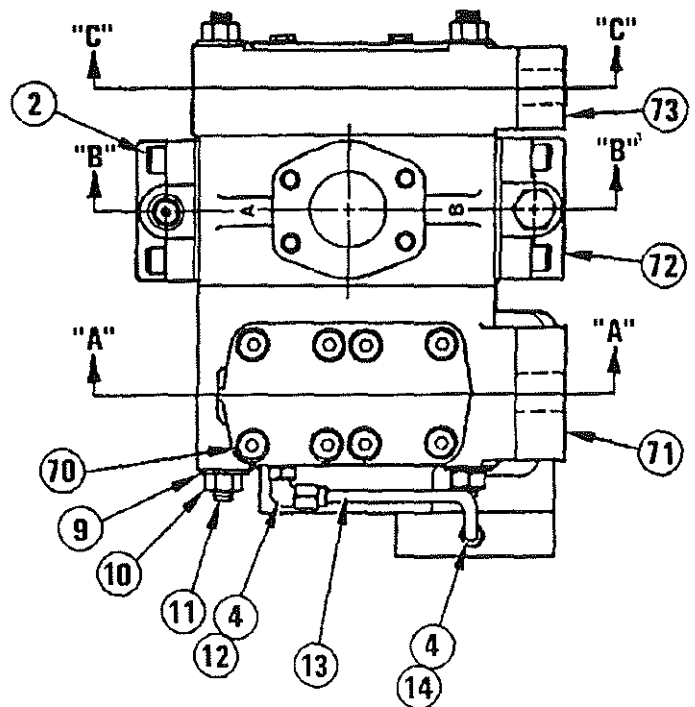
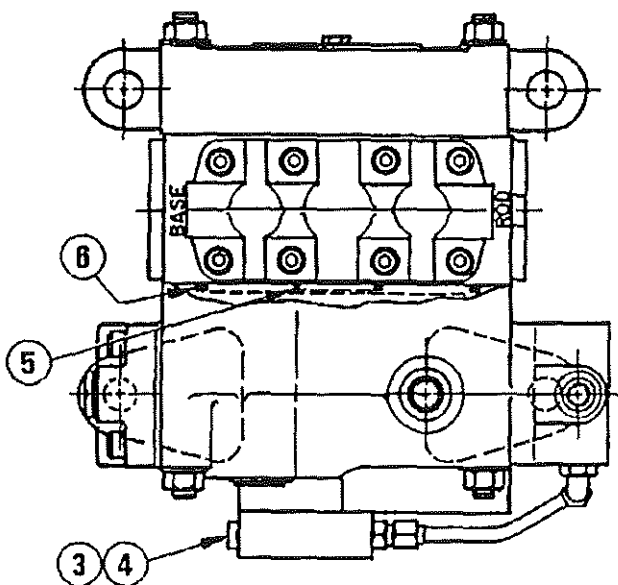
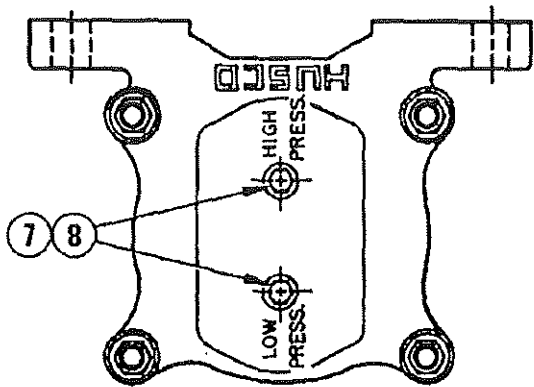
ITEM NO.	PART NUMBER	DESCRIPTION	QUANTITY	KITS AVAIL
001	2002431	VENT VALVE	1	
002		.CYLINDER	1	
003	2002432	.U-CUP	1	
004		.PISTON	1	
005	701717	.NEEDLE	1	
006	1029646	.PACKING ASSEMBLY	1	
007	701716	.VALVE SEAT	1	
008	1020249	.CHECK SEAT GASKET	1	
009		.VALVE BODY	1	
010	1004510	SAFETY UNLOADER	1	
011	1028474	OUTLET CHECK VALVE	1	
012	2001286	HOSE ASSEMBLY	1	
013	1020247	COPPER WASHER (GASKET)	2	
014	1022174	STEEL WASHER	3	
015	1020800	BRACKET	1	
016	1013716	ADAPTER	1	
017	1025702	VENT TUBE	1	
018	1028470	ELBOW UNION ASSEMBLY	1	
019		.CHECK HOUSING	1	
020		.UNION NUT	1	
021		.WASHER	1	
022		.UNION NIPPLE	1	
023		COUPLING	1	
024	2002433	HOSE	1	
025	1013716	ADAPTER FITTING	1	
026	1014046	NIPPLE	1	
027		NUT	2	
028		SCREW	2	
029		LOCKWASHER	4	
030		BRACKET	1	
031		SCREW	2	
032		ELBOW	1	

UNIT RIG  
 SERVICE PARTS  
 LECTRA HAUL/DART

PART NUMBER  
 DATE  
 SHEET

55563  
 03/30/98  
 2 OF 2





55565-1  
(61011)



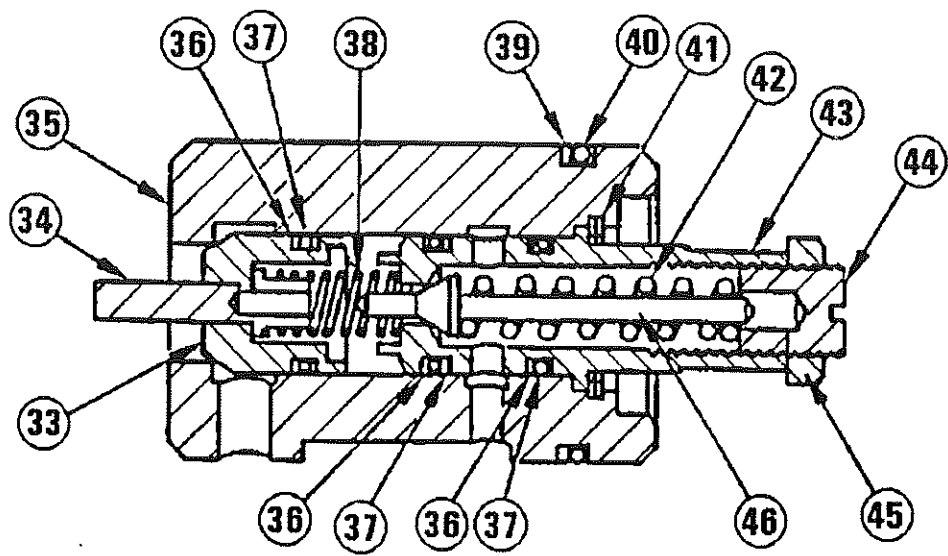
UNIT RIG  
SERVICE PARTS

DUMP VALVE  
ASSEMBLY

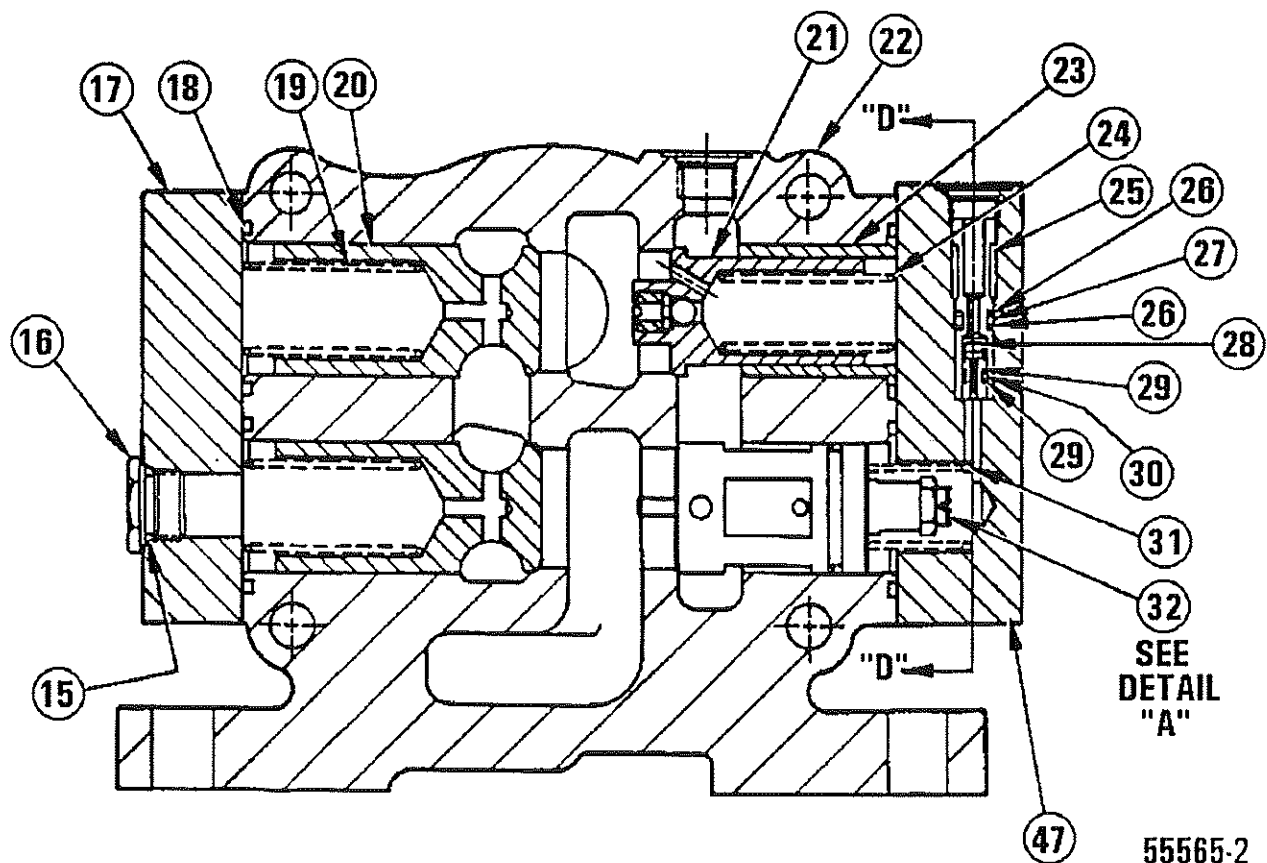
55565

10/02/95

SHEET 1 OF 5



DETAIL "A"



SECTION "A-A"

SEE  
DETAIL  
"A"

55565-2  
(61011)



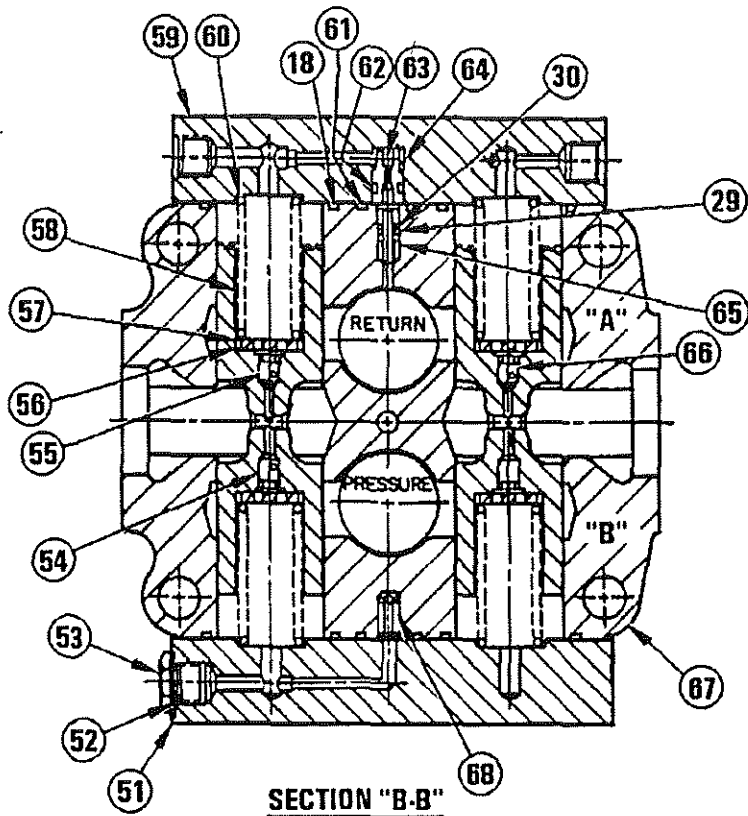
UNIT RIG  
SERVICE PARTS

DUMP VALVE  
ASSEMBLY

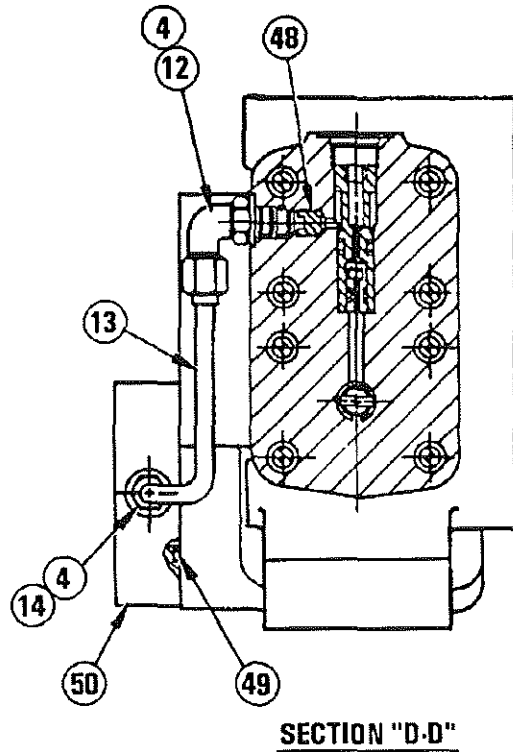
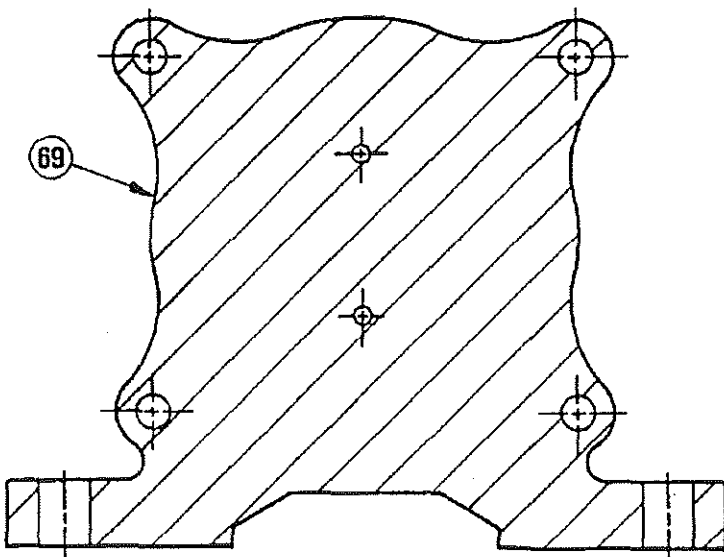
55565

10/02/95

SHEET 2 OF 5



55565-3  
(61011)



UNIT RIG  
SERVICE PARTS

DUMP VALVE  
ASSEMBLY

55565

10/02/95

SHEET 3 OF 5

# SERVICE PART DRAWING

ITEM NO.	PART NUMBER	DESCRIPTION	QUANTITY	KITS AVAIL
K01	916286	KIT - SERVICE, MAJOR	1	
K02	916287	KIT - SERVICE, MINOR	1	
K03	915509	KIT - RELIEF VALVE	1	
001		.CAPSCREW, SOCKET HEAD	2	
002	1023591	.CAPSCREW, SOCKET HEAD	24	
003		.PLUG - SAE	1	
004	1022771	.O-RING	3	K1, K2
005	1021752	.O-RING	4	K1, K2
006	1021786	.O-RING	2	K1, K2
007		.PLUG - SAE	2	
008	1022770	.O-RING	2	K1, K2
009		.WASHER, COMPRESSION	8	
010		.NUT-LOCK	8	
011		.TIE ROD	4	
012		.FITTING	1	
013		.TUBING	1	
014		.FITTING	1	
015	1022773	.O-RING	1	K1, K2
016		.PLUG - SAE	1	
017	1026460	.COVER - POPPET	1	
018	1021755	.O-RING	8	K1, K2
019	1020727	.SPRING	2	
020	1023592	.POPPET - C.V.	2	
021	1022415	.RELIEF VALVE ASSEMBLY - L.P.	1	K1
022		.HOUSING - INLET	1	
023	1023593	.SLEEVE	1	
024	2001462	.LOW PRESSURE SPRING (WHITE)	1	
025	1022576	.SLEEVE	1	K1
026	1022407	.BACK-UP RING	2	K1, K2
027	1101723	.O-RING	1	K1, K2
028	914642	.POPPET - RESTRICTION	1	K1
029	1022798	.BACK-UP RING	3	K1, K2
030	1000948	.O-RING	2	K1, K2
031	1026464	.SPRING (ORANGE)	1	
032	1024079	.RELIEF VALVE ASSEMBLY	1	K1
033		.POPPET - R.V. NON SERVICEABLE	1	
034		.PISTON - R.V. NON SERVICEABLE	1	
035		.BODY - R.V. NON SERVICEABLE	1	
036		.BACK-UP RING	3	K2, K3
037		.O-RING	3	K2, K3
038		.SPRING	1	K2, K3
039		.BACK-UP RING	1	K2, K3
040		.O-RING	1	K2, K3
041	1024083	.RETAINING RING - INT.	1	
042		.SPRING	1	K2, K3
043		.PLUG - R.V. NON SERVICEABLE	1	
044		.SCREW, ADJUST NON SERVICEABLE	1	
045	1024076	.NUT-SPECIAL	1	
046		.POPPET - R.V. NON SERVICEABLE	1	
047		.COVER - R.V.	1	

UNIT RIG  
 SERVICE PARTS  
 LECTRA HAUL/DART

PART NUMBER  
 DATE  
 SHEET

55565  
 10/02/95  
 4 OF 5

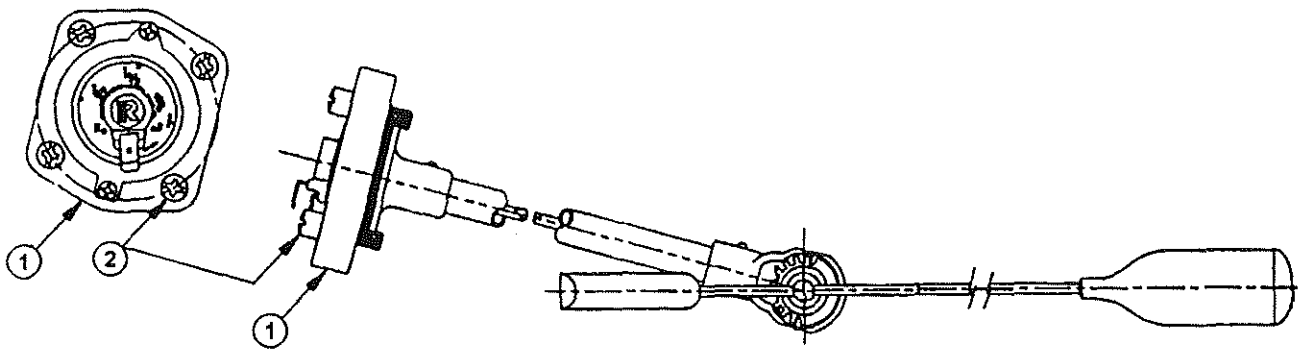
# SERVICE PART DRAWING

ITEM NO.	PART NUMBER	DESCRIPTION	QUANTITY	KITS AVAIL
048	2001463	.SCREW - RESTRICTION	1	
049	1023686	.O-RING	1	K1, K2
050		.CAP - FLANGE	1	
051		.COVER - SPOOL	1	
052	1022772	.O-RING	1	K1, K2
053		.PLUG - SAE	1	
054	1023597	.POPPET - RESTRICTION (RED)	1	K1
055	1023595	.POPPET - RESTRICTION (WHITE)	1	K1
056	1021731	.O-RING	4	K1, K2
057	1022353	.WASHER - SPOOL	4	
058		.SPOOL	2	
059		.COVER - SPOOL	1	
060	1026462	.SPRING (GREEN)	4	
061	1021733	.O-RING	2	K1, K2
062	1021724	.O-RING	1	K1, K2
063	1022378	.BALL	1	K1, K2
064	1022418	.POPPET	1	K1
065	1103745	.POPPET - RESTRICTION	1	K1
066	1023598	.POPPET - RESTRICTION	1	K1
067		.HOUSING - SPOOL	1	
068	1026461	.POPPET - C.V.	1	K1
069		.HOUSING - OUTLET	1	
070	1024084	.CAPSCREW - SOCKET HEAD	8	
071	2001240	.INLET SECTION ASSEMBLY	1	
072	2001241	.SPOOL SECTION ASSEMBLY	1	
073	2001242	.OUTLET SECTION ASSEMBLY	1	

UNIT RIG  
 SERVICE PARTS  
 LECTRA HAUL/DART

PART NUMBER  
 DATE  
 SHEET

55565  
 10/02/95  
 5 OF 5



UNIT RIG  
SERVICE PARTS

FUEL TRANSMITTER

55584

03/06/98

SHEET 1 OF 2

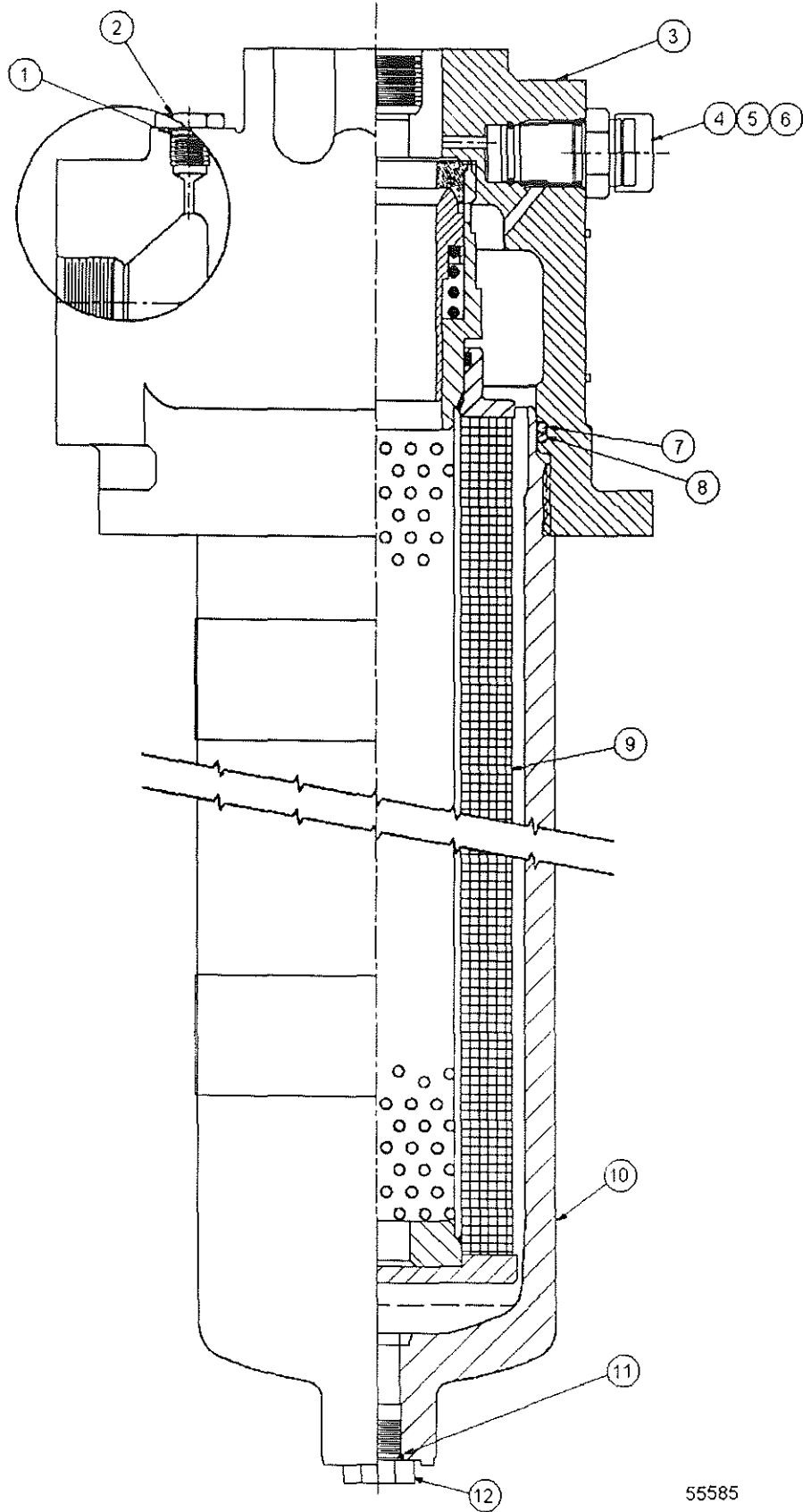
SERVICE PART DRAWING

ITEM NO.	PART NUMBER	DESCRIPTION	QUANTITY	KITS AVAIL
----------	-------------	-------------	----------	------------

001	23270	TRANSMITTER DIAL	1	
002		DIAL SCREWS	4	

UNIT RIG  
SERVICE PARTS  
LECTRA HAUL/DART

PART NUMBER 55584  
DATE 03/06/98  
SHEET 2 OF 2



55585



UNIT RIG  
SERVICE PARTS

HYDRAULIC PRESSURE  
FILTER

55585

02/02/99

SHEET 1 OF 2

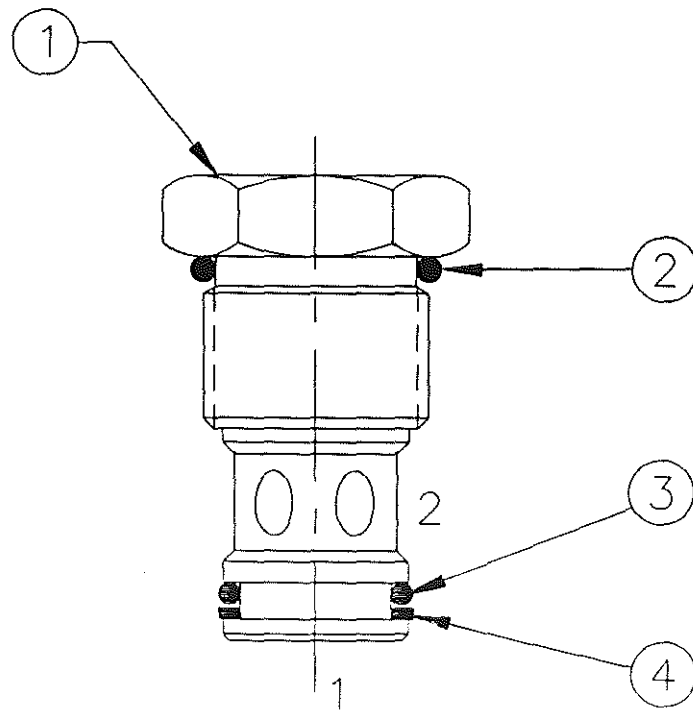
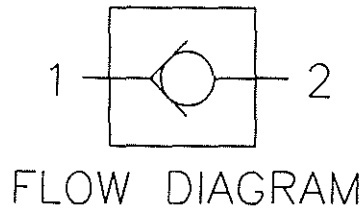
# SERVICE PART DRAWING

ITEM NO.	PART NUMBER	DESCRIPTION	QUANTITY	KITS AVAIL
K01	916254	KIT, ELEMENT AND SEAL	1	
K02	914792	BOWL (KIT)	1	
001		O-RING	1	K01
002		PLUG, BLEED	1	
003		FILTER HEAD ASSEMBLY	1	
004	51051	INDICATOR - BYPASS (ME)	1	
005		O-RING	1	K01
006		O-RING	1	K01
007		O-RING	1	K01
008		BACK-UP RING	1	K01
009		ELEMENT	1	K01
010	2002688	BOWL	1	K02
011		O-RING	1	K01, K02
012	2002689	PLUG	1	K02

UNIT RIG  
 SERVICE PARTS  
 LECTRA HAUL/DART

PART NUMBER  
 DATE  
 SHEET

55585  
 02/02/99  
 2 OF 2



55644



UNIT RIG  
SERVICE PARTS

CHECK VALVE  
CARTRIDGE

55644

05/18/95

SHEET 1 OF 2

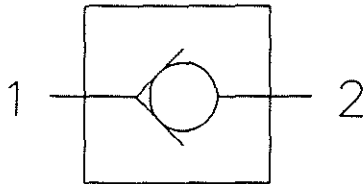
# SERVICE PART DRAWING

ITEM NO.	PART NUMBER	DESCRIPTION	QUANTITY	KITS AVAIL
K1	916273	KIT, SEAL	1	.
001		.VALVE, CHECK, CARTRIDGE	1	
002		..O-RING	1	K1
003		..O-RING	1	K1
004		..BACK-UP RING	1	K1

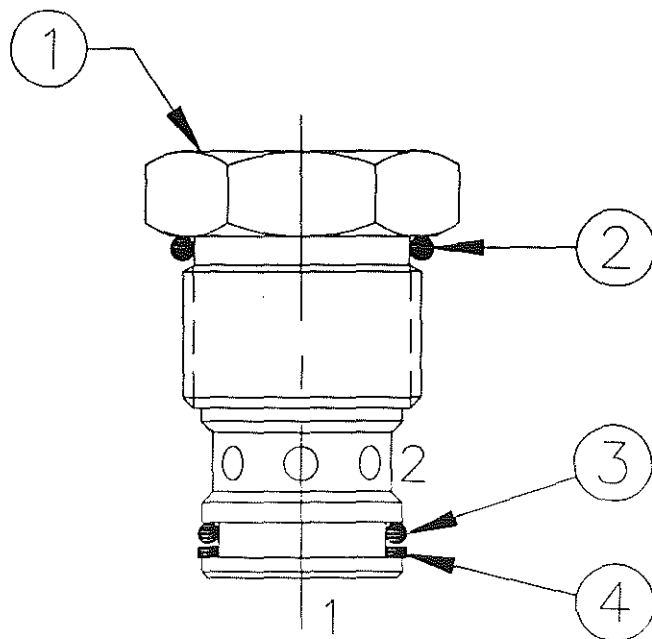
UNIT RIG  
 SERVICE PARTS  
 LECTRA HAUL/DART

PART NUMBER  
 DATE  
 SHEET

55644  
 05/18/95  
 2 OF 2



FLOW DIAGRAM



55647



UNIT RIG  
SERVICE PARTS

CHECK VALVE  
CARTRIDGE

55647

05/18/95

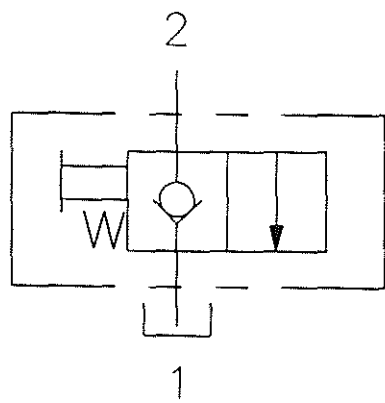
SHEET 1 OF 2

# SERVICE PART DRAWING

ITEM NO.	PART NUMBER	DESCRIPTION	QUANTITY	KITS AVAIL
K1	916276	KIT, SEAL	1	.
001		.VALVE, CHECK, CARTRIDGE	1	
002		..O-RING	1	K1
003		..O-RING	1	K1
004		..BACK-UP RING	1	K1

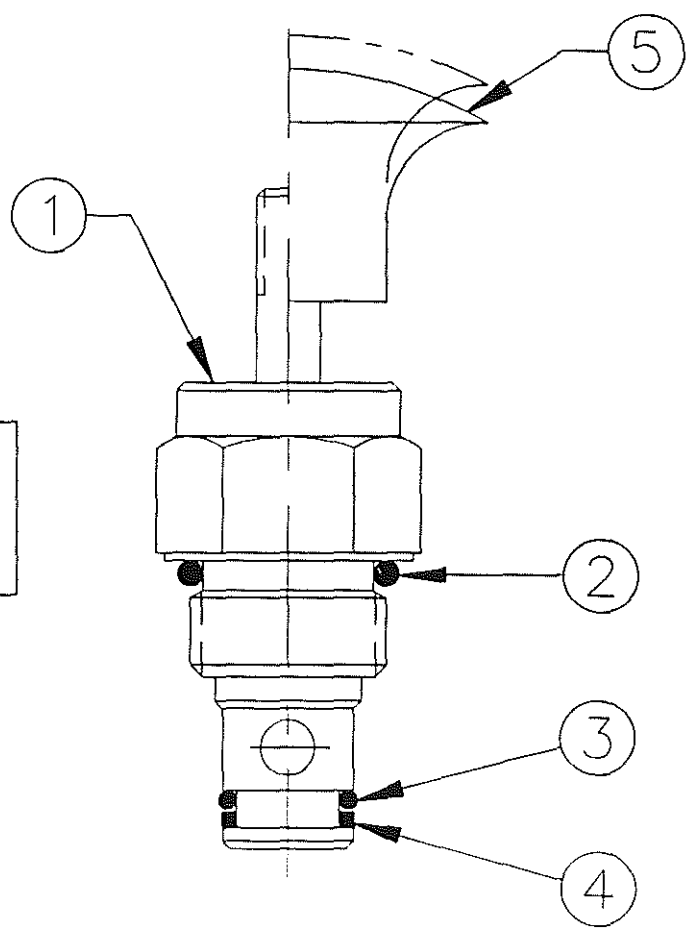
UNIT RIG  
 SERVICE PARTS  
 LECTRA HAUL/DART

PART NUMBER 55647  
 DATE 05/18/95  
 SHEET 2 OF 2



FLOW DIAGRAM

55656



UNIT RIG  
SERVICE PARTS

MANUAL VALVE  
CARTRIDGE

55656

05/18/95

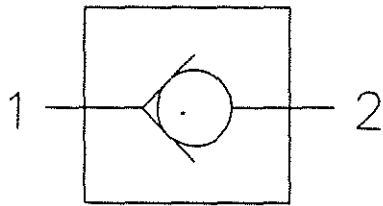
SHEET 1 OF 2

# SERVICE PART DRAWING

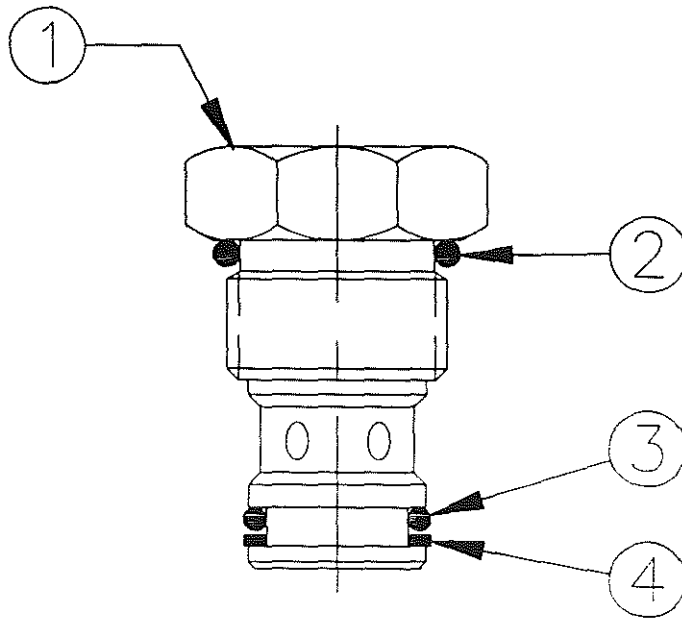
ITEM NO.	PART NUMBER	DESCRIPTION	QUANTITY	KITS AVAIL
K1	916274	KIT, SEAL	1	.
001		.VALVE, MANUAL, CARTRIDGE	1	
002		..O-RING	1	K1
003		..O-RING	1	K1
004		..BACK-UP RING	1	K1
005		..KNOB, RED	1	

UNIT RIG  
 SERVICE PARTS  
 LECTRA HAUL/DART

PART NUMBER 55656  
 DATE 05/18/95  
 SHEET 2 OF 2



FLOW DIAGRAM



55657



UNIT RIG

SERVICE PARTS

CHECK VALVE  
CARTRIDGE

55657

05/18/95

SHEET 1 OF 2

# SERVICE PART DRAWING

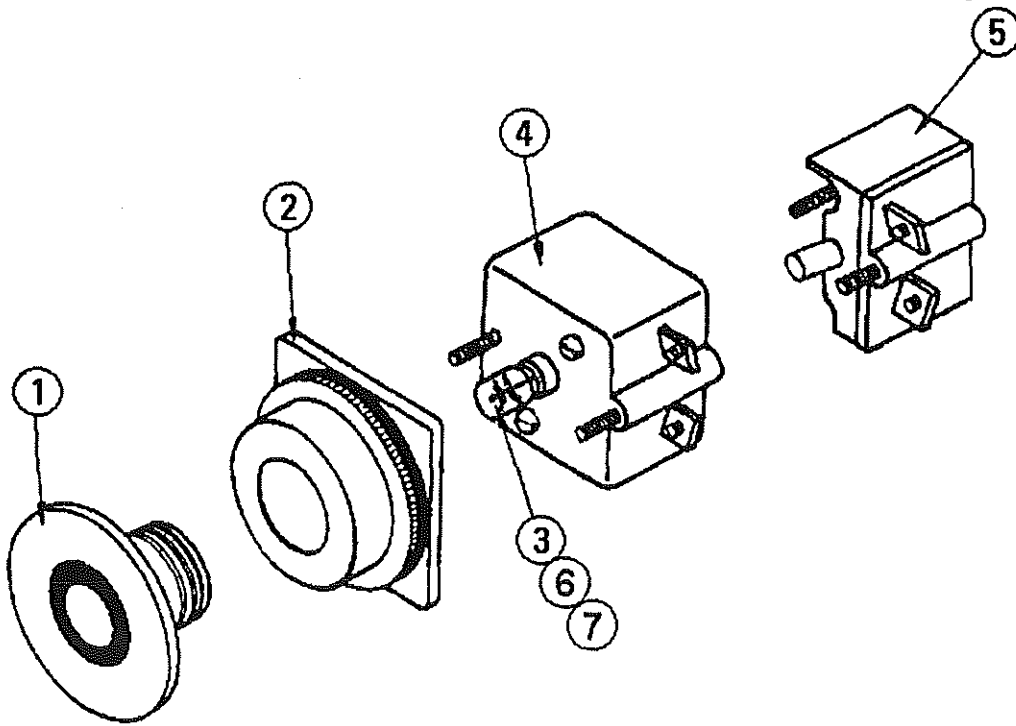
ITEM NO.	PART NUMBER	DESCRIPTION	QUANTITY	KITS AVAIL
K1	916274	KIT, SEAL	1	
001		.VALVE, CHECK, CARTRIDGE	1	
002		..O-RING	1	K1
003		..O-RING	1	K1
004		..BACK-UP RING	1	K1

UNIT RIG  
 SERVICE PARTS  
 LECTRA HAUL/DART

PART NUMBER 55657  
 DATE 05/18/95  
 SHEET 2 OF 2

**NOTE:** Items 6 and 7 are LED replacement lamps available at increased prices.

**NOTE:** Lamp removal tool, Item 8, not shown. It is not included with a light or switch, but is available separately.



UNIT RIG  
SERVICE PARTS

PUSHBUTTON SWITCH

55756

03/30/98

SHEET 1 OF 2


# SERVICE PART DRAWING

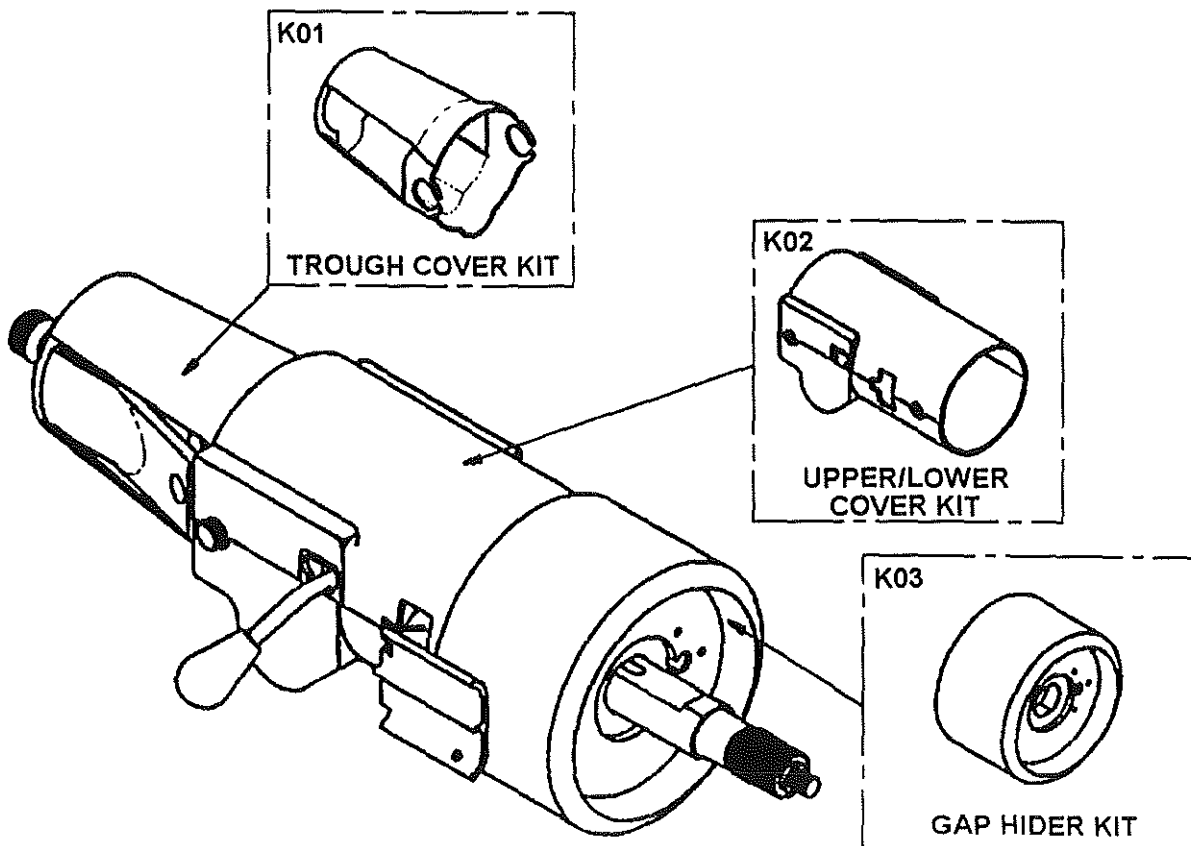
ITEM NO.	PART NUMBER	DESCRIPTION	QUANTITY	KITS AVAIL
001	2001583	LENS (RED)	1	
002	2001579	OPERATOR	1	
003	52542	LAMP	1	
004	2001582	LIGHT MODULE	1	
005	2001585	CONTACT BLOCK	1	
006	916421	LED LAMP, YELLOW	1	
007	916423	LED LAMP, YELLOW	1	
008	916422	TOOL, LAMP REMOVAL	1	

UNIT RIG  
 SERVICE PARTS  
 LECTRA HAUL/DART

PART NUMBER  
 DATE  
 SHEET

55756  
 03/30/98  
 2 OF 2





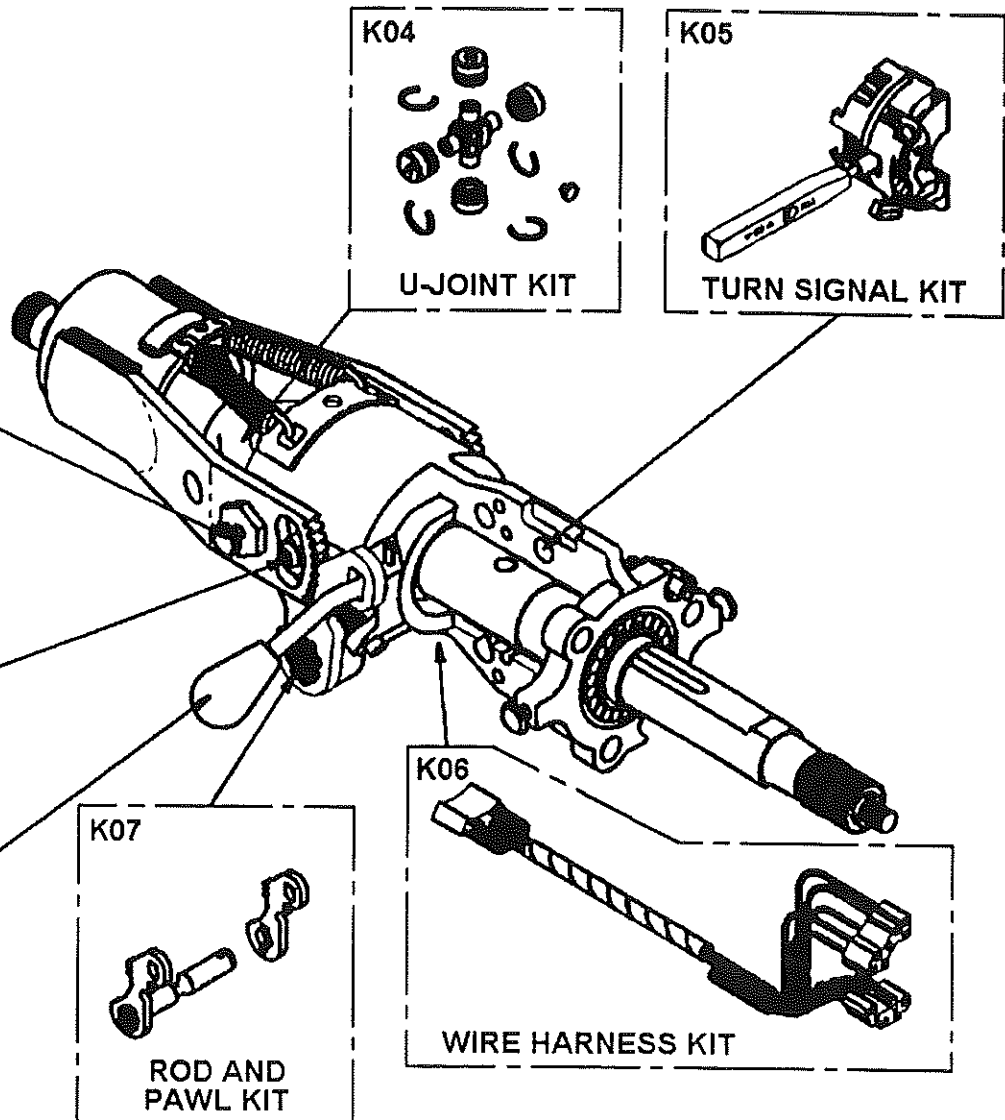
UNIT RIG  
SERVICE PARTS

STEERING COLUMN ASSEMBLY

55788

03/14/97

SHEET 1 OF 3



UNIT RIG  
SERVICE PARTS

STEERING COLUMN ASSEMBLY

55788

03/14/97

SHEET 2 OF 3

# SERVICE PART DRAWING


ITEM NO.	PART NUMBER	DESCRIPTION	QUANTITY	KITS AVAIL
K01 *	2001989 *	TROUGH COVER KIT	1	
K02 *	2001994 *	UPPER/LOWER COVER KIT	1	
K03 *	2001986 *	GAP HIDER KIT	1	K11
K04 *	2001996 *	U-JOINT KIT	1	K11
K05 *	2001993 *	TURN SIGNAL KIT	1	
K06 *	2001995 *	WIRE HARNESS KIT	1	
K07 *	2001988 *	ROD AND PAWL KIT	1	
K08 *	2001991 *	TILT LEVER KIT	1	
K09 *	2001992 *	TILT STOP KIT	1	
K10 *	2001990 *	TILT BOLT KIT	1	
K11 *	2001987 *	ANTI-NOISE KIT	1	

\*SEE SERVICE PARTS

UNIT RIG  
 SERVICE PARTS  
 LECTRA HAUL/DART

PART NUMBER  
 DATE  
 SHEET

55788  
 03/14/97  
 3 OF 3



P/N 55818  
Vacuum Cleaner

<u>Item</u>	<u>P/N</u>	<u>Description</u>	<u>Qty.</u>
001		Vacuum Cleaner (See <b>NOTE</b> below)	1

**NOTE:** As received P/N 55818 contains a 110 Vac electric motor. It is converted to 24 Vac operation (by replacing the motor) and reidentified as P/N 85064A. A detailed parts breakdown is included under that part number.



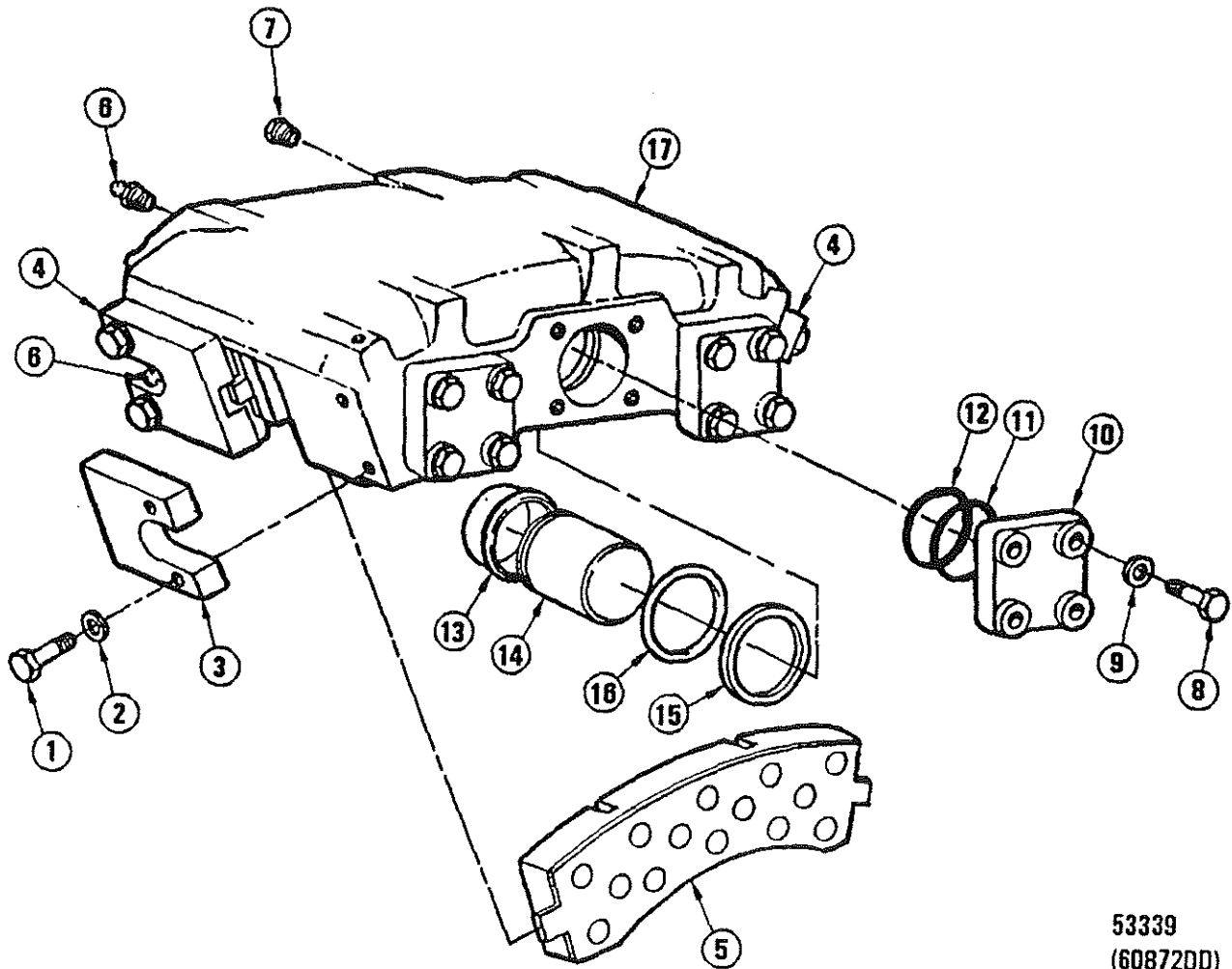
UNIT RIG  
SERVICE PARTS

VACUUM CLEANER

55818

04/17/98

SHEET 1 OF 1



53339  
(6087200)



UNIT RIG  
SERVICE PARTS

FRONT BRAKE  
CALIPER ASSEMBLY

55890

08/22/96

SHEET 1 OF 2

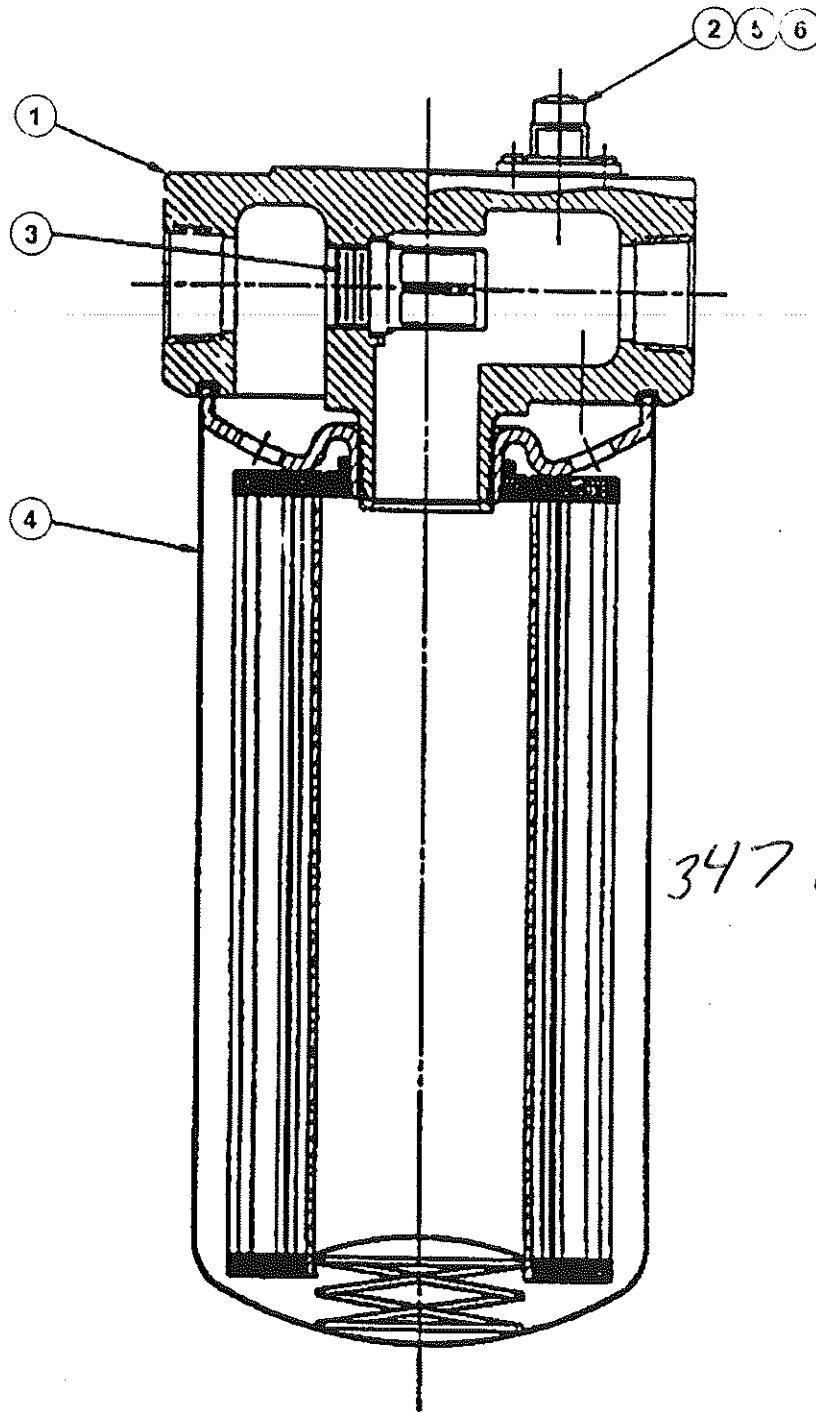
# SERVICE PART DRAWING

ITEM NO.	PART NUMBER	DESCRIPTION	QUANTITY	KITS AVAIL
K01	916084	BRAKE CALIPER REPAIR KIT	1	
001	23181	HEX HEAD CAPSCREW 1-14 X 3 GR8	8	
002	913739	FLAT HARDENED WASHER	8	
003	914541	THRUST PLATE	2	
004	914541	THRUST PLATE	2	
005	915766	CARRIER AND LINING ASSEMBLY	2	
006	913151	BLEEDER VALVE	6	
007		PLUG	4	
008	913744	CAPSCREW HX HD 9/16-12 X 1 1/2	12	
009	913745	FLAT HARDENED WASHER	12	
010	913746	CAP	3	
011		RETAINER	3	K01
012		O-RING SEAL	3	K01
013		DUST BOOT	6	K01
014	913749	PISTON	6	
015		PISTON PACKING	6	K01
016		PACKING RETAINER	6	K01
017		TORQUE PLATE ASSEMBLY	1	

UNIT RIG  
 SERVICE PARTS  
 LECTRA HAUL/DART

PART NUMBER  
 DATE  
 SHEET

55890  
 08/22/96  
 2 OF 2



347 658



UNIT RIG  
SERVICE PARTS

SPIN ON FILTER

55893

06/11/97

SHEET 1 OF 2

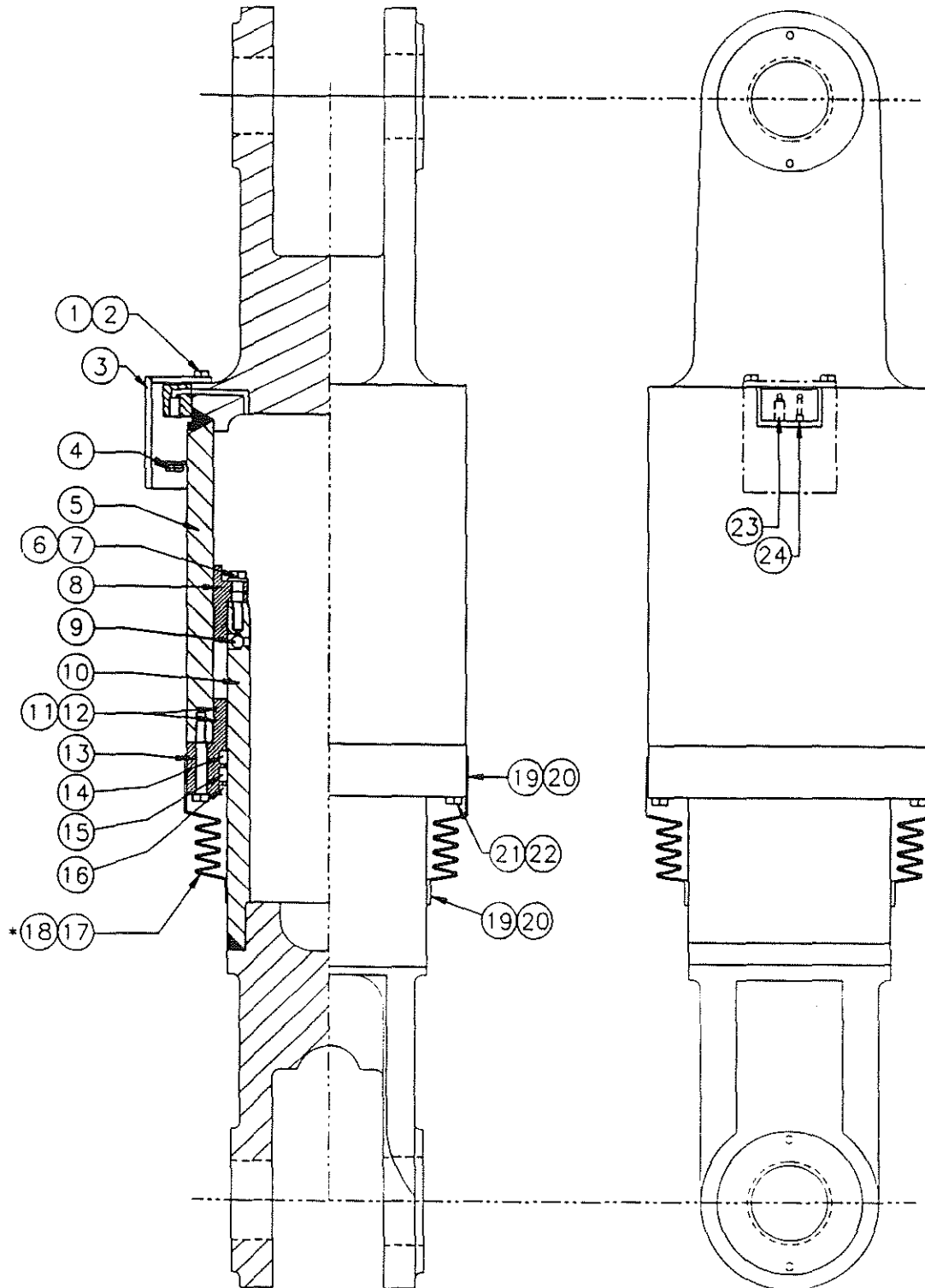
# SERVICE PART DRAWING

ITEM NO.	PART NUMBER	DESCRIPTION	QUANTITY	KITS AVAIL
001		FILTER HEAD	1	
002		INDICATOR	1	
003		PLUG	1	
004	55894	FILTER ELEMENT	1	
005		UPPER INDICATOR O-RING	1	
006		LOWER INDICATOR O-RING	1	

UNIT RIG  
 SERVICE PARTS  
 LECTRA HAUL/DART

PART NUMBER  
 DATE  
 SHEET

55893  
 06/11/97  
 2 OF 2



\*NOTE: The optional bellows with zipper (18) allows the bellows to be serviced with the suspension mounted on the truck.

The standard bellows (17) requires the installation over the lower mounting portion of the plunger tube assembly (10) which must be removed from the truck.



UNIT RIG

SERVICE PARTS

FRONT SUSPENSION

55895

03/20/97

SHEET 1 OF 2

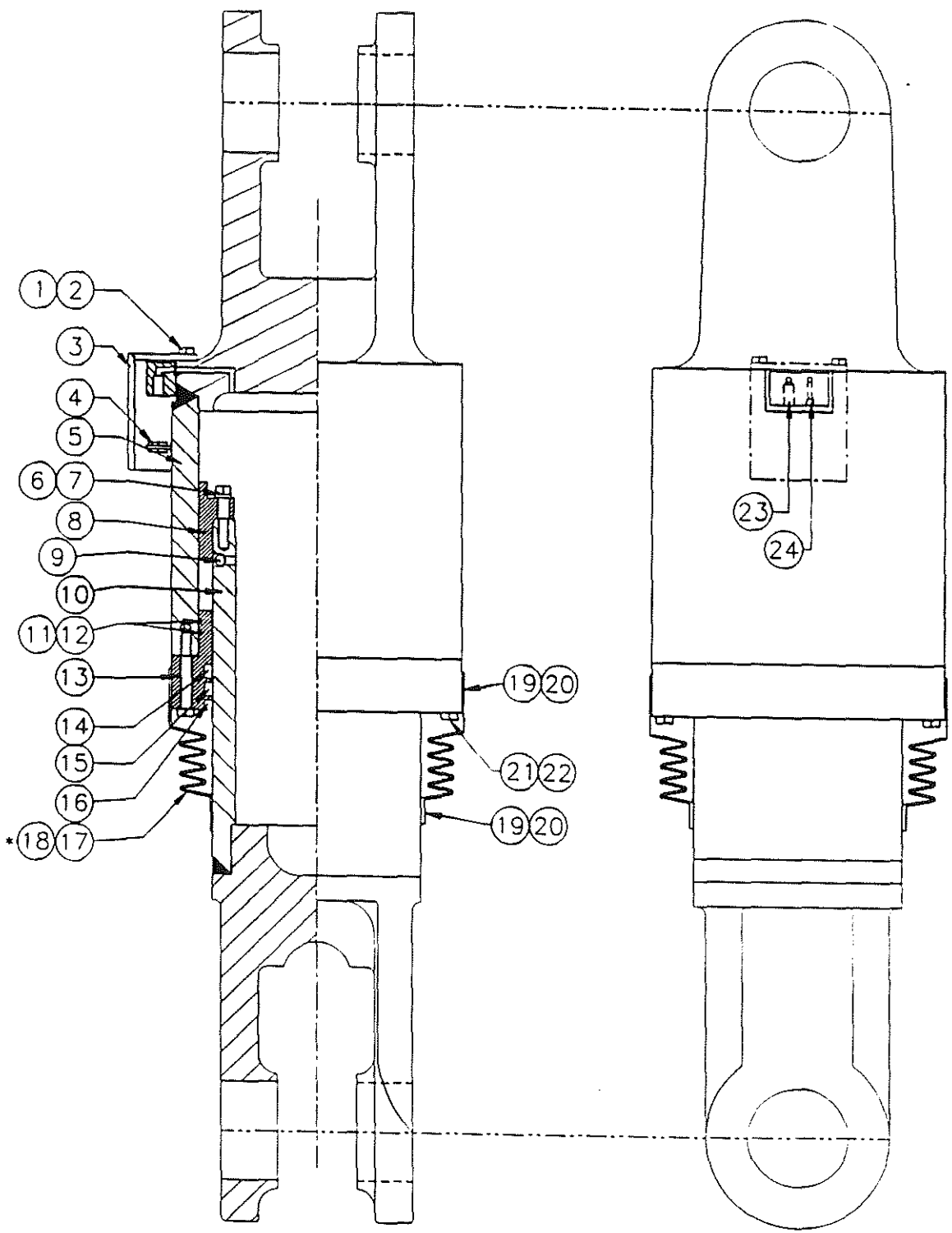
## SERVICE PART DRAWING

ITEM NO.	PART NUMBER	DESCRIPTION	QUANTITY	KITS AVAIL
K01	2001887	SEAL KIT	1	
001	51371	CAPSCREW (1/2-13 X 1, GRADE 8)	2	
002	10182	LOCKWASHER (1/2)	2	
003	2001883	VALVE GUARD	1	
004	2001971	LOCKNUT (1/2-14 N.P.T.)	2	
005	2001882	OUTER BARREL ASSEMBLY	1	
006	22380	CAPSCREW (5/8-11 X 2 1/2 GR 8)	24	
007	913240	HARDENED WASHER 5/8 X 1.312 OD	24	
008	2001885	PISTON	1	
009	2001972	BALL (3/4 INCH DIA.)	2	
010	2001884	PLUNGER TUBE ASSEMBLY	1	
011		O-RING	2	K01
012		BACK-UP RING	2	K01
013	2001886	STUFFING BOX	1	
014		BUFFER	1	K01
015		SEAL	1	K01
016		WIPER	1	K01
017		BELLOWS	1	K01
018	2001968	BELLOWS WITH ZIPPER (OPTION)	1	
019	51267	CLAMP-FASTENERS, ADJUSTABLE	2	
020	51266	CLAMP, BANDING	120	
021	913240	HARDENED WASHER 5/8 X 1.312 OD	24	
022	26128	CAPSCREW (5/8-11 X 4 1/2 GR 8)	24	
023	55963	CHARGE VALVE	1	K01
024		PLUG	1	K01

UNIT RIG  
 SERVICE PARTS  
 LECTRA HAUL/DART

PART NUMBER  
 DATE  
 SHEET

55895  
 03/20/97  
 2 OF 2



\*NOTE: The optional bellows with zipper (18) allows the bellows to be serviced with the suspension mounted on the truck.

The standard bellows (17) requires the installation over the lower mounting portion of the plunger tube assembly (10) which must be removed from the truck.



UNIT RIG

SERVICE PARTS

REAR SUSPENSION

55896

03/20/97

SHEET 1 OF 2

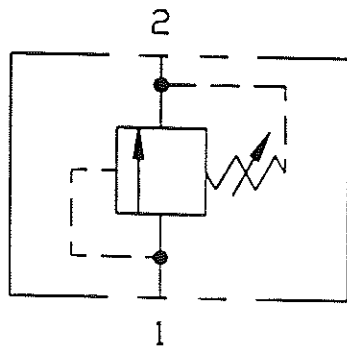
## SERVICE PART DRAWING

ITEM NO.	PART NUMBER	DESCRIPTION	QUANTITY	KITS AVAIL
K01	2001887	SEAL KIT	1	
001	51371	CAPSCREW (1/2-13 X 1, GRADE 8)	2	
002	10182	LOCKWASHER (1/2)	2	
003	2001883	VALVE GUARD	1	
004	2001971	LOCKNUT (1/2-14 N.P.T.)	2	
005	2001888	OUTER BARREL ASSEMBLY	1	
006	22380	CAPSCREW (5/8-11 X 2 1/2 GR 8)	24	
007	913240	HARDENED WASHER 5/8 X 1.312 OD	24	
008	2001885	PISTON	1	
009	2001973	BALL (5/8 INCH DIA.)	1	
010	2001889	PLUNGER TUBE ASSEMBLY	1	
011		O-RING	2	K01
012		BACK-UP RING	2	K01
013	2001890	STUFFING BOX	1	
014		BUFFER	1	K01
015		SEAL	1	K01
016		WIPER	1	K01
017		BELLOWS	1	K01
018	2001968	BELLOWS WITH ZIPPER (OPTION)	1	
019	51267	CLAMP-FASTENER, ADJUSTABLE	2	
020	51266	CLAMP, BANDING	120	
021	913240	HARDENED WASHER 5/8 X 1.312 OD	24	
022	26128	CAPSCREW (5/8-11 X 4 1/2 GR 8)	24	
023	55963	CHARGE VALVE	1	K01
024		PLUG	1	K01

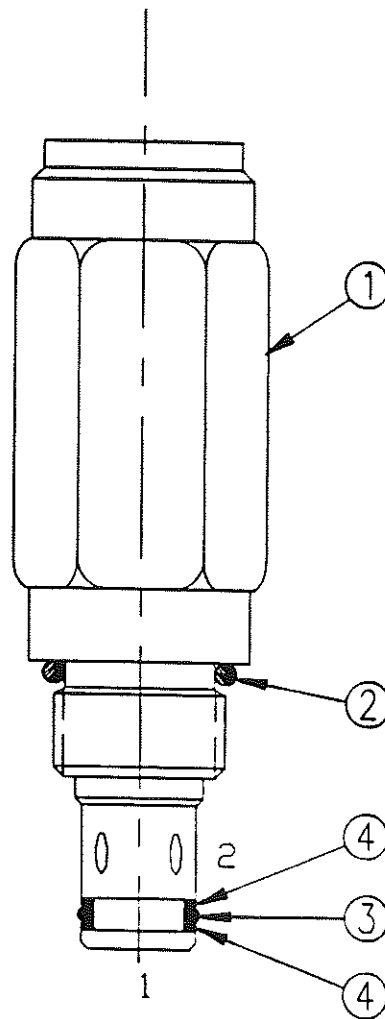
UNIT RIG  
 SERVICE PARTS  
 LECTRA HAUL/DART

PART NUMBER  
 DATE  
 SHEET

55896  
 03/20/97  
 2 OF 2



FLOW DIAGRAM



55914



UNIT RIG  
SERVICE PARTS

RELIEF CARTRIDGE VALVE

55914

10/10/96

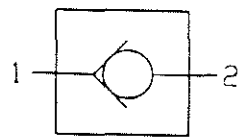
SHEET 1 OF 2

SERVICE PART DRAWING

ITEM NO.	PART NUMBER	DESCRIPTION	QUANTITY	KITS AVAIL
K01	916344	SEAL KIT	1	
001		VALVE CARTRIDGE	1	
002		O-RING	1	K01
003		O-RING	1	K01
004		BACK-UP RING	2	K01

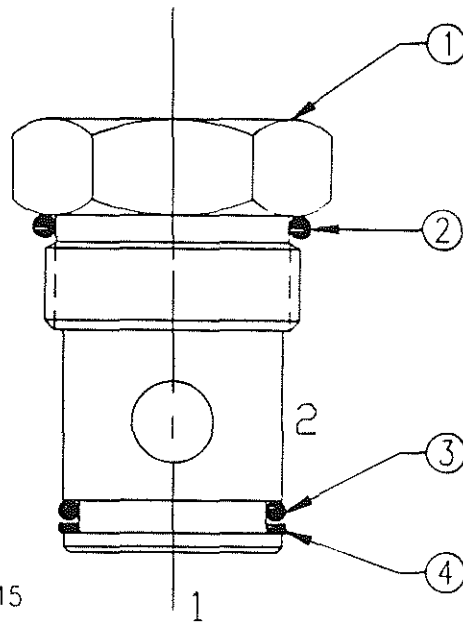
UNIT RIG  
SERVICE PARTS  
LECTRA HAUL/DART

PART NUMBER 55914  
DATE 10/10/96  
SHEET 2 OF 2



FLOW DIAGRAM

55915



UNIT RIG  
SERVICE PARTS

CHECK CARTRIDGE VALVE

55915

10/10/96

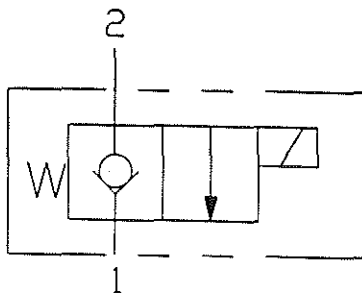
SHEET 1 OF 2

# SERVICE PART DRAWING

ITEM NO.	PART NUMBER	DESCRIPTION	QUANTITY	KITS AVAIL
K01	916343	SEAL KIT	1	
001		VALVE CARTRIDGE	1	
002		O-RING	1	K01
003		O-RING	1	K01
004		BACK-UP RING	1	K01

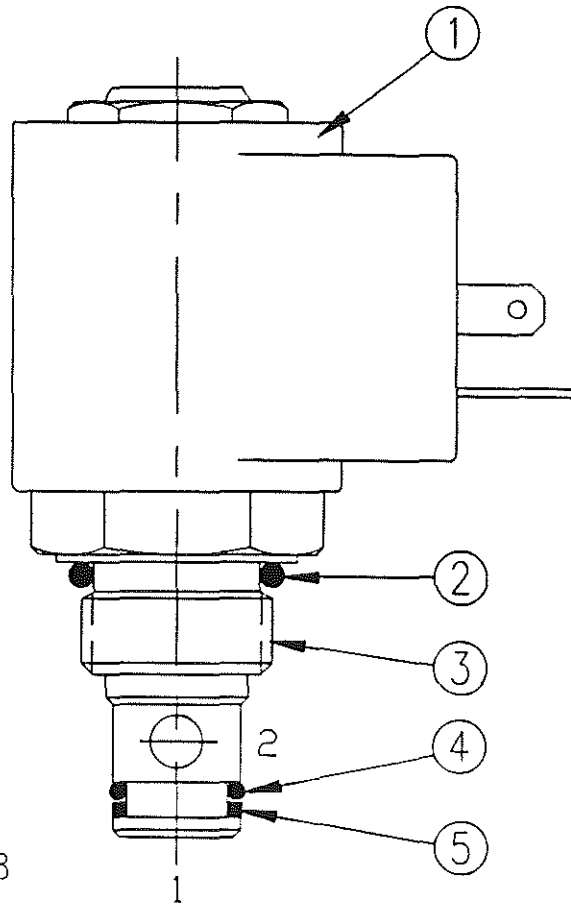
UNIT RIG  
 SERVICE PARTS  
 LECTRA HAUL/DART

PART NUMBER 55915  
 DATE 10/10/96  
 SHEET 2 OF 2



FLOW DIAGRAM

55918



UNIT RIG  
SERVICE PARTS

SOLENOID CARTRIDGE VALVE

55918

10/10/96

SHEET 1 OF 2

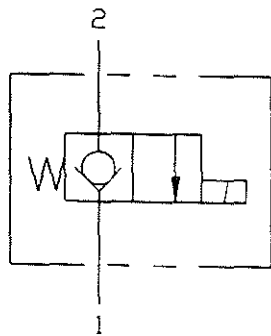
# SERVICE PART DRAWING

ITEM NO.	PART NUMBER	DESCRIPTION	QUANTITY	KITS AVAIL
K01	916274	SEAL KIT	1	
001	916345	24 VDC SOLENOID COIL	1	
002		O-RING	1	K01
003		VALVE CARTRIDGE	1	
004		O-RING	1	K01
005		BACK-UP RING	1	K01

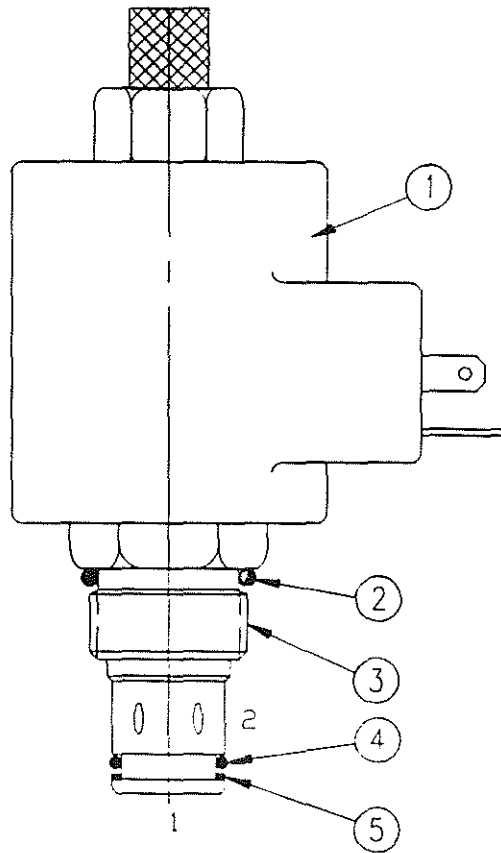
UNIT RIG  
 SERVICE PARTS  
 LECTRA HAUL/DART

PART NUMBER  
 DATE  
 SHEET

55918  
 10/10/96  
 2 OF 2



FLOW DIAGRAM



55984



UNIT RIG  
SERVICE PARTS

SOLENOID CARTRIDGE VALVE

55984

10/10/96

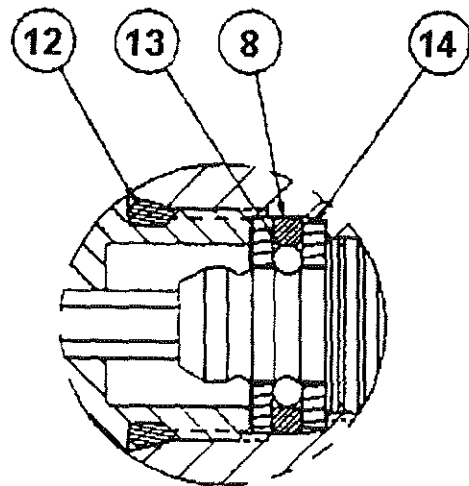
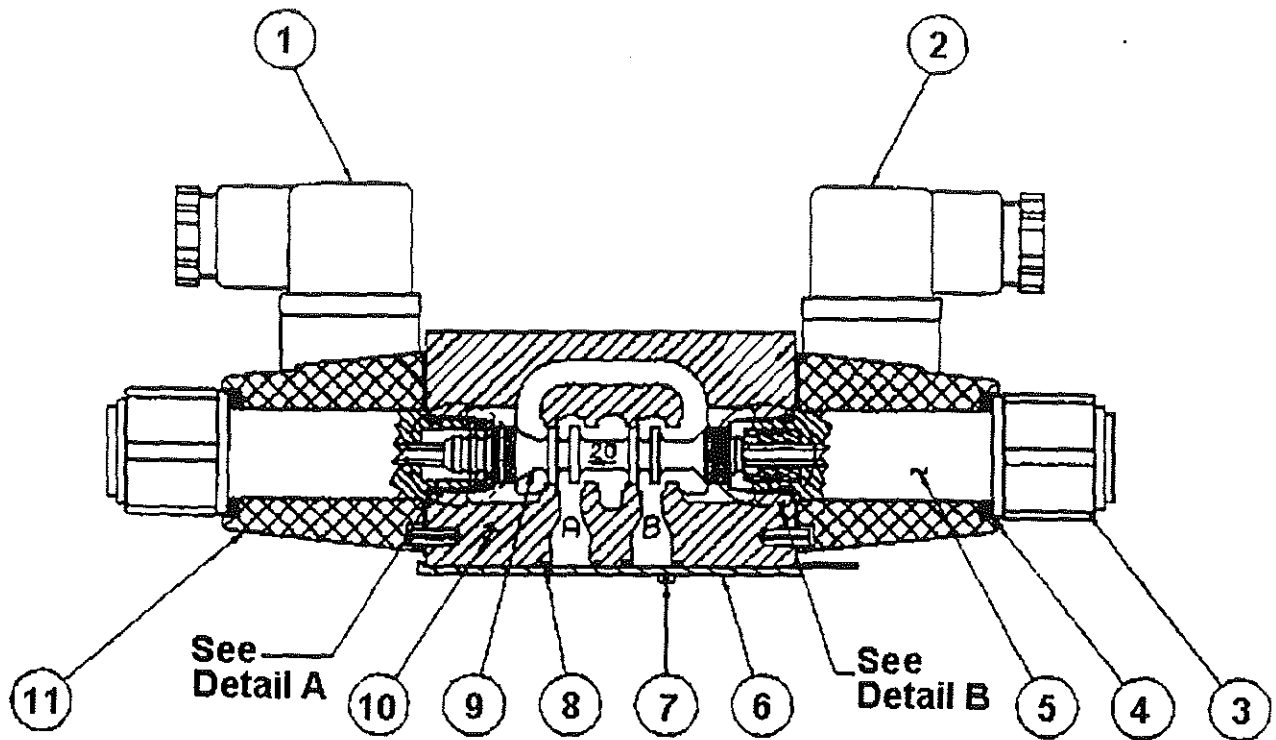
SHEET 1 OF 2

# SERVICE PART DRAWING

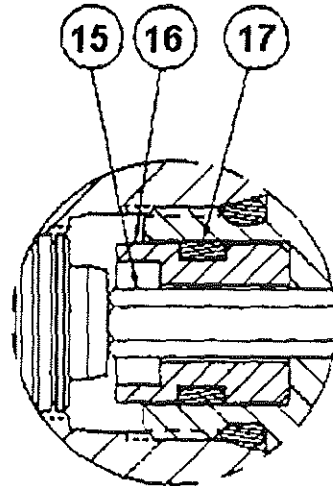
ITEM NO.	PART NUMBER	DESCRIPTION	QUANTITY	KITS AVAIL
K01	916273	SEAL KIT	1	
001	916342	24 VDC SOLENOID COIL	1	
002		O-RING	1	K01
003		VALVE CARTRIDGE	1	
004		O-RING	1	K01
005		BACK-UP RING	1	K01

UNIT RIG  
 SERVICE PARTS  
 LECTRA HAUL/DART

PART NUMBER 55984  
 DATE 10/10/96  
 SHEET 2 OF 2



**Detail A**



**Detail B**

56074

**NOTE:** There are two coil assemblies included in each valve. The listed quantities of components are per valve not each coil assembly.



UNIT RIG  
SERVICE PARTS

SOLENOID VALVE ASSEMBLY

56074

01/15/97

SHEET 1 OF 2

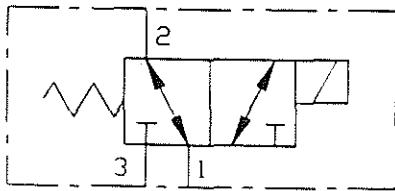
# SERVICE PART DRAWING

ITEM NO.	PART NUMBER	DESCRIPTION	QUANTITY	KITS AVAIL
K01	916384	SEAL KIT	1	
K02	916385	SERVICE COIL	2	
001		BLACK PLUG	1	
002		GRAY PLUG	1	
003		COIL RETAINER	2	K02
004		COIL SEAL	2	K02
005		TUBE	2	K02
006		SHIPPING PLATE	1	
007		ROLL PIN	1	
008		O-RING	2	K01
009		SPOOL	1	
010		BODY	1	
011		COIL	2	K02
012		O-RING	3	K01
013		BALL	1	
014		BALL CLAMP	1	
015		PUSH ROD	2	K02
016		SPOOL STOP	2	
017		O-RING	2	K01

UNIT RIG  
 SERVICE PARTS  
 LECTRA HAUL/DART

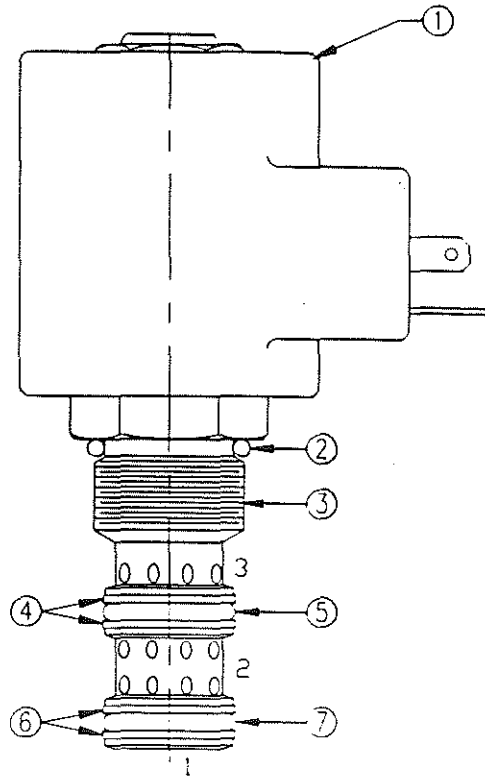
PART NUMBER  
 DATE  
 SHEET

56074  
 01/15/97  
 2 OF 2



FLOW DIAGRAM

55917



UNIT RIG  
SERVICE PARTS

SOLENOID CARTRIDGE VALVE

56081

01/15/97

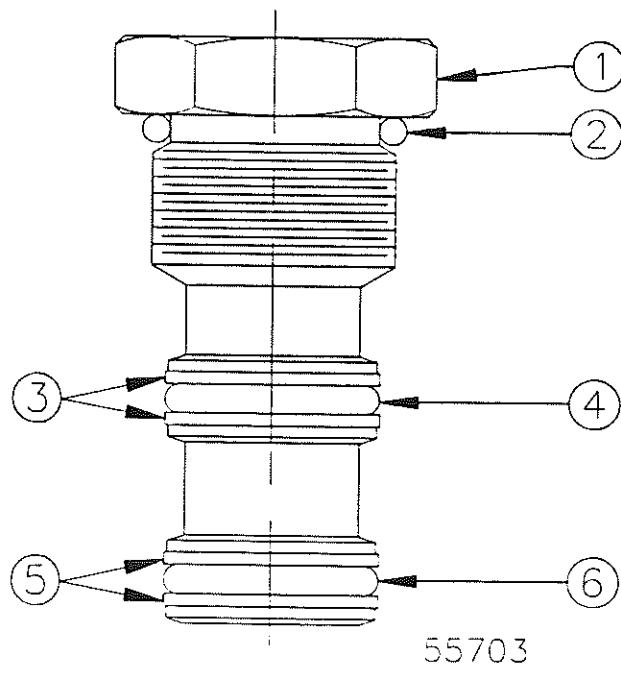
SHEET 1 OF 2

# SERVICE PART DRAWING

ITEM NO.	PART NUMBER	DESCRIPTION	QUANTITY	KITS AVAIL
K01	916381	SEAL KIT	1	
001	916342	24 VDC SOLENOID COIL	1	
002		O-RING	1	K01
003		VALVE CARTRIDGE	1	
004		BACK-UP RING	2	K01
005		O-RING	1	K01
006		BACK-UP RING	2	K01
007		O-RING	1	K01

UNIT RIG  
 SERVICE PARTS  
 LECTRA HAUL/DART

PART NUMBER 56081  
 DATE 01/15/97  
 SHEET 2 OF 2



UNIT RIG  
SERVICE PARTS

CARTRIDGE VALVE PLUG

56082	
01/15/97	SHEET 1 OF 2

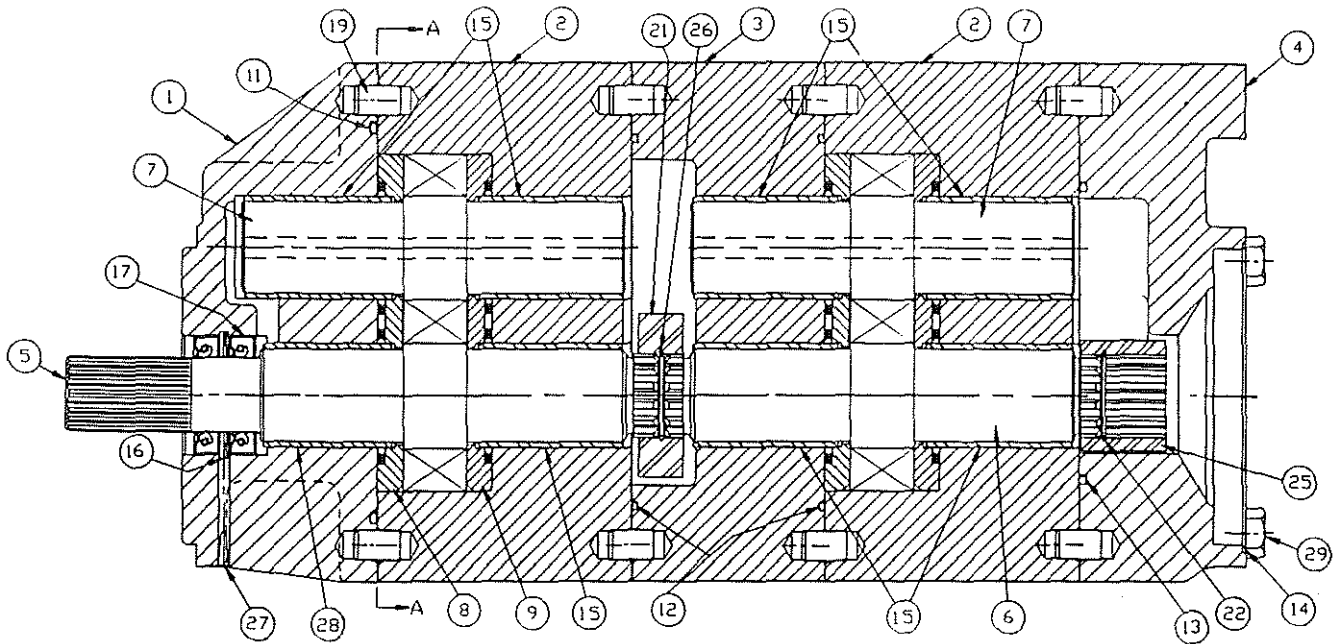
# SERVICE PART DRAWING

ITEM NO.	PART NUMBER	DESCRIPTION	QUANTITY	KITS AVAIL
K01	916381	SEAL KIT	1	
001		VALVE CARTRIDGE	1	
002		O-RING	1	K01
003		BACK-UP RING	2	K01
004		O-RING	1	K01
005		BACK-UP RING	2	K01
006		O-RING	1	K01

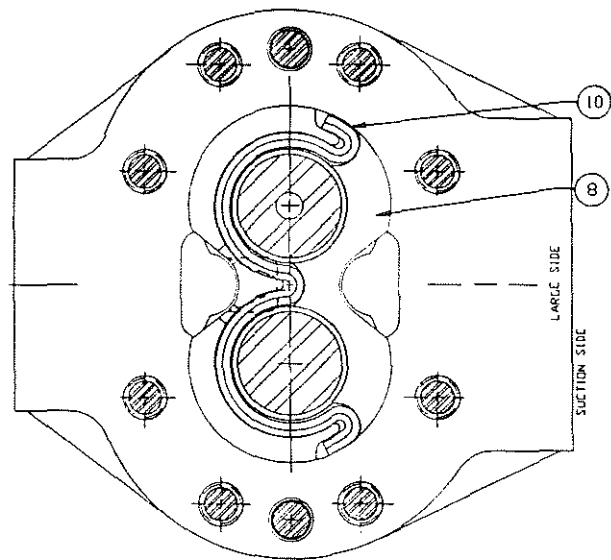
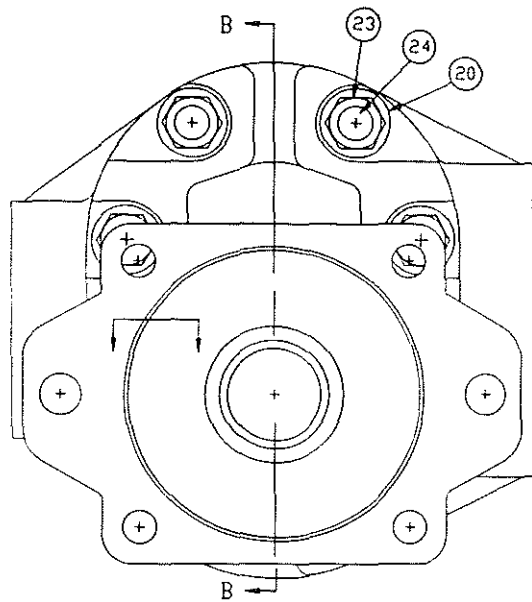
UNIT RIG  
SERVICE PARTS  
LECTRA HAUL/DART

PART NUMBER  
DATE  
SHEET

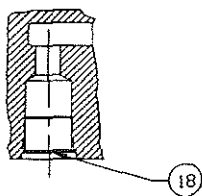
56082  
01/15/97  
2 OF 2



SECTION B-B



SECTION A-A



UNIT RIG  
SERVICE PARTS

TANDEM GEAR PUMP

56090

03/14/97

SHEET 1 OF 2

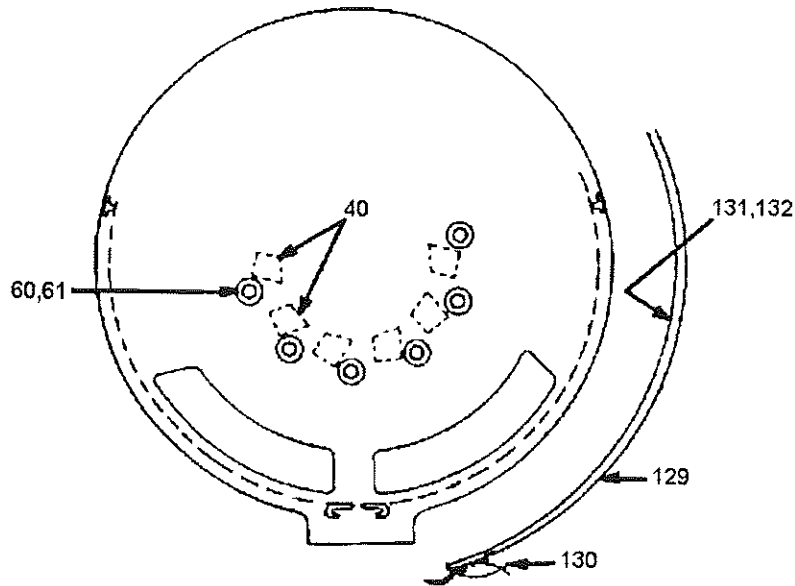
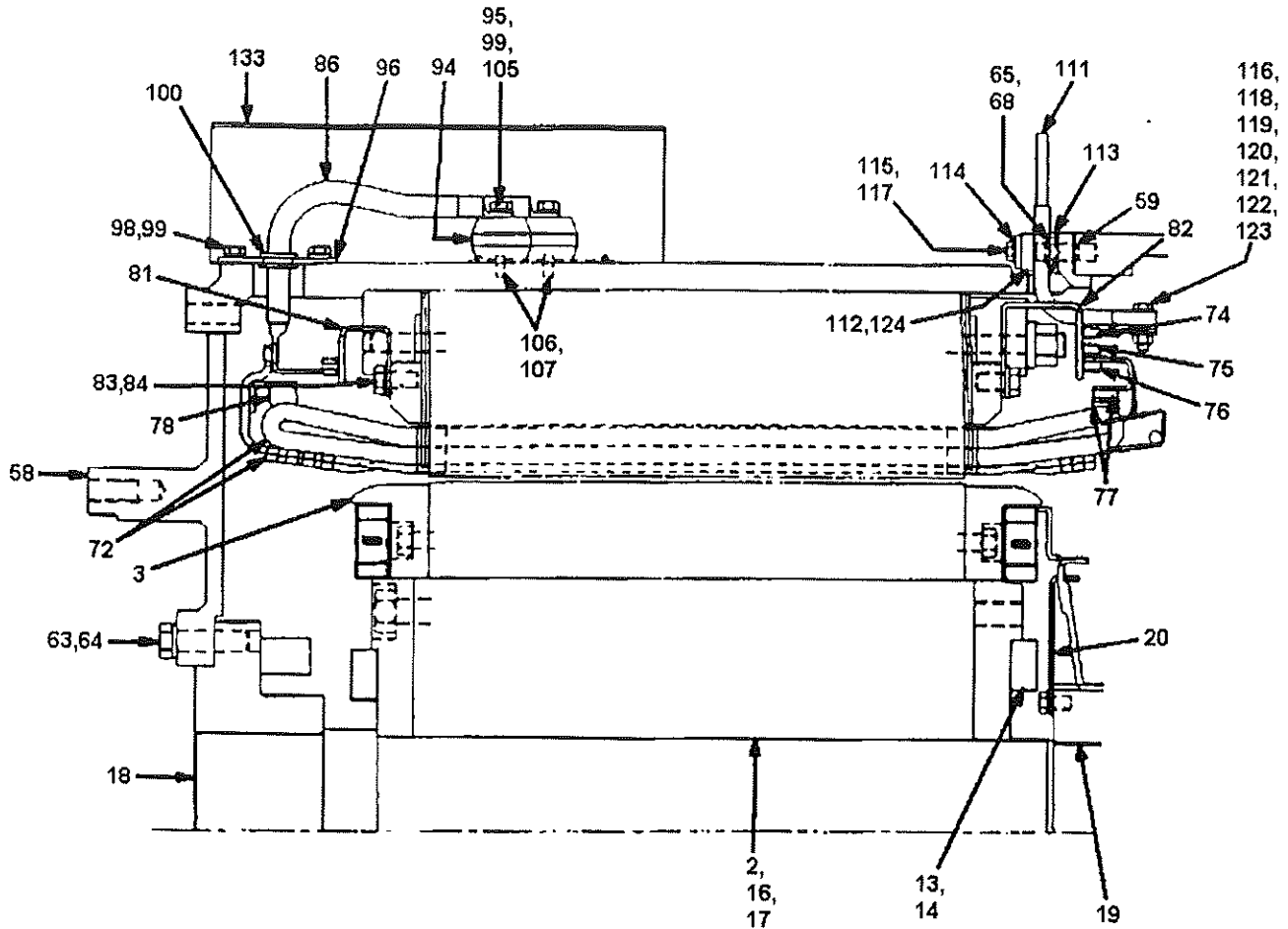
# SERVICE PART DRAWING

ITEM NO.	PART NUMBER	DESCRIPTION	QUANTITY	KITS AVAIL
K01	2002091	SEAL KIT	1	
001		FLANGE	1	
002		BODY	2	
003		BEARING PLATE	1	
004		ADAPTER PLATE	1	
005	2002092	FRONT DRIVE GEAR	1	
006	2002093	REAR DRIVE GEAR	1	
007	2002094	IDLER GEAR	2	
008	2002095	TOP PRESSURE PLATE	2	
009	2002096	BOTTOM PRESSURE PLATE	2	
010		SEALING STRIP	8	K01
011		O-RING	1	K01
012		O-RING	2	K01
013		O-RING	1	K01
014	55908	O-RING	1	
015	2002132	JOURNAL BEARING	7	
016		SNAP RING	1	K01
017		SEAL	2	K01
018		PLUG	1	
019		DOWELS	8	
020		WASHER	8	
021		COUPLING	1	
022		SNAP RING	1	
023		NUT	8	
024		STUD	8	
025		COUPLING	1	
026		SNAP RING	1	
027		PLUG	1	K01
028	2002133	JOURNAL BEARING	1	
029		CAPSCREWS	4	

UNIT RIG  
 SERVICE PARTS  
 LECTRA HAUL/DART

PART NUMBER  
 DATE  
 SHEET

56090  
 03/14/97  
 2 OF 2



REDUCED VIEW AT "A"  
 LONGITUDINAL ASSEMBLY  
 (REPRESENTATIVE ILLUSTRATION)



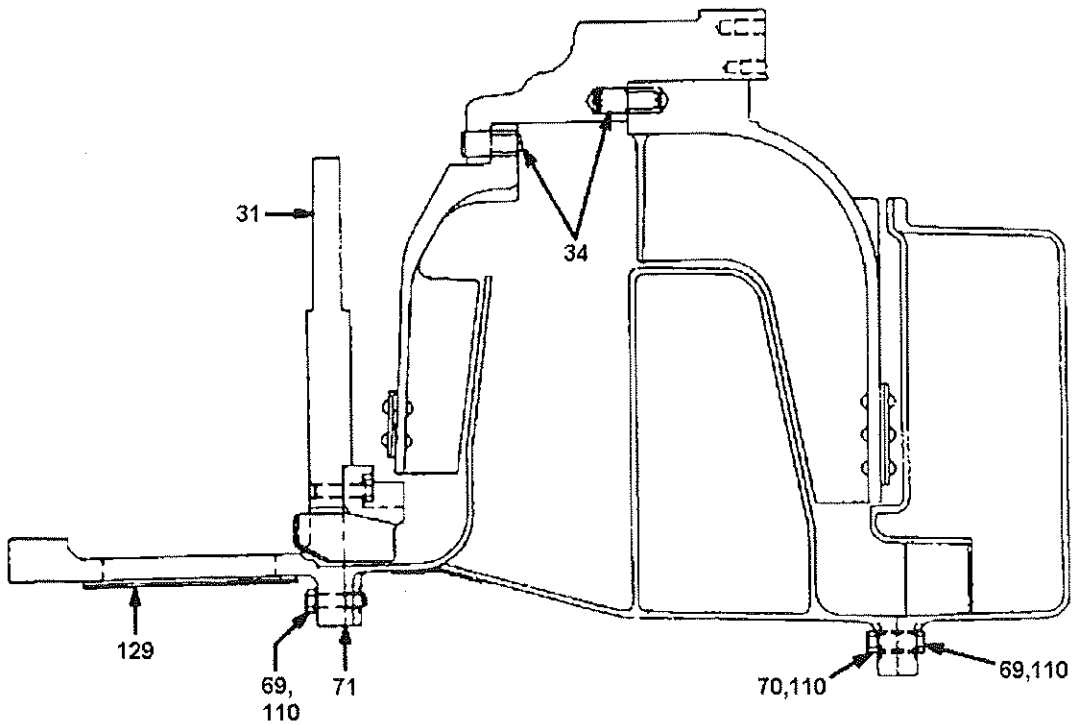
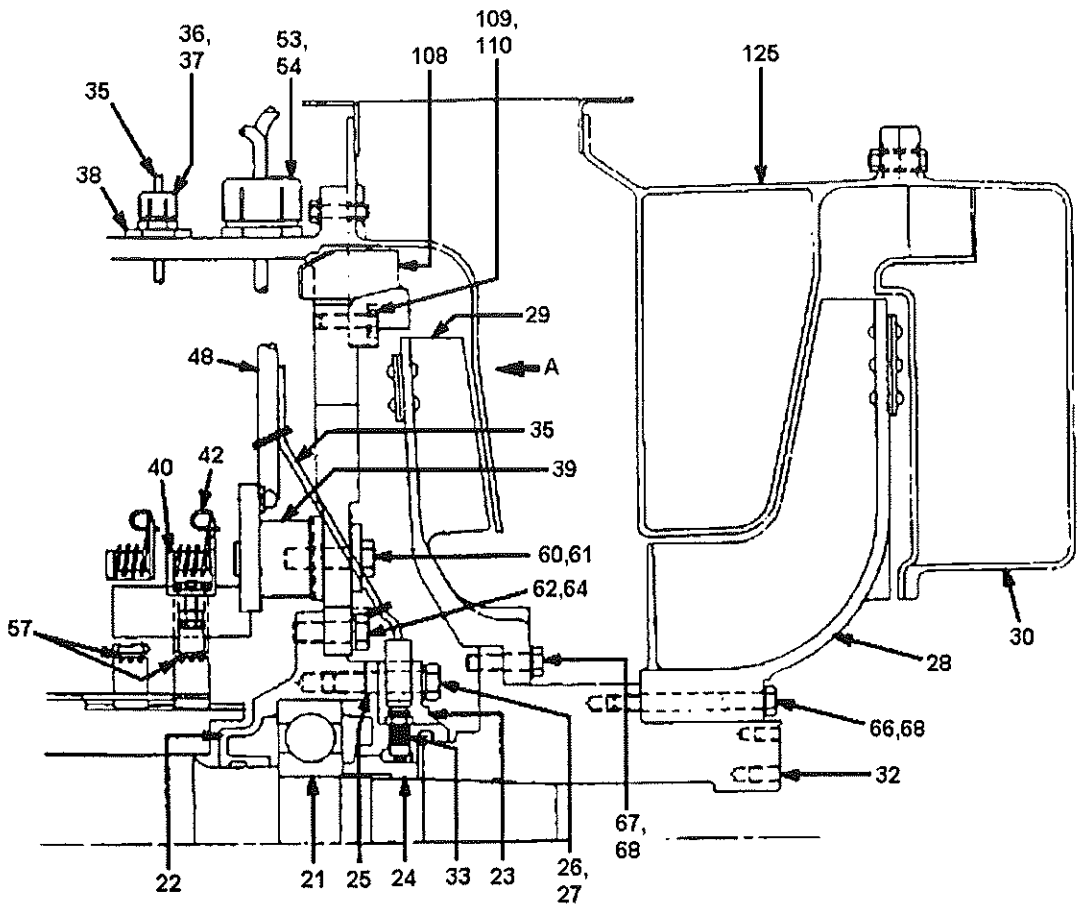
UNIT RIG  
 SERVICE PARTS

ALTERNATOR 5GTA26H1

56123

06/13/97

SHEET 1 OF 10



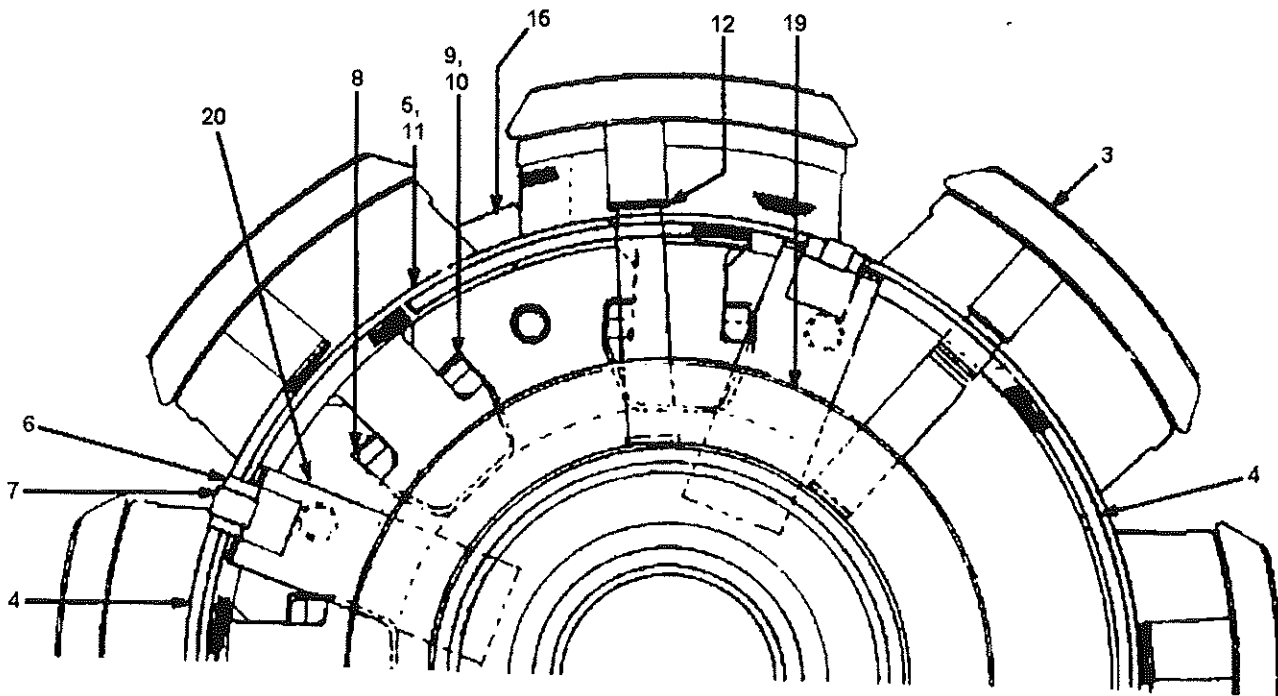
UNIT RIG  
SERVICE PARTS

ALTERNATOR 5GTA26H1

56123

06/13/97

SHEET 2 OF 10



ROTOR COIL ASSEMBLY  
(REPRESENTATIVE ILLUSTRATION)



UNIT RIG

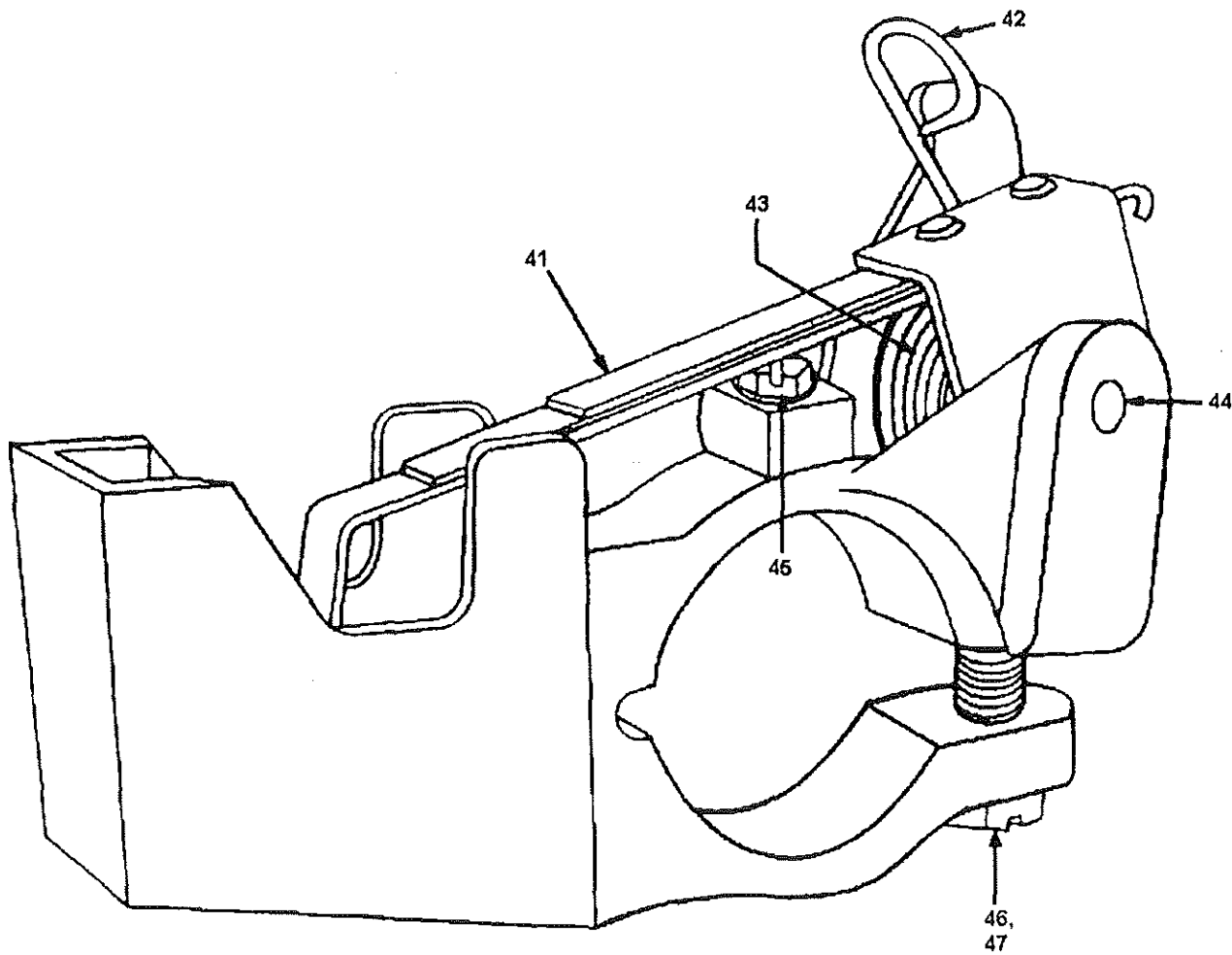
SERVICE PARTS

ALTERNATOR 5GTA26H1

56123

06/13/97

SHEET 3 OF 10



BRUSH HOLDER  
(REPRESENTATIVE ILLUSTRATION)



UNIT RIG

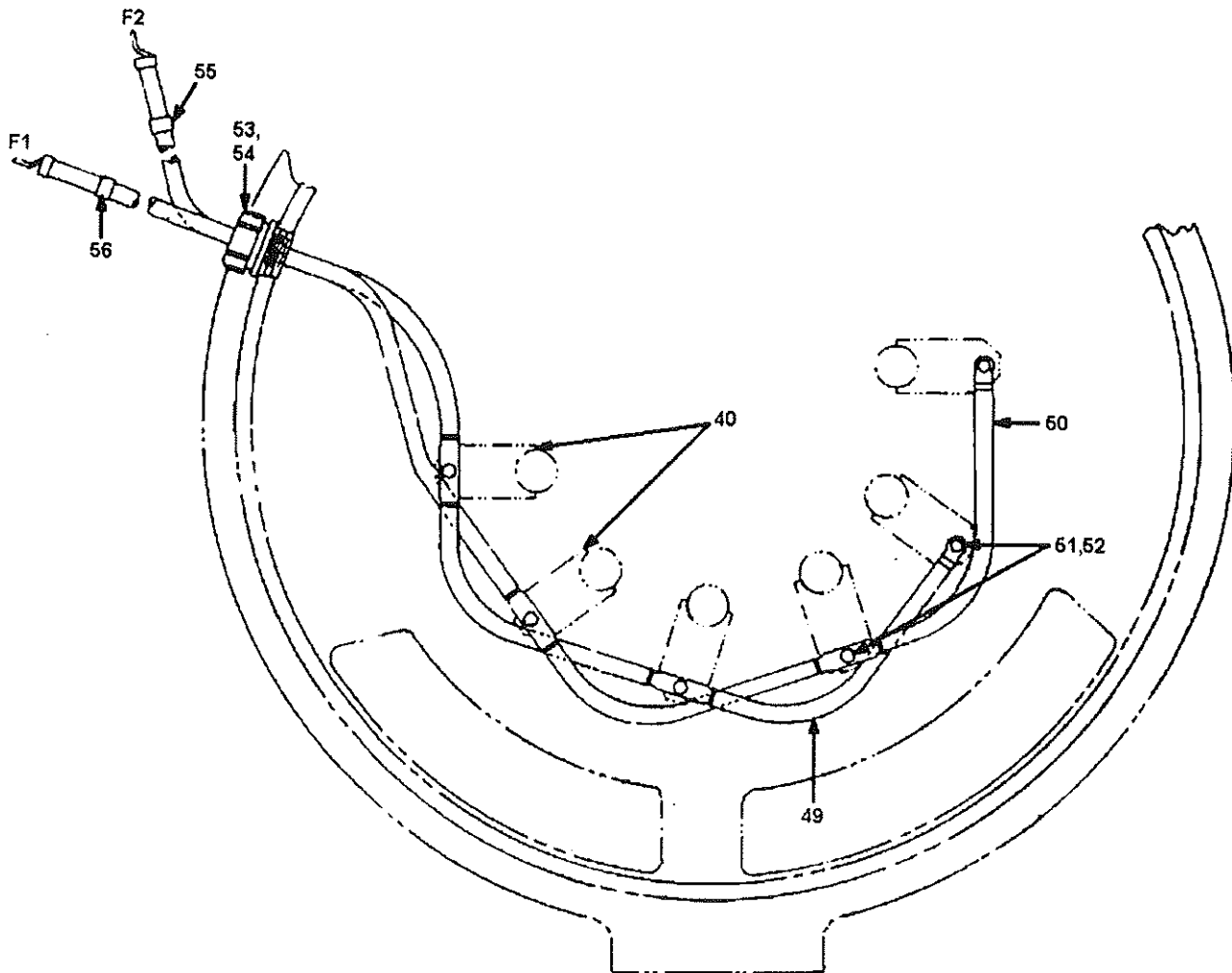
SERVICE PARTS

ALTERNATOR 5GTA26H1

56123

06/13/97

SHEET 4 OF 10



BRUSH HOLDER CABLE ASSEMBLY  
(REPRESENTATIVE ILLUSTRATION)



UNIT RIG

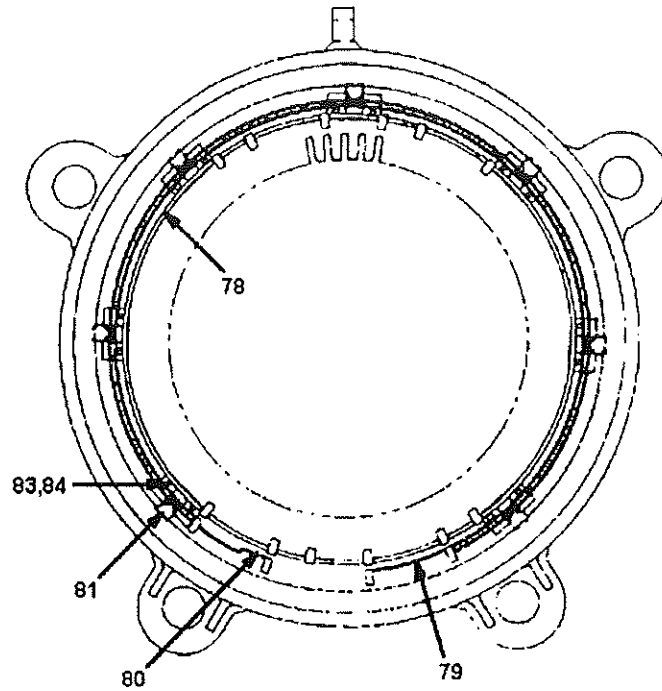
SERVICE PARTS

ALTERNATOR 5GTA26H1

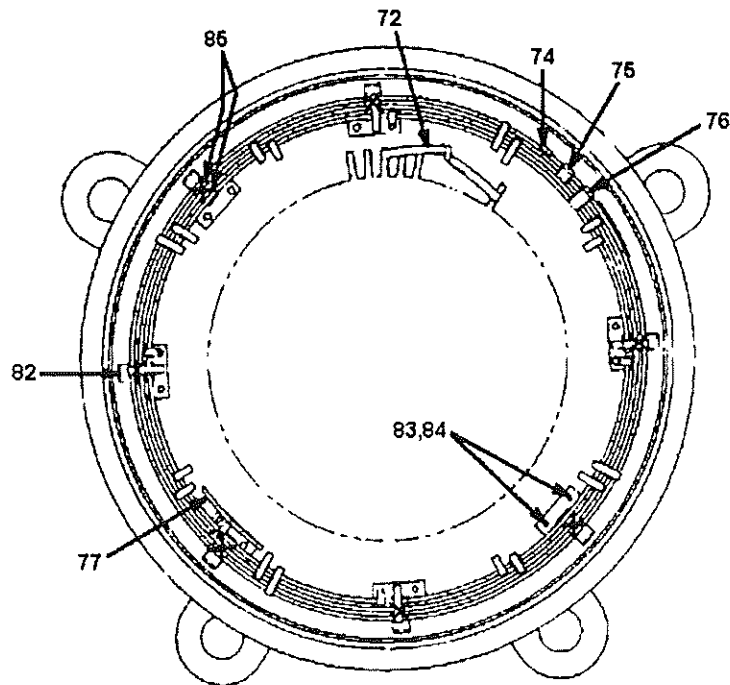
56123

06/13/97

SHEET 5 OF 10



ENGINE END



SLIP RING END

STATOR BUS RING ASSEMBLY  
(REPRESENTATIVE ILLUSTRATION)



UNIT RIG

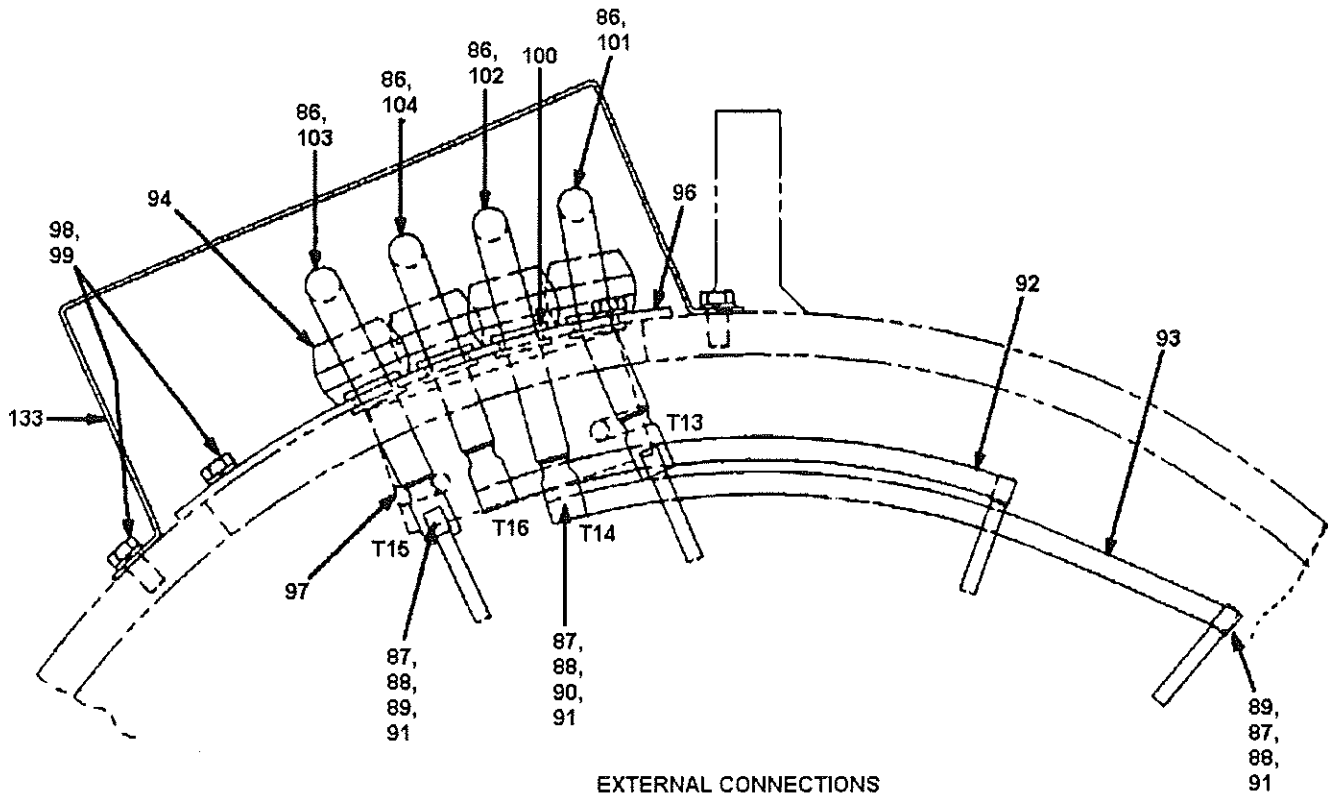
SERVICE PARTS

ALTERNATOR 5GTA26H1

56123

06/13/97

SHEET 6 OF 10



EXTERNAL CONNECTIONS  
(REPRESENTATIVE ILLUSTRATION)



UNIT RIG  
SERVICE PARTS

ALTERNATOR 5GTA26H1

56123

06/13/97

SHEET 7 OF 10

## SERVICE PART DRAWING

ITEM NO.	PART NUMBER	DESCRIPTION	QUANTITY	KITS AVAIL
001		ALTERNATOR P/N 56123, 5GTA26H1	1	
002	2002148	.ROTOR ASSEMBLY	1	
003	2001400	.ROTOR COIL WITH POLE PIECE	8	
004	700792	.CONNECTION STRAP 7.20 LENGTH	7	
005	700794	.TIE RING	1	
006	2001402	.INSULATION 1" X 2" X 0.030"	4	
007	700815	.CLAMP, SUPPORT	4	
008	700797	.WEDGE	8	
009	700798	.WEDGE	8	
010	2000829	.SLIPPER STRIP 44" X 0.010"	32	
011		.GLASS TAPE 0.015" X 1"	1	
012	700793	.BRAZING STRIP 0.010" X 3/4"	16	
013	700309	.BALANCE WGT 10-1/2 OD X 3/4	1	
014	700799	.BALANCE WEIGHT 1-1/2" X 3/4"	1	
015	700823	.COIL BRACE	8	
016		.ROTOR CORE WITH SHAFT	1	
017	2001403	...CORE	1	
018	2000591	...SHAFT	1	
019		.COLLECTOR RING ASSEMBLY	1	
020	700821	...SUPPORT	4	
021	911704	.BALL BEARING	1	
022	2000335	.BEARING HOUSING	1	
023	2000444	.BEARING CAP	1	
024	912929	.HUB	1	
025	2000408	.GASKET, 0.031" THICK	1	
026	16402	.BOLT, HEX HEAD 5/8-11 X 2-3/4	6	
027	912944	.WASHER, FLAT 0.725 ID, 1" OD	6	
028	2000434	.IMPELLER, 32-1/4" OD	1	
029	2000812	.IMPELLER, 30" OD	1	
030	915658	.FAN HOUSING, 2ND STAGE	1	
031	2000411	.FRAME HEAD	1	
032	2000063	.HUB	1	
033	21205	.MAGNETIC PICKUP SPEED SENSOR	1	
034		.DOWEL PIN	2	
035	71998A	.CABLE, SPEED SENSOR	1	
036	2001450	.CONNECTOR 0.125 TO 0.25 DIA.	1	
037	2000253	.SEALER N-SIL 128 TRANSLUCENT	1	
038		.REDUCING BUSHING 1" TO 1/2"	1	
039	911415	.SUPPORT W/INSULATED STUD/KEY	6	
040	911355	.BRUSHHOLDER	6	
041	911412	.PRESSURE ARM	6	
042	911413	.SPRING	6	
043	700810	.WASHER, BRASS 11/16" OD	6	
044	900608	.PIN SPRING DOWEL 1/4 X 1-3/8	6	
045		.BOLT W/WASHER 1/4-20 X 1/2"	6	
046	10535	.BOLT HX HD 5/16-18 X 1-1/4"	6	
047	10125	.NUT, HEX, 5/16-18	6	
048	2000929	.CABLE ASSEMBLY	1	
049	911420	.CABLE ASSEMBLY	1	
050	700699	.CABLE ASSEMBLY	1	

UNIT RIG  
SERVICE PARTS  
LECTRA HAUL/DART

PART NUMBER  
DATE  
SHEET

56123  
06/13/97  
8 OF 10

## SERVICE PART DRAWING

ITEM NO.	PART NUMBER	DESCRIPTION	QUANTITY	KITS AVAIL
051	1008856	.BOLT SL HX HD 1/4-20 X 3/4"	6	
052		.WASHER, CONCAVE 1/4" SPR STL	6	
053	2000253	.SEALER N-SIL 128 TRANSLUCENT	1	
054		.CONNECTOR 1" TO 1.187" DIA	1	
055		.CABLE MARKER (MARKED F2)	1	
056		.CABLE MARKER (MARKED F1)	1	
057	2000366	.CARBON BRUSH	6	
058	2002071	.ADAPTER	1	
059	700802	.PIN SPRING DOWEL 1/2" X 1-3/8	1	
060	10048	.BOLT HX HD 5/8-11 X 2-1/4"	6	
061		.WASHER, FLAT 0.725" ID, 2" OD	6	
062	10046	.BOLT HX HD 5/8-11 X 1-3/4" LG	6	
063	700781	.BOLT HX HD 5/8-18 X 2-1/4" LG	15	
064	912944	.WASHER, FLAT 0.725" ID, 1" OD	21	
065	10028	.BOLT HX HD 1/2-13 X 1-1/4" LG	8	
066	10056	.BOLT HX HD 1/2-13 X 4-1/2" LG	12	
067	10031	.BOLT HX HD 1/2-13 X 2" LONG	12	
068	915553	.WASHER FLT 0.562 ID, 0.938 OD	32	
069	10015	.BOLT HX HD 3/8-16 X 1-3/4" LG	26	
070	10126	.NUT, HEX 3/8-16	12	
071	913476	.ADHESIVE, RTV SILMATE 1473	1	
072	915642	.STATOR REWIND KIT	1	
073	2000930	.TERTIARY KIT	1	
074		.BUS RING, INSULATED (T1)	1	
075		.BUS RING, INSULATED (T2)	1	
076		.BUS RING, INSULATED (T3)	1	
077		.BUS RING, INSUL. 12 TERMINALS	1	
078		.TIE RING, INSULATED	1	
079		.CONNECTION STRAP INSUL. 79.70	1	
080		.CONNECTION STRAP INSUL. 81.75	1	
081		.BRACKET, INSULATED	7	
082		.BRACKET	7	
083	10027	.BOLT HX HD 1/2-13 X 1" LONG	28	
084	915553	.WASHER FLT 0.562 ID, 0.938 OD	28	
085		.INSULATION 0.188" X 0.5" X 1"	14	
086	915152	.CABLE ASSEMBLY 11-1/4" LONG	4	
087		.TAPE 0.005 THICK, 0.75 WIDE	1	
088		.TAPE FIBERGLASS 0.007 X 0.75	1	
089		.BRAZING STRIP 3/8 X 1/2 X .01	4	
090		.BRAZING STRIP 3/8 X 3/4 X .01	2	
091		.VARNISH	1	
092		.CONNECTION STRAP INSUL. 11.10	1	
093		.CONNECTION STRAP INSUL. 13.78	1	
094	915542	.INSULATOR WITH STUD	4	
095	10126	.NUT, HEX 3/8-16	4	
096		.COVER	1	
097		.INSULATION PAD, 5" LONG	1	
098	10011	.BOLT, HX HD 3/8-16 X 3/4" LG	8	
099	10180	.LOCKWASHER, 3/8"	12	
100	2000410	.GROMMET, 1/2" ID, RUBBER	4	

UNIT RIG  
SERVICE PARTS  
LECTRA HAUL/DART

PART NUMBER  
DATE  
SHEET

56123  
06/13/97  
9 OF 10

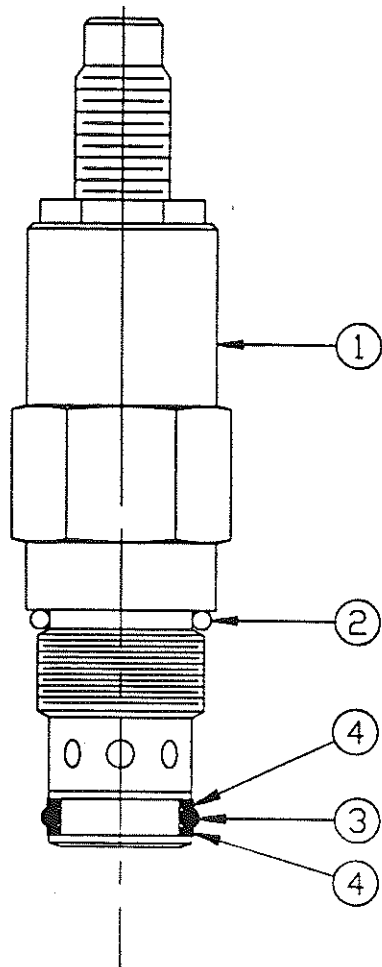
## SERVICE PART DRAWING

ITEM NO.	PART NUMBER	DESCRIPTION	QUANTITY	KITS AVAIL
101		.CABLE MARKER (MARKED T13)	1	
102		.CABLE MARKER (MARKED T14)	1	
103		.CABLE MARKER (MARKED T15)	1	
104		.CABLE MARKER (MARKED T16)	1	
105	10164	.WASHER, 3/8"	4	
106	2000537	.LOCTITE	1	
107	2000409	.STUD, 1" LONG	4	
108	2000412	.AIR BAFFLE	1	
109		.BOLT HX SOC HD 3/8-16 X 2-1/4	8	
110	913565	.WASHER FLT 0.435 ID, 0.675 OD	38	
111		.TERMINAL ASSEMBLY	3	
112		.CABLE CLAMP BLOCK, 15/16" THK	1	
113	2001969	.CABLE CLAMP BLOCK, 3/4" THK	1	
114		.CLAMP PLATE, 7-5/32" LONG	1	
115	52078	.BOLT HX HD 5/16-18 X 2-1/2 LG	2	
116	52368	.WASHER, 5/16"	6	
117	10179	.LOCKWASHER, 5/16"	2	
118	10535	.BOLT HX HD 5/16-18 X 1-1/4 LG	3	
119	10125	.NUT, HEX, 5/16-18	3	
120		.PUTTY, AIR DRY	1	
121		.GLASS TAPE, 0.005 THK X 1" WD	1	
122		.TAPE FIBERGLASS 0.007 X 1" WD	1	
123		.VARNISH	1	
124	2000253	.SEALER N-SIL 128 TRANSLUCENT	1	
125	2000901	.FAN HOUSING, 1ST STAGE	1	
126	916164	.AMBIENT AIR TEMPERATURE PANEL	1	
127	915428	.TERMINAL BOARD, 2 POLE	1	
128	916180	.SENSOR THERMISTOR 100000 OHM	1	
129	915154	.COVER	2	
130	913836	.LATCH	2	
131		.GASKET, 0.125" THICK	1	
132	15605	.CEMENT	1	
133	703118	.CONNECTION BOX	1	

UNIT RIG  
SERVICE PARTS  
LECTRA HAUL/DART

PART NUMBER  
DATE  
SHEET

56123  
06/13/97  
10 OF 10



UNIT RIG  
SERVICE PARTS

FLOW CONTROL CARTRIDGE

56132

01/16/98

SHEET 1 OF 2

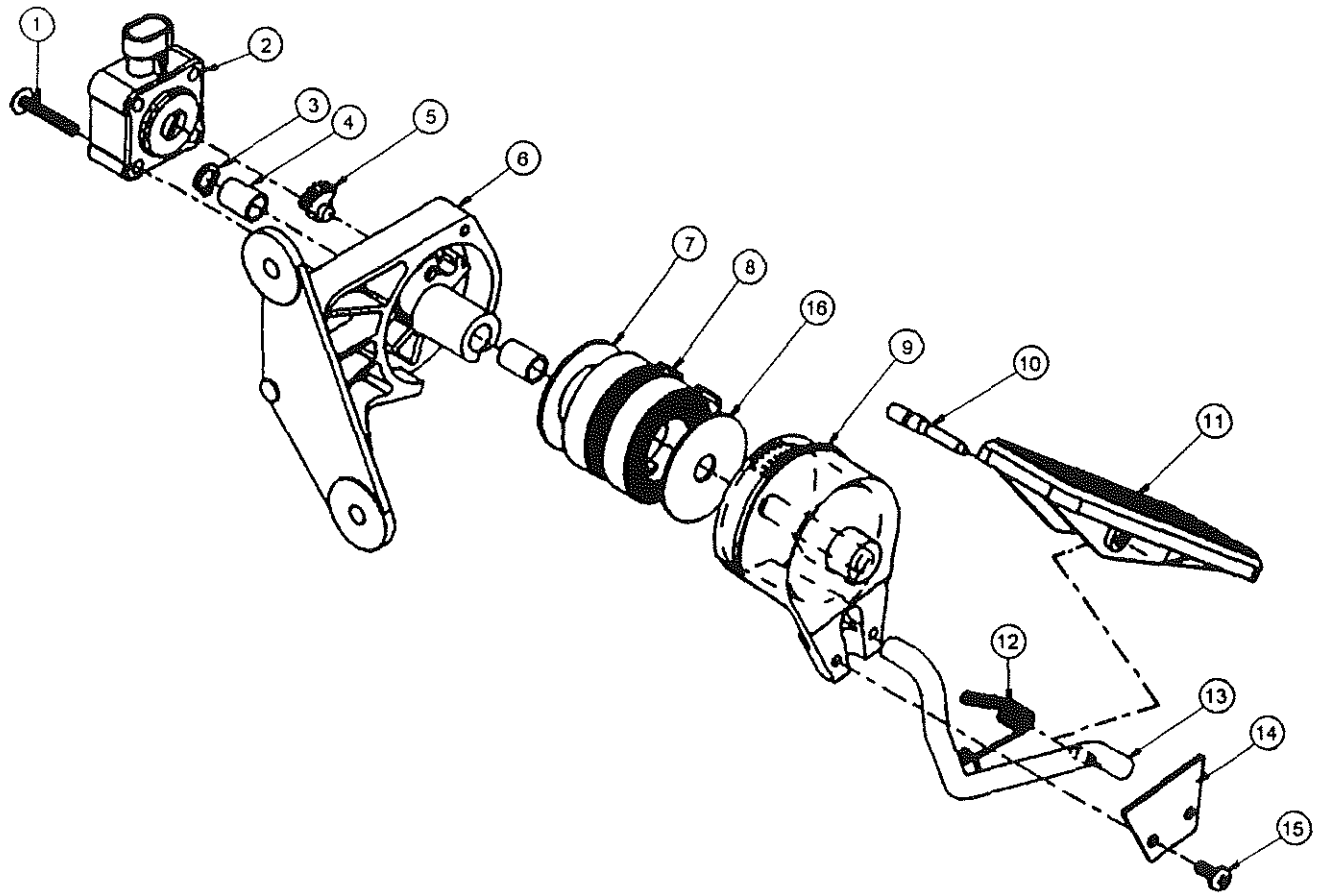
# SERVICE PART DRAWING

ITEM NO.	PART NUMBER	DESCRIPTION	QUANTITY	KITS AVAIL
K01	916397	SEAL KIT	1	
001		FLOW RELIEF VALVE CARTRIDGE	1	
002		O-RING	1	K01
003		O-RING	1	K01
004		BACK-UP RING	2	K01

UNIT RIG  
 SERVICE PARTS  
 LECTRA HAUL/DART

PART NUMBER  
 DATE  
 SHEET

56132  
 01/16/98  
 2 OF 2



UNIT RIG  
SERVICE PARTS

ELECTRONIC PEDAL

56153

10/08/98

SHEET 1 OF 2

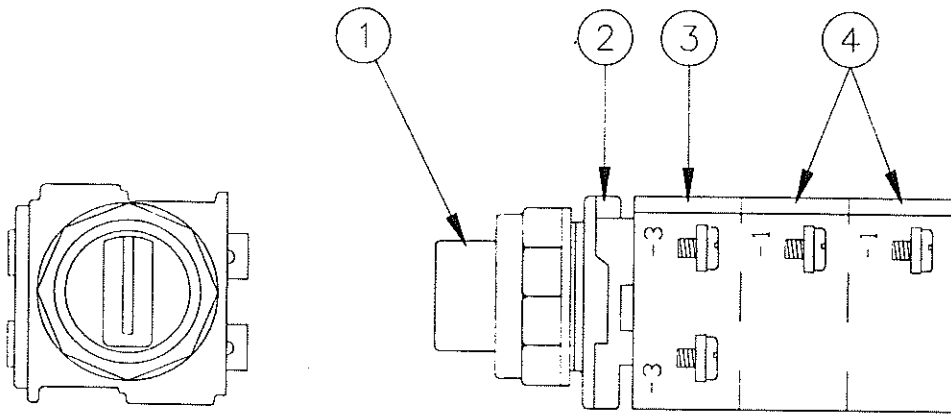
## SERVICE PART DRAWING

ITEM NO.	PART NUMBER	DESCRIPTION	QUANTITY	KITS AVAIL
001		SCREW	2	
002		SENSOR	1	
003	916405	RING, RETAINING	1	
004	916404	BUSHING, SHAFT	2	
005	916403	GEAR	1	
006		BASE, THROTTLE	1	
007		WASHER	1	
008		SPRING	2	
009		HOUSING, GEAR	1	
010	916401	PIN, PEDAL	1	
011	916400	PEDAL, THROTTLE	1	
012	916402	SPRING, PEDAL RETURN	1	
013		LEVER, PEDAL	1	
014		CLAMP	1	
015		SCREW	2	
016		THRUST WASHER	1	
017		SCREW (NOT SHOWN)	2	
018		BRACKET (NOT SHOWN)	1	

UNIT RIG  
 SERVICE PARTS  
 LECTRA HAUL/DART

PART NUMBER  
 DATE  
 SHEET

56153  
 10/08/98  
 2 OF 2



UNIT RIG

SERVICE PARTS

LEVER SWITCH

56265

08/31/98

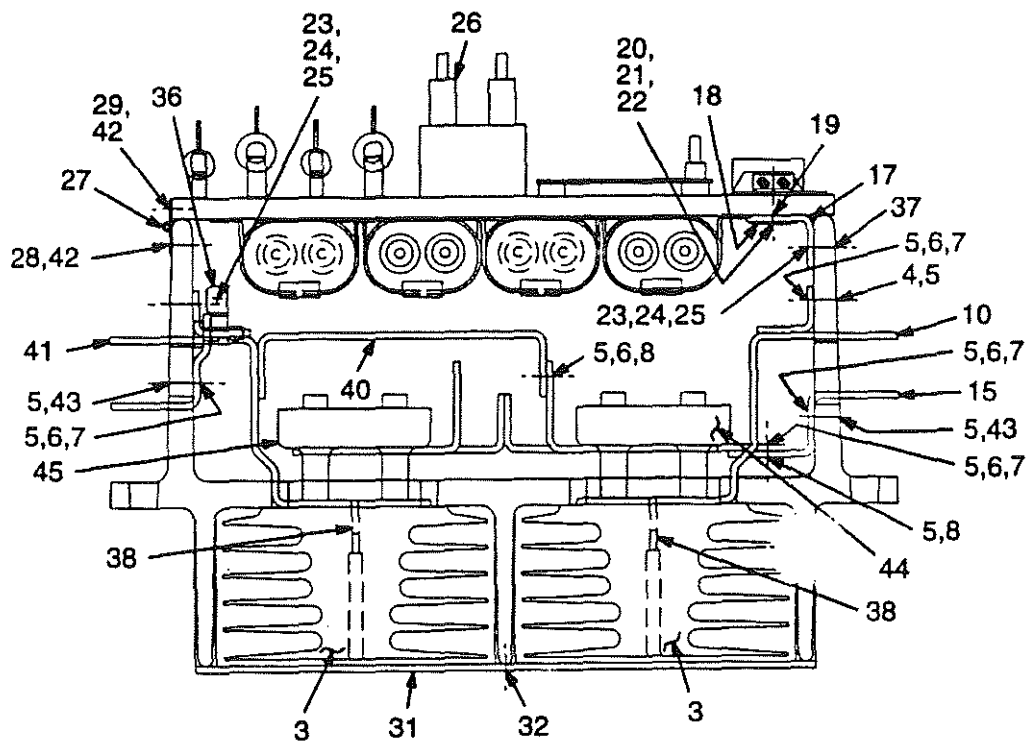
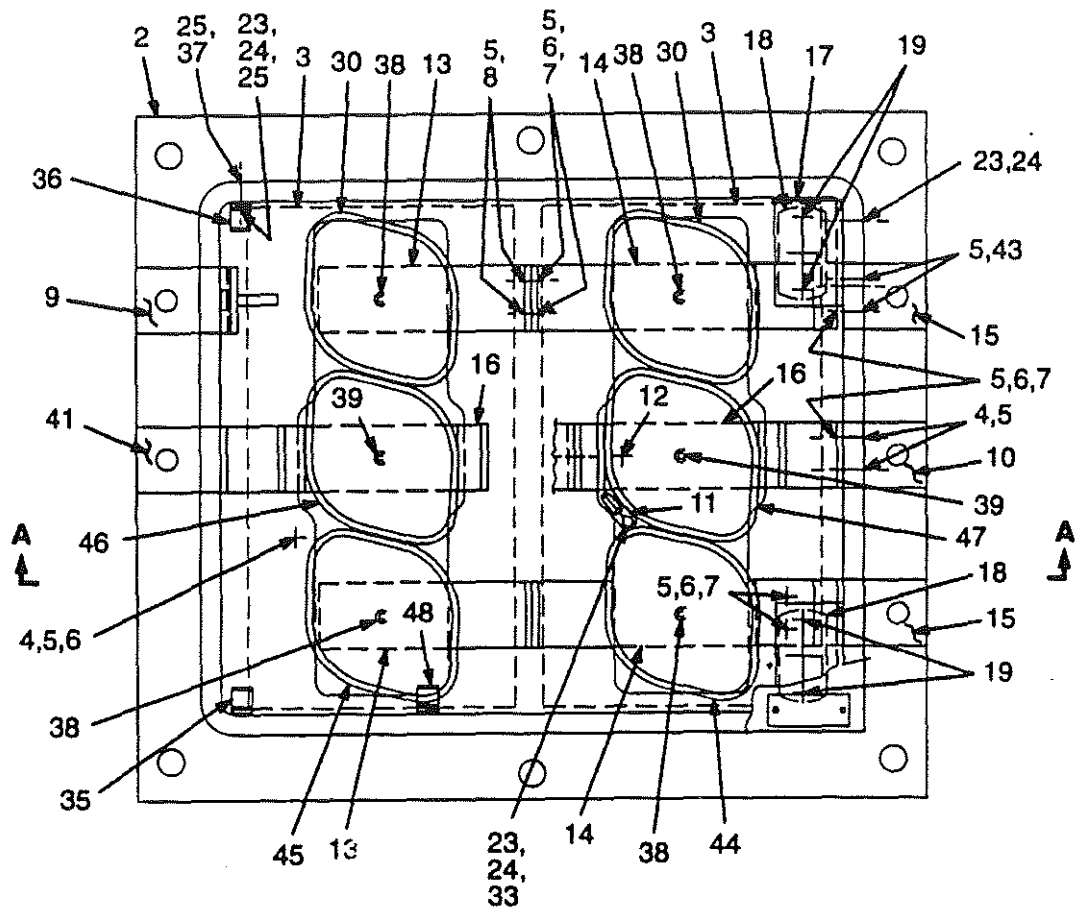
SHEET 1 OF 2

SERVICE PART DRAWING

ITEM NO.	PART NUMBER	DESCRIPTION	QUANTITY	KITS AVAIL
001	701210	OPERATING LEVER	1	
002	2002552	OPERATOR	1	
003	2002553	CONTACT BLOCK	1	
004	2001585	CONTACT BLOCK (NC)	2	

UNIT RIG  
SERVICE PARTS  
LECTRA HAUL/DART

PART NUMBER 56265  
DATE 08/31/98  
SHEET 2 OF 2



SECTION A-A



UNIT RIG  
SERVICE PARTS

AFSE STATIC EXCITER PANEL

56267

02/09/99

SHEET 1 OF 2

# SERVICE PART DRAWING

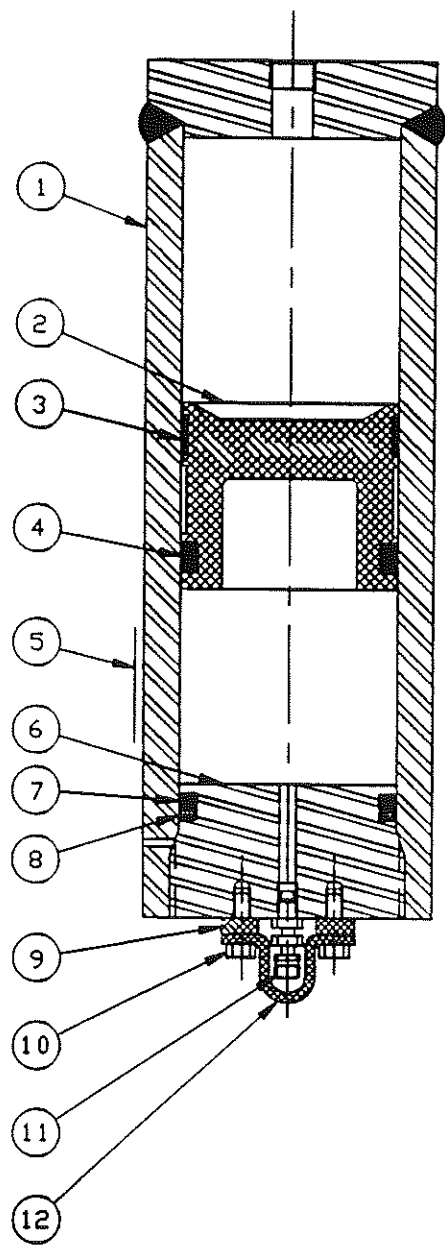
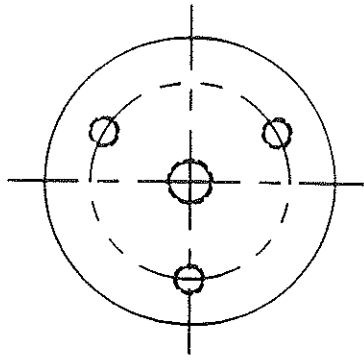
ITEM NO.	PART NUMBER	DESCRIPTION	QUANTITY	KITS AVAIL
001		AFSE STATIC EXCITER PANEL	1	
002		.PANEL BOX	1	
003	914389	.HEAT SINK	2	
004		.BOLT, HEX HD 1/4-20 X 1" LONG	12	
005	3000224	.WASHER, 1/4" (NARROW)	1	
006	10178	.LOCKWASHER, 1/4"	1	
007	10124	.NUT, HEX, 1/4-20	1	
008	10001	.BOLT, HEX HD 1/4-20 X 3/4" LG	10	
009	2001215	.BUS BAR WITH SCREW	1	
010	2000845	.BUS BAR WITH SCREW	1	
011	916180	.SENSOR-THERMISTOR 100.000 OHM	1	
012	52333	.SCREW, SL FL HD 1/4-20 X 1/2"	1	
013	915133	.BUS BAR, 4.90" DEV LENGTH	2	
014	915134	.BUS BAR, 6.15" DEV LENGTH	2	
015	915135	.BUS BAR WITH SCREWS	2	
016	915138	.BUS BAR, 4.73" DEV LENGTH	2	
017		.SUPPORT	2	
018		.RECEPTACLE, LATCHING, STN STL	2	
019		.SCREW, SL FL HD #4-40, 1/2"	4	
020	2000824	.WASHER, NO. 4	4	
021	55353	.LOCKWASHER, NO. 4	4	
022	2000825	.NUT, HEX, NO. 4-40	4	
023	22048	.WASHER, NO. 10 (NARROW)	1	
024	28537	.LOCKWASHER, NO. 10	9	
025	12867	.NUT, HEX, NO. 10-32	3	
026	* 2002714 *	.PANEL ASSEMBLY *SEE SPD*	1	
027		.HINGE	1	
028		.SCREW, SL PAN HD #8 X 5/8" LG	5	
029		.SCREW, SL PAN HD #8 X 3/4" LG	5	
030	701490	.DIODE WITH CLAMP	2	
031		.SHIELD, INSULATION	1	
032		.SCREW, SL FL HD #8-18 X 1/2"	9	
033		.SCREW, SL HEX HD #10-32 X 1/2"	6	
034	2000253	.SEALER, N-SIL 128 TRANSLUCENT	1	
035		.CABLE CLAMP, 7/16" ID	1	
036		.CABLE CLAMP, 1/2" ID	2	
037		.SCREW, SL HEX HD #10-32 X 1"	7	
038		.PIN-SPRING DOWEL 1/8"DIA 1/2"	4	
039		.PIN-SPRING DOWEL 1/8"DIA 5/8"	2	
040	2001216	.BUS BAR	1	
041	2001217	.BUS BAR WITH SCREW	1	
042	916182	.WASHER, NO. 8 (NARROW)	1	
043	916133	.BOLT, HEX HD 1/4-20 X 1-1/8"	6	
044	2002536	.RECTIFIER ASSEMBLY	1	
045	2002537	.RECTIFIER ASSEMBLY	1	
046	2002538	.RECTIFIER ASSEMBLY	1	
047	2002539	.RECTIFIER ASSEMBLY	1	
048		.CABLE CLAMP, 5/16" ID	1	

\*SEE SERVICE PARTS

UNIT RIG  
 SERVICE PARTS  
 LECTRA HAUL/DART

PART NUMBER  
 DATE  
 SHEET

56267  
 02/09/99  
 2 OF 2



UNIT RIG  
SERVICE PARTS

ACCUMULATOR - PISTON,  
1 GALLON

56297

11/03/98

SHEET 1 OF 2


## SERVICE PART DRAWING

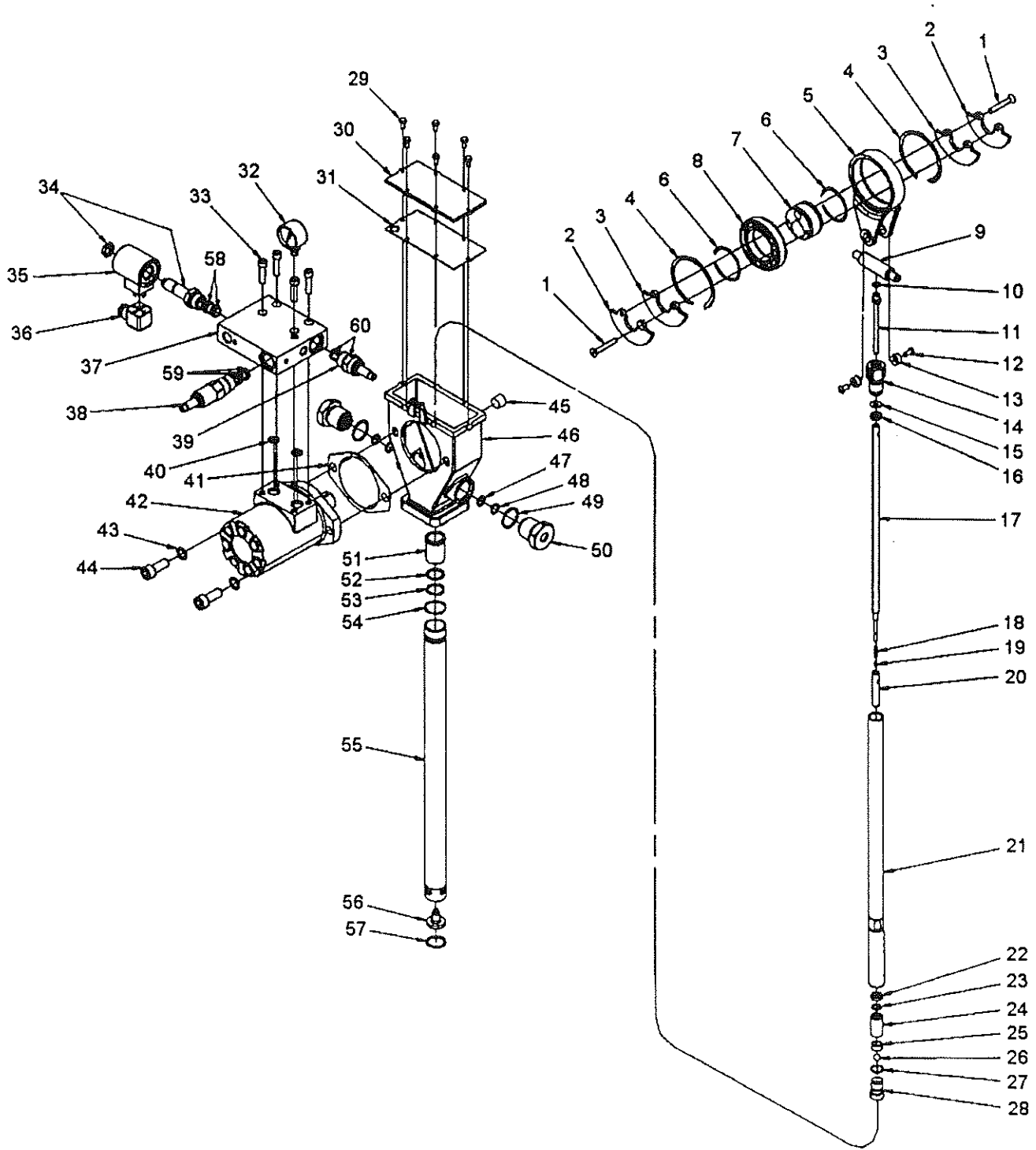
ITEM NO.	PART NUMBER	DESCRIPTION	QUANTITY	KITS AVAIL
K01	916430	SEAL KIT	1	
001		CYLINDER, 1 GALLON	1	
002		PISTON	1	
003		WEAR BAND PISTON	1	K01
004		T-SEAL RING PISTON	1	K01
005		PLATE, INSTRUCTION	1	
006		CAP-GAS END	1	
007		O-RING-ENDCAP SEAL	1	K01
008		BACK UP RING	1	K01
009		SPACER-GAS VALVE GUARD	1	
010		CAPSCREW 3/8-16 X 1 INCH LONG	2	
011		VALVE-GAS	1	
012		GUARD-GAS VALVE	1	

UNIT RIG  
 SERVICE PARTS  
 LECTRA HAUL/DART

PART NUMBER  
 DATE  
 SHEET

56297  
 11/03/98  
 2 OF 2





# SERVICE PART DRAWING

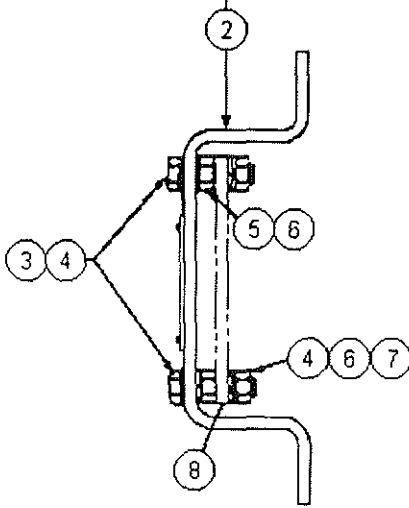
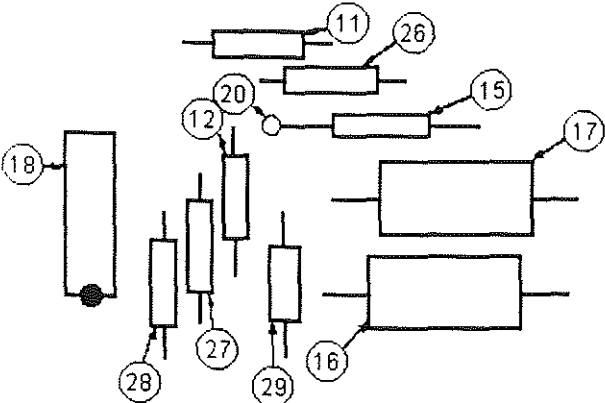
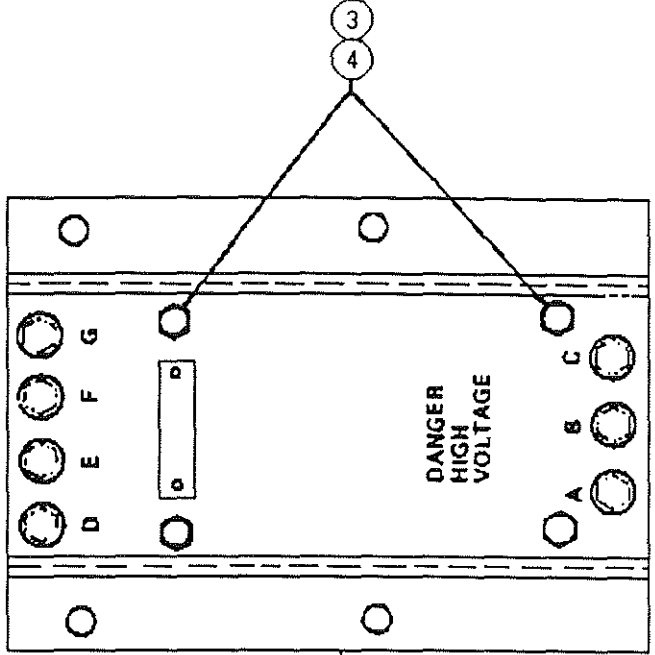
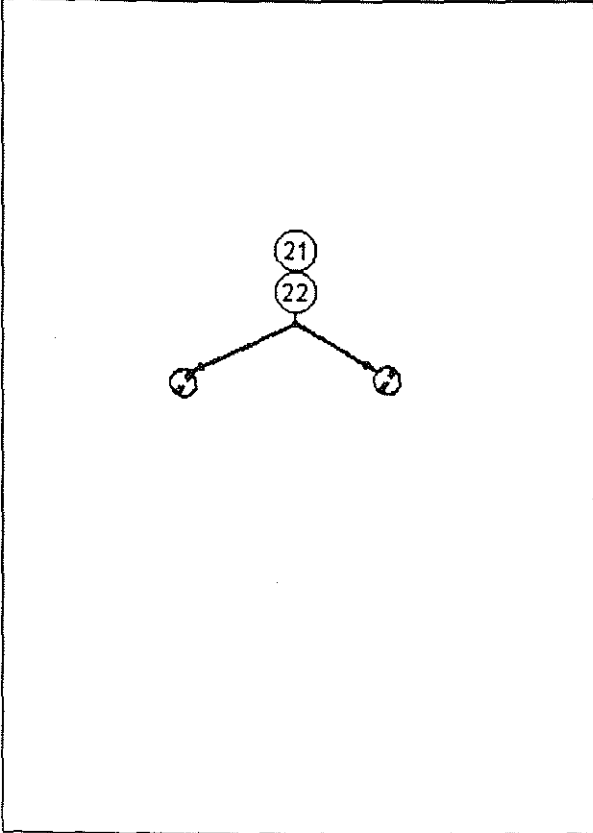
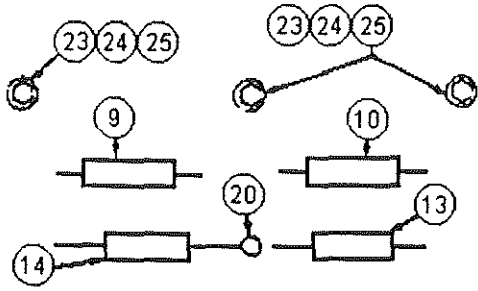
ITEM NO.	PART NUMBER	PART DESCRIPTION	QUANT.	KITS AVAIL.
1		Flat Head Screw	2	
2		Outer Weight	2	
3		Inner Weight	2	
4		Retainer Ring	2	
5		Crankrod	1	
6		Retaining Ring	2	
7		Crank Eccentric	1	
8		Ball Bearing	1	
9		Outlet Pin	1	
10		O-Ring (Nitrile)	1	K01
11		Plunger Tube	1	
12		Button Head Screw	2	
13		Wrist Pin Bushing	2	
14		Wrist Pin Anchor	1	
15		Back-up Washer	1	K01
16		Cup Seal (Polyurethane)	1	K01
17		Plunger Link Rod	1	
18		Spring	1	
19		Ball	1	
20		Pump Plunger	1	
21		Reciprocating Tube	1	
22		Cup Seal (Polyurethane)	1	K01
23		O-Ring (Polyurethane)	1	K01
24		Pump Cylinder	1	
25		Ball Cage	1	
26		Ball	1	
27		O-Ring (Nitrile)	1	K01
28		Check Seat	1	
29		Self Threading Screw (#8-1/2)	6	
30		Housing Cover	1	
31		Cover Gasket (Nitrile)	1	K01
32	2002861	Pressure Gauge	1	
33		Socket Head Screw	4	
34		Solenoid Valve Cartridge	1	
35	2002862	Solenoid Valve Cartridge	1	
36		Solenoid Connector	1	
37		Manifold	1	
38	2002863	Pressure Reducing Valve	1	
39	2002864	Flow Control Valve (Includes Nitrile Seal Kit)	1	
40		O-Ring (Nitrile)	2	K01

UNIT RIG  
SERVICE PARTS  
TEREX MINING

PART NUMBER  
DATE  
SHEET

56341  
06/11/99  
2 OF 3

ITEM NO.	PART NUMBER	PART DESCRIPTION	QUANT.	KITS AVAIL.
41		Motor Gasket	1	K01
42	2002865	Hydraulic Motor (Includes Items 40 and 41)	1	.
43		Washer	2	
44		Socket Head Screw	2	
45		Pipe Plug	1	
46		Pump Housing	1	
47		Back-up Ring (Nitrile)	2	K01
48		O-Ring (Nitrile)	2	K01
49		O-Ring (Nitrile)	2	K01
50		Outlet Pin Nut	2	
51		Bronze Bearing	1	
52		O-Ring (Nitrile)	1	K01
53		Back-up Washer	1	K01
54		O-Ring (Nitrile)	1	K01
55		Housing Tube	1	
56		Shovel Plug	1	
57		Retaining Ring	1	
58		Seal Kit (Nitrile)	1	
59		Seal Kit (Nitrile)	1	
60		Seal Kit (Nitrile)	1	
K01	2002866	Soft Parts Kit	1	



78555A



UNIT RIG  
SERVICE PARTS

ISOAMP  
CURRENT  
PANEL

78555A

04/19/95

SHEET 1 OF 2

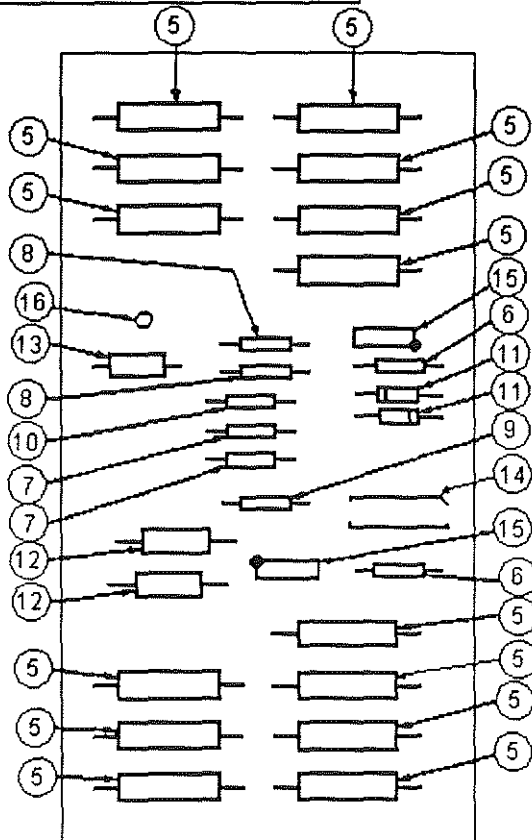
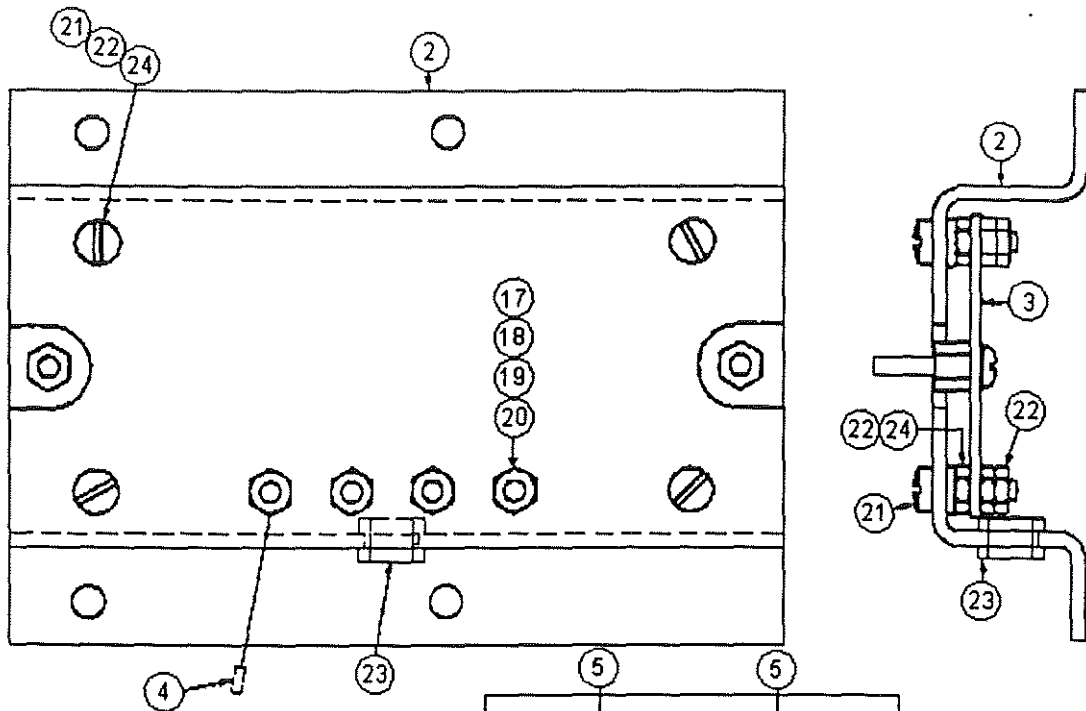
# SERVICE PART DRAWING

ITEM NO.	PART NUMBER	DESCRIPTION	QUANTITY	KITS AVAIL
001		PANEL	1	
002		.CHANNEL	1	
003		.SCREW, SL HX HD 10-32 X 3/4	4	
004		.WASHER, FLAT, NO 10, ZINC PL	8	
005		.LOCKWASHER, NO 10	4	
006		.NUT, HEX, NO 10-32, ZINC PL	8	
007		.LOCKWASHER, NO 10	4	
008		.MODULE	1	
009	914964	..RESISTOR 1/4 WATT 150000 OHM	1	
010		..RESISTOR 1/4 WATT 1,020 OHM	1	
011		..RESISTOR 1/4 WATT 221 OHM	1	
012	914937	..RESISTOR 1/4 WATT 13,300 OHM	1	
013		..RESISTOR 1/4 WATT 2,870 OHM	1	
014		..RESISTOR 1/8 WATT	1	
015		..RESISTOR 1/8 WATT	1	
016		..CAPACITOR, 1 MFD, 50 VOLT	1	
017		..CAPACITOR, 1 MFD, 50 VOLT	1	
018	700385	..AMPLIFIER	1	
019	914092	..INTEGRATED CIRCUIT MODULE	1	
020		..TERMINAL, 0.281 IN. LONG	4	
021		..SCREW, SL PAN HD 4-40 X 1/4	2	
022		..LOCKWASHER, NO 4	2	
023		..WELD SCREW, NO 10-32 X 15/16	7	
024		..NUT, HEX, NO 10-32	7	
025		..LOCKWASHER #10 INTERN. TEETH	7	
026		..RESISTOR, 1/2 WATT, 39 OHM	1	
027		..RESISTOR, 1/2 WATT, 39 OHM	1	
028		..RESISTOR, 1/2 WATT, 56 OHM	1	
029	701035	..CAPACITOR 0.01 MFD, 100 VOLT	1	

UNIT RIG  
 SERVICE PARTS  
 LECTRA HAUL/DART

PART NUMBER  
 DATE  
 SHEET

78555A  
 04/19/95  
 2 OF 2



78568A



UNIT RIG  
SERVICE PARTS

VOLT  
MEASURING  
MODULE

78568A

04/19/95

SHEET 1 OF 2

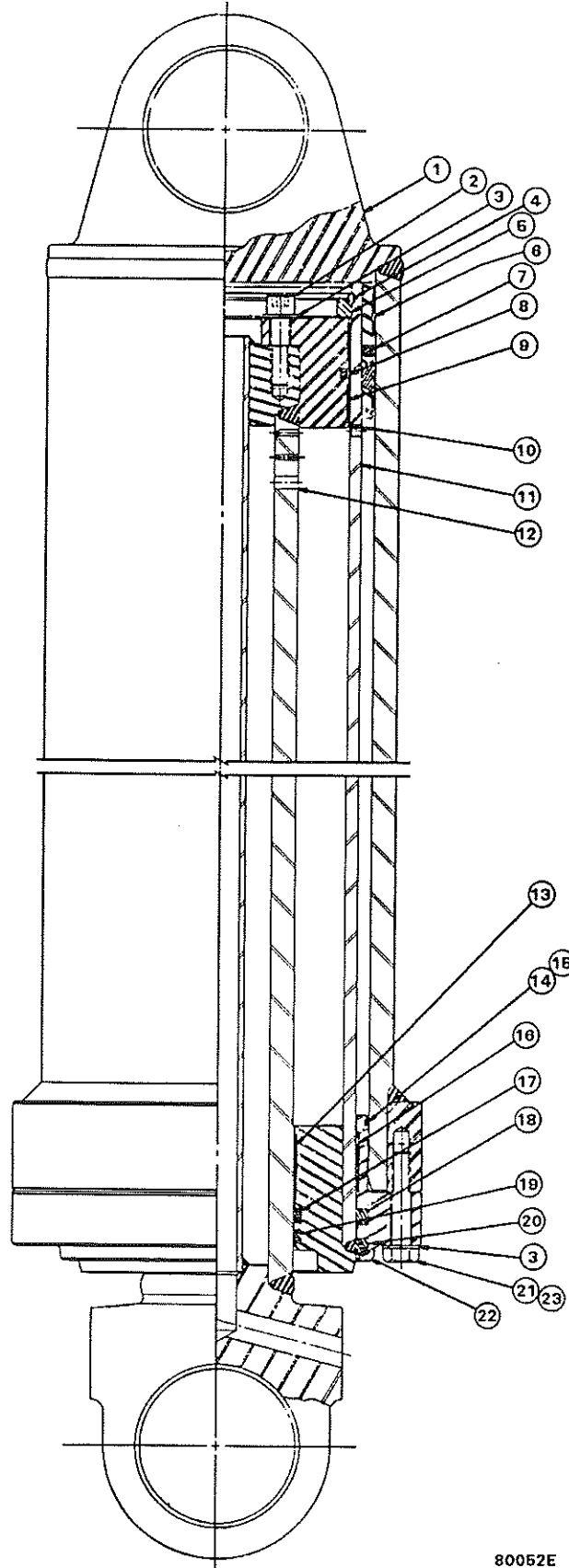
# SERVICE PART DRAWING

ITEM NO.	PART NUMBER	DESCRIPTION	QUANTITY	KITS AVAIL
001		PANEL	1	
002		.BASE	1	
003	914883	.MODULE	1	
004		..CABLE WITH TERMINALS	1	
005		..RESISTOR 1/2 WATT 475000 OHM	14	
006		..RESISTOR 1/4 WATT 16,200 OHM	2	
007		..RESISTOR 1/2 WATT 39 OHM	2	
008	914936	..RESISTOR 1/4 WATT 10,000 OHM	2	
009	701837	..RESISTOR 1/4 WATT 4,990 OHM	1	
010		..RESISTOR 1/2 WATT 56 OHM	1	
011	700933	..DIODE (1N4148)	2	
012	915073	..CAPACITOR, 1 MFD, 50 VOLT	2	
013	701037	..CAPACITOR, 0.01 MFD 200 VOLT	1	
014	700362	..I C MODULE	1	
015	914910	..POTENTIOMETER 1 WAT 2000 OHM	2	
016		..TERMINAL, 0.372 IN. LONG	1	
017		.SCREW, SL PAN HD 10-32 X 3/4	4	
018	28537	.LOCKWASHER, NO 10	8	
019	22048	.WASHER, NO 10	8	
020	12867	.NUT, HEX, NO 10-32	8	
021		.SCREW, BINDING HD, NYLON	4	
022		.NUT, HEX, NYLON, NO 10-32	12	
023	911045	.GROMMET, RUBBER	1	
024		.WASHER, 7/16 OD, 3/32" THICK	4	

UNIT RIG  
 SERVICE PARTS  
 LECTRA HAUL/DART

PART NUMBER  
 DATE  
 SHEET

78568A  
 04/19/95  
 2 OF 2



80052E



UNIT RIG

SERVICE PARTS

HYDRAULIC CYLINDER

80052E

06/22/95

SHEET 1 OF 2

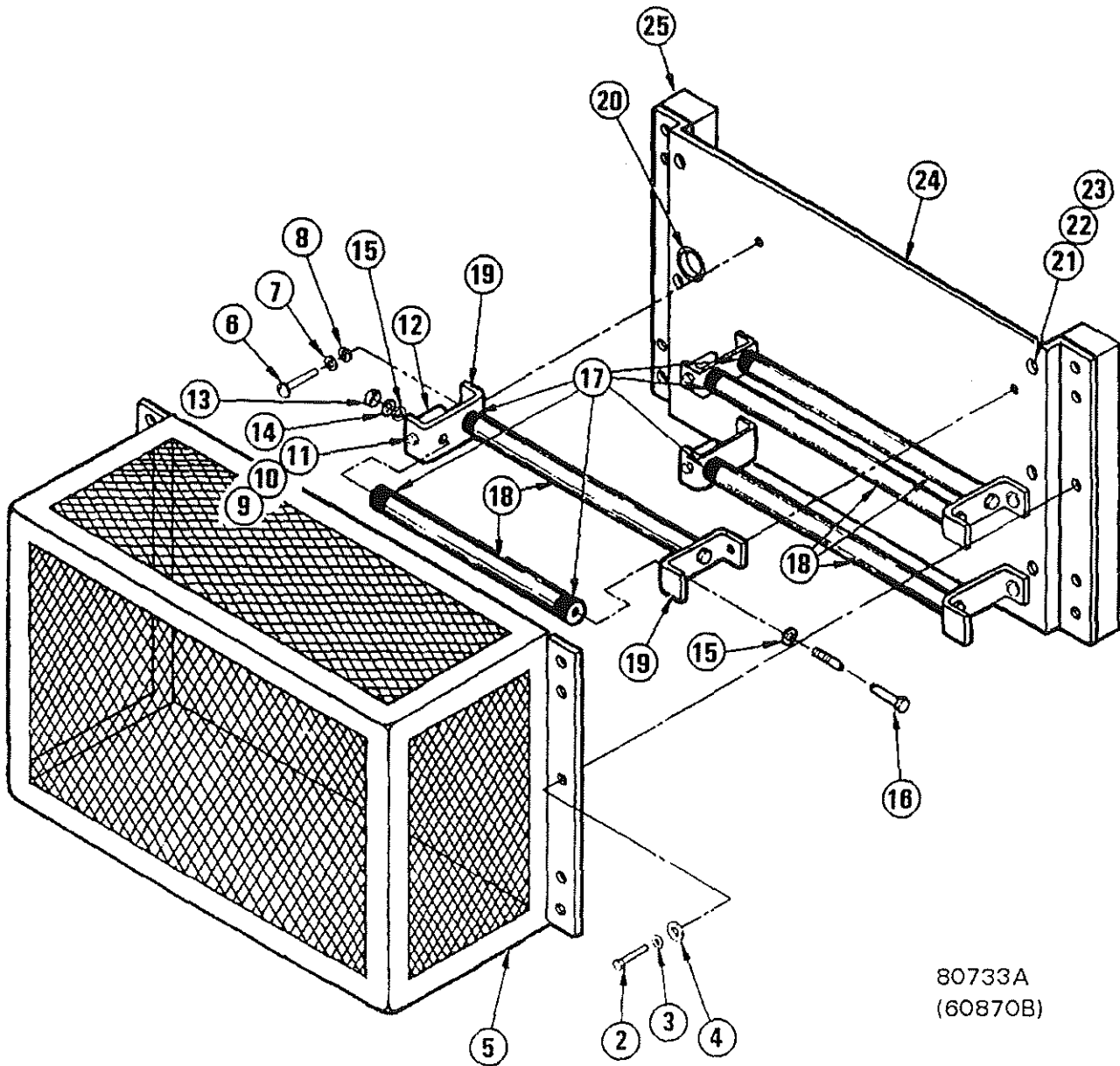
# SERVICE PART DRAWING

ITEM NO.	PART NUMBER	DESCRIPTION	QUANTITY	KITS AVAIL
K1	915399	KIT, CYLINDER SEAL	1	
001	80067C	BODY, DUMP CYLINDER	1	
002	80092A	CAPSCREW, SKT-DR 3/4NC	8	
003	65456A	WASHER, FL, HARDENED 3/4 X 1.5	26	
004	80054A	RING, RETAINING INT	1	
005	80053A	RING, RETAINER	1	
006	51019	RING - WEAR - PISTON	2	K1
007	51020	SEAL - PISTON	1	K1
008	51013	SEAL - PISTON	1	K1
009	51015	RING - WEAR - PISTON	2	K1
010	80055A	PISTON - CYLINDER	1	
011	80057A	ROD ASSEMBLY - 1ST STAGE	1	
012	80062C	ROD ASSEMBLY - 2ND STAGE	1	
013	51011	RING - WEAR - ROD	2	K1
014	51022	O-RING	1	K1
015	51021	RING, BACK UP	1	K1
016	51014	RING - WEAR - ROD	2	K1
017	51018	SEAL - ROD	1	K1
018	51012	SEAL - ROD	1	K1
019	51016	SEAL - ROD	1	K1
020	51017	SEAL - ROD	1	K1
021	51047	CAPSCREW, HEX 3/4-10NC X 3 3/4	18	
022	80056A	GLAND - PACKING	1	
023	22324	WIRE, SAFETY 0.041 DIA.	33	

UNIT RIG  
 SERVICE PARTS  
 LECTRA HAUL/DART

PART NUMBER  
 DATE  
 SHEET

80052E  
 06/22/95  
 2 OF 2



80733A  
(60870B)



UNIT RIG  
SERVICE PARTS

RESISTOR PANEL  
ASSEMBLY

80733A

06/28/95

SHEET 1 OF 2

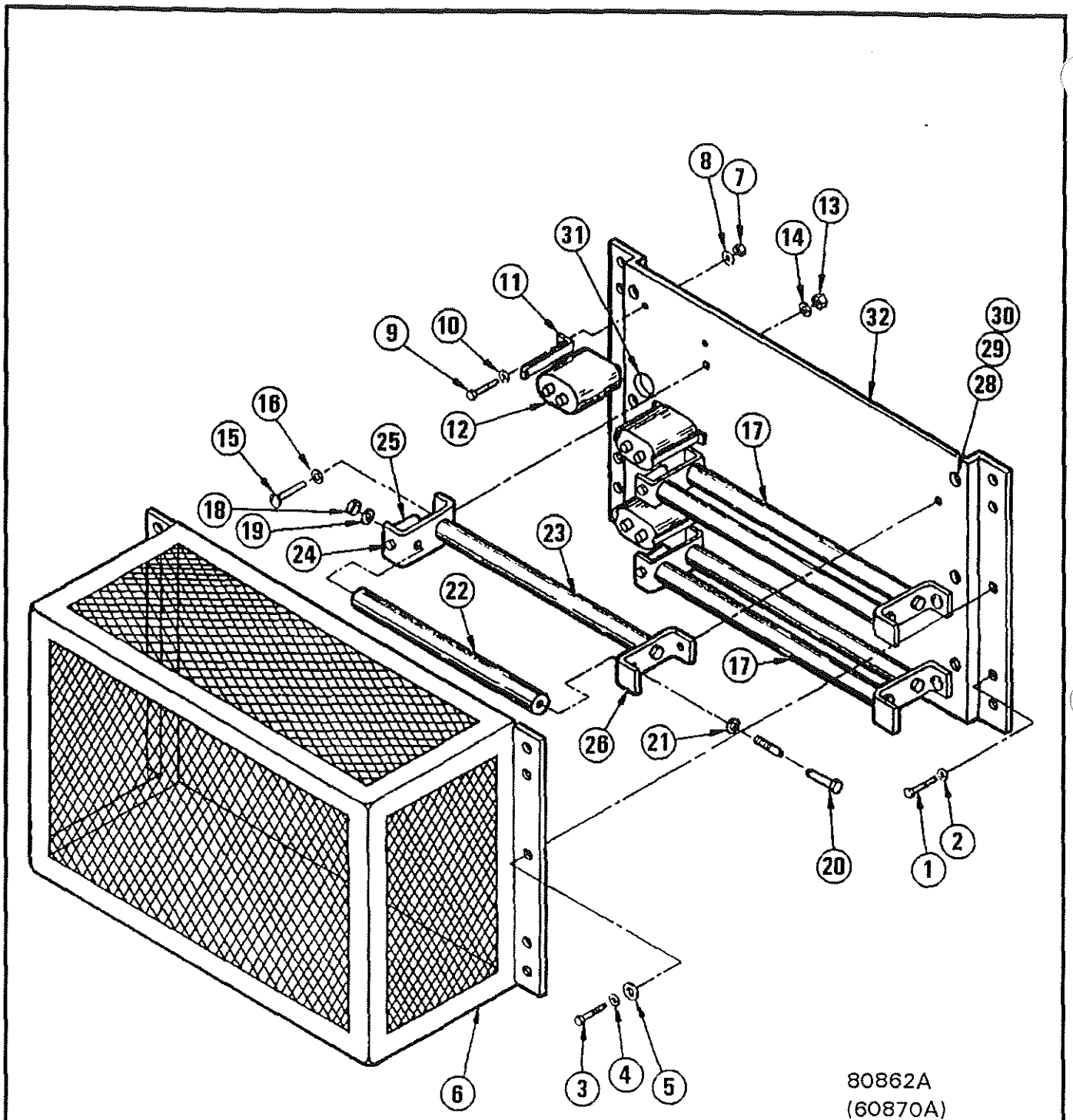
# SERVICE PART DRAWING

ITEM NO.	PART NUMBER	DESCRIPTION	QUANTITY	KITS AVAIL
001		RESISTOR PANEL ASSEMBLY	1	
002	10011	.CAPSCREW, HEX HEAD	6	
003	10180	.WASHER, LOCK	6	
004	27712	.WASHER, FLAT	6	
005		.GUARD	1	
006		.SCREW, ROUND HEAD MACHINE	6	
007	28537	.WASHER, LOCK	6	
008	22048	.WASHER, FLAT	6	
009		.CAPSCREW, HEX HEAD	3	
010	10178	.WASHER, LOCK	3	
011	10162	.WASHER, FLAT	3	
012		.POST, CONTACT	3	
013		.NUT, HEX	3	
014	18634	.WASHER, LOCK	3	
015	52366	.WASHER, FLAT	6	
016		.SCREW	3	
017		.BUSHING, INSULATOR	10	
018	914393	.RESISTOR (200 WATT 200 OHM)	5	
019		.BRACKET, RESISTOR	6	
020		.GROMMET, RUBBER	2	
021		.SCREW, ROUND HEAD MACHINE	6	
022	28537	.WASHER, LOCK	6	
023	22048	.WASHER, FLAT	6	
024		.PANEL	1	
025		.BAR, MOUNTING	2	

UNIT RIG  
 SERVICE PARTS  
 LECTRA HAUL/DART

PART NUMBER  
 DATE  
 SHEET

80733A  
 06/28/95  
 2 OF 2



80862A  
(60870A)

	UNIT RIG	ALTERNATING CURRENT FILTER ASSEMBLY	80862A	
	SERVICE PARTS		06/28/95	SHEET 1 OF 2

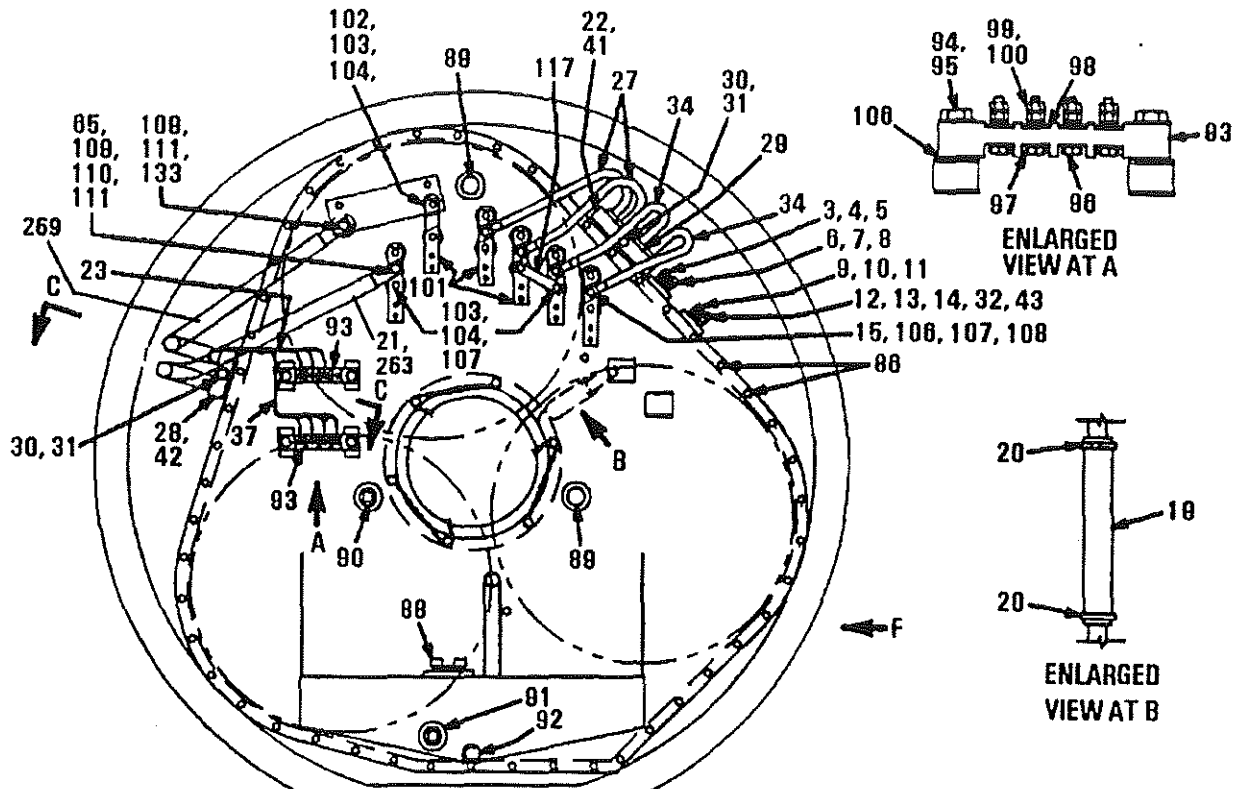
# SERVICE PART DRAWING

ITEM NO.	PART NUMBER	DESCRIPTION	QUANTITY	KITS AVAIL
001	10014	HEX HEAD CAPSCREW	4	
002	10180	LOCKWASHER	4	
003	10011	HEX HEAD CAPSCREW	6	
004	10180	LOCKWASHER	6	
005	27712	FLAT WASHER	6	
006		GUARD	1	
007	12867	HEX NUT	6	
008	28537	LOCKWASHER	6	
009	17547	ROUND HEAD MACHINE SCREW	6	
010	22048	FLATWASHER	6	
011		CAPACITOR MOUNTING CLAMP	6	
012	915274	CAPACITOR	3	
013	10126	HEX NUT	6	
014	10180	LOCKWASHER	6	
015	27712	FLAT WASHER	6	
016		ROUND HEAD MACHINE SCREW	6	
017		RESISTOR ASSEMBLY	3	
018	10124	.HEX NUT	2	
019	10178	.LOCKWASHER	2	
020		.HEX HEAD MACHINE SCREW	2	
021	10162	.FLAT WASHER	2	
022	701570	.RESISTOR (200 WATT 25 OHM)	1	
023	701570	.RESISTOR (200 WATT 25 OHM)	1	
024	10001	.HEX HEAD CAPSCREW	3	
025		.CONTACT POST	1	
026		.RESISTOR BRACKET	2	
027	17547	ROUND HEAD MACHINE SCREW	6	
028	22048	FLAT WASHER	6	
029	28537	LOCKWASHER	6	
030	12867	HEX NUT	6	
031		RUBBER GROMMET	1	
032		RESISTOR MOUNTING PANEL	1	

UNIT RIG  
 SERVICE PARTS  
 LECTRA HAUL/DART

PART NUMBER  
 DATE  
 SHEET

80862A  
 06/28/95  
 2 OF 2



VIEW AT INBOARD END

SECTION C-C

ENLARGED SECTION D-D

ENLARGED SECTION E-E

VERTICAL

VIEW AT F

EXTERNAL CABLE CONNECTIONS

82225M-1



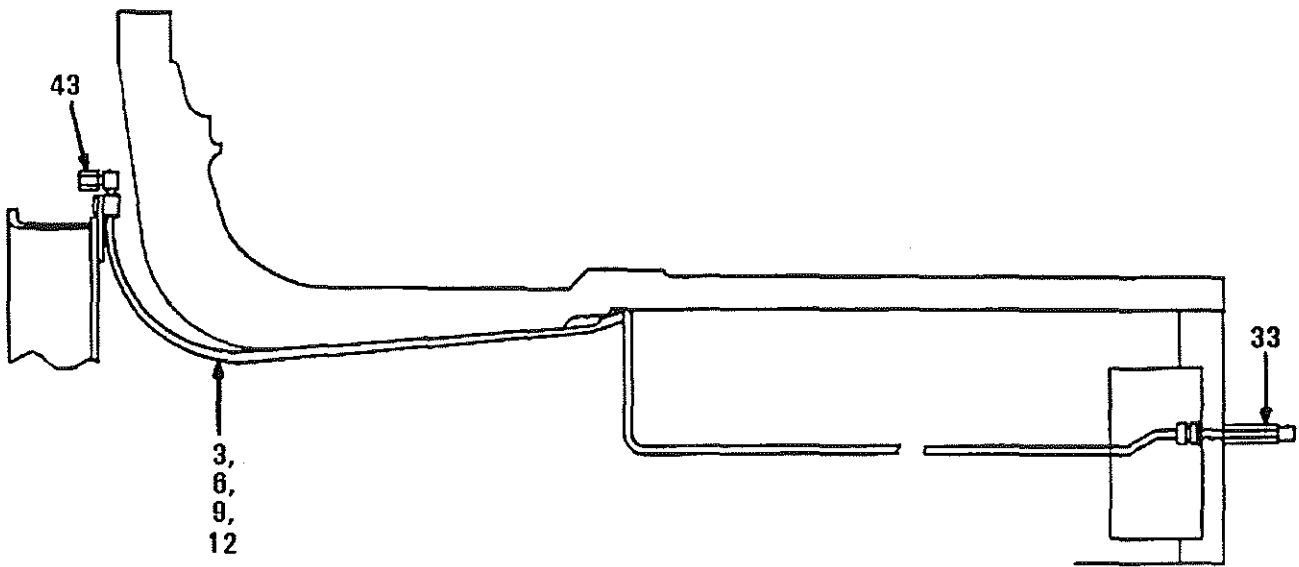
UNIT RIG  
SERVICE PARTS

WHEEL MOTOR  
787FS11

82225M

02/06/97

SHEET 1 OF 14



BRAKE LINES

82225M-2



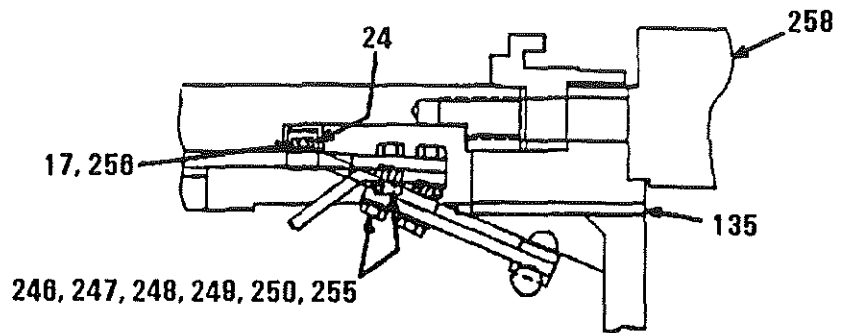
UNIT RIG  
SERVICE PARTS

WHEEL MOTOR  
787FS11

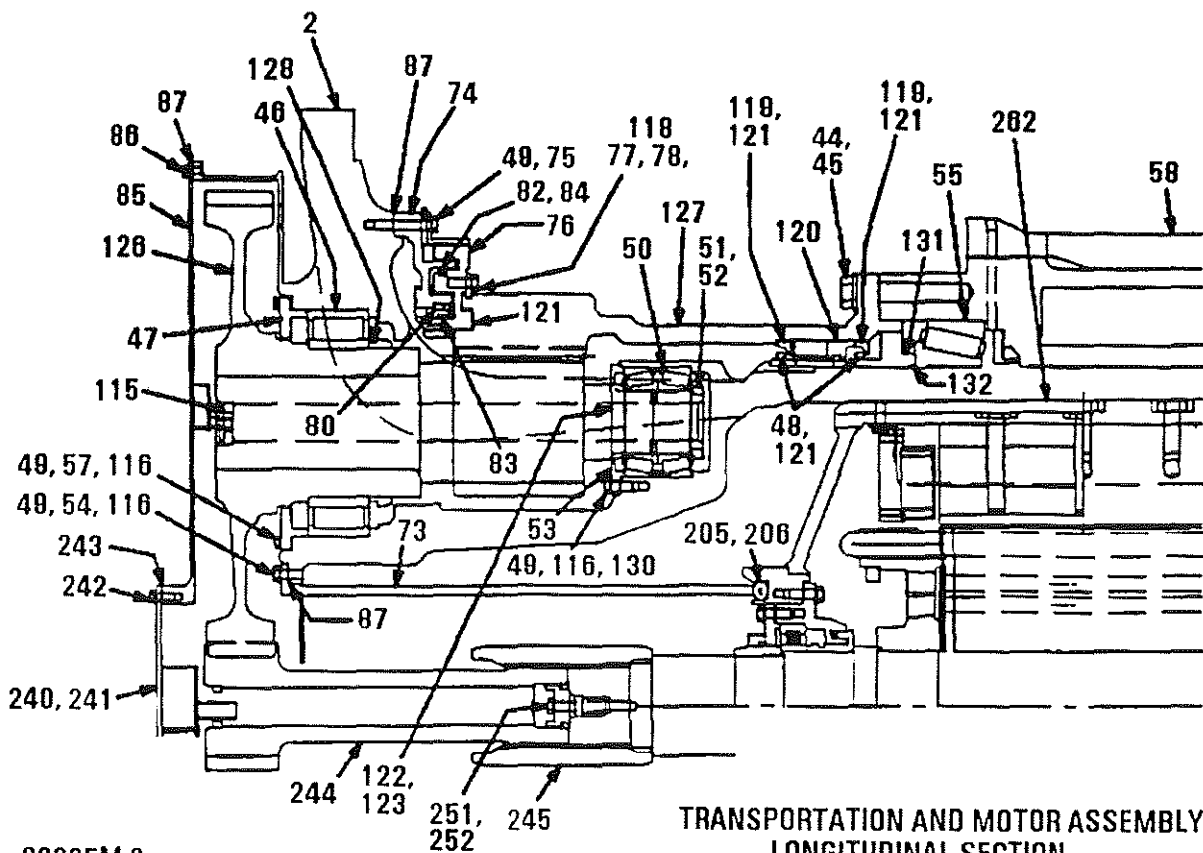
82225M

02/06/97

SHEET 2 OF 14



ENLARGED SECTION A-A



TRANSPORTATION AND MOTOR ASSEMBLY  
LONGITUDINAL SECTION  
(REPRESENTATIVE ILLUSTRATION)

82225M-3



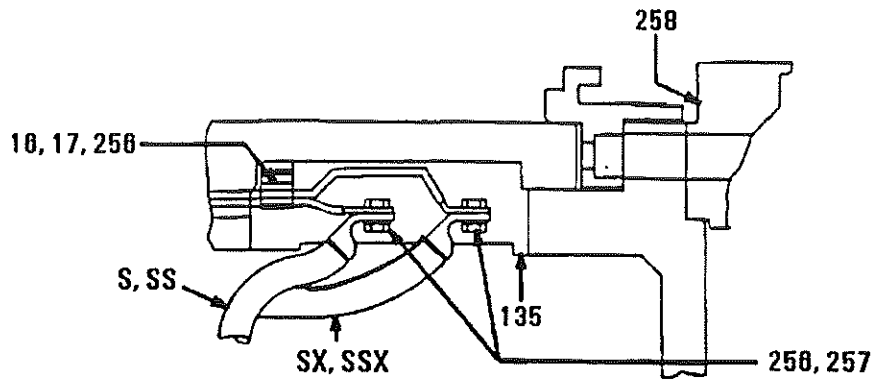
UNIT RIG  
SERVICE PARTS

WHEEL MOTOR  
787FS11

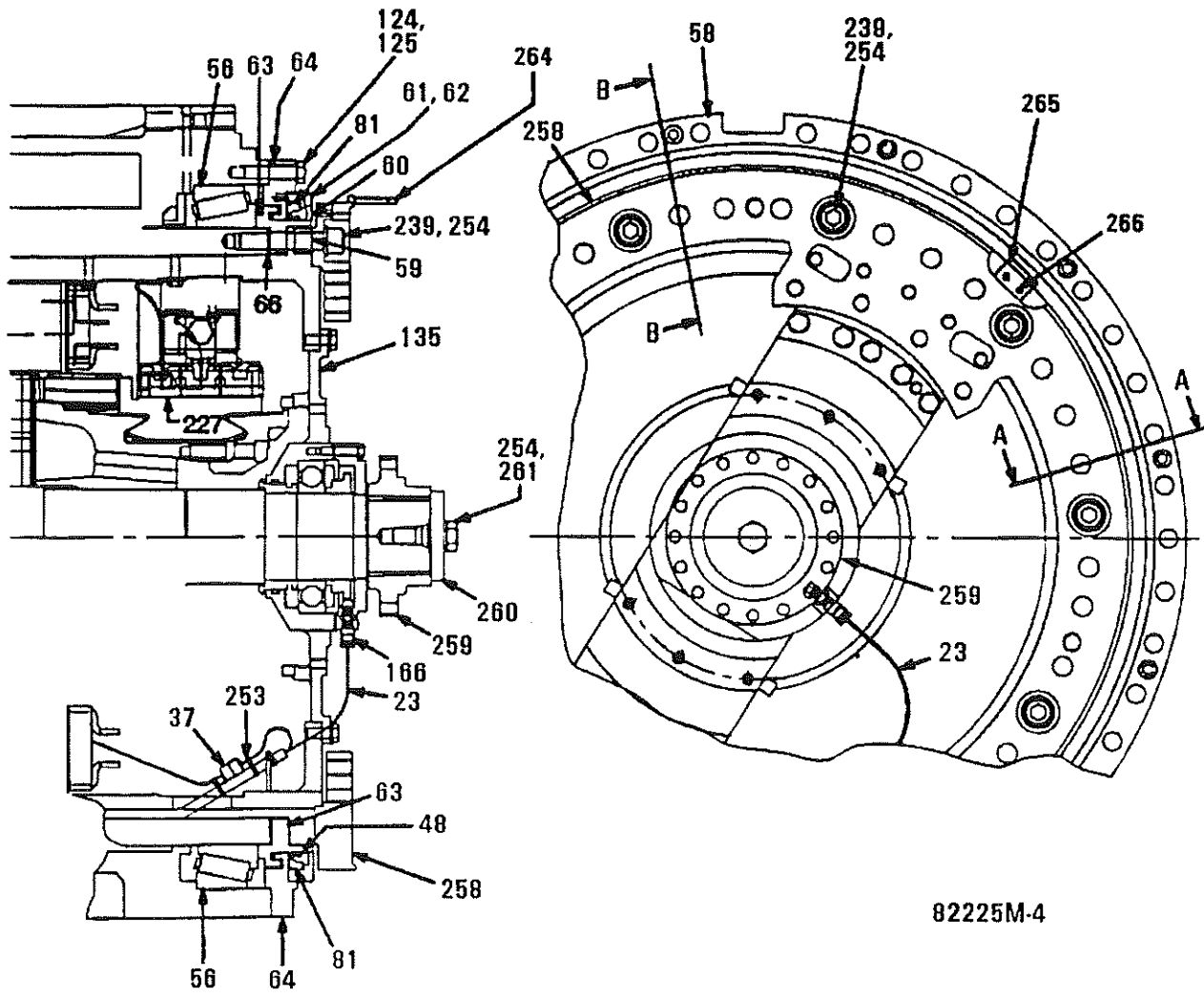
82225M

02/06/97

SHEET 3 OF 14



ENLARGED SECTION B-B



82225M-4



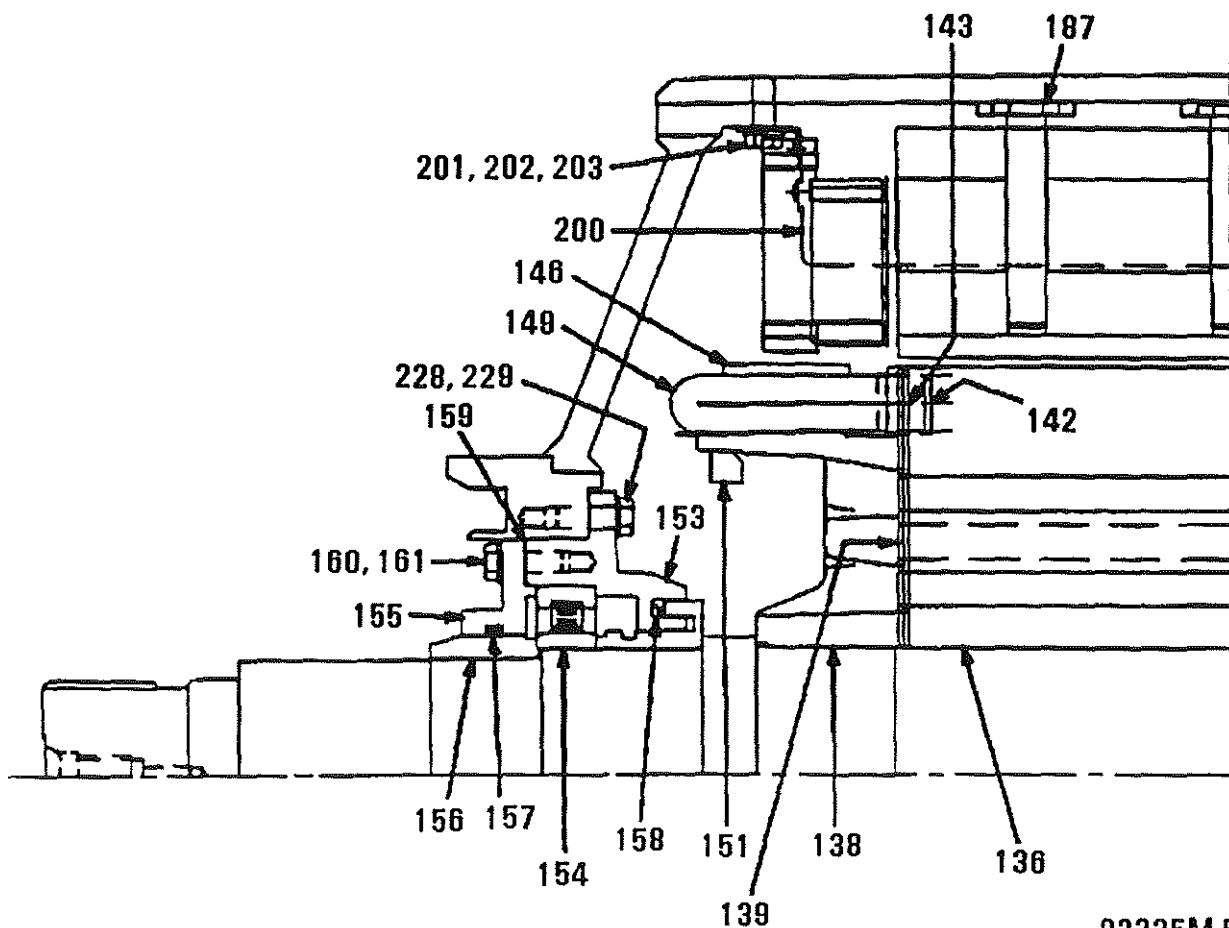
UNIT RIG  
SERVICE PARTS

WHEEL MOTOR  
787FS11

82225M

02/06/97

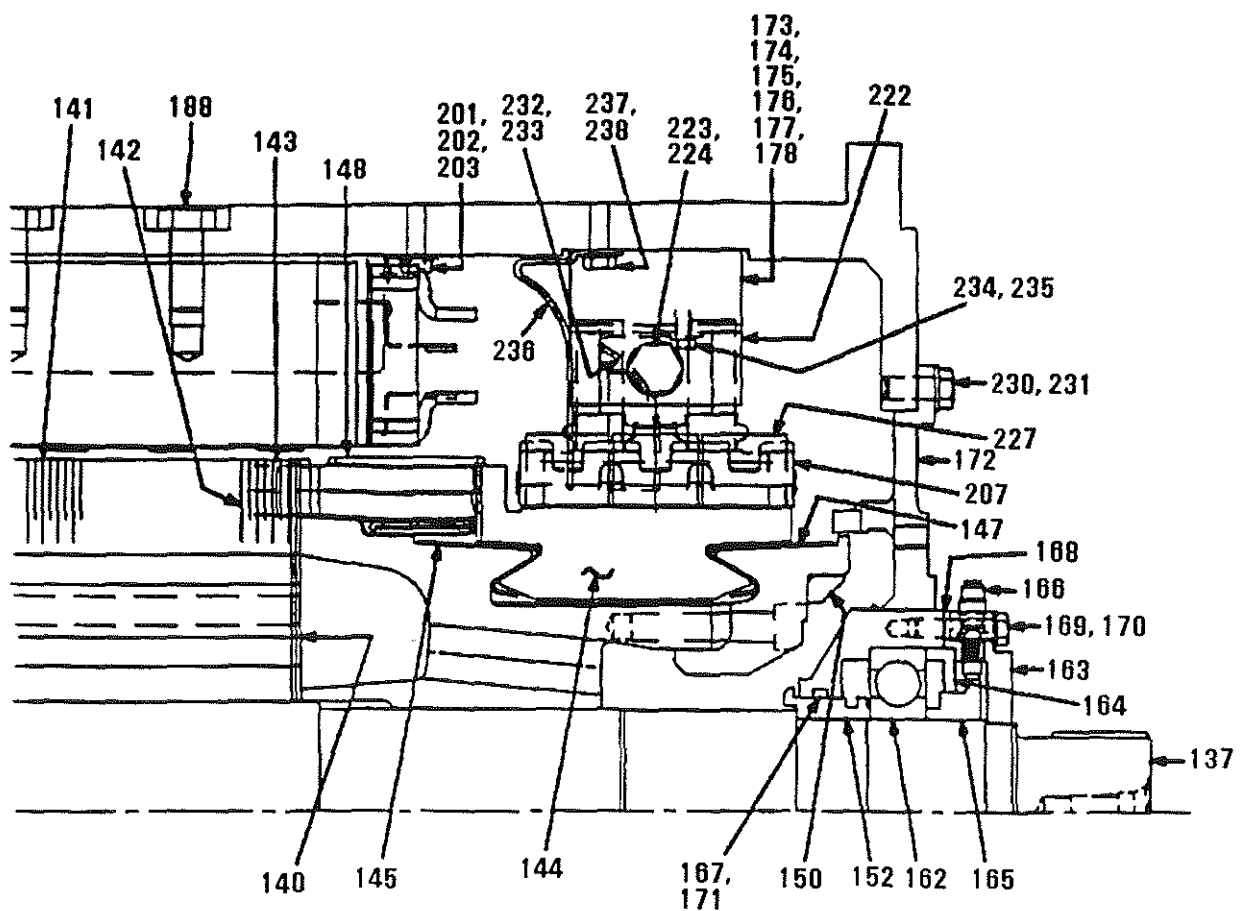
SHEET 4 OF 14



82225M-5

MOTOR LONGITUDINAL SECTION  
(REPRESENTATIVE ILLUSTRATION)

	UNIT RIG	WHEEL MOTOR 787FS11	82225M	
	SERVICE PARTS		02/06/97	SHEET 5 OF 14



82225M-6



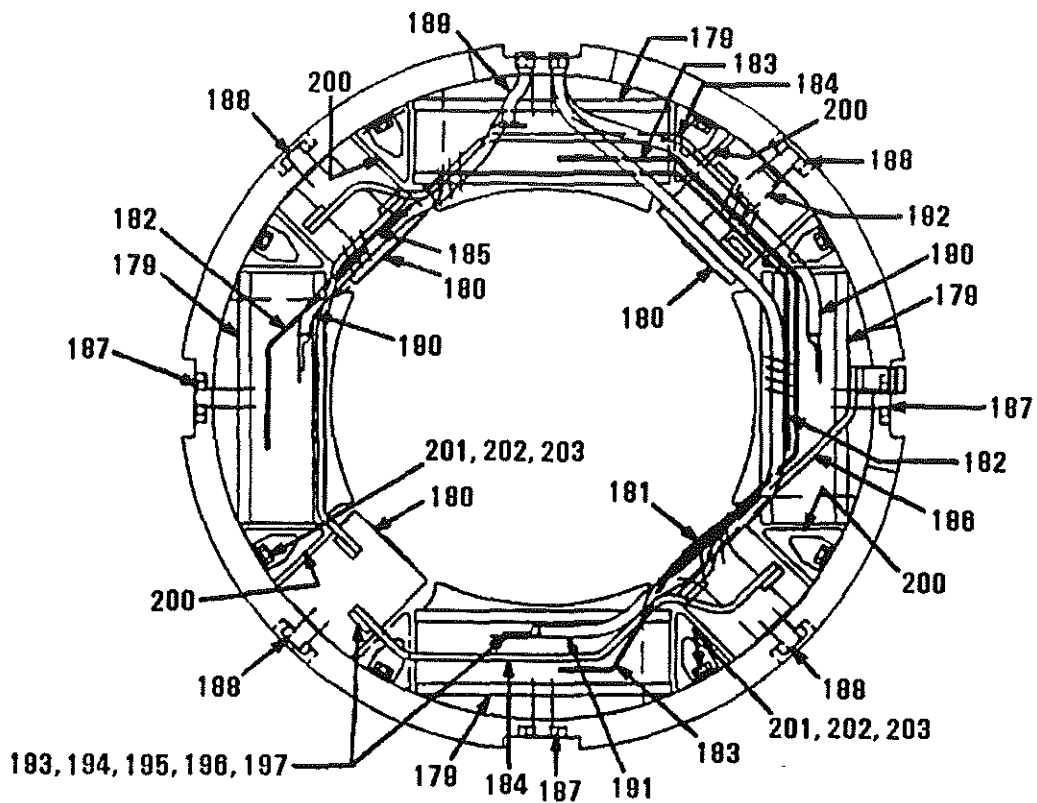
UNIT RIG  
SERVICE PARTS

WHEEL MOTOR  
787FS11

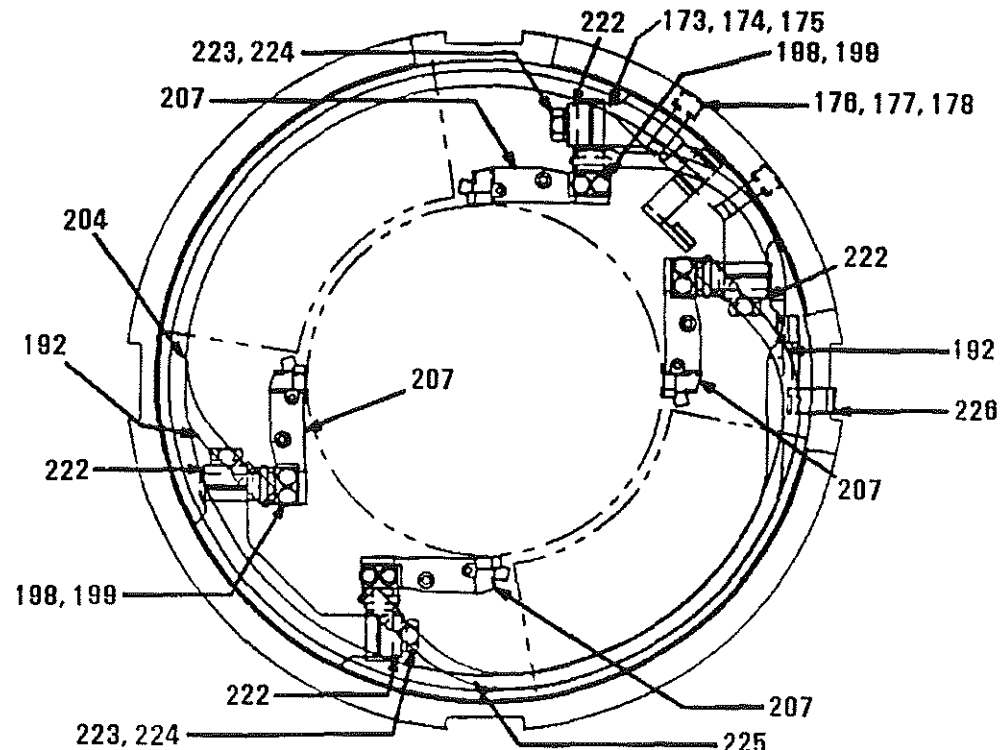
82225M

02/06/97

SHEET 6 OF 14



VIEW OF COIL CONN. FROM C.E.



VIEW OF B.H. CONN. FROM C.E.

FIELD COIL AND BRUSH HOLDER CONNECTIONS  
(REPRESENTATIVE ILLUSTRATION)

82225M-7



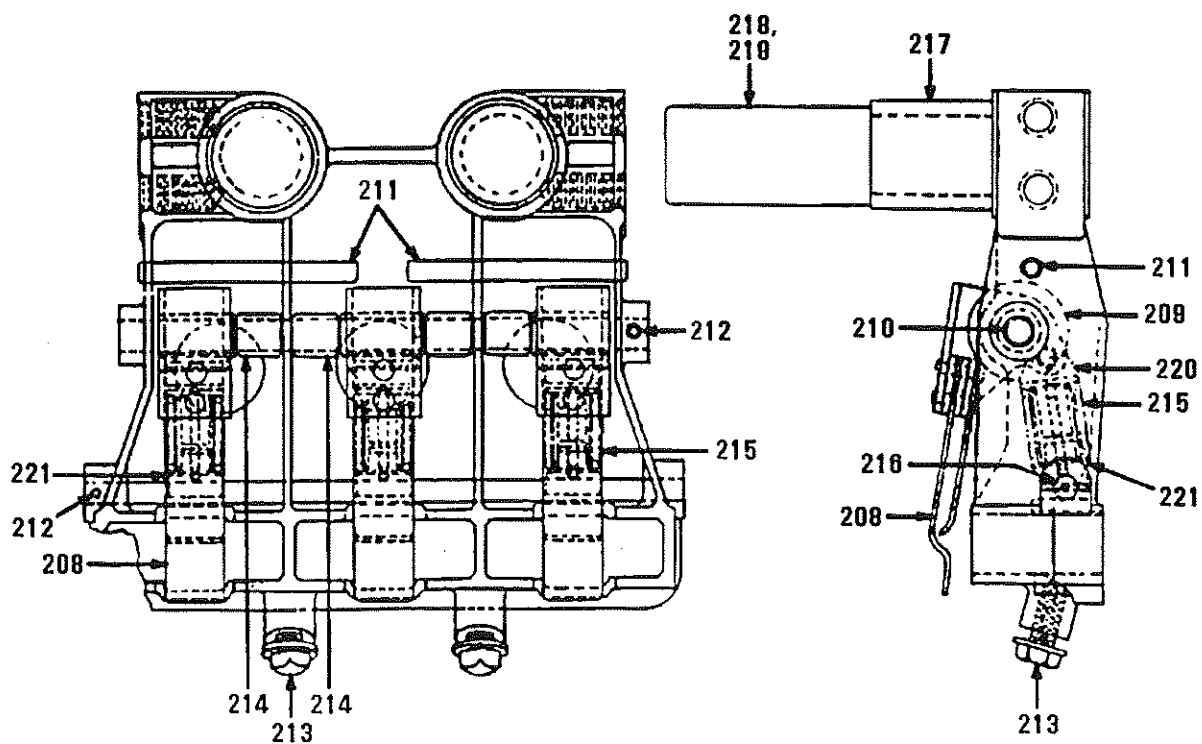
UNIT RIG  
SERVICE PARTS

WHEEL MOTOR  
787FS11

82225M

02/06/97

SHEET 7 OF 14



BRUSH HOLDER  
(REPRESENTATIVE ILLUSTRATION)

82225M-0



UNIT RIG  
SERVICE PARTS

WHEEL MOTOR  
787FS11

82225M

02/06/97

SHEET 8 OF 14

## SERVICE PART DRAWING

ITEM NO.	PART NUMBER	DESCRIPTION	QUANTITY	KITS AVAIL
001		MOTORIZED WHEEL 82225M	1	
002		.FRAME STRUCTURE ASSEMBLY	1	
003	914852	..LINE W/FITTINGS 3/8 X 87.62	1	
004		...NUT, 3/8 IN OD TUBE	2	
005		...SLEEVE, 3/8 IN OD TUBE	2	
006	914853	..LINE W/FITTINGS 3/8 X 86.44	1	
007		...NUT, 3/8 IN OD TUBE	2	
008		...SLEEVE, 3/8 IN OD TUBE	2	
009	914854	..LINE W/FITTINGS 3/8 X 84.08	1	
010		...NUT, 3/8 IN OD TUBE	2	
011		...SLEEVE, 3/8 IN OD TUBE	2	
012	914855	..LINE W/FITTINGS 3/8 X 83.94	1	
013		...NUT, 3/8 IN OD TUBE	2	
014		...SLEEVE, 3/8 IN OD TUBE	2	
015	2001308	..CLAMP, LINE, 3 7/16 IN LONG	3	
016	10011	..BOLT, HEX HD, 3/8-16 X 3/4	10	
017	10180	..LOCKWASHER, 3/8 IN	14	
018		..HOSE, 18.75 IN LONG	1	
019	2001067	..HOSE, 8 IN LONG	2	
020		..HOSE CLAMP, 0.75 TO 1.75 ID	6	
021	2000094	..CABLE AND CONNECTION STRAP	1	
022	2000895	..CLAMP	1	
023	71998C	..CABLE ASSEMBLY	1	
024	2000803	..CLEAT	2	
025	2000923	..CLAMP	2	
026	2000768	..BRACKET	2	
027	2000773	..CABLE AND CONNECTION STRAP	2	
028	914382	..CLAMP	1	
029	2000536	..SLEEVE, 0.625 ID X 2 IN LONG	4	
030	10028	..BOLT, HEX HD, 1/2-13 X 1 1/4	2	
031	22465	..WASHER, 1/2 IN NARROW	2	
032		..VARNISH	1	
033	915904	..ADAPTER, 5/16-18 X 9 IN LONG	4	
034	2000374	..CABLE AND CONNECTION STRAP	2	
035		..INSULATION, 0.030 IN THICK	1	
036	10012	..BOLT, HEX HD, 3/8-16 X 1 LG	4	
037	915533	..CABLE ASSEMBLY	1	
038	913476	..ADHESIVE, RTV SILMATE 1473	1	
039	2001312	..TUBING, 0.50 ID X 10 FT LONG	1	
040	18402	..CABLE TIE, 3/16 X 7 1/4	3	
041		..PAD, 0.25 IN THICK	1	
042		..PAD, 0.25 IN THICK	1	
043		..ELBOW, 45 DEGREE, 9/16-18	4	
044		..BOLT, HEX HD, 1-14 X 5 1/2	45	
045	901252	..WASHER, FLAT 1.063 ID, 2 OD	45	
046	914799	..ROLLER BEARING	3	
047	914800	..BEARING CAP	3	
048	914476	..WEAR BAND, 37.325 IN ID	3	
049	915553	..WASHER, FLAT .562 ID .938 OD	58	
050	914485	..ROLLER BEARING	3	

UNIT RIG  
SERVICE PARTS  
LECTRA HAUL/DART

PART NUMBER  
DATE  
SHEET

82225M  
02/06/97  
9 OF 14

## SERVICE PART DRAWING

ITEM NO.	PART NUMBER	DESCRIPTION	QUANTITY	KITS AVAIL
051	914483	..NUT	3	
052	914484	..LOCKWASHER	3	
053	2000934	..BEARING CAP	3	
054		..BOLT, HEX HD, 1/2-13 X 1 1/4	6	
055	914473	..ROLLER BEARING	1	
056	914472	..ROLLER BEARING	1	
057	916117	..BOLT, HEX HD, 1/2-13 X 2 IN	18	
058	2000344	..WHEEL HUB	1	
059	17877	..SCREW HX SOC 5/8-11 X 1 1/2	10	
060	914807	..SEAL RING	1	
061	10015	..BOLT, HEX HD 3/8-16 X 1 3/4	12	
062	913565	..WASHER, FLAT .435 ID .675 OD	12	
063	914469	..THRUST RING	1	
064	2000346	..BEARING CAP	1	
065	10029	..BOLT, HEX HD 1/2-13 X 1 1/2	2	
066	914470	..SET OF SHIMS	1	
067		...SHIM, 0.005 THK X 20.90 LG	20	
068		...SHIM, 0.007 THK X 20.90 LG	16	
069		...SHIM, 0.0299 THK X 20.90 LG	20	
070		...SHIM, 0.005 THK X 14.67 LG	5	
071		...SHIM, 0.007 THK X 14.67 LG	4	
072		...SHIM, 0.0299 THK X 14.67 LG	5	
073	914813	..SEAL HOUSING	1	
074	914812	..SEAL RING	1	
075	10032	..BOLT, HEX HD 1/2-13 X 2 1/4	16	
076	915541	..FLINGER	1	
077	10028	..BOLT, HEX HD 1/2-13 X 1 1/4	36	
078	2000347	..CLAMP	36	
079	911043	..LOCATING PIN, 3 1/4 IN LONG	1	
080	914844	..OIL SEAL, 46.635 IN OD	1	
081	914477	..OIL SEAL, 39.508 IN OD	1	
082	914811	..PACKING, FELT, 48.55 IN ID	1	
083	914810	..WEAR BAND, 44.810 IN ID	1	
084	913820	..CEMENT	1	
085	2000443	..PLANET COVER	1	
086	901930	..BOLT, HEX HD 3/8-16 X 3/4 LG	55	
087	913476	..ADHESIVE, RTV SILMATE 1473	1	
088	2000661	..FILL CAP	1	
089	914384	..PLUG	2	
090	10336	..PIPE PLUG, SQ HD, 1 1/4 IN	1	
091	901260	..MAGNETIC PLUG	1	
092	2000348	..PIPE CAP, 1 IN	1	
093	914815	..TERMINAL BLOCK	2	
094	10030	..BOLT, HEX HD 1/2-13 X 1 3/4	4	
095	22465	..WASHER, 1/2 IN NARROW	8	
096	10003	..BOLT, HEX HD 1/4-20 X 1 1/2	7	
097	700344	..LOCKWASHER, RETANG. 9/32 ID	7	
098		..WASHER, 1/4 IN	7	
099	10124	..NUT, HEX, 1/4-20	14	
100	3000224	..WASHER, 1/4 IN NARROW	14	

UNIT RIG  
SERVICE PARTS  
LECTRA HAUL/DART

PART NUMBER  
DATE  
SHEET

82225M  
02/06/97  
10 OF 14

## SERVICE PART DRAWING

ITEM NO.	PART NUMBER	DESCRIPTION	QUANTITY	KITS AVAIL
101	700140	..CONNECTION STRAP	6	
102	915542	..INSULATOR W/STUD	12	
103	10126	..NUT, HEX, 3/8-16	1	
104	10164	..WASHER, 3/8 IN	1	
105	10012	..BOLT, HEX HD, 3/8-16 X 1 LG	4	
106	10164	..WASHER, 3/8 IN NARROW	8	
107		..LOCKWASHER, 3/8 IN	16	
108	10136	..NUT, HEX JAM, 3/8-16	4	
109	22465	..WASHER, 1/2 IN	2	
110	10137	..NUT, HEX JAM, 1/2-13	2	
111	10182	..LOCKWASHER, 1/2 IN	2	
112	NOT-USED	PART NOT USED	1	
113	NOT-USED	PART NOT USED	1	
114	NOT-USED	PART NOT USED	1	
115		..OIL BAFFLE	3	
116		..WIRE, 0.062 DIA, STN STL	1	
117	2000095	..JUMPER, 4.48 IN LONG	1	
118		..WASHER, CONCAVE, 1/2 IN	144	
119	914721	..OIL SEAL	2	
120	915300	..RING, 39.513 IN OD	1	
121	901188	..SEALER, PERMATEx NO. 3	1	
122	2000654	..COLLAR	3	
123	914839	..COLLAR	3	
124	901184	..WASHER, FLAT .85 ID 1.188 OD	24	
125	10065	..BOLT, HEX HD 3/4-10 X 2 1/2	24	
126	915545	..GEAR AND PINION	3	
127	915536	..TORQUE TUBE	1	
128	2000343	..SLEEVE	3	
129	NOT-USED	PART NOT USED	1	
130		..BOLT, HEX HD 1/2-13 X 1 1/8	18	
131	915538	..SEAL RING	1	
132	2000345	..O-RING, 0.210 IN OD	1	
133	2000537	..CEMENT	1	
134	NOT-USED	PART NOT USED	1	
135	2001472	..MOTOR	1	
136	2000663	...ARMATURE	1	
137	703108	....SHAFT	1	
138		....ARMATURE HEAD	1	
139	2001247	....PUNCHING, END	1	
140		....PUNCHING, END	1	
141	2000811	....PUNCHING, MAIN	553	
142	2000810	....PUNCHING, STEP BACK	26	
143	2000893	....PUNCHING, STEP BACK	14	
144	915549	....COMMUTATOR, SEASONED	1	
145		....GLASS TAPE .014 THK X 3/8	1	
146		....WIRE, 0.072 IN DIA	1	
147	915550	....TEFLON BAND (CONTINUOUS)	1	
148	2000542	....GLASS TAPE .014 THK X 3/4	1	
149	915551	....ARMATURE REWIND KIT	1	
150	2001083	....BALANCE WEIGHT, 13 IN OD	1	

UNIT RIG  
SERVICE PARTS  
LECTRA HAUL/DART

PART NUMBER  
DATE  
SHEET

82225M  
02/06/97  
11 OF 14

## SERVICE PART DRAWING

ITEM NO.	PART NUMBER	DESCRIPTION	QUANTITY	KITS AVAIL
151	2001084	...BALANCE WEIGHT 14 3/4 OD	1	
152	915552	...COLLAR	1	
153	2000560	...BEARING HOUSING	1	
154	914459	...ROLLER BEARING	1	
155	2001473	...BEARING CAP	1	
156	914458	...COLLAR	1	
157	2001474	...SEAL, LIP, 7.006 IN OD	1	
158	2000350	...V-RING SEAL, 6.73 IN ID	1	
159	913476	...ADHESIVE, RTV SILMATE 1473	1	
160	10029	...BOLT, HEX HD 1/2-13 X 1 1/2	4	
161	915553	...WASHER-FLAT .562 ID .938 OD	4	
162	915554	...BALL BEARING	1	
163	914449	...BEARING CAP	1	
164	914452	...SPACER	1	
165	914450	...GEAR, 60 TEETH	1	
166	2000300	...MAGNETIC PICKUP SPD SENSOR	1	
167	914455	...PACKING, FELT	1	
168	913476	...ADHESIVE, RTV SILMATE 1473	1	
169	10032	...BOLT, HEX HD 1/2-13 X 2 1/4	8	
170	915553	...WASHER-FLAT .562 ID .938 OD	8	
171	913820	...CEMENT	1	
172	915555	...FRAME HEAD	1	
173		...SUPPORT	2	
174	700874	...DOWEL PIN 1 X 2 1/4 DIAMOND	2	
175	700873	...DOWEL PIN, 1 X 2 1/4 IN	2	
176	700875	...BOLT, SOC HX HD 3/4-10 X 2	8	
177	901184	...WASHER-FLAT .85 ID 1.188 OD	8	
178	912561	...CEMENT	1	
179	914822	...COIL W/POLE PIECE, EXCITING	4	
180	915556	...COIL W/POLE PIECE, COMMUT.	3	
181	915557	...COIL W/POLE PIECE, COMMUT.	1	
182	915560	...CONN. STRAP, INSUL. 42.23	1	
183	915561	...CONN. STRAP, INSUL. 37 IN	1	
184	915562	...CONN. STRAP, INSUL. 22.38	2	
185	915563	...CONN. STRAP, INSUL. 18.93	1	
186	915564	...CONN. STRAP, INSUL. 14.30	1	
187	2001232	...BOLT, HEX HD 7/8-9 X 5 LONG	12	
188	2000193	...BOLT, HEX HD 7/8-9 X 2 1/4	12	
189	915568	...CABLE ASSEMBLY (MARKED SX)	1	
190	915567	...CABLE ASSY (MARKED S OR SS)	2	
191	915569	...CABLE ASSEMBLY (MARKED SSX)	1	
192	915566	...CABLE ASSEMBLY	1	
193	915570	...BRAZING STRIP	16	
194		...SILASTIC PUTTY	1	
195	700578	...SILICONE TAPE .015 THK X 1"	1	
196		...TAPE, FIBERGLASS .004 X 3/4	1	
197		...VARNISH	1	
198	10541	...BOLT, HEX HD 7/16-14 X 1 LG	8	
199	10165	...WASHER, 7/16 IN	8	
200	915573	...AIR DEFLECTOR	8	

UNIT RIG  
 SERVICE PARTS  
 LECTRA HAUL/DART

PART NUMBER  
 DATE  
 SHEET

82225M  
 02/06/97  
 12 OF 14

## SERVICE PART DRAWING

ITEM NO.	PART NUMBER	DESCRIPTION	QUANTITY	KITS AVAIL
201	10027	...BOLT, HEX HD 1/2-13 X 1" LG	16	
202	10182	...LOCKWASHER, 1/2 IN	16	
203	22465	...WASHER, 1/2 IN NARROW	16	
204	18402	...CABLE TIE, 3/16 X 7 1/4 LG.	4	
205	914489	...SEAL RING, 13.50 IN OD	1	
206	15605	...CEMENT	1	
207	2000784	...BRUSH HOLDER ASSEMBLY	4	
208	2001668	...PRESSURE ARM	12	
209	700865	...BUSHING, 1.063 IN LONG	12	
210	700866	...PIN, 3/8 DIA, 6 5/8 IN LG.	4	
211	915907	...PIN, SPRING DOWEL 1/4 X 3"	8	
212	701643	...PIN-SPR. DOWEL 3/32 X 3/4	8	
213	2000657	...BOLT W/WASH. 5/16-18 X 3/4	8	
214	2000272	...BUSHING, 0.575 IN LONG	16	
215	915516	...SPRING SET ASSEMBLY	12	
216	700872	...PIN, 7 7/16 IN LONG	4	
217	912827	...SLEEVE	8	
218	915909	...BRUSH HOLDER STUD .002 OVR	8	
219	915910	...BRUSH HOLDER STUD .004 OVR	8	
220	700871	...SPRING SEAT	12	
221	915514	...SPRING SEAT WITH PIN	12	
222	913181	...BRUSH HOLDER SUPPORT	4	
223	10081	...BOLT, HEX HD 7/8-9 X 2 3/4	4	
224	2000664	...WASHER-FLT .968 ID 1.375 OD	4	
225	915565	...CABLE ASSEMBLY	1	
226		...INSULATION, 0.030 IN THICK	1	
227	2001964	...CARBON BRUSH	12	
228	10029	...BOLT, HEX HD 1/2-13 X 1 1/2	4	
229	915553	...WASHER-FLAT .562 ID .938 OD	4	
230	52127	...BOLT, HEX HD 5/8-11 X 1 1/2	10	
231	912944	...WASHER, FLAT .725 ID, 1" OD	10	
232	915574	...AIR BAFFLE	1	
233	2000804	...AIR BAFFLE WITH CUTOUT	1	
234	10011	...BOLT, HEX HD 3/8-16 X 3/4	4	
235	10180	...LOCKWASHER, 3/8 IN	4	
236	915572	...AIR BAFFLE	2	
237	700083	...BOLT, HEX HD 1/2-13 X 3/4	6	
238	22465	...WASHER, 1/2 IN NARROW	6	
239	914765	...BOLT, HEX SOC HD 1-14 X 5"	9	
240	914440	...SUN PINION COVER	1	
241	901260	...MAGNETIC PLUG	2	
242	901930	...BOLT, HEX HD, 3/8-16 X 3/4	6	
243	900656	...GASKET	1	
244	914826	...SUN PINION SHAFT & RING ASSY	1	
245	914843	...DRIVE RING	1	
246		...VARNISH	1	
247	16732	...BOLT, HEX HD 5/16-18 X 5/8	4	
248	10179	...LOCKWASHER, 5/16 IN	4	
249		...INSULATION, 0.001 IN THICK	1	
250		...TAPE FIBERGLASS .010 X 1 1/2	1	

UNIT RIG  
SERVICE PARTS  
LECTRA HAUL/DART

PART NUMBER  
DATE  
SHEET

82225M  
02/06/97  
13 OF 14

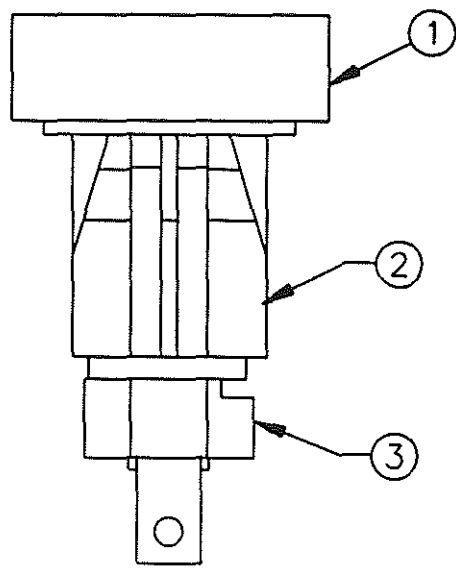
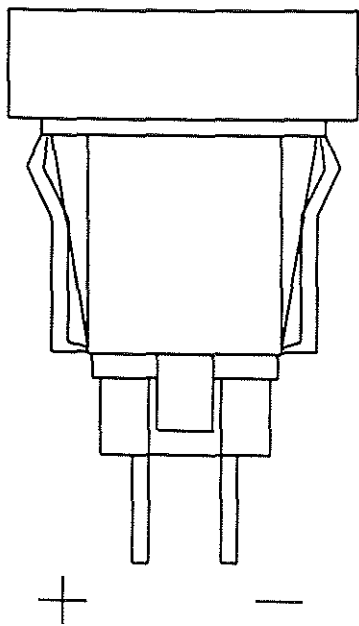
## SERVICE PART DRAWING

ITEM NO.	PART NUMBER	DESCRIPTION	QUANTITY	KITS AVAIL
251	25034	..BOLT HEX HD 1/2-13 X 4" GR 8	1	
252	915553	..WASHER-FLAT .562 ID .938 OD	1	
253	18402	..CABLE TIE, 3/16 X 7 1/4	3	
254	915313	..WASHER, 1.109 ID, 1 3/4 OD	10	
255		..SILASTIC PUTTY	1	
256	10012	..BOLT, HEX HD 3/8-16 X 1" LG.	4	
257	10180	..LOCKWASHER, 3/8 IN	4	
258	915576	..ADAPTER RING	1	
259	2000894	..BRAKE HUB	1	
260	914447	..END PLATE	1	
261	11026	..BOLT, HEX HD 1-8 X 2 1/2 LG.	1	
262		..COMPOUND, RUST INHIBITING	16	
263		..TIE WRAP, 5/16 X 13 1/4 LONG	6	
264		..COUPLING, OIL RETURN, RUBBER	1	
265		..HOSE CLAMP 1" TO 2 3/4	2	
266	914828	..HUB CAP ASSEMBLY	1	
267	914829	..HUB CAP BAIL	4	
268	11887	..SCREW, SOC HEX HD 3/8-16 X 1	8	
269	2001546	..CABLE AND CONNECTION STRAP	1	
270		..HOSE CLAMP, 1" TO 2 3/4 IN.	2	
271		..COUPLING, OIL RETURN 2 3/32	1	

UNIT RIG  
 SERVICE PARTS  
 LECTRA HAUL/DART

PART NUMBER  
 DATE  
 SHEET

82225M  
 02/06/97  
 14 OF 14



83340



UNIT RIG  
SERVICE PARTS

INDICATOR LIGHT

83340A

05/16/95

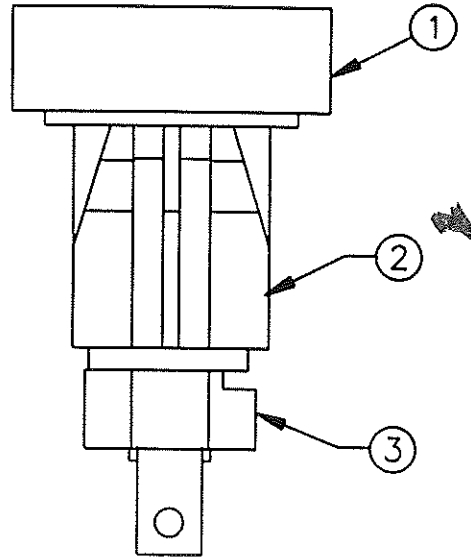
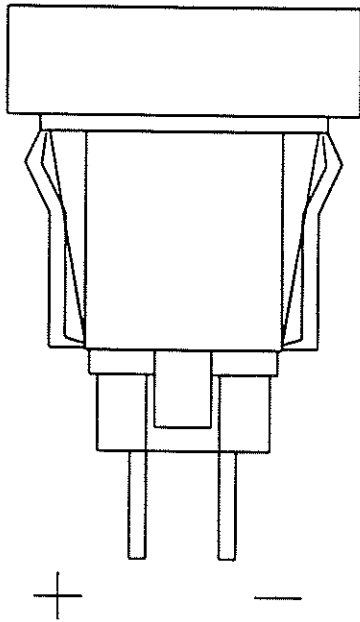
SHEET 1 OF 2

# SERVICE PART DRAWING

ITEM NO.	PART NUMBER	DESCRIPTION	QUANTITY	KITS AVAIL
001		CAP	1	
002		HOUSING	1	
003	83341B	SOCKET AND BULB	1	

UNIT RIG  
SERVICE PARTS  
LECTRA HAUL/DART

PART NUMBER 83340A  
DATE 05/16/95  
SHEET 2 OF 2



83340



UNIT RIG  
SERVICE PARTS

INDICATOR LIGHT

83340B

05/16/95

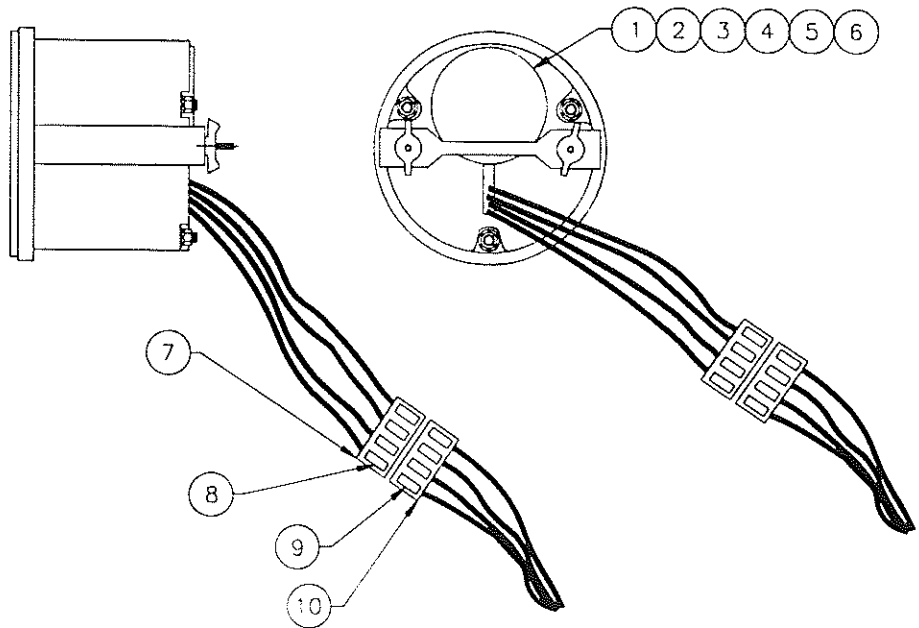
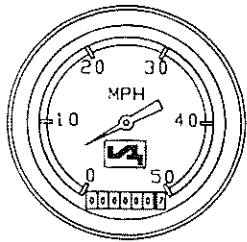
SHEET 1 OF 2

SERVICE PART DRAWING

ITEM NO.	PART NUMBER	DESCRIPTION	QUANTITY	KITS AVAIL
001		CAP	1	
002		HOUSING	1	
003	83341B	SOCKET AND BULB	1	

UNIT RIG  
SERVICE PARTS  
LECTRA HAUL/DART

PART NUMBER 83340B  
DATE 05/16/95  
SHEET 2 OF 2



UNIT RIG  
**SERVICE PARTS**

SPEEDOMETER GAUGE (MPH)  
 (24 Vdc, with Odometer)

83378B

12/17/98

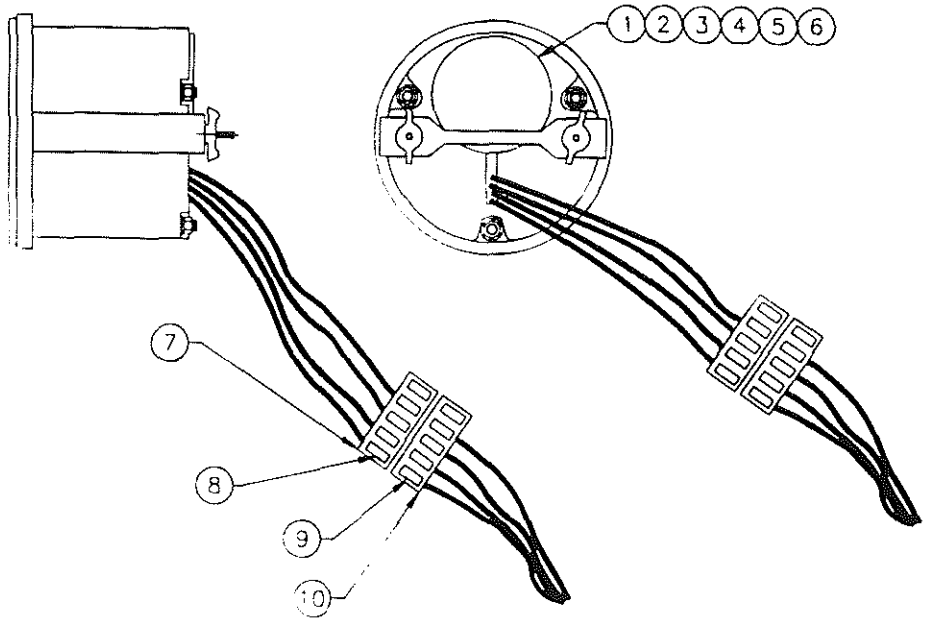
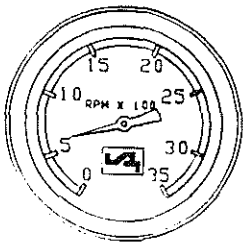
SHEET 1 OF 2

# SERVICE PART DRAWING

ITEM NO.	PART NUMBER	DESCRIPTION	QUANTITY	KITS AVAIL
001	2001984	LIGHT KIT	1	
002		.BUTT CRIMP CONNECTOR	4	
003		.HOLE PLUG	1	
004		.SOCKET	1	
005		.NYLON WING NUT	2	
006	916040	.MINIATURE LAMP	1	
007	53629	CONNECTOR 6-WAY MALE (WHITE)	1	
008	53631	CONNECTOR (MALE LONG)	6	
009	53628	CONNECTOR (FEMALE STRAIGHT)	6	
010	53627	CONNECTOR 6-WAY FEMALE (BLACK)	1	

UNIT RIG  
 SERVICE PARTS  
 LECTRA HAUL/DART

PART NUMBER 83378B  
 DATE 12/17/98  
 SHEET 2 OF 2



UNIT RIG  
SERVICE PARTS

TACHOMETER GAUGE  
(For mag pick-up, Statex III)

83378H

12/17/98

SHEET 1 OF 2

# SERVICE PART DRAWING

ITEM NO.	PART NUMBER	DESCRIPTION	QUANTITY	KITS AVAIL
001	2001984	LIGHT KIT	1	
002		.BUTT CRIMP CONNECTOR	4	
003		.HOLE PLUG	1	
004		.SOCKET	1	
005		.NYLON WING NUT	2	
006	916040	.MINIATURE LAMP	1	
007	53629	CONNECTOR 6-WAY MALE (WHITE)	1	
008	53631	CONNECTOR (MALE LONG)	6	
009	53628	CONNECTOR (FEMALE STRAIGHT)	6	
010	53627	CONNECTOR 6-WAY FEMALE (BLACK)	1	

UNIT RIG  
SERVICE PARTS  
LECTRA HAUL/DART

PART NUMBER  
DATE  
SHEET

83378H  
12/17/98  
2 OF 2

