


## SECTION 5 - HYDRAULIC SYSTEM

DESCRIPTION	ASSEMBLY NUMBER
Brake Assembly, Hydraulic	A85184A
Cylinder Mounting Assembly, Dump	A84148A
Dump Assembly, Hydraulic	A85183A
Dump Cylinder Mounting Assembly	A84148A
Hydraulic Brake Assembly	A85184A
Hydraulic Dump Assembly	A85183A
Hydraulic Pump Drive Assembly	A85186A
Hydraulic Steering System	A85180A
Hydraulic Tank Assembly	A85185A
Pump - DC, Supplemental	A85187A
Pump Drive Assembly, Hydraulic	A85186A
Steering System, Hydraulic	A85180A
Supplemental DC Pump	A85187A
Tank Assembly, Hydraulic	A85185A



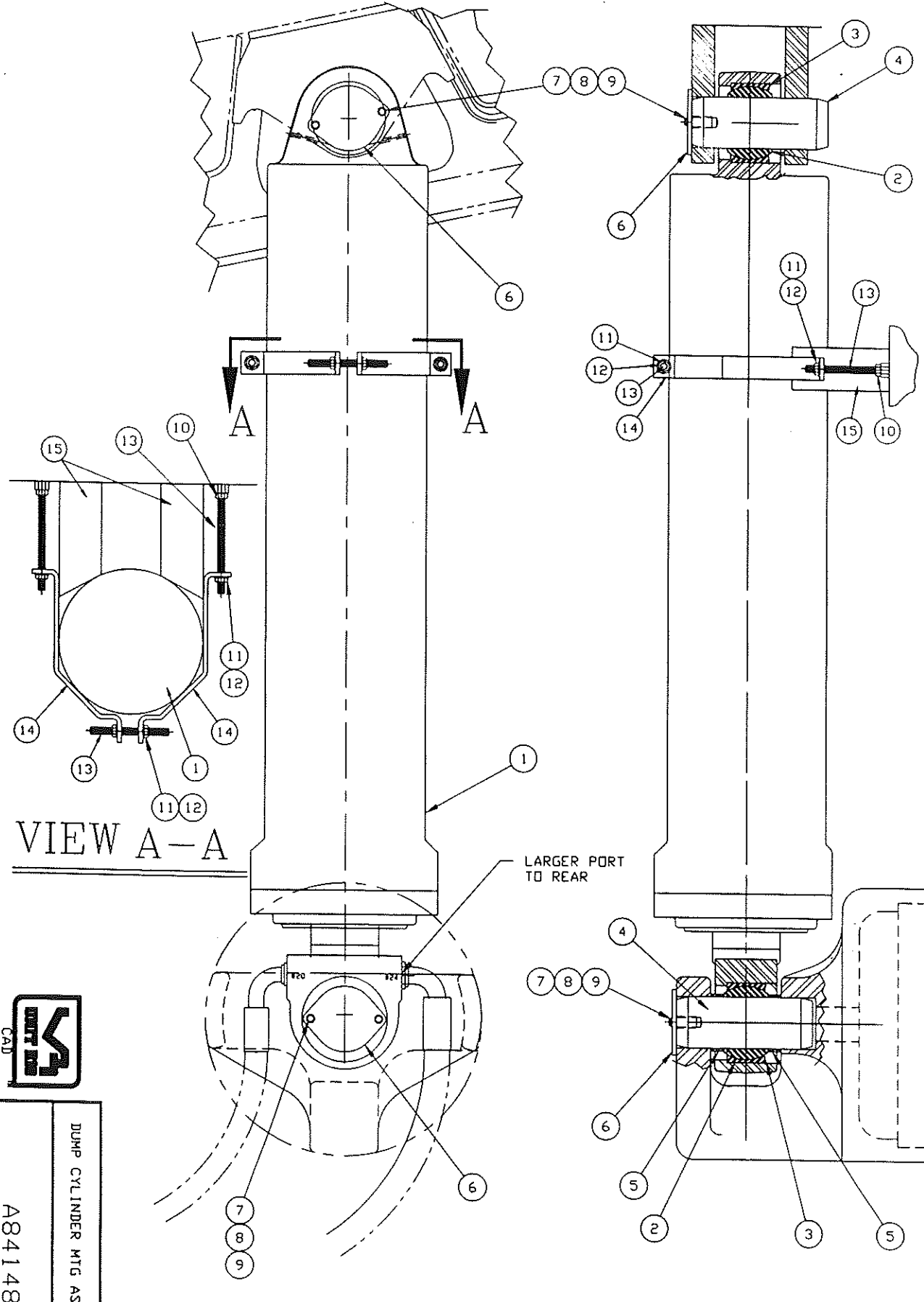


88519  
E.N. NO.

T. DODDEN  
MASSIE

THIS DOCUMENT CONTAINS INFORMATION PROPRIETARY TO  
UNIT RIG, A DIVISION OF TEREX CORPORATION. IT SHALL NOT BE  
REPRODUCED, USED OR DISCLOSED TO ANYONE WITHOUT PRIOR  
WRITTEN PERMISSION OF UNIT RIG.  
COPYRIGHT DATE ---12/13/94

A84148



VIEW A-A

LARGER PORT  
TO REAR



DUMP CYLINDER MTG ASSY  
A84148

AB4148A

THIS DOCUMENT CONTAINS INFORMATION PROPRIETARY TO UNIT RIG, A DIVISION OF TEREX CORPORATION. IT SHALL NOT BE REPRODUCED, USED OR DISCLOSED TO ANYONE WITHOUT PRIOR WRITTEN PERMISSION OF UNIT RIG.

© Copyright date 1/05/99

ITM	QTY PER ASSY	COMPONENT	DESCRIPTION
S 001	40507905 2	* 80052E *	CYLINDER, HYDRAULIC 145-2472X 2 STAGE, DOUBLE ACTING ENDS FOR 4-1/2" BRGS.
002	41207632 4	17942	BUSHING SELF ALIGNING 6Y9379
003	40552203 4	56087-700	RING, RET. SELF LCK/INT 432-8115 FOR 7.000 BORE .094 X 7.182 GROOVE
004	40554138 2	80490C	PIN, DUMP CYLINDER 431-5876
004		80490C	PIN, DUMP CYLINDER
005		80642B	SPACER, BEARING
006	40552134 2	80491A	CAP, PLATE 431-5878
006		80491A	CAP, PLATE
007		10012	CAPSCR, HX, 3/8-16NC X 1 GR 5
007		10012	CAPSCR, HX, 3/8-16NC X 1 GR 5
008		10180	WSHR, LK, HELI, 3/8 X .683 OD
008		10180	WSHR, LK, HELI, 3/8 X .683 OD
009		10164	WSHR, FL, 3/8 X 1.000 OD
009		10164	WSHR, FL, 3/8 X 1.000 OD
010		10128	NUT, HX, 5/8-11NC STL GR 5
011		16403	NUT-HEX, FLXLC 5/8-11
012		25912	WSHR, FL, 5/8 X 1.750 OD
013		63386G	STUD, ALLTHD 5/8-11NC
014		82358A	CLAMP-CYLINDER
015		82364E	BLOCK, DUMP CYL SUPT
020	REF 1	AB4148	DWG ONLY, DUMP CYL MTG

FOR MT4400  
12"DIA 2 STAGE

DR.  
**T. DODEN**  
ENG. APP.  
*WFR*  
REL. CK.  
*Ellis*


90859  
88769  
88519  
E.N. NO.

\*SEE SERVICE PARTS



DUMP CYL MTG ASSY

SHEET 1 OF 1  
ASSY.  
NO. AB4148A

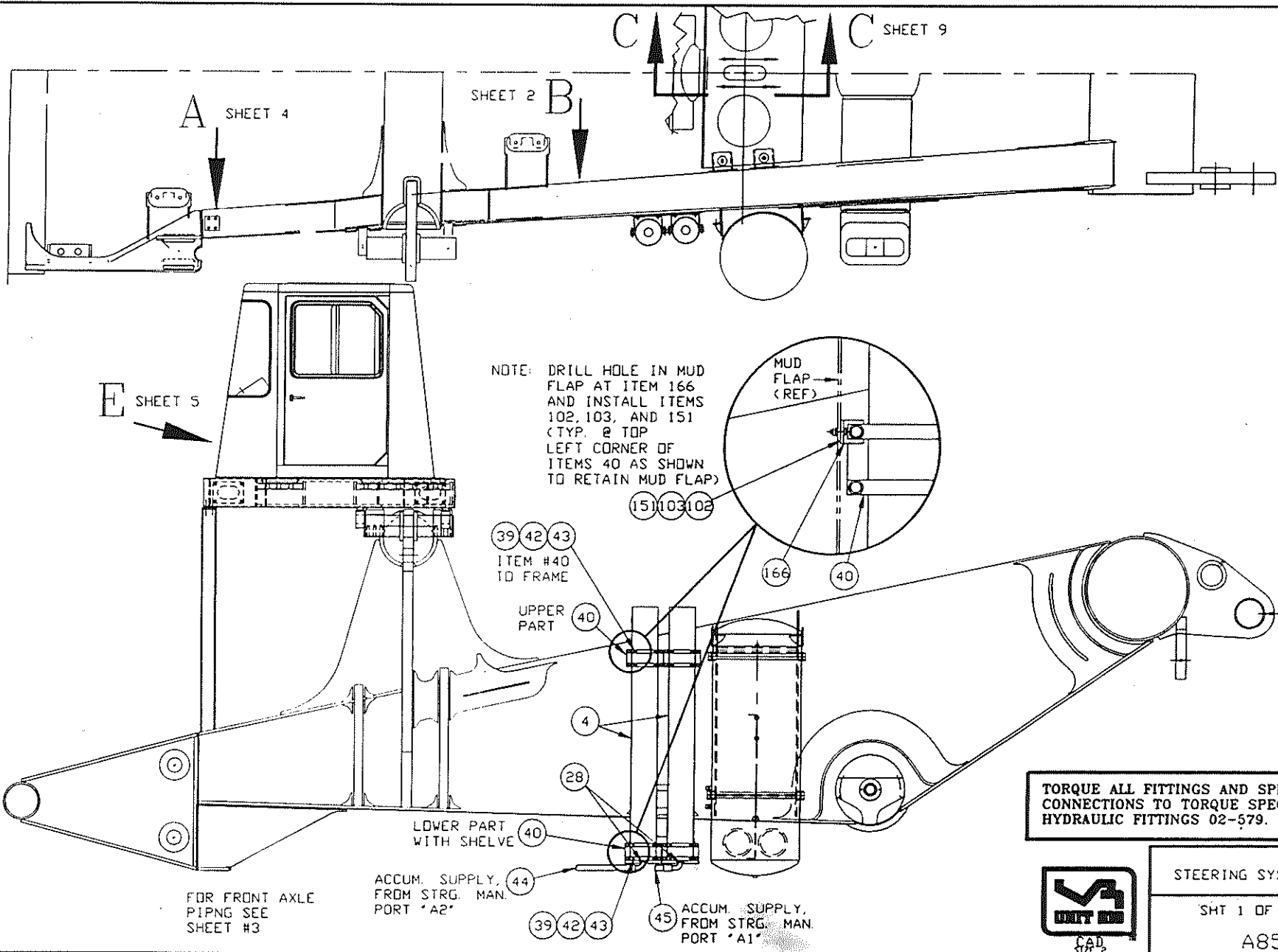


A85180

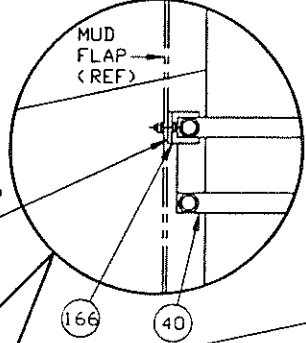
THIS DOCUMENT CONTAINS INFORMATION PROPRIETARY TO UNIT RIG, A DIVISION OF TEREX CORPORATION. IT SHALL NOT BE REPRODUCED, USED OR DISCLOSED TO ANYONE WITHOUT PRIOR WRITTEN PERMISSION OF UNIT RIG. COPYRIGHT DATE

Robinson  
ENG. APP.  
NIELSEN  
REL. DR.  
ELLIS

90950  
E.N. NO.



NOTE: DRILL HOLE IN MUD FLAP AT ITEM 166 AND INSTALL ITEMS 102, 103, AND 151 (TYP. @ TOP LEFT CORNER OF ITEMS 40 AS SHOWN TO RETAIN MUD FLAP)



TORQUE ALL FITTINGS AND SPLIT FLANGE CONNECTIONS TO TORQUE SPECIFICATION HYDRAULIC FITTINGS 02-579.



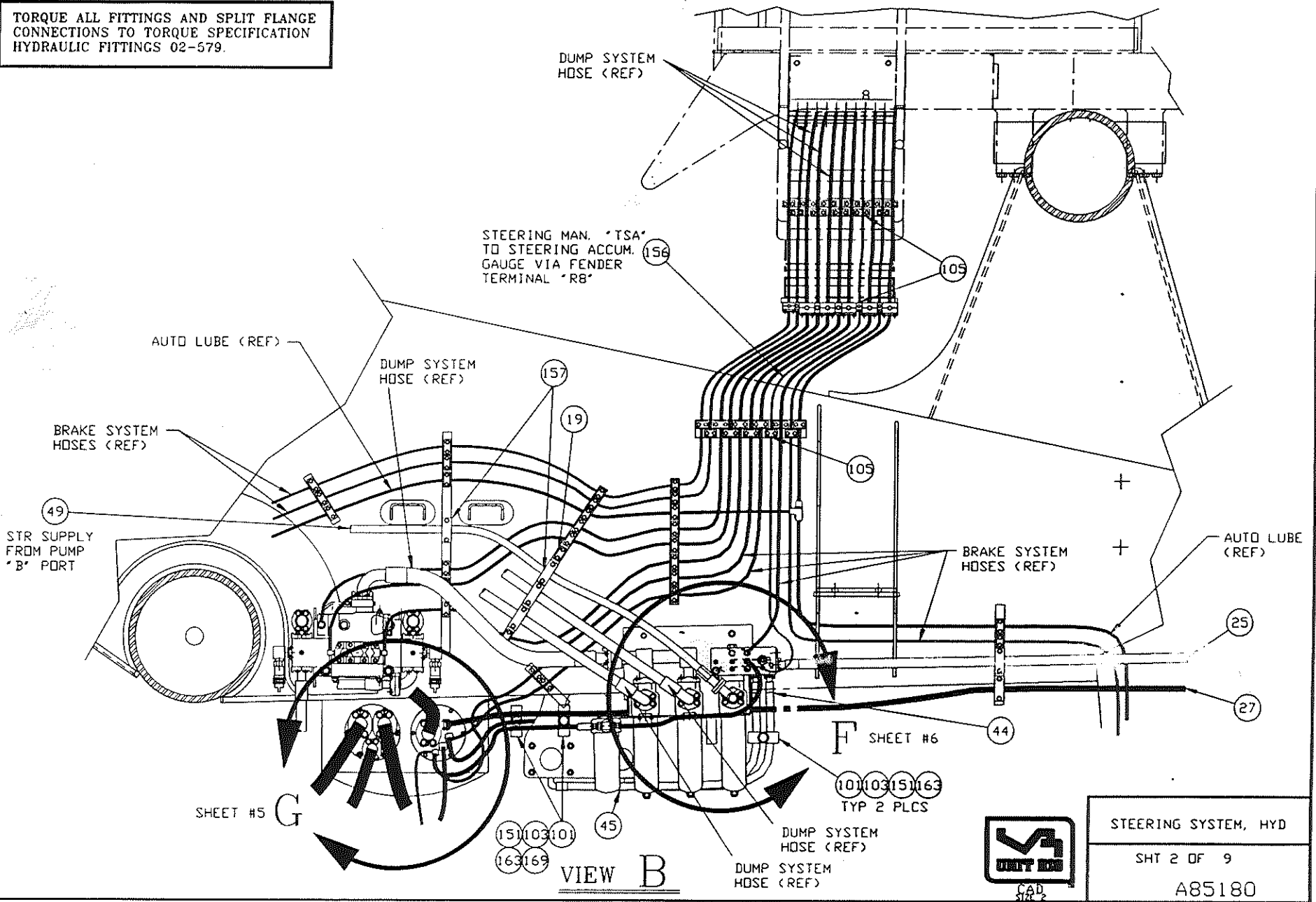
STEERING SYSTEM, HYD  
SHT 1 OF 9  
A85180

A85180

TORQUE ALL FITTINGS AND SPLIT FLANGE CONNECTIONS TO TORQUE SPECIFICATION HYDRAULIC FITTINGS 02-579.

THIS DOCUMENT CONTAINS INFORMATION PROPRIETARY TO UNIT RIG, A DIVISION OF TEREX CORPORATION. IT SHALL NOT BE REPRODUCED, USED OR DISCLOSED TO ANYONE WITHOUT PRIOR WRITTEN PERMISSION OF UNIT RIG. COPYRIGHT DATE

Robinson  
INC. APP.  
NIELSEN  
REC. OF  
ELLIS



STEERING SYSTEM, HYD
SHT 2 OF 9
A85180

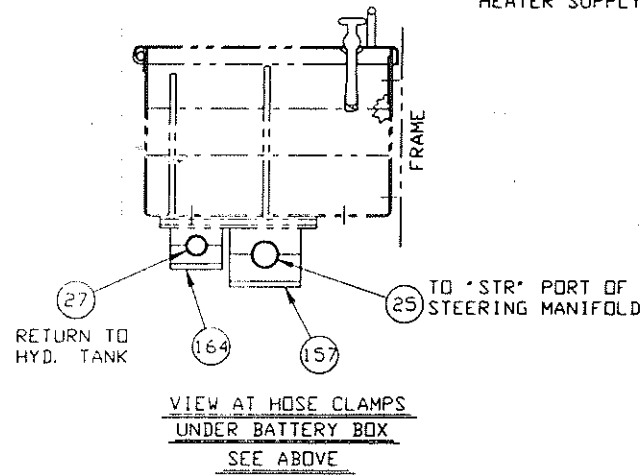
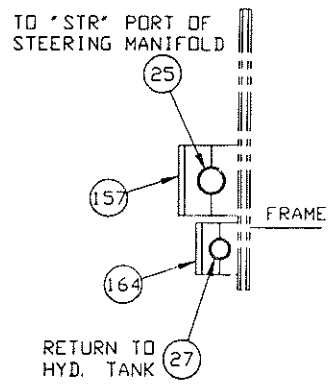
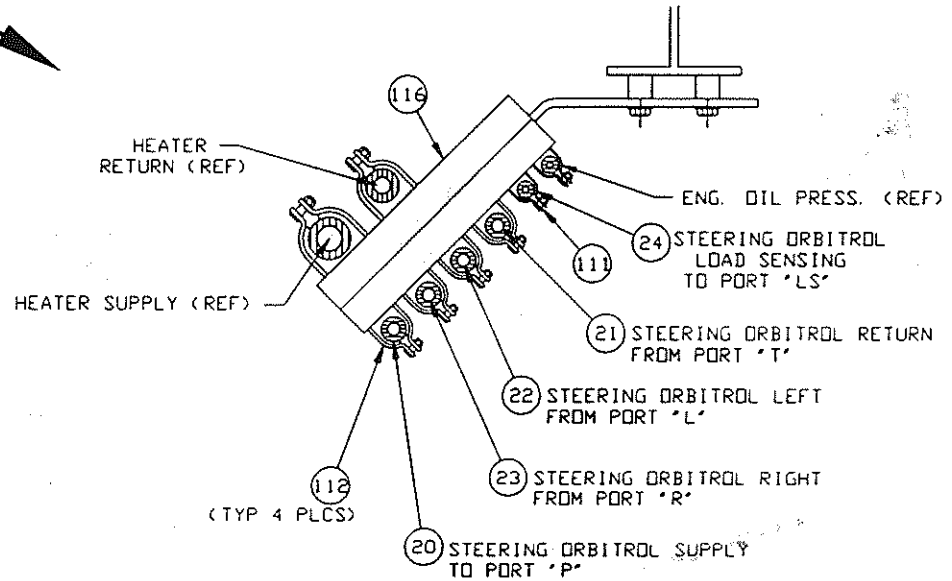
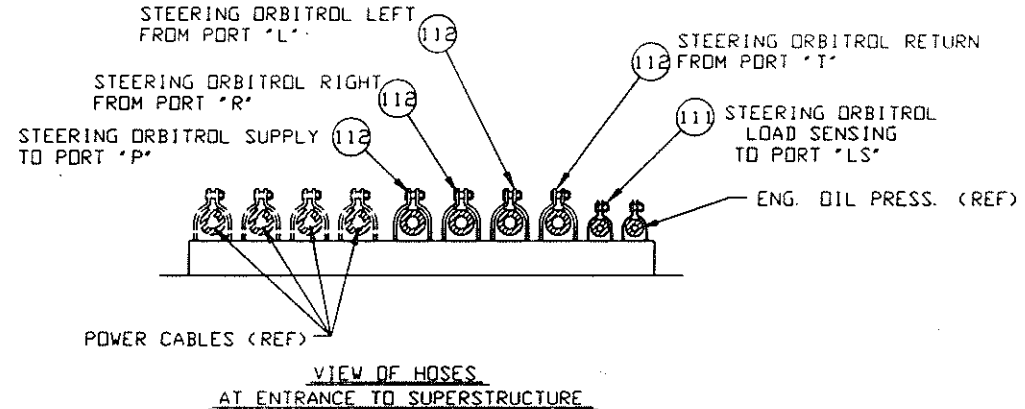
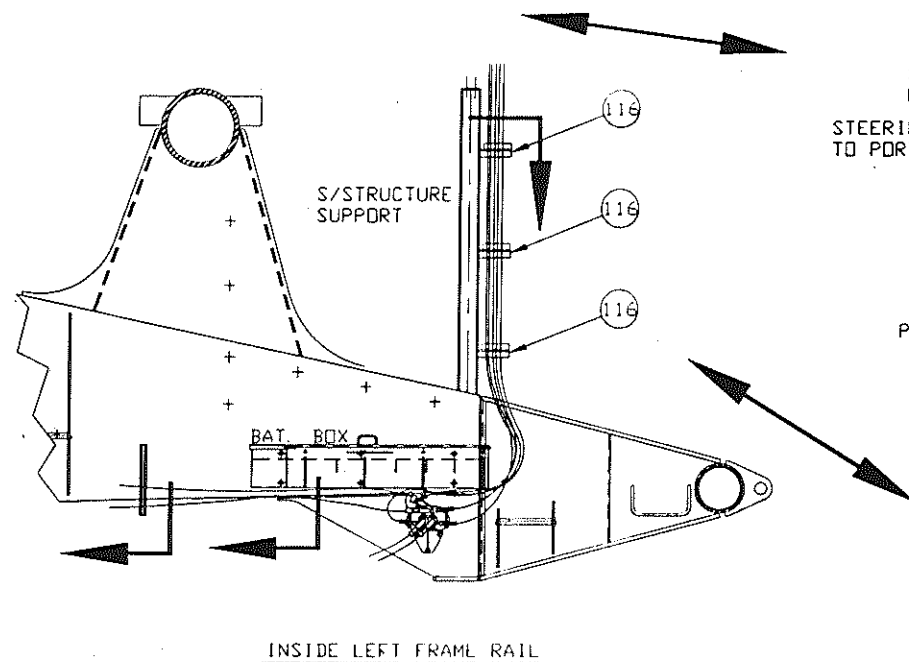
90950  
E.N. NO.

AB518C

THIS DOCUMENT CONTAINS INFORMATION PROPRIETARY TO UNIT RIG, A DIVISION OF TEREX CORPORATION. IT SHALL NOT BE REPRODUCED, USED OR DISCLOSED TO ANYONE WITHOUT PRIOR WRITTEN PERMISSION OF UNIT RIG. COPYRIGHT DATE

Robinson  
ENG. APP.  
NIELSEN  
REC. CR.  
ELLIS

90950  
E.N. NO.



STEERING SYSTEM, HYD
SHT 7 OF 9
AB5180

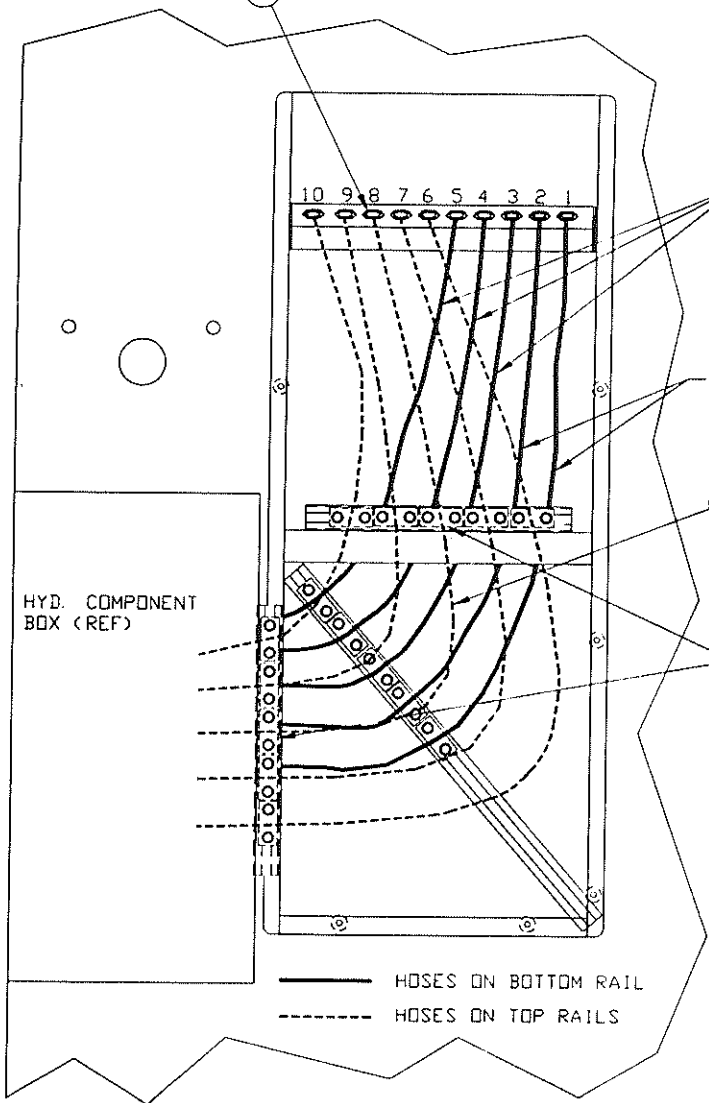
A85180

THIS DOCUMENT CONTAINS INFORMATION PROPRIETARY TO UNIT RIG, A DIVISION OF TEREX CORPORATION. IT SHALL NOT BE REPRODUCED, USED OR DISCLOSED TO ANYONE WITHOUT PRIOR WRITTEN PERMISSION OF UNIT RIG. COPYRIGHT DATE

Robinson  
CNC APP.  
NIELSEN  
REF. EX.  
ELLIS

90950  
E.N. NO.

37 LONG SIDE UP



DUMP SYSTEM HOSE (REF)

BRAKE SYSTEM HOSE (REF)

DUMP SYSTEM HOSES (REF)

FUEL HOSE (REF)

STEERING SYSTEM HOSE (REF)

47 CASE DRAIN

VIEW OF HOSE COMPARTMENT AT LEFT FENDER

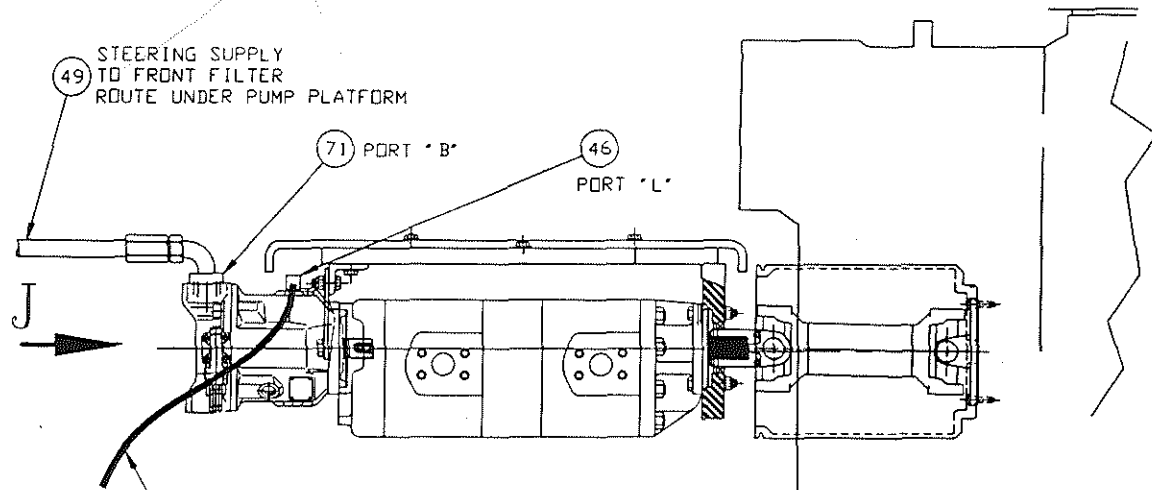
VIEW OF INLET RAIL BELOW PUMPS



STEERING SYSTEM, HYD
SHT 8 OF 9
A85180

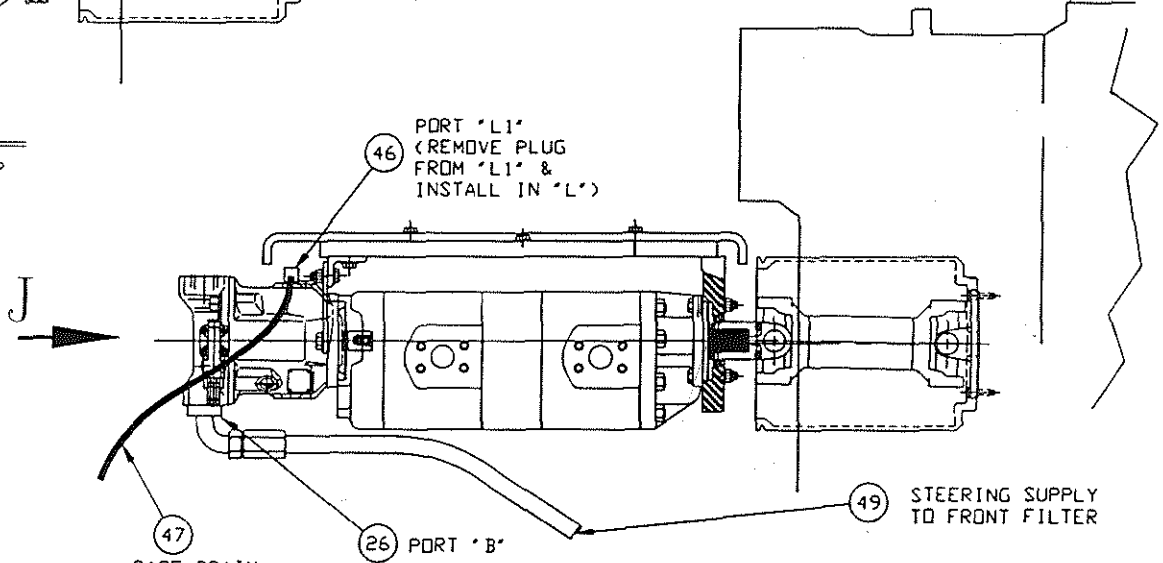
A85180

TORQUE ALL FITTINGS AND SPLIT FLANGE CONNECTIONS TO TORQUE SPECIFICATION HYDRAULIC FITTINGS 02-579.



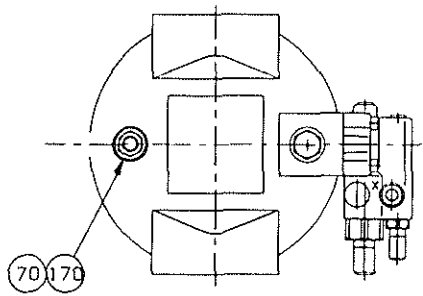
VIEW C-C  
STEERING PISTON PUMP  
(LARGE PUMP)

NOTE: PUMP CASE MUST BE FILLED BEFORE START-UP



VIEW C-C  
STEERING PISTON PUMP  
(STD PUMP)

NOTE: PUMP CASE MUST BE FILLED BEFORE START-UP



VIEW J  
REAR VIEW OF STEERING PUMP

REMOVE EXISTING PLUG AND INSTALL ABOVE ITEMS


THIS DOCUMENT CONTAINS INFORMATION PROPRIETARY TO UNIT RIG, A DIVISION OF TEREX CORPORATION. IT SHALL NOT BE REPRODUCED, USED OR DISCLOSED TO ANYONE WITHOUT PRIOR WRITTEN PERMISSION OF UNIT RIG. COPYRIGHT DATE

Robinson  
NIELSEN  
ELLIS

90950  
E.N. NO.



STEERING SYSTEM, HYD  
SHT 9 OF 9  
A85180

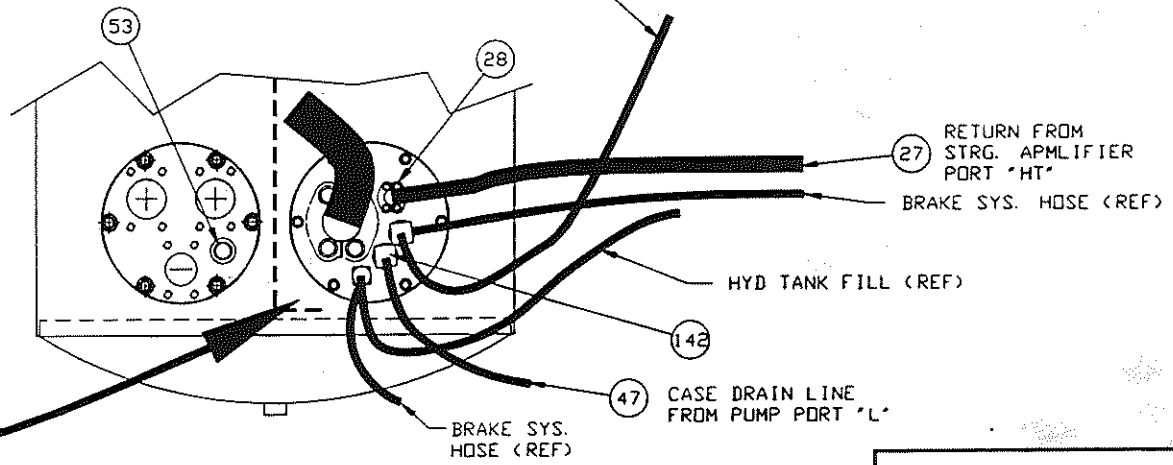
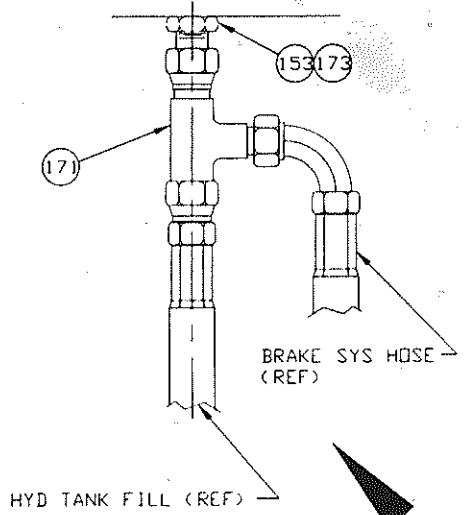
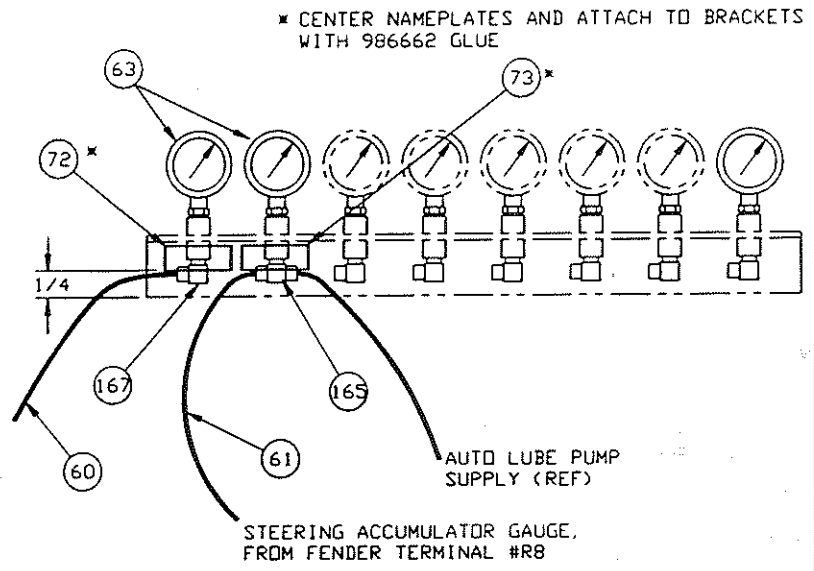
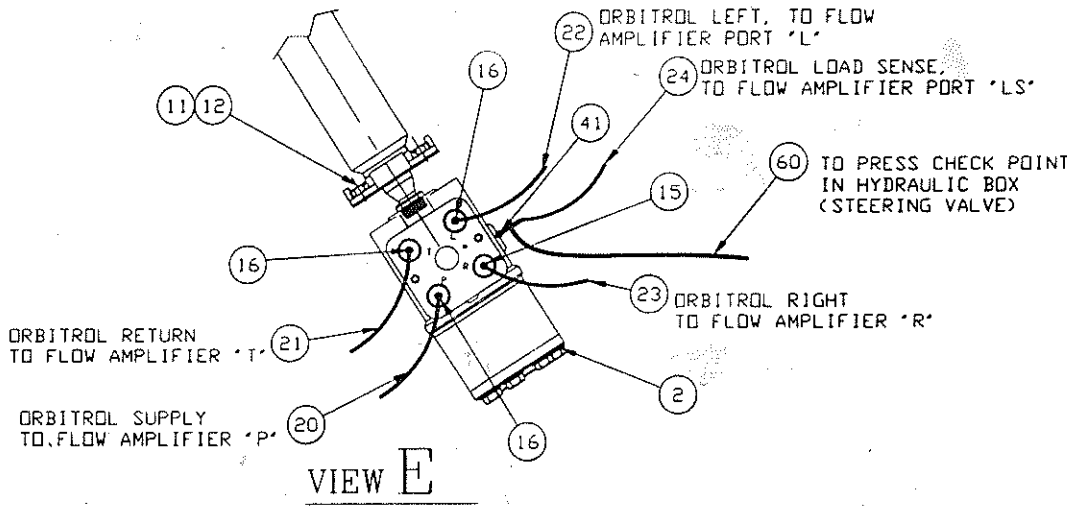


ABS180

THIS DOCUMENT CONTAINS INFORMATION PROPRIETARY TO UNIT RIG, A DIVISION OF TEREX CORPORATION. IT SHALL NOT BE REPRODUCED, USED OR DISCLOSED TO ANYONE WITHOUT PRIOR WRITTEN PERMISSION OF UNIT RIG. COPYRIGHT DATE

Robinson  
NIELSEN  
ELLIS

90950  
E.N. NO.



TORQUE ALL FITTINGS AND SPLIT FLANGE CONNECTIONS TO TORQUE SPECIFICATION HYDRAULIC FITTINGS 02-579.

VIEW G



STEERING SYSTEM, HYD
SHT 5 OF 9
A85180

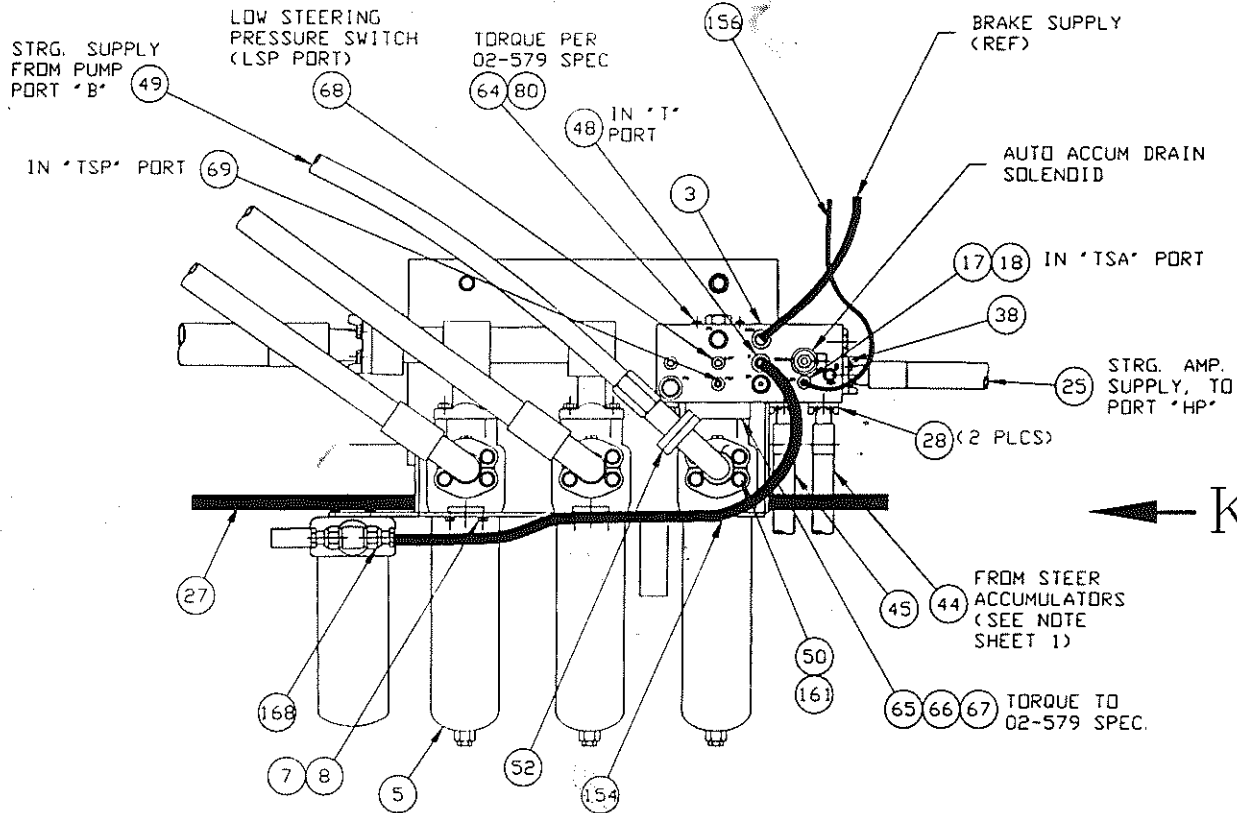
TORQUE ALL FITTINGS AND SPLIT FLANGE CONNECTIONS TO TORQUE SPECIFICATION HYDRAULIC FITTINGS 02-579.

THIS DOCUMENT CONTAINS INFORMATION PROPRIETARY TO UNIT RIG, A DIVISION OF TEREX CORPORATION. IT SHALL NOT BE REPRODUCED, USED OR DISCLOSED TO ANYONE WITHOUT PRIOR WRITTEN PERMISSION OF UNIT RIG. COPYRIGHT DATE

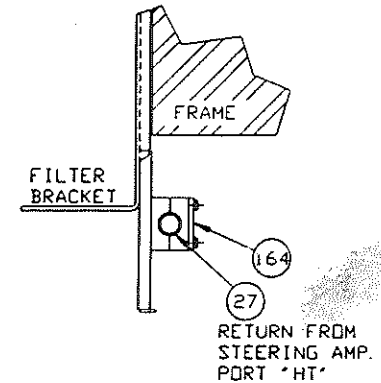
Robinson  
NIELSEN  
ELLIS

90950  
E.N. NO.

(STEERING ACCUMULATOR PRESS)  
STEERING MANIFOLD "TSA"  
TO STEERING ACCUM.  
GAUGE VIA FENDER  
TERMINAL "R8"



← K



VIEW F



STEERING SYSTEM, HYD

SHT 6 OF 9

85180

A85180

THIS DOCUMENT CONTAINS PROPRIETARY TO UNIT RIG, A DIVISION OF TEREX CORPORATION. IT SHALL NOT BE REPRODUCED, USED OR DISCLOSED TO ANYONE WITHOUT PRIOR WRITTEN PERMISSION OF UNIT RIG. COPYRIGHT DATE

Robinson  
DNL APP.  
NIELSEN  
REC. CL.  
ELLIS

90950  
E.N. NO.

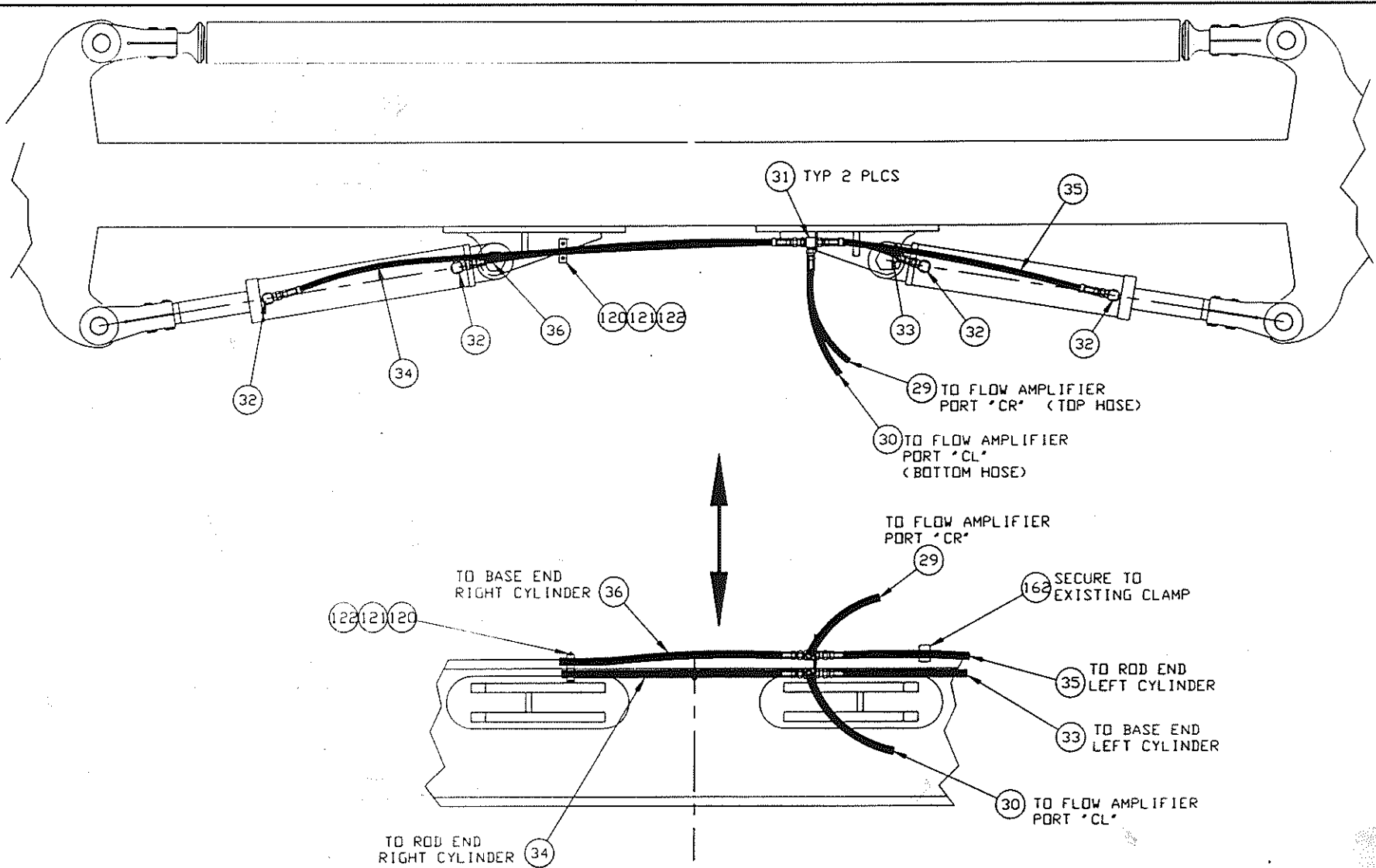
TORQUE ALL FITTINGS AND SPLIT FLANGE CONNECTIONS TO TORQUE SPECIFICATION HYDRAULIC FITTINGS 02-579.

### FRONT AXLE PIPING

STEERING SYSTEM, HYD

SHT 3 OF 9

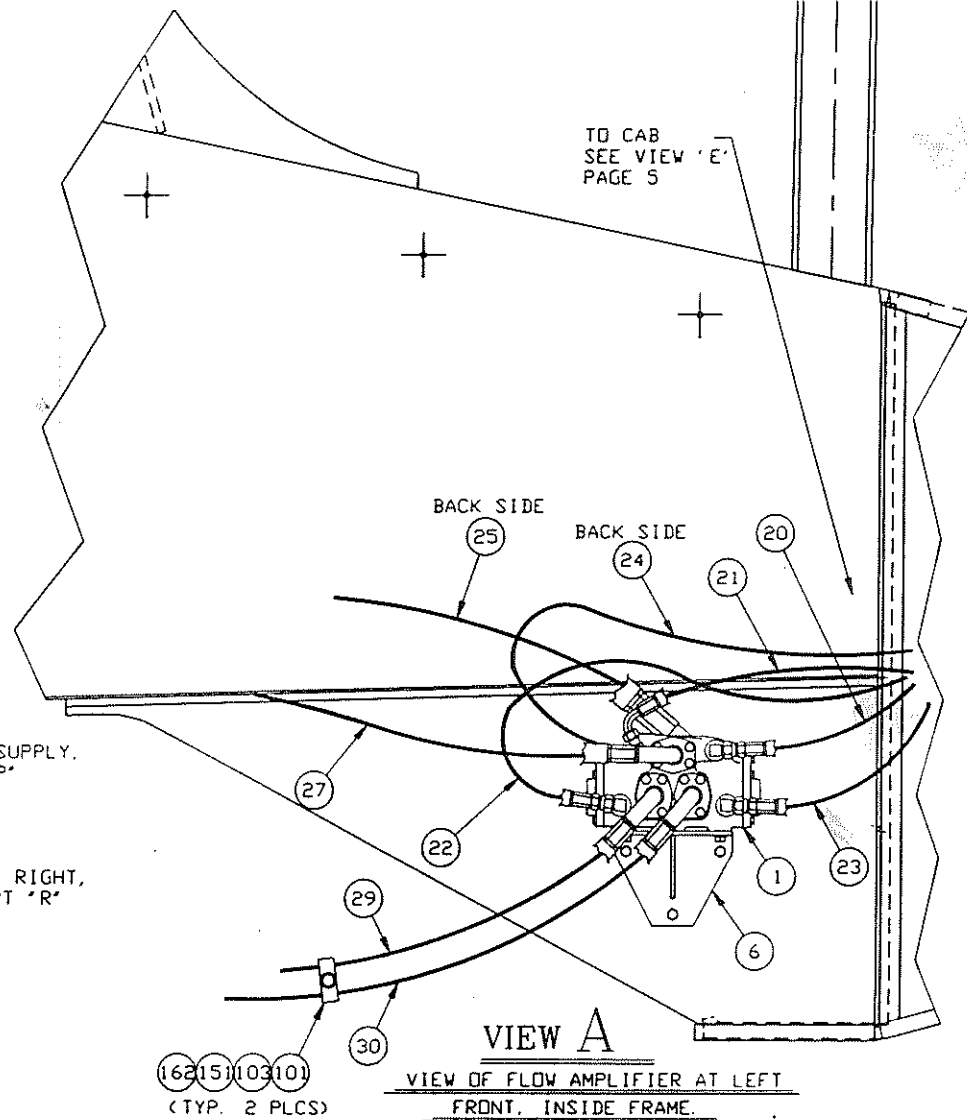
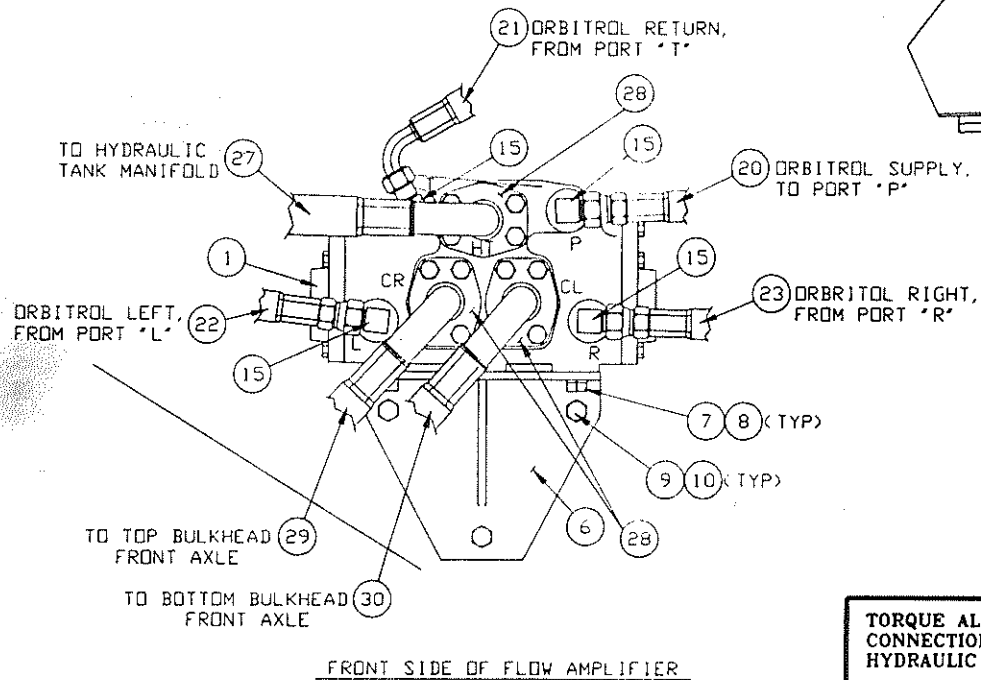
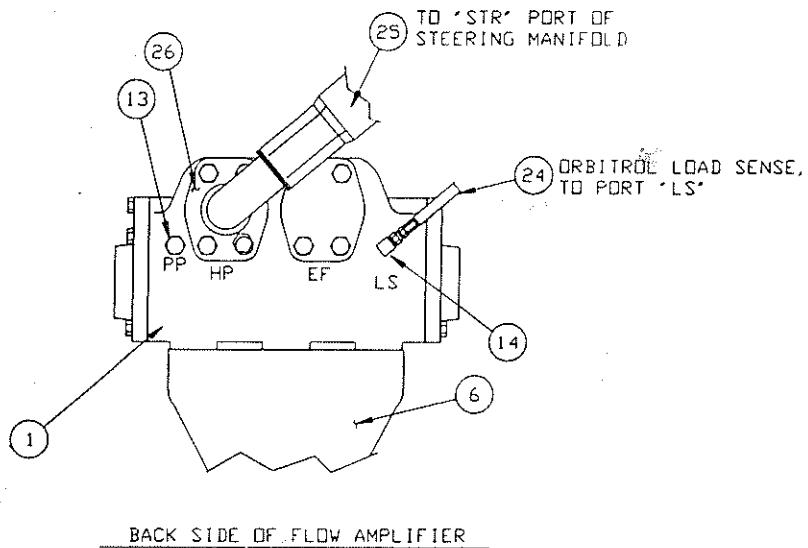
A85180



THIS DOCUMENT CONTAINS INFORMATION PROPRIETARY TO UNIT RIG, A DIVISION OF TEREX CORPORATION. IT SHALL NOT BE REPRODUCED, USED OR DISCLOSED TO ANYONE WITHOUT PRIOR WRITTEN PERMISSION OF UNIT RIG. COPYRIGHT DATE:

Robinson  
NIELSEN  
ELLIS

90950  
E.N. NO.



TORQUE ALL FITTINGS AND SPLIT FLANGE CONNECTIONS TO TORQUE SPECIFICATION HYDRAULIC FITTINGS 02-579.



STEERING SYSTEM, HYD

SHT 4 OF 9

A85180



THIS DOCUMENT CONTAINS INFORMATION PROPRIETARY TO  
 UNIT RIG DIVISION OF TEREX CORPORATION. IT SHALL NOT BE  
 REPRODUCED, USED OR DISCLOSED TO ANYONE WITHOUT PRIOR  
 WRITTEN PERMISSION OF UNIT RIG.  
 © COPYRIGHT DATE

A85180A

AVERT

ITM	QTY PER ASSY	COMPONENT	DESCRIPTION
168	1.00	53390-1208	ADAPTER, STRAIGHT #12 ORS, FEMALE X #8 ORS, MALE
169	2.00	19083	CLAMP-CUSHION 3/4
170	1.00	55798	ADAPTER-CONVERSION M14X1.5 O'RING BOSS X #6 FEMALE O'RING BOSS
171	1.00	53379-1212	ADAPTER-TEE (RUN) #12 ORS FEMALE RUN X #12 ORS, MALE
173	1.00	56077	ADAPTER - SPACER #8 O'RING MALE X #8 O'RING FEMALE
199	0.00	A85180	DWG ONLY, HYD. STEERING ASS

MT4400 W/PISTON PUMP,  
 STEERING FLOW AMP,  
 TWO 15 GAL. ACCUM'S,  
 6" CYL. AND ORS &  
 FLANGE FITTINGS.

DR

ENG. APP.

REL. CK.

SP-243

103-05

90950

E.N. NO.



CAD™

HYDRAULIC STEERING  
 SYSTEM

SHEET 5 OF 5

A85180A

THIS DOCUMENT CONTAINS INFORMATION PROPRIETARY TO  
 UNIT RIG DIVISION OF TEREX CORPORATION. IT SHALL NOT BE  
 REPRODUCED, USED OR DISCLOSED TO ANYONE WITHOUT PRIOR  
 WRITTEN PERMISSION OF UNIT RIG.  
 © COPYRIGHT DATE

A85180A

ANVC01

ITM	QTY PER ASSY	COMPONENT	DESCRIPTION
1	1.00	55450	VALVE-STR FLOW AMP
2	1.00	55445	VALVE-STR ORBITROL
3	1.00	84635B	MANIFOLD, ASSY STEER
4	2.00	55506	ACCUM-PISTON, 15 GAL
5	1.00	55585	FILTER, HYDR PRESSURE
6	1.00	83158A	BRACKET-VALVE
7	4.00	10541	CAPSCR, HX, 7/16-14NC X 1 GR 5
7	4.00	10541	CAPSCR, HX, 7/16-14NC X 1 GR 5
8	4.00	10181	WSHR, LK, HELI, 7/16 X .779 OD
9	3.00	10027	CAPSCR, HX, 1/2-13NC X 1 GR 5
10	3.00	10182	WSHR, LK, HELI, 1/2 X .873 OD
11	4.00	12730	CAPSCR, HXSKT, 3/8-16NC X 2 GR 8
12	4.00	10180	WSHR, LK, HELI, 3/8 X .683 OD
13	1.00	27661	PLUG, #4 O-RING BOSS
14	1.00	53363-0404	ADAPTER, 90 DEG #4 ORS, MALE X #4 O-RING, MALE
15	4.00	53363-0808	ADAPTER, 90 DEG #8 ORS, MALE X #8 O-RING, MALE
15	1.00	53363-0808	ADAPTER, 90 DEG #8 ORS, MALE X #8 O-RING, MALE
16	3.00	53364-0808	ADPTR-90, LG ORS/ORING #8 ORS, MALE X #8 O-RING, MALE
17	1.00	53375-0404	ADAPTER, 90 DEG #4 ORS, FEMALE SWVL X #4 ORS, MALE
18	1.00	53360-0404	ADAPTER, STRAIGHT #4 ORS, MALE X #4 O-RING, MALE
19	3.00	84211E	CLAMP-SUPPORT ASSY .75 ID
20	1.00	84315C-191	HOSE ASSY FC310-08 191' LG W/FJ9891 FTGS
21	1.00	84303C-197	HOSE ASSY FC211-08 197' LG W/FJ9891 & FJ9893 FTGS
22	1.00	84315C-203	HOSE ASSY FC310-08 203' LG W/FJ9891 FTGS

DR  
Robinson  
 ENG. APP.  
 NIELSEN  
 REL. CK.  
 ELLIS

SP-243

3-09

90950  
E.N. NO.

\*SEE SERVICE PARTS



HYDRAULIC STEERING  
SYSTEM

SHEET 1 OF 5

A85180A

THIS DOCUMENT CONTAINS INFORMATION PROPRIETARY TO  
 UNIT RIG, A DIVISION OF TEREX CORPORATION. IT SHALL NOT BE  
 REPRODUCED, USED OR DISCLOSED TO ANYONE WITHOUT PRIOR  
 WRITTEN PERMISSION OF UNIT RIG.  
 © COPYRIGHT DATE -----

A85180A

ALVERT

ITM	QTY PER ASSY	COMPONENT	DESCRIPTION
23	1.00	84315C-197	HOSE ASSY FC310-08 197" LG W/FJ9891 FTGS
24	1.00	84301A-202	HOSE ASSY FC211-04 202" LG W/FJ9891 FTGS
25	1.00	85190H-115	HOSE ASSY FC254-20 115" LG W/FJ9761 JUMP DOWN FTG & FJ9773 FTG
26	1.00	1004452	KIT, FLG (DWG 1101671) SIZE 20 CODE 61
26	1.00	1004452	KIT, FLG (DWG 1101671) SIZE 20 CODE 61
27	1.00	84311G-183	HOSE ASSY FC211-16 183" LG W/FJ9235 & FJ9237 FTGS
28	1.00	1004451	KIT, FLG (DWG 1101671) SIZE 16 CODE 61
28	2.00	1004451	KIT, FLG (DWG 1101671) SIZE 16 CODE 61
28	5.00	1004451	KIT, FLG (DWG 1101671) SIZE 16 CODE 61
29	1.00	84341F-055	HOSE ASSY FC250A-12 55" LG W/FJ9896 & FJ9773 JUMP FTGS
30	1.00	84341F-057	HOSE ASSY FC250A-12 57" LG W/FJ9896 & FJ9773 JUMP FTGS
31	2.00	53386-1212	ADAPTER-BULKHEAD TEE #12 ORS, BLKHD RUN X #12 ORS, MALE
32	4.00	53363-1212	ADAPTER, 90 DEG #12 ORS, MALE X #12 O-RING, MALE
33	1.00	84330F-016	HOSE ASSY FC250A-12 16" LG W/FJ9896 FTGS
34	1.00	84330F-079	HOSE ASSY FC250A-12 79" LG W/FJ9896 FTGS
35	1.00	84330F-048	HOSE ASSY FC250A-12 48" LG W/FJ9896 FTGS
36	1.00	84330F-048	HOSE ASSY FC250A-12 48" LG W/FJ9896 FTGS
37	1.00	53380-0404	ADAPTER, BULKHD, STR #4 ORS, MALE X
38	1.00	1004451	KIT, FLG (DWG 1101671) SIZE 16 CODE 61
39	16.00	16403	NUT-HEX, FLXLC 5/8-11
40	2.00	55508	MOUNTING-BRKT, ACCUM 9" OD, UPPER AND LOWER BRACKET
41	1.00	53366-0404	ADAPTER, TEE #4 ORS, MALE X #4 O-RING, MALE RUN

DR.

ENG. APP.

REL. CK.

SP-243

MH103-05

90950

E.N. NO.



CAD™

HYDRAULIC STEERING  
SYSTEM

SHEET 2 OF 5

A85180A

THIS DOCUMENT CONTAINS INFORMATION PROPRIETARY TO  
 UNIT RIG DIVISION OF TEREX CORPORATION. IT SHALL NOT BE  
 REPRODUCED, USED OR DISCLOSED TO ANYONE WITHOUT PRIOR  
 WRITTEN PERMISSION OF UNIT RIG.  
 © COPYRIGHT DATE

A85180A

ADVERT

ITM	QTY PER ASSY	COMPONENT	DESCRIPTION
42	16.00	26205	WSHR, FL, 5/8 X 1.312 OD
43	16.00	10046	CAPSCR, HX, 5/8-11NC X 1-3/4 GR 5
44	1.00	84340G-052	HOSE ASSY FC250A-16 52" LG W/FJ9761 & FJ9773 FTGS
45	1.00	84340G-062	HOSE ASSY FC250A-16 62" LG W/FJ9761 & FJ9773 FTGS
46	1.00	53363-1210	ADAPTER, 90 DEG #12 ORS, MALE X #10 O-RING, MALE
47	1.00	84301F-087	HOSE ASSY FC211-12 87" LG W/FJ9891 FTGS
48	1.00	53360-0808	ADAPTER, STRAIGHT #8 ORS, MALE X #8 O-RING, MALE
49	1.00	84376H-100	HOSE ASSY FC254-20 100" LG W/FJ9761 JUMP & KIT, FLG (DWG 1101671) SIZE 24 CODE 61
50	2.00	1004453	
52	1.00	1007418	ADAPTER, 90 DEG. #24 SPLIT FLANGE - PLUG, #12 O-RING BOSS
53	1.00	22685	
60	1.00	84303A-140	HOSE ASSY FC211-04 140" LG W/FJ9891 & FJ9893 FTGS
61	1.00	84317A-107	HOSE ASSY FC310-04 107" LG W/ FJ9891 & FJ9893 FTGS
63	2.00	20081	GAUGE-PRESS, OIL, MECH 0-5000 PSI
64	4.00	<b>52062</b>	CAPSCR, HX, 1/2-13NC X 7 GR 8
66	1.00	947517	SEAL-O-RING 1-7/8 ID X 2-1/8 OD SIZE 225
68	1.00	84657F	SWITCH, PRESS 2100DECR
69	1.00	55652	COUPLING-TEST
70	1.00	55723	CONNECTOR, QUICK
72	1.00	83215Y	NAMEPLATE (DWG A-Z) STEERING VALVE
73	1.00	83215Z	NAMEPLATE (DWG A-Z) STEERING ACCUMULATOR

DR.

ENG. APP.

REL. CK.

SP-243

1003-05

90950

E.N. NO.



HYDRAULIC STEERING SYSTEM

SHEET 3 OF 5

A85180A

THIS DOCUMENT CONTAINS INFORMATION PROPRIETARY TO  
 UNIT RIG, A DIVISION OF TEREX CORPORATION. IT SHALL NOT BE  
 REPRODUCED, USED OR DISCLOSED TO ANYONE WITHOUT PRIOR  
 WRITTEN PERMISSION OF UNIT RIG.

A85180A

ANVERT

© COPYRIGHT DATE  
 \_\_\_\_\_

DR. \_\_\_\_\_

ENG. APP. \_\_\_\_\_

REL. CK. \_\_\_\_\_

SP-243

MH103-05

90950

E.N. NO.

ITM	QTY PER ASSY	COMPONENT	DESCRIPTION
80	4.00	913745	WSHR, FL, HARDND, 1/2 X 1.000 OD
101	6.00	10012	CAPSCR, HX, 3/8-16NC X 1 GR 5
102	5.00	10013	CAPSCR, HX, 3/8-16NC X 1-1/4 GR 5
103	12.00	10164	WSHR, FL, 3/8 X 1.000 OD
105	2.00	* 84211B *	CLAMP-SUPPORT ASSY .54 ID
105	3.00	* 84211B *	CLAMP-SUPPORT ASSY .54 ID
107	1.00	* 84211G *	CLAMP-SUPPORT ASSY 1.05 ID
108	1.00	* 84211H *	CLAMP-SUPPORT ASSY 1.25 ID
111	4.00	69546A	CLAMP-TUBE 1/2
112	16.00	69546C	CLAMP-TUBE 3/4
116	3.00	80296A	BRACKET, HOSE, FRONT
120	2.00	1000449	CLAMP HALVES, 1-1/4"
121	1.00	1000142	PLATE, CAP, CLAMP
122	2.00	52084	CAPSCR, HX, 3/8-16NC X 5 GR 5
142	1.00	53360-1212	ADAPTER, STRAIGHT #12 ORS, MALE X #12 O-RING, MALE
151	8.00	17413	NUT-HEX, FLXLC 3/8-16
153	1.00	53360-1208	ADAPTER, STRAIGHT #12 ORS, MALE X #8 O-RING, MALE
154	1.00	84303C-036	HOSE ASSY FC211-08 36" LG W/FJ9891 & FJ9893 FTGS
156	1.00	84315A-130	HOSE ASSY FC310-04 130" LG W/ FJ9891 FTG
157	4.00	* 84211M *	CLAMP-SUPPORT ASSY 1.90 ID
161	4.00	56042	CAPSCREW-HEX HEAD 1/2-13X 8 1/2, GD 8
162	4.00	18939	TUBE CLAMP 1ID CLOSED
163	6.00	18367	CLAMP-CUSHION 1-1/4
164	3.00	* 84211J *	CLAMP-SUPPORT ASSY 1.315 ID
165	1.00	53370-0404	ADPT-TEE BRCH ORS/NPT #4 ORS, MALE X 1/4 NPT MALE
166	2.00	84446A	CLIP ANGLE
167	1.00	53369-0404	ADAPTER, 90 DEG #4 ORS, MALE X 1/4 NPT MALE

\*SEE SERVICE PARTS



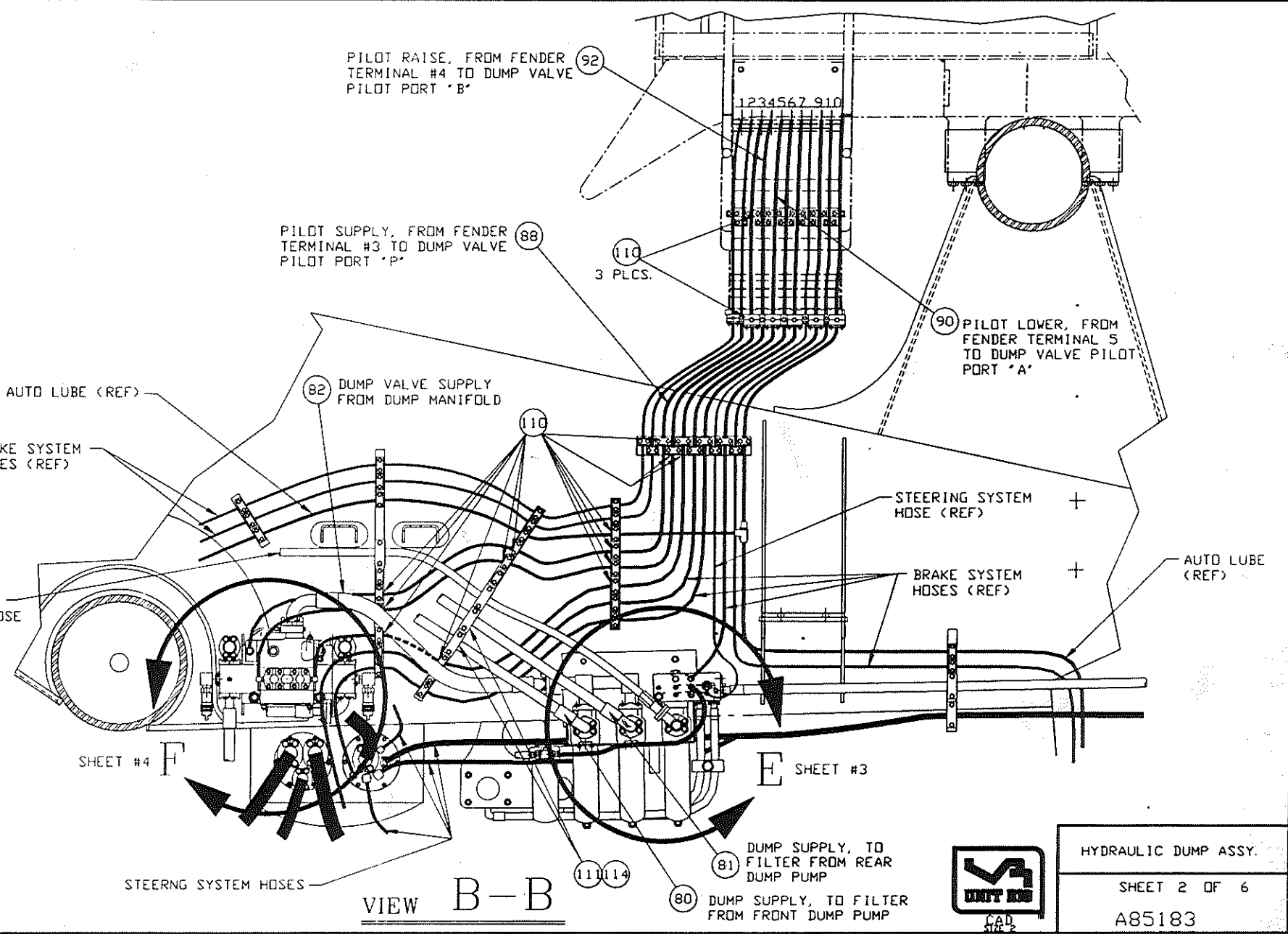
HYDRAULIC STEERING  
SYSTEM

SHEET 4 OF 5  
A85180A

THIS DOCUMENT CONTAINS INFORMATION PROPRIETARY TO UNIT RIG, A DIVISION OF TEREX CORPORATION. IT SHALL NOT BE REPRODUCED, USED OR DISCLOSED TO ANYONE WITHOUT PRIOR WRITTEN PERMISSION OF UNIT RIG. COPYRIGHT DATE

Robinson  
INC. APP.  
NIELSEN  
WEL. OR.  
ELLIS

90975  
E.N. NO.

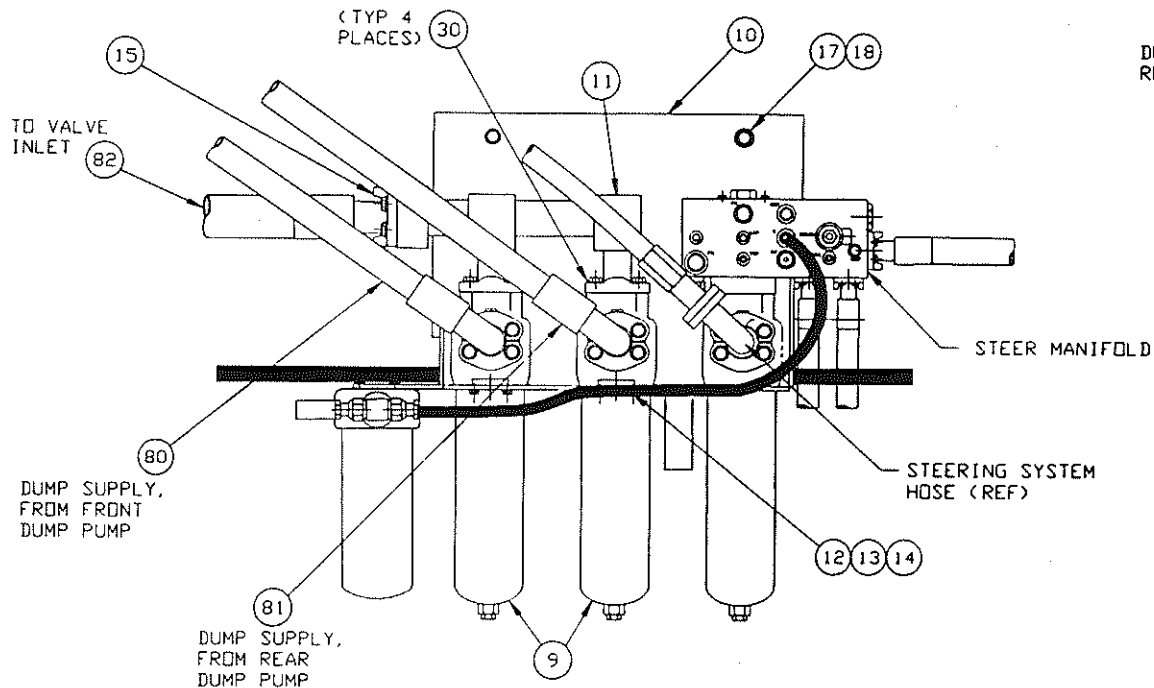


HYDRAULIC DUMP ASSY.
SHEET 2 OF 6
A85183

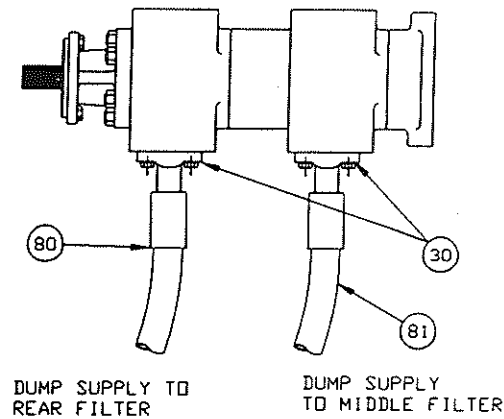
THIS DOCUMENT CONTAINS INFORMATION PROPRIETARY TO UNIT RIG, A DIVISION OF TEREX CORPORATION. IT SHALL NOT BE REPRODUCED, USED OR DISCLOSED TO ANYONE WITHOUT PRIOR WRITTEN PERMISSION OF UNIT RIG. COPYRIGHT DATE

Robinson  
ENG. APP.  
NIELSEN  
REL. CK.  
ELLIS

90975  
E.N. NO.



VIEW E  
INSIDE LEFT FRAME RAIL



VIEW C  
AT PUMP PLATFORM

TORQUE ALL FITTINGS AND SPLIT FLANGE CONNECTIONS TO TORQUE SPECIFICATION HYDRAULIC FITTINGS 02-579.



CAD  
SIZE 2

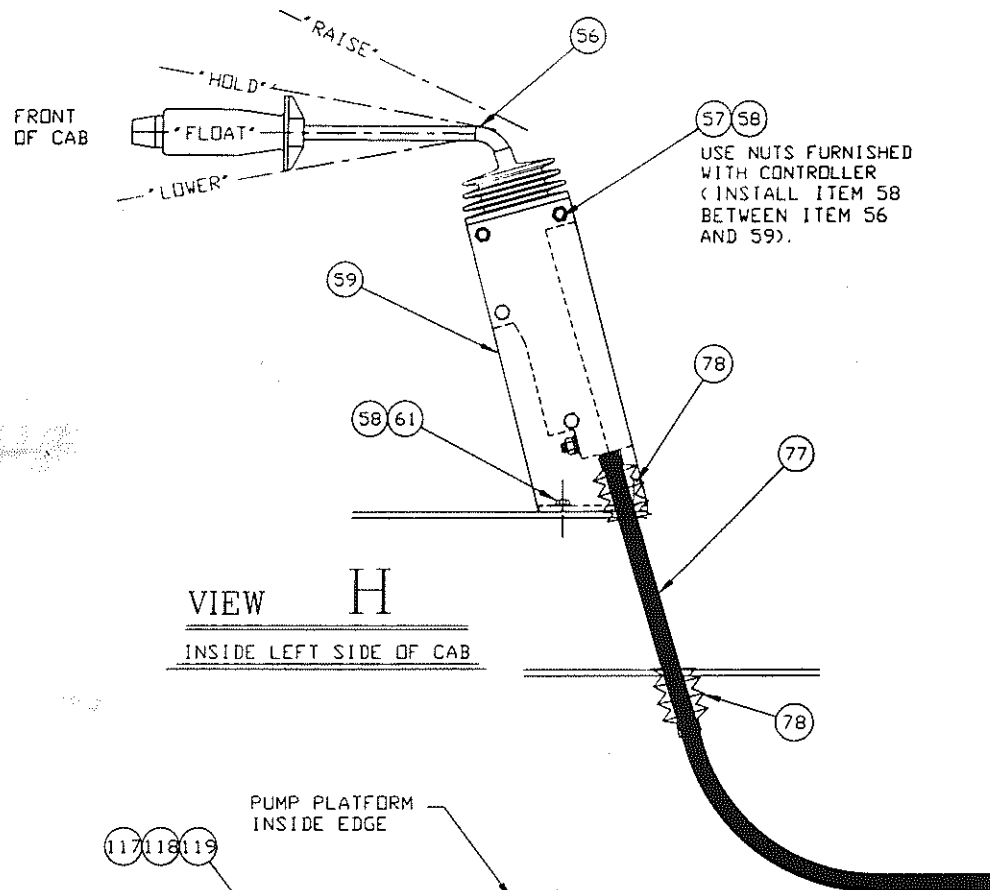
HYDRAULIC DUMP ASSY.
SHEET 3 OF 6
A85183

A85183

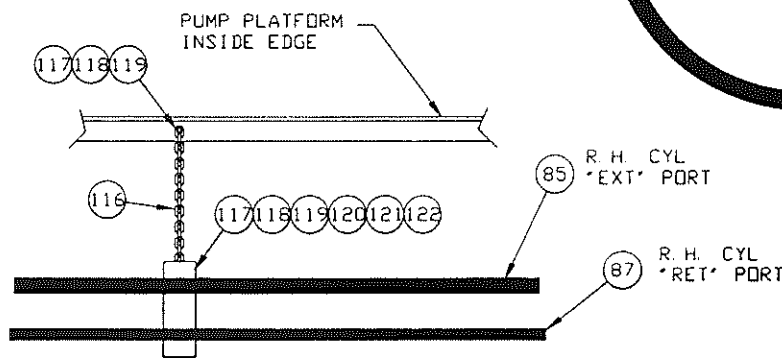
THIS DOCUMENT CONTAINS INFORMATION PROPRIETARY TO UNIT RIG, A DIVISION OF TEREX CORPORATION. IT SHALL NOT BE REPRODUCED, USED OR DISCLOSED TO ANYONE WITHOUT PRIOR WRITTEN PERMISSION OF UNIT RIG. COPYRIGHT DATE

Robinson  
NIELSEN  
REL. OF  
ELLIS

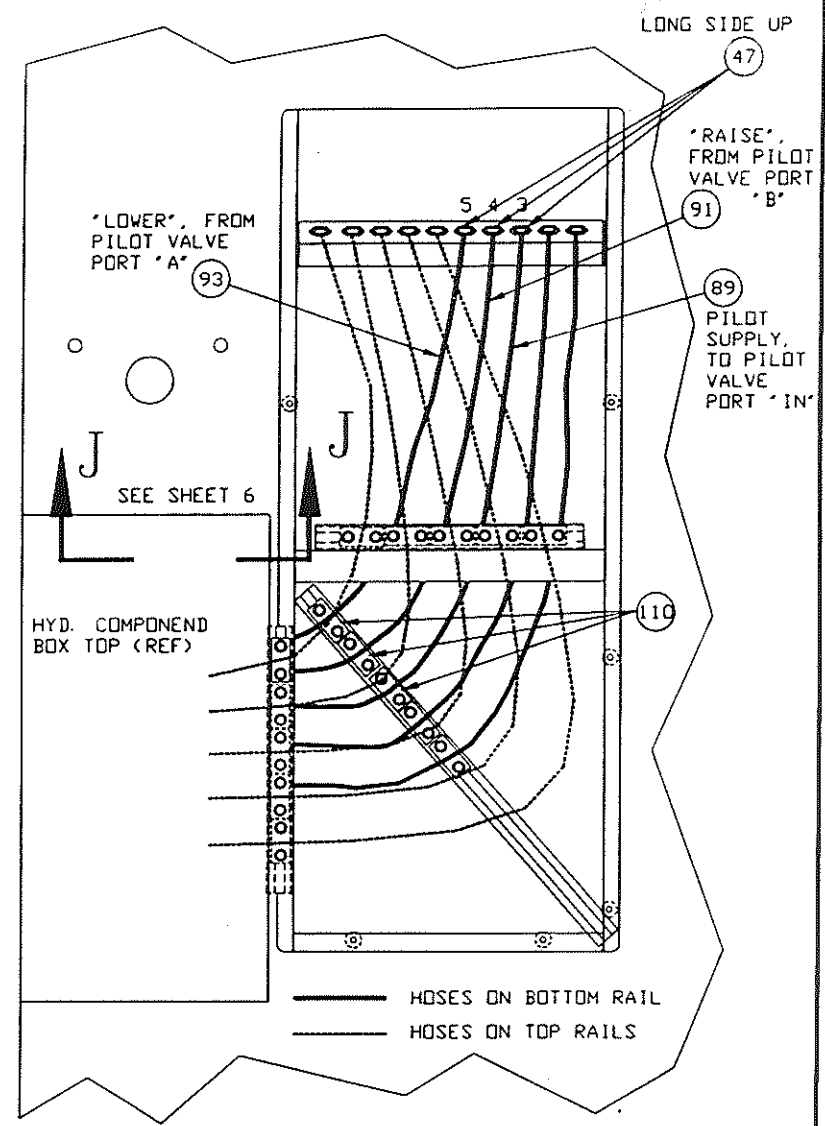
90975  
E.N. NO.



**VIEW H**  
INSIDE LEFT SIDE OF CAB



**VIEW K-K**  
INSIDE REAR EDGE OF PUMP PLATFORM



**VIEW G**  
REAR SIDE OF CAB

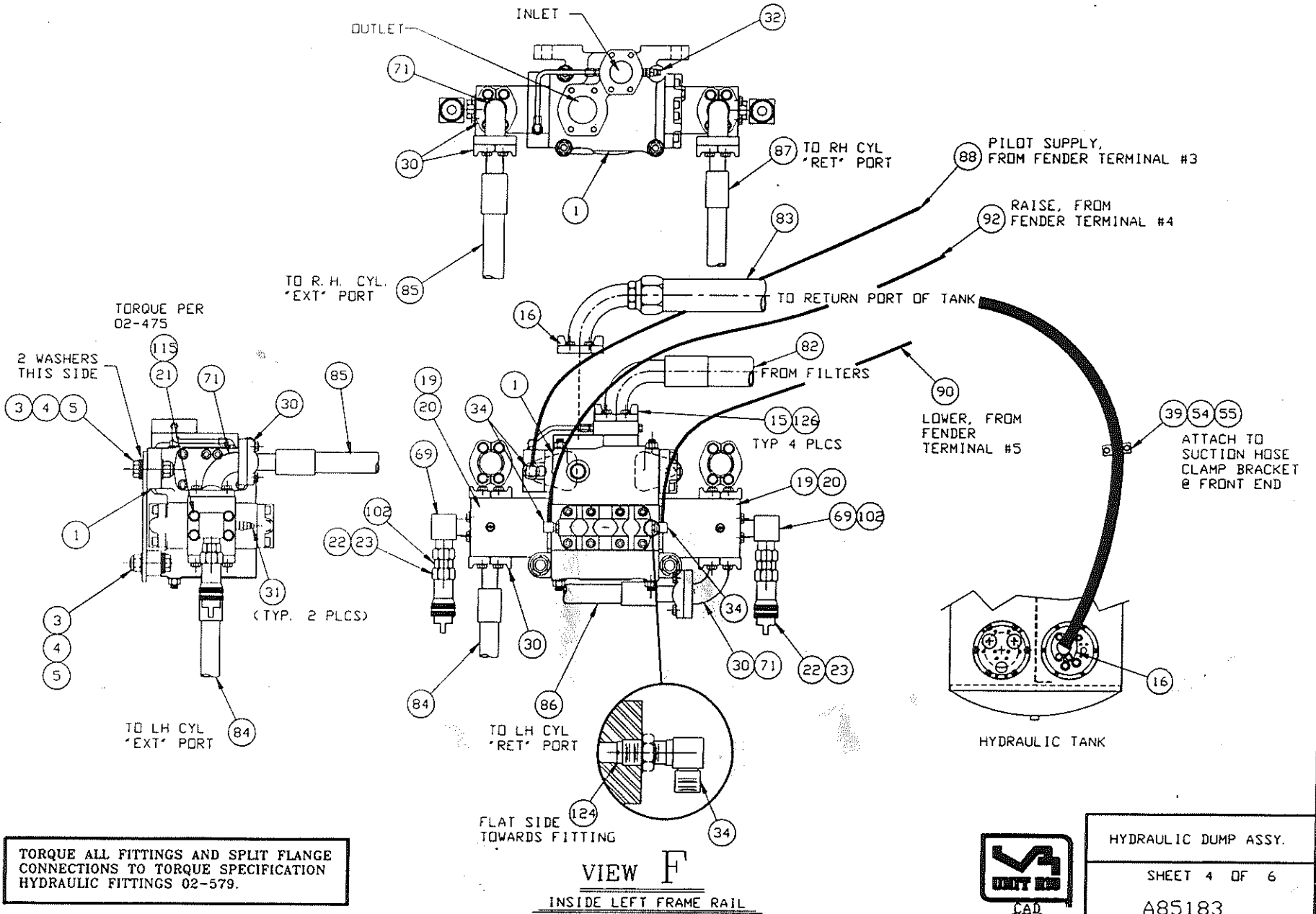


HYDRAULIC DUMP ASSY.
SHEET 5 OF 6
A85183

THIS DOCUMENT CONTAINS INFORMATION PROPRIETARY TO UNIT RIG, A DIVISION OF TEREX CORPORATION. IT SHALL BE REPRODUCED, USED OR DISCLOSED TO ANYONE WITHOUT PRIOR WRITTEN PERMISSION OF UNIT RIG. COPYRIGHT DATE

Robinson  
L&A APP.  
NIELSEN  
REL. DR.  
ELLIS

90975  
E.N. NO.



TORQUE ALL FITTINGS AND SPLIT FLANGE CONNECTIONS TO TORQUE SPECIFICATION HYDRAULIC FITTINGS 02-579.



HYDRAULIC DUMP ASSY.  
SHEET 4 OF 6  
AB5183

THIS DOCUMENT CONTAINS INFORMATION PROPRIETARY TO  
 UNIT RIG DIVISION OF TEREX CORPORATION. IT SHALL NOT BE  
 REPRODUCED, USED OR DISCLOSED TO ANYONE WITHOUT PRIOR  
 WRITTEN PERMISSION OF UNIT RIG.  
 © COPYRIGHT DATE

A85183A

ITM	QTY PER ASSY	COMPONENT	DESCRIPTION
34	1.00	53363-0808	ADAPTER, 90 DEG #8 ORS, MALE X #8 O-RING, MALE
35	1.00	53360-1208	ADAPTER, STRAIGHT #12 ORS, MALE X #8 O-RING, MALE
37	1.00	55561	VALVE-CONTROL, PILOT
38	1.00	53364-0808	ADPTR-90, LG ORS/ORING #8 ORS, MALE X #8 O-RING, MALE
39	1.00	55692	CLAMP HALVES, 3"
40	1.00	79703E	CLEVIS-PILOT VALVE
41	1.00	16429	NUT HEX 5/16NF
47	3.00	53380-0808	ADAPTER, BULKHD, STR #8 ORS, MALE X #8 ORS, MALE
54	1.00	1000144	PLATE, CAP, CLAMP
55	2.00	52107	CAPSCR, HX, 5/8-11NC X 5-1/4 GR 5
56	1.00	55613	CONTROLLER, CABLE
57	3.00	10004	CAPSCR, HX, 1/4-20NC X 1-3/4 GR 5
58	9.00	10162	WSHR, FL, 1/4 X 0.625 OD
59	1.00	83539B	BRACKET, CABLE CONTROL
61	3.00	10002	CAPSCR, HX, 1/4-20NC X 1 GR 5
63	1.00	53373-0408	ADAPTER-STR REDUCER #4 ORS, MALE X #8 ORS, FEMALE
64	1.00	53366-0808	ADAPTER, TEE #8 ORS, MALE X #8 O-RING, MALE RUN
67	1.00	83215V	NAMEPLATE (DWG A-Z) HOIST VALVE
69	2.00	53383-1616	ADAPTER-SWIVEL 90 #16 ORS, FEMALE X #16 O-RING, MALE
71	3.00	1007418	ADAPTER, 90 DEG. #24 SPLIT FLANGE - #24 SPLIT FLANGE
72	1.00	55615	PIN-ROLL
73	3.00	10008	CAPSCR, HX, 5/16-18NC X 1 GR 5
74	3.00	10179	WSHR, LK, HELI, 5/16 X .586 OD
75	1.00	20081	GAUGE-PRESS, OIL, MECH 0-5000 PSI

DR.

ENG. APP.

REL. CK.

90975

E.N. NO.

\*SEE SERVICE PARTS



CAD™

HYDRAULIC DUMP ASSY.

SHEET 2 OF 4

ASSY. NO. A85183A

THIS DOCUMENT CONTAINS INFORMATION PROPRIETARY TO  
 UNIT RIG, A DIVISION OF TEREX CORPORATION. IT SHALL NOT BE  
 REPRODUCED, USED OR DISCLOSED TO ANYONE WITHOUT PRIOR  
 WRITTEN PERMISSION OF UNIT RIG.

A85183A

ADVERT

© COPYRIGHT DATE

ITM	QTY PER ASSY	COMPONENT	DESCRIPTION
76	1.00	53369-0404	ADAPTER, 90 DEG #4 ORS, MALE X 1/4 NPT MALE
77	1.00	55670	CABLE, CONTROL 91" LG
78	2.00	1000323	SEAL, HARNESS, FIREWALL
80	1.00	84360J-069 ✓	HOSE ASSY FC254-24 69" LG W/FJ9761 & FJ9773 FTGS
81	1.00	84360J-079 ✓	HOSE ASSY FC254-24 79" LG W/FJ9761 & FJ9773 FTGS
82	1.00	84360K-050 ✓	HOSE ASSY FC254-32 50" LG W/FC5050 & FC5054 FTGS
83	1.00	55835	HOSE ASSY 150901-40 81" LG W/FC8152-4040S & FC8153-4040S FTGS
84	1.00	84360J-073	HOSE ASSY FC254-24 73" LG W/FJ9761 & FJ9773 FTGS
85	1.00	84360J-124	HOSE ASSY FC254-24 124" LG W/FJ9761 & FJ9773 FTGS
86	1.00	84361H-081	HOSE ASSY FC254-20 81" LG W/FJ9761JUMP & FJ9773 FTGS
87	1.00	84361H-125	HOSE ASSY FC254-20 125" LG W/FJ9761JUMP & FJ9773 FTGS
88	1.00	84315C-182	HOSE ASSY FC310-08 182" LG W/FJ9891 FTGS
89	1.00	84315C-059	HOSE ASSY FC310-08 59" LG W/FJ9891 FTGS
90	1.00	84315C-182	HOSE ASSY FC310-08 182" LG W/FJ9891 FTGS
91	1.00	84315C-051	HOSE ASSY FC310-08 51" LG W/FJ9891 FTGS
92	1.00	84315C-189	HOSE ASSY FC310-08 189" LG W/FJ9891 FTGS
93	1.00	84315C-056	HOSE ASSY FC310-08 56" LG W/FJ9891 FTGS
94	1.00	84555B	TUBE ASSY, HYD - #12
96	1.00	85191B	TUBE ASSY, HYDR 1/4"
102	2.00	53360-1616	ADAPTER-STR #16 ORS, MALE X #16 O-RING, MALE
110	3.00	84211E	CLAMP-SUPPORT ASSY .75 ID

DR.

ENG. APP.

REL. CK.

90975

E.N. NO.

\*SEE SERVICE PARTS



HYDRAULIC DUMP ASSY.

SHEET 3 OF 4

A85183A

THIS DOCUMENT CONTAINS INFORMATION PROPRIETARY TO  
 DIVISION OF TEREX CORPORATION. IT SHALL NOT BE  
 REPRODUCED, USED OR DISCLOSED TO ANYONE WITHOUT PRIOR  
 WRITTEN PERMISSION OF UNIT RIG.  
 © COPYRIGHT DATE

A85183A

ITM	QTY PER ASSY	COMPONENT	DESCRIPTION
110	11.00	84211E	CLAMP-SUPPORT ASSY .75 ID
110	7.00	84211E	CLAMP-SUPPORT ASSY .75 ID
111	2.00	84211N	CLAMP-SUPPORT ASSY 2.13 ID
111	2.00	84211N	CLAMP-SUPPORT ASSY 2.13 ID
112	2.00	84211M	CLAMP-SUPPORT ASSY 1.90 ID
113	2.00	A84393A	BRACKET, CLAMP -10" LG
114	2.00	18902	CLAMP-CUSHION 1/2 1/2" ID
115	8.00	1001013	WSHR, HARDND, 1/2 X 1" OD NARROW
116	20.00	21956	CHAIN BULK .18 PROOF
117	2.00	10012	CAPSCR, HX, 3/8-16NC X 1 GR 5
118	4.00	10164	WSHR, FL, 3/8 X 1.000 OD
119	2.00	17413	NUT-HEX, FLXLC 3/8-16
120	1.00	81099A	BRACKET, HOSE
121	1.00	69546N	CLAMP-TUBE 1 3/4
122	1.00	69546P	CLAMP-HOSE 2 1/4
124	1.00	55772	PLATE-ORIFICE
126	4.00	52057	CAPSCR, HX, 1/2-13NC X 2-3/4 GR 8
199	.00	A85183	DWG ONLY, HYDR DUMP

SINGLE INLET DUMP  
 VALVE, CABLE CONTROL  
 PILOT VALVE, NO STRG  
 PUMP ASSIST IN DUMP  
 SYSTEM.

DR.

ENG. APP.

REL. CK.

90975

E.N. NO.

\*SEE SERVICE PARTS




CAD™

HYDRAULIC DUMP ASSY.

SHEET 4 OF 4

A85183A

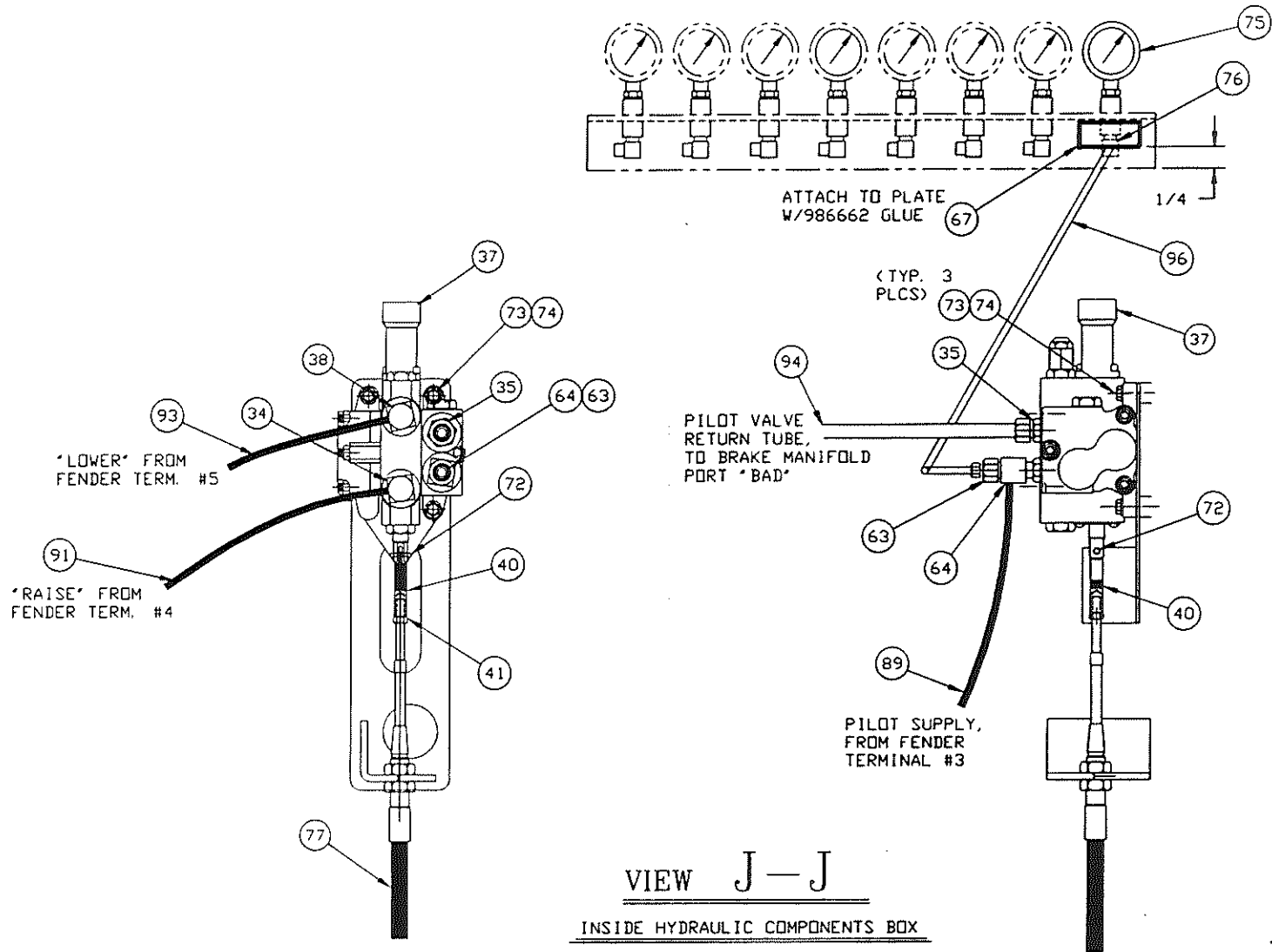


THIS DOCUMENT CONTAINS INFORMATION PROPRIETARY TO UNIT RIG, A DIVISION OF TEREX CORPORATION. IT SHALL NOT BE REPRODUCED, USED OR DISCLOSED TO ANYONE WITHOUT PRIOR WRITTEN PERMISSION OF UNIT RIG. COPYRIGHT DATE

Robinson  
NIELSEN  
ELLIS

90975  
E.N. NO.

TORQUE ALL FITTINGS AND SPLIT FLANGE CONNECTIONS TO TORQUE SPECIFICATION HYDRAULIC FITTINGS 02-579.



VIEW J-J  
INSIDE HYDRAULIC COMPONENTS BOX



CAD  
5/22

HYDRAULIC DUMP ASSY.
SHEET 6 OF 6
A85183

THIS DOCUMENT CONTAINS INFORMATION PROPRIETARY TO  
 UNIT RIG, A DIVISION OF TEREX CORPORATION. IT SHALL NOT BE  
 REPRODUCED, USED OR DISCLOSED TO ANYONE WITHOUT PRIOR  
 WRITTEN PERMISSION OF UNIT RIG.  
 © COPYRIGHT DATE

A85183A

AIVERT

ITM	QTY PER ASSY	COMPONENT	DESCRIPTION
1	1.00	55565	VALVE DUMP
3	3.00	10082	CAPSCR, HX, 7/8-9NC X 3 GR 5
4	6.00	63416A	WSHR, FL, HARDND, 7/8 X 1.625 OD
5	3.00	12284	NUT-HX, CRNLK 7/8-9NC
9	2.00	55585	FILTER, HYDR PRESSURE
10	1.00	79949M	BRACKET-FILTERS
11	1.00	84487B	MANIFOLD, HYDR FILTERS
12	8.00	10165	WSHR, FL, 7/16 X .921 OD
13	8.00	11107	CAPSCR, HX, 7/16-14NC X 1-1/4 GR 5
14	8.00	10181	WSHR, LK, HELI, 7/16 X .779 OD
15	1.00	1004454	KIT, FLG (DWG 1101671) SIZE 32 CODE 61
15	1.00	1004454	KIT, FLG (DWG 1101671) SIZE 32 CODE 61
16	1.00	1004455	KIT, FLG (DWG 1101671) SIZE 40 CODE 61
16	1.00	1004455	KIT, FLG (DWG 1101671) SIZE 40 CODE 61
17	4.00	10182	WSHR, LK, HELI, 1/2 X .873 OD
18	4.00	10028	CAPSCR, HX, 1/2-13NC X 1-1/4 GR 5
19	2.00	15209	O-RING SIZE 228
20	2.00	78415B	MANF-DUMP VALVE
21	8.00	52063	CAPSCR, HX, 1/2-13NC X 7-1/2 GR 8
22	2.00	55568	COUPLING-QUICK, FEMALE
23	2.00	24766	PLUG-DUST
29	2.00	1004452	KIT, FLG (DWG 1101671) SIZE 20 CODE 61
30	2.00	1004453	KIT, FLG (DWG 1101671) SIZE 24 CODE 61
30	2.00	1004453	KIT, FLG (DWG 1101671) SIZE 24 CODE 61
30	4.00	1004453	KIT, FLG (DWG 1101671) SIZE 24 CODE 61
30	7.00	1004453	KIT, FLG (DWG 1101671) SIZE 24 CODE 61
31	2.00	55652	COUPLING-TEST
32	1.00	55723	CONNECTOR, QUICK
34	3.00	53363-0808	ADAPTER, 90 DEG #8 ORS, MALE X #8 O-RING, MALE

DR.  
 Robinson  
 ENG. APP.  
 NIELSEN  
 REL. CK.  
 ELLIS

90975  
 E.N. NO.

\*SEE SERVICE PARTS



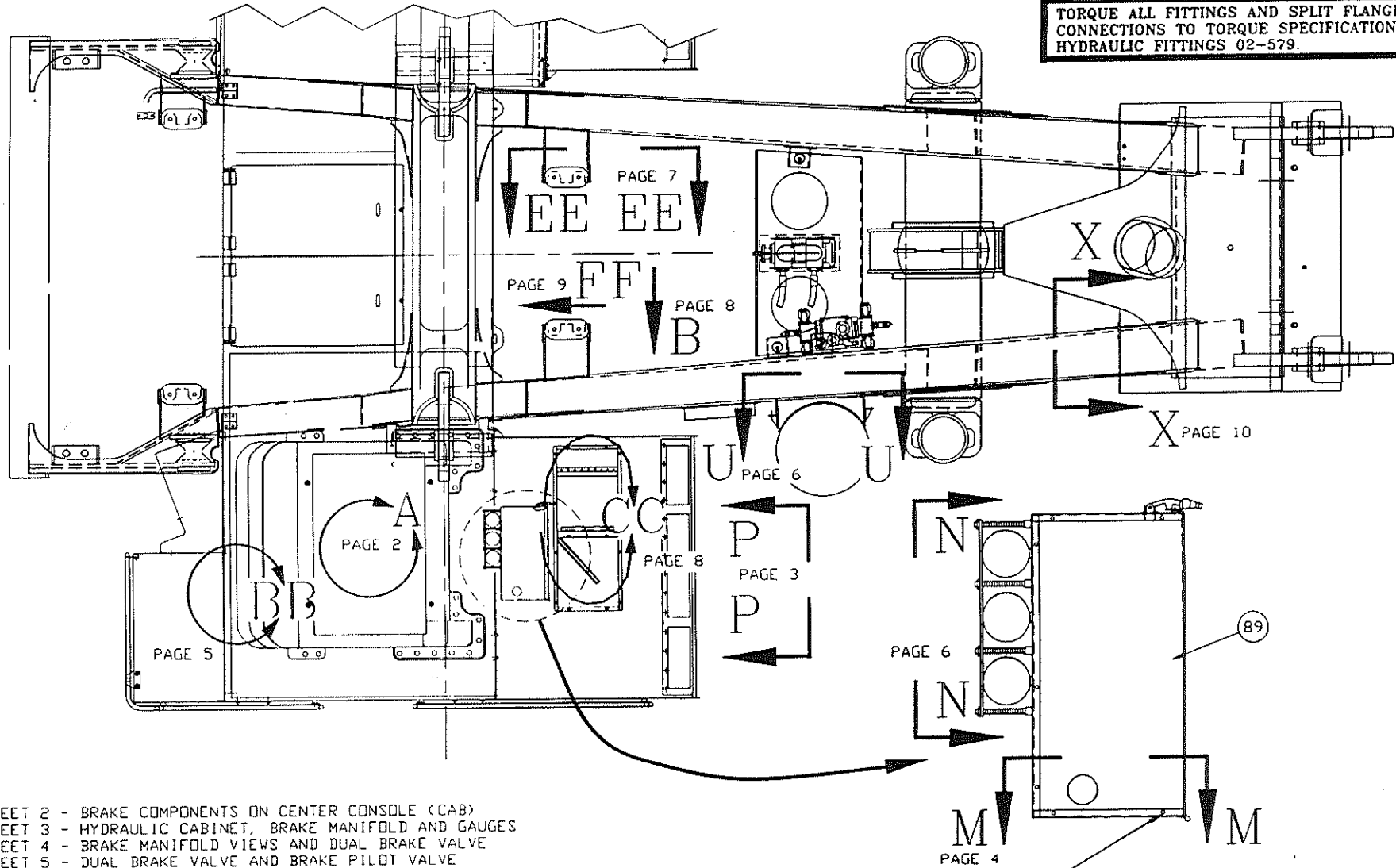
HYDRAULIC DUMP ASSY.  
 SHEET 1 OF 4  
 ASSY.  
 NO. A85183A

A85184

THIS DOCUMENT CONTAINS INFORMATION PROPRIETARY TO UNIT RIG, A DIVISION OF TEREX CORPORATION. IT SHALL NOT BE REPRODUCED, USED OR DISCLOSED TO ANYONE WITHOUT PRIOR WRITTEN PERMISSION OF UNIT RIG. COPYRIGHT DATE:

Robinson  
THE AP  
NIELSEN  
REPR  
ELLIS

TORQUE ALL FITTINGS AND SPLIT FLANGE CONNECTIONS TO TORQUE SPECIFICATION HYDRAULIC FITTINGS 02-579.



- SHEET 2 - BRAKE COMPONENTS ON CENTER CONSOLE (CAB)
- SHEET 3 - HYDRAULIC CABINET, BRAKE MANIFOLD AND GAUGES
- SHEET 4 - BRAKE MANIFOLD VIEWS AND DUAL BRAKE VALVE
- SHEET 5 - DUAL BRAKE VALVE AND BRAKE PILOT VALVE
- SHEET 6 - BRAKE ACCUMULATORS, LOADING BRAKE SHUTTLE, DUMP PUMP CONNECTION AND HYDRAULIC TANK CONNECTION
- SHEET 7 - HOSE ROUTING ALONG INSIDE LEFT FRAME RAIL
- SHEET 8 - STEERING MANIFOLD AND FENDER TERMINAL
- SHEET 9 - HOSE ROUTING FOR FRONT BRAKES - FRONT AXLE
- SHEET 10- HOSE ROUTING FOR REAR BRAKES - AXLE BOX
- SHEET 11- HOSE ROUTING FOR REAR BRAKES - AXLE BOX

TYP (7 PLCS) 5 6 7 84

NOTE: MOUNTING HOLES FOR HYDRAULIC CABINET (ITEM 089) ON REAR FENDER BEHIND CAB.



CAD  
SIZE 2

HYDRAULIC BRAKE ASSEMBLY

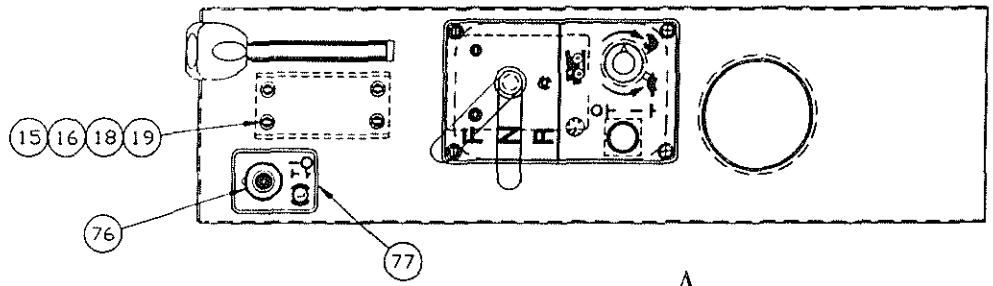
PAGE 1 OF 11

A85184

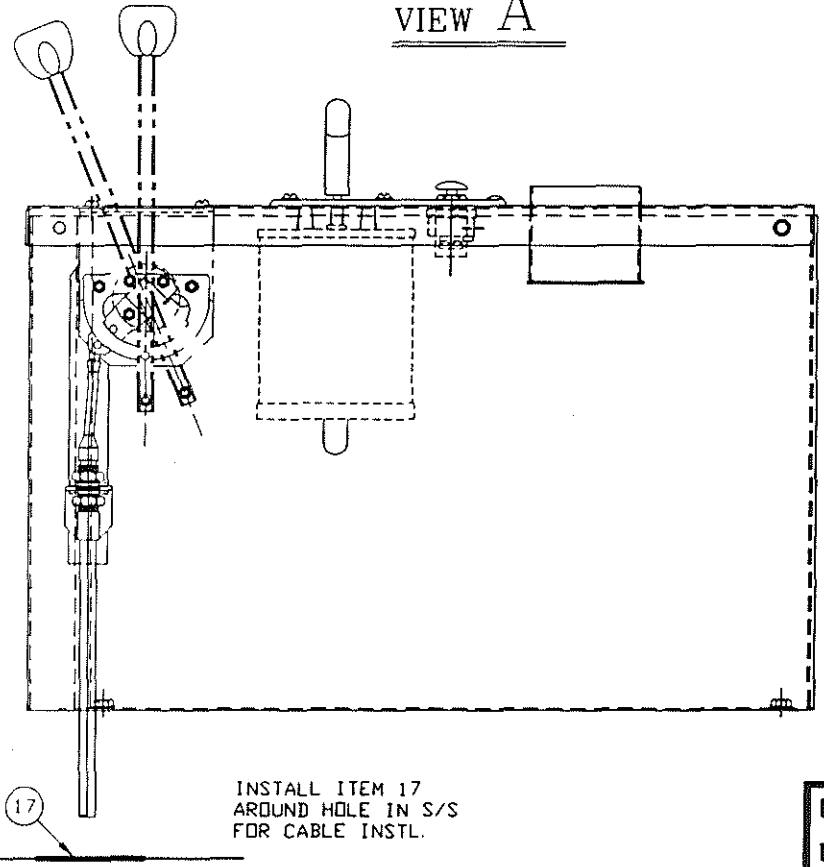
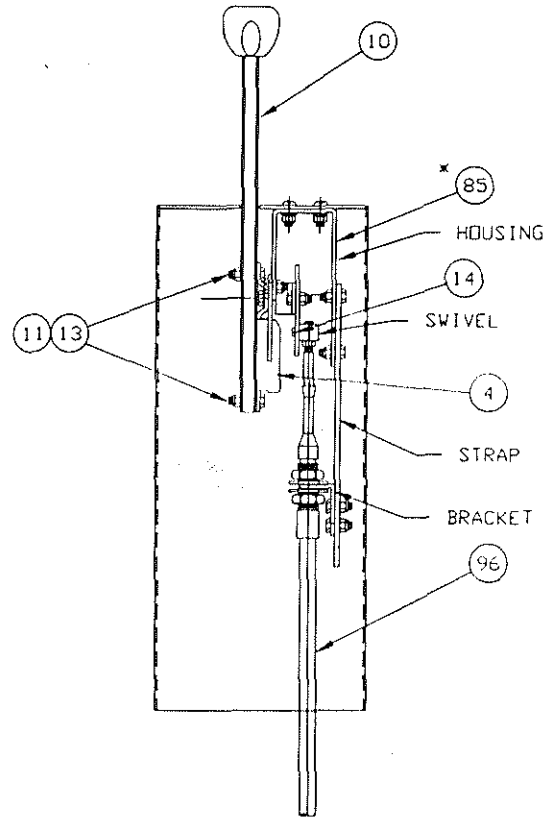
90961

E.N. NO.

BRAKE COMPONENTS ON CENTER  
CONSOLE INSIDE CAB.  
WIRE ITEM 76 AND 77 PER 24V  
ELECTRICAL SCHEMATIC.



VIEW A



INSTALL ITEM 17  
AROUND HOLE IN S/S  
FOR CABLE INSTL.

\* ITEM 085 CONTAINS HOUSING,  
SWIVEL, STRAP AND BRACKET.

THIS DOCUMENT CONTAINS INFORMATION PROPRIETARY TO  
UNIT RIG, A DIVISION OF TEREX CORPORATION. IT SHALL NOT BE  
REPRODUCED, USED OR DISCLOSED TO ANYONE WITHOUT PRIOR  
WRITTEN PERMISSION OF UNIT RIG.  
COPYRIGHT DATE

Robinson  
NIELSEN  
ELLIS

90961  
E.N. NO.



HYDRAULIC BRAKE  
ASSEMBLY

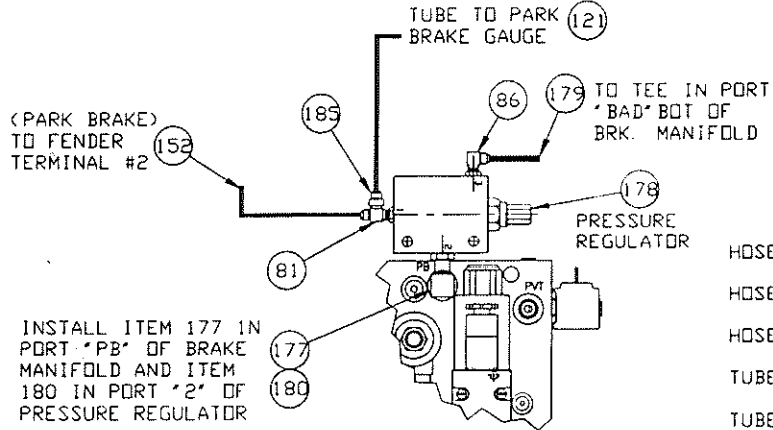
PAGE 2 OF 11

A85184

A85184

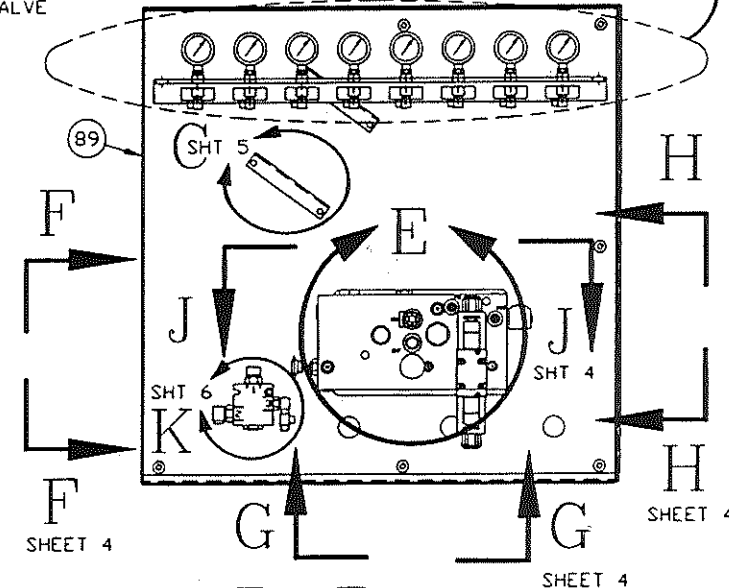
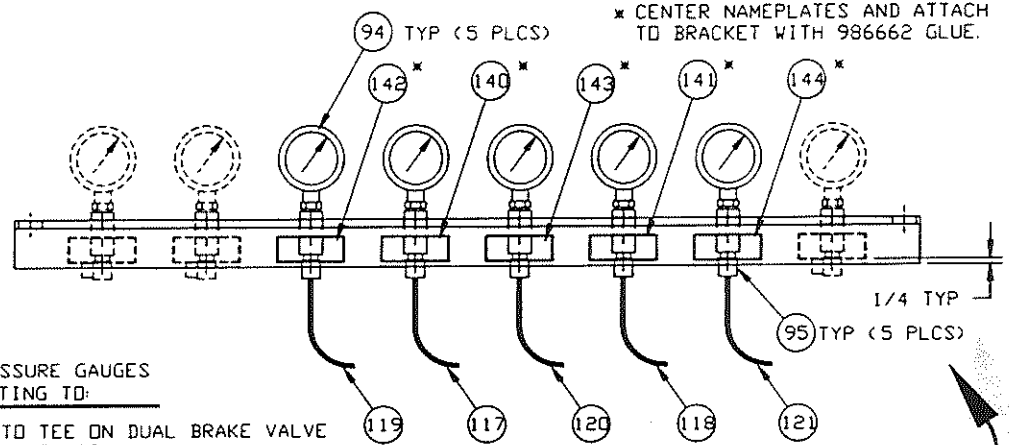
NOTE: IF SOLENOIDS ARE REPOSITIONED OR REMOVED, RETORQUE TO 4-6 FT-LBS. IF CARTRIDGES ARE REMOVED, RETORQUE TO 84179A-Z SPECIFICATIONS.

WIRE SOLENOID VALVES PER 24V ELECTRICAL SCHEMATIC



**PRESSURE GAUGES ROUTING TO:**

- HOSE 117 - TO TEE ON DUAL BRAKE VALVE PORT 'B2'
- HOSE 118 - TO TEE ON DUAL BRAKE VALVE PORT 'B1'
- HOSE 119 - TUBE TO LOADING BRAKE SHUTTLE TEE PORT 'OUT'
- TUBE 120 - TUBE TO BRAKE MANIFOLD PORT 'TSS'
- TUBE 121 - TUBE TO BRAKE MANIFOLD PORT 'TSP'



**VIEW P-P**  
HYDRAULIC CABINET

APPLY AUTO SOLENOID (OPTIONAL)

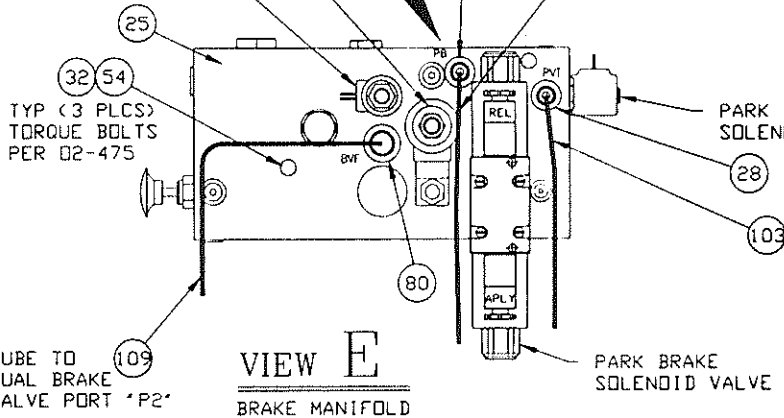
LOADING BRAKE SOLENOID

PARK BRAKE, TO FENDER TERMINAL #2 (152)

PARK BRAKE SHUT-OFF SOLENOID VALVE (28)

FROM BRAKE PILOT VALVE PORT 'T', THRU TUBING UNDER CAB (109)

PARK BRAKE SOLENOID VALVE



**TORQUE ALL FITTINGS AND SPLIT FLANGE CONNECTIONS TO TORQUE SPECIFICATION HYDRAULIC FITTINGS 02-579.**



**HYDRAULIC BRAKE ASSEMBLY**

PAGE 3 OF 11

A85184

THIS DOCUMENT CONTAINS INFORMATION PROPRIETARY TO UNIT RIG, A DIVISION OF TEREX CORPORATION. IT SHALL NOT BE REPRODUCED, USED, OR DISCLOSED TO ANYONE WITHOUT PRIOR WRITTEN PERMISSION OF UNIT RIG. COPYRIGHT DATE

Robinson  
NIELSEN  
ELLIS

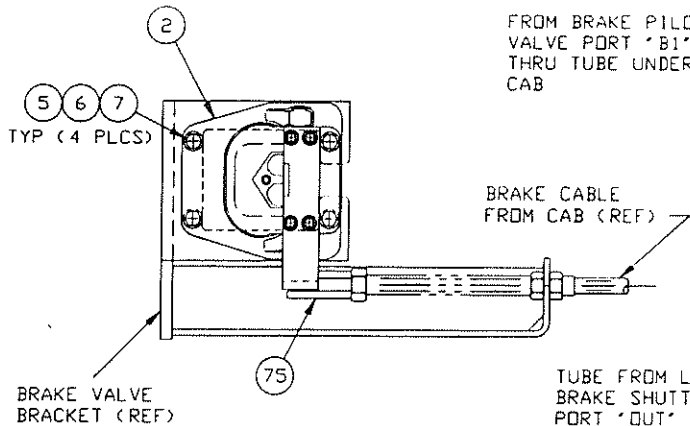
90961  
E.N. NO.



THIS DOCUMENT CONTAINS INFORMATION PROPRIETARY TO  
 UNIT RIG, A DIVISION OF TEREX CORPORATION. IT SHALL NOT BE  
 REPRODUCED, USED OR DISCLOSED TO ANYONE WITHOUT PRIOR  
 WRITTEN PERMISSION OF UNIT RIG.  
 COPYRIGHT DATE

A85184

**TORQUE ALL FITTINGS AND SPLIT FLANGE CONNECTIONS TO TORQUE SPECIFICATION HYDRAULIC FITTINGS 02-579.**



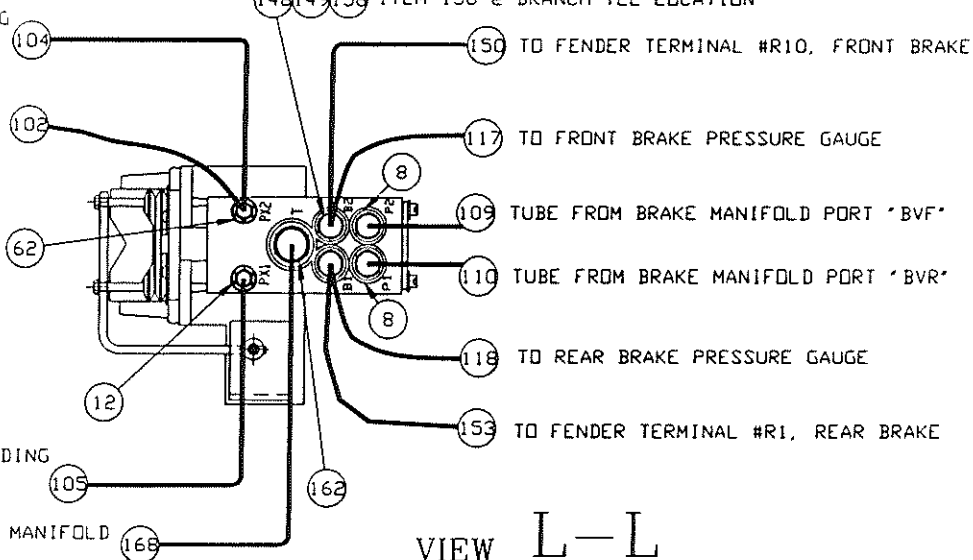
TUBE FROM LOADING BRAKE SHUTTLE PORT 'IN 1'

FROM BRAKE PILOT VALVE PORT 'B1', THRU TUBE UNDER CAB

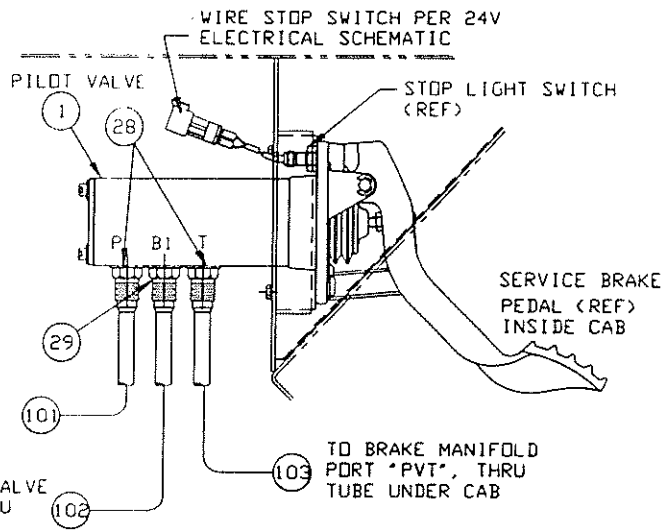
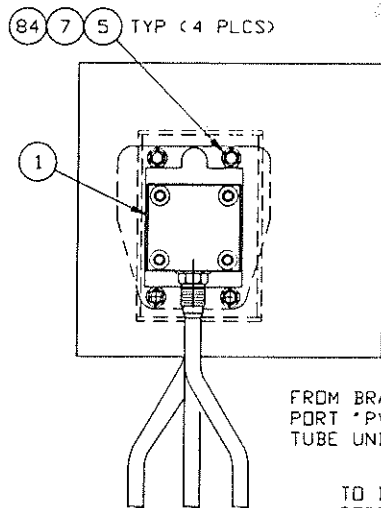
TUBE FROM LOADING BRAKE SHUTTLE PORT 'OUT'

TUBE TO BRAKE MANIFOLD PORT 'BR'

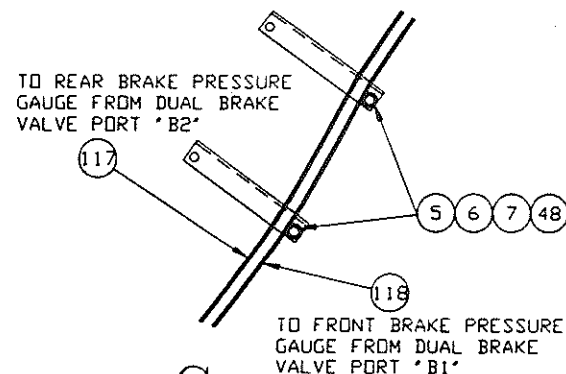
(B1 & B2)  
148 149 156 ITEM 156 @ BRANCH TEE LOCATION



**VIEW L-L**  
DUAL BRAKE VALVE



**SEC B-B**



**VIEW C**  
INSIDE REAR OF HYDRAULIC CABINET



**HYDRAULIC BRAKE ASSEMBLY**

PAGE 5 OF 11

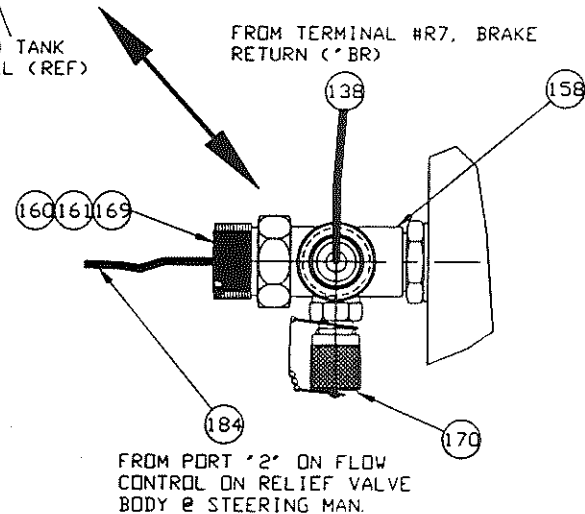
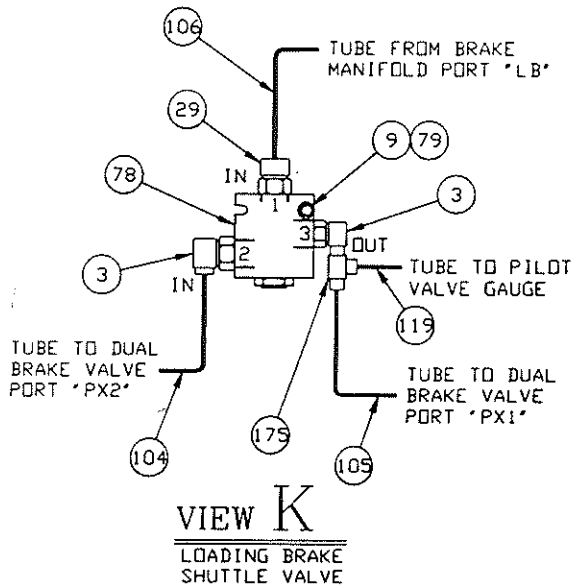
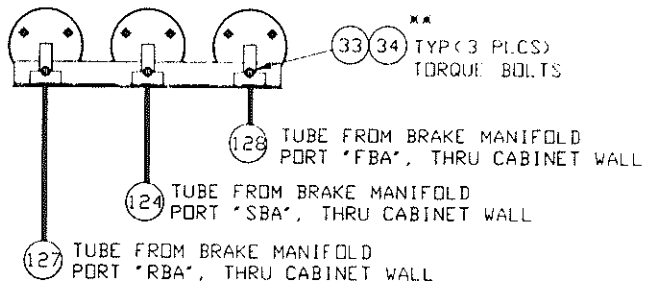
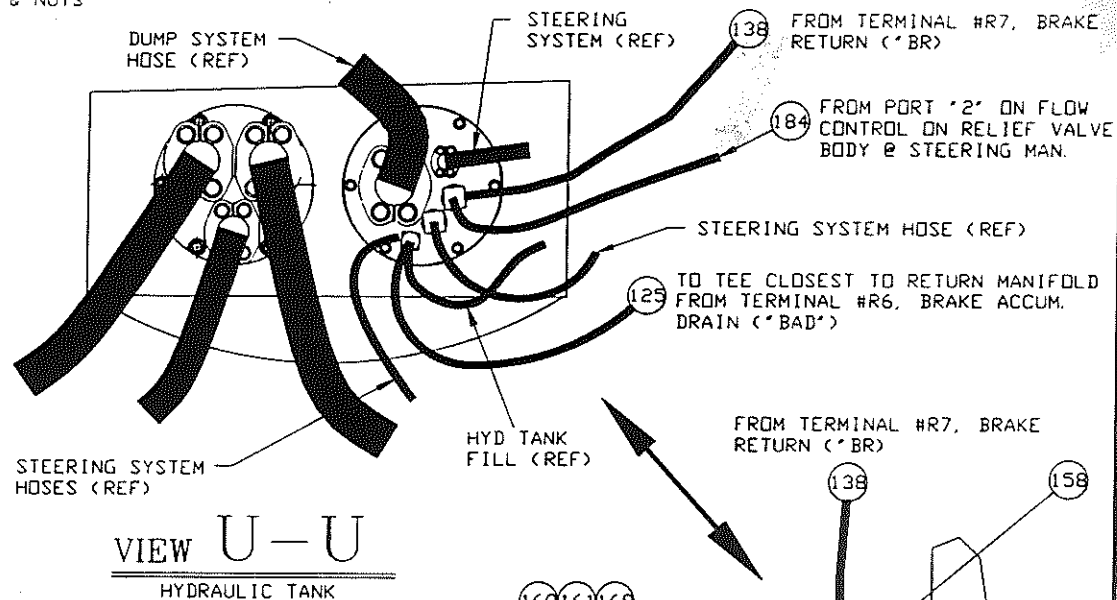
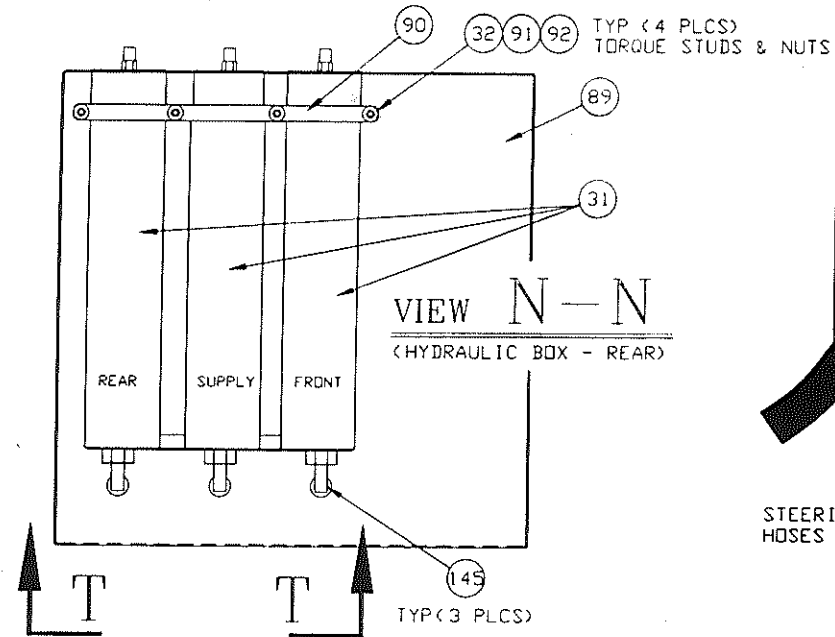
A85184

Robinson  
NIELSEN  
ELLIS

90961

E.N. NO.

THIS DOCUMENT CONTAINS INFORMATION PROPRIETARY TO UNIT RIG, A DIVISION OF TEREX CORPORATION. IT SHALL NOT BE REPRODUCED, USED OR DISCLOSED TO ANYONE WITHOUT PRIOR WRITTEN PERMISSION OF UNIT RIG. COPYRIGHT DATE



\*\* NOTE: USE ITEMS 33 & 34 TO INSTALL ACCUMULATORS TO BOTTOM BRACKET.

TORQUE ALL FITTINGS AND SPLIT FLANGE CONNECTIONS TO TORQUE SPECIFICATION HYDRAULIC FITTINGS 02-579.



HYDRAULIC BRAKE ASSEMBLY

PAGE 6 OF 11

A85184

# VIEW EE-EE

BRAKE SUPPLY, FROM STEERING MANIFOLD 'BRK' PORT TO FENDER TERMINAL #R9

PARK BRAKE, TO AXLE BOX FROM FENDER TERMINAL #R2

REAR SERVICE BRAKE, TO AXLE BOX FROM FENDER TERMINAL #R1

AUTO LUBE (REF)

STEERING SYSTEM HOSES (REF)

DUMP SYSTEM HOSES (REF)

TO END OF TEE FROM FLOW CONTROL PORT '2'

DUMP SYSTEM HOSE (REF)

STEERING SYSTEM HOSES (REF)

BRAKE RETURN ('BR') TO HYDR TANK FROM FENDER TERMINAL #R7

BRAKE ACCUM. DRAIN ('BAD') TO HYDR TANK INLET FROM FENDER TERMINAL #R6

AUTO LUBE (REF)

FRONT SERVICE BRAKE, TO FRONT AXLE FROM FENDER TERMINAL #R10

## HYDRAULIC BRAKE ASSEMBLY

PAGE 7 OF 11

A85184



CAD 314-2

THIS DOCUMENT CONTAINS INFORMATION PROPRIETARY TO UNIT RIG, A DIVISION OF TEREX CORPORATION. IT SHALL NOT BE REPRODUCED, USED OR DISCLOSED TO ANYONE WITHOUT PRIOR WRITTEN PERMISSION OF UNIT RIG. COPYRIGHT DATE

Robinson  
NIELSEN  
ELLIS

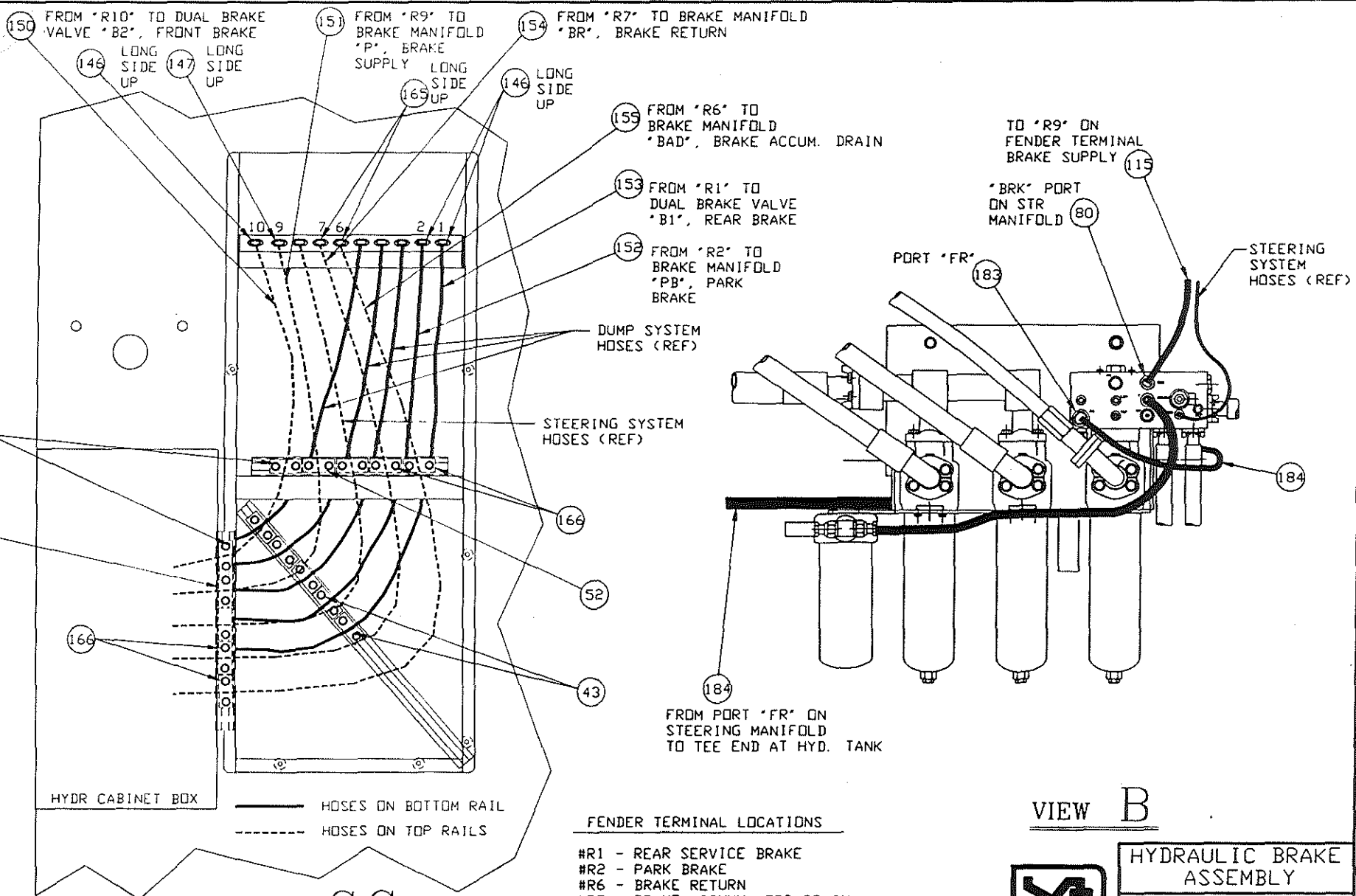
90961  
E.N. NO.

85184

THIS DOCUMENT CONTAINS INFORMATION PROPRIETARY TO UNIT RIG, A DIVISION OF TEREX CORPORATION. IT SHALL NOT BE REPRODUCED, USED OR DISCLOSED TO ANYONE WITHOUT PRIOR WRITTEN PERMISSION OF UNIT RIG. COPYRIGHT DATE

Robinson  
NIELSEN  
ELLIS

90961  
E.N. NO.



VIEW CC

VIEW B

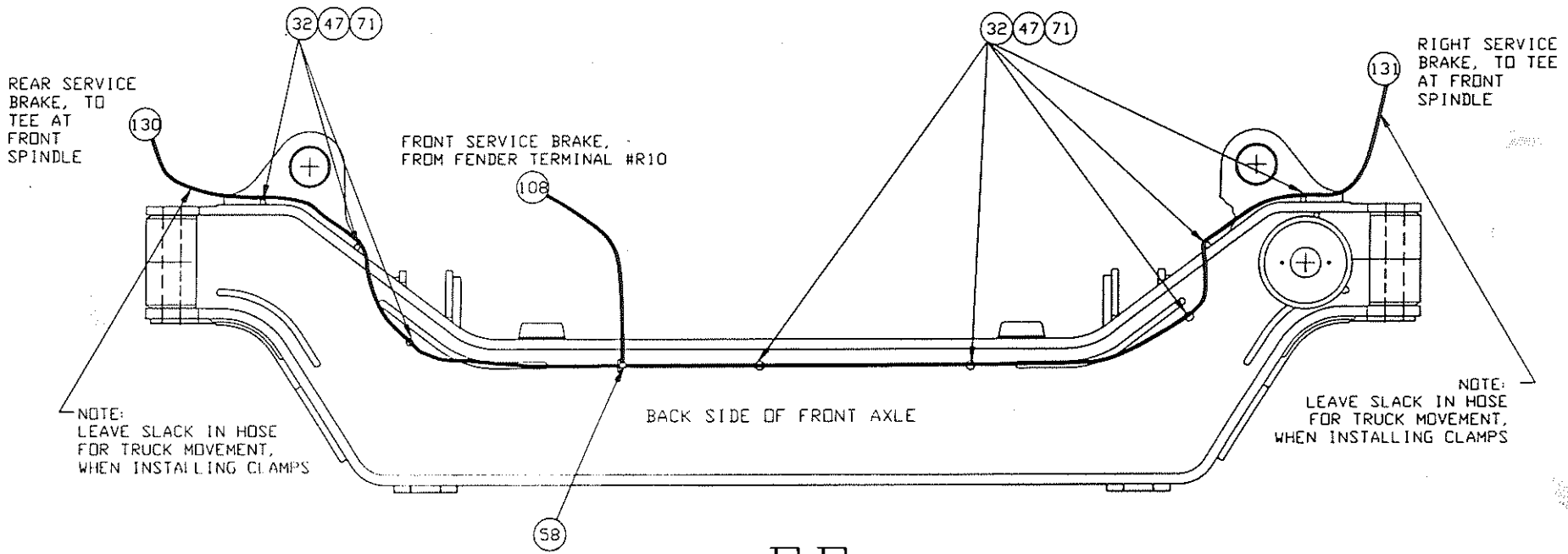
- FENDER TERMINAL LOCATIONS
- #R1 - REAR SERVICE BRAKE
  - #R2 - PARK BRAKE
  - #R6 - BRAKE RETURN
  - #R7 - BRAKE ACCUMULATOR DRAIN
  - #R9 - BRAKE SUPPLY
  - #R10 - FRONT SERVICE BRAKE



A85184

TORQUE ALL FITTINGS AND SPLIT FLANGE CONNECTIONS TO TORQUE SPECIFICATION HYDRAULIC FITTINGS 02-579.

THIS DOCUMENT CONTAINS INFORMATION PROPRIETARY TO UNIT RIG, A DIVISION OF TEREX CORPORATION. IT SHALL NOT BE REPRODUCED, USED OR DISCLOSED TO ANYONE WITHOUT PRIOR WRITTEN PERMISSION OF UNIT RIG. COPYRIGHT DATE



VIEW FF

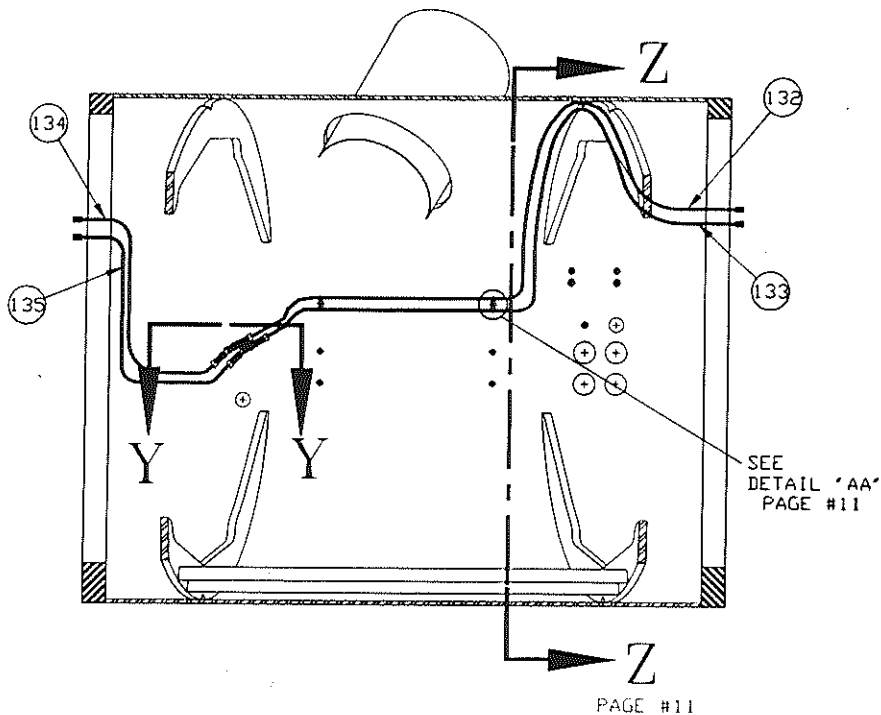
Robinson  
NIELSEN  
ELLIS

90961  
E.N. NO.



HYDRAULIC BRAKE ASSEMBLY
PAGE 9 OF 11
A85184

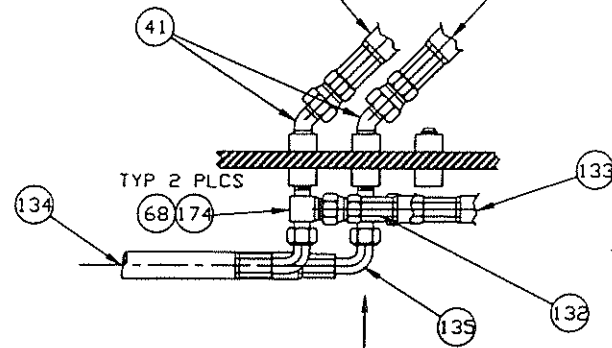
THIS DOCUMENT CONTAINS INFORMATION PROPRIETARY TO UNIT RIG, A DIVISION OF TEREX CORPORATION. IT SHALL NOT BE REPRODUCED, USED OR DISCLOSED TO ANYONE WITHOUT PRIOR WRITTEN PERMISSION OF UNIT RIG. COPYRIGHT DATE



PAGE #11

PARK BRAKE, FROM FENDER TERMINAL #R2 (137)

REAR SERVICE BRAKE, FROM FENDER TERMINAL #R1 (136)



VIEW Y-Y

LEFT PARK BRAKE, TO TOP BRAKE TUBE ON WHEEL MOTOR (134)

RIGHT PARK BRAKE, TO TOP BRAKE TUBE ON WHEEL MOTOR (132)

RIGHT REAR SERVICE BRAKE, TO SECOND DOWN TUBE ON WHEEL MOTOR (133)

LEFT REAR SERVICE BRAKE, TO SECOND DOWN TUBE ON WHEEL MOTOR (135)



REAR SERVICE BRAKE, FROM FENDER TERMINAL #R1 (136)

PARK BRAKE, FROM FENDER TERMINAL #R2 (137)

VIEW X-X

**TORQUE ALL FITTINGS AND SPLIT FLANGE CONNECTIONS TO TORQUE SPECIFICATION HYDRAULIC FITTINGS 02-579.**



HYDRAULIC BRAKE ASSEMBLY

PAGE 10 OF 11

AB5184

CAD 5/4

Robinson  
ENG APP  
NIELSEN  
REL CR  
ELLIS

90961

E.N. NO.

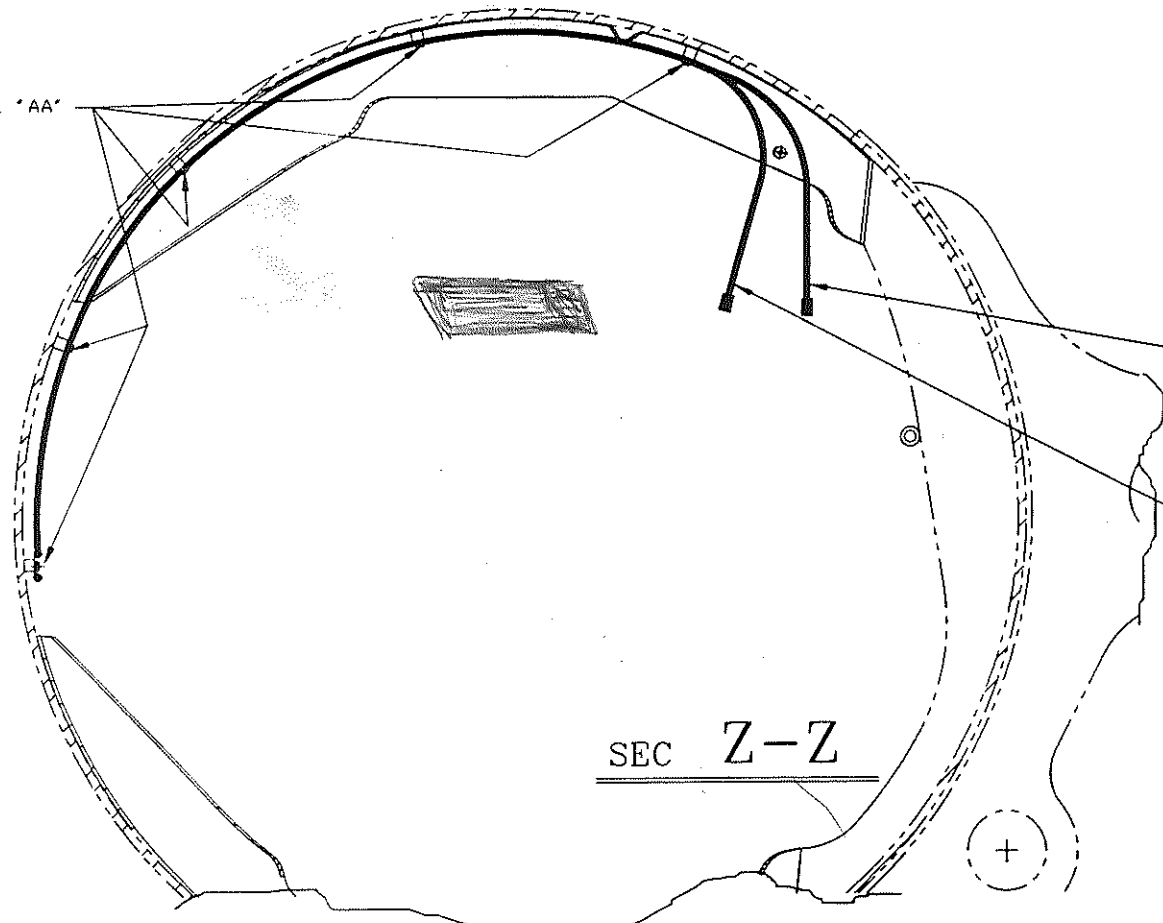
THIS DOCUMENT CONTAINS INFORMATION PROPRIETARY TO UNIT RIG, A DIVISION OF TEDEX CORPORATION. IT SHALL NOT BE REPRODUCED, USED OR DISCLOSED TO ANYONE WITHOUT PRIOR WRITTEN PERMISSION OF UNIT RIG. COPYRIGHT DATE

Robinson  
ENG. APP.  
NIELSEN  
REC. EN.  
ELLIS

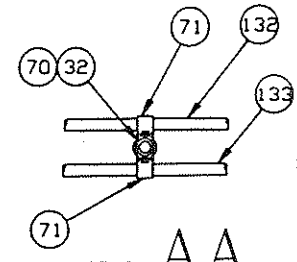
90961  
E.N. NO.

TORQUE ALL FITTINGS AND SPLIT FLANGE CONNECTIONS TO TORQUE SPECIFICATION HYDRAULIC FITTINGS 02-579.

SEE DETAIL "AA"



SEC Z-Z



DETAIL AA  
TYP. 6 PLACES

132 RIGHT PARK BRAKE, TO TOP BRAKE TUBE ON WHEEL MOTOR

133 RIGHT REAR SERVICE BRAKE, TO SECOND TUBE DOWN ON WHEEL MOTOR



A85184A

THIS DOCUMENT CONTAINS INFORMATION PROPRIETARY TO  
UNIT RIG, A DIVISION OF TEREX CORPORATION. IT SHALL NOT BE  
REPRODUCED, USED OR DISCLOSED TO ANYONE WITHOUT PRIOR  
WRITTEN PERMISSION OF UNIT RIG.

ADVERT

© COPYRIGHT DATE

DR.

Robinson

ENG. APP.

NIELSEN

REL. CK.

ELLIS

ITM	QTY PER ASSY	COMPONENT	DESCRIPTION
1	1.00	55294	VALVE, BRAKE - SINGLE
2	1.00	83954A	VALVE, BRKE (83954A-Z) 1400 & 2400 PSI
3	2.00	53363-0406	ADPTR-90 ORS/O-RING #4 ORS X #6 O-RING
4	1.00	55319	LEVER-CONTROL
5	13.00	10535	CAPSCR, HX, 5/16-18NC X 1-1/4 GR 5
5	4.00	10535	CAPSCR, HX, 5/16-18NC X 1-1/4 GR 5
6	13.00	10179	WSHR, LK, HELI, 5/16 X .586 OD
7	13.00	17410	NUT-HEX, FLXLC 5/16-18 FLEXLOC 21FAF-518
7	4.00	17410	NUT-HEX, FLXLC 5/16-18 FLEXLOC 21FAF-518
8	6.00	53360-0808	ADAPTER, STRAIGHT #8 ORS, MALE X #8 O-RING, MALE
9	1.00	10178	WSHR, LK, HELI, 1/4 X .489 OD
10	1.00	53856	INPUT LEVER
11	2.00	52158	CAPSCR. HX. 1/4-20NC X 1 GR 8
12	3.00	53360-0404	ADAPTER, STRAIGHT #4 ORS, MALE X #4 O-RING, MALE
13	2.00	15675	NUT-HX, CRNLK 1/4-20NC STD GR B
14	1.00	10480	PIN COTTER 1/16 X 3/4, 5/64 DRL
15	4.00	10162	WSHR, FL, 1/4 X 0.625 OD
16	4.00	53932	SCR, MACH, TRH, 1/4-20NC X 3/4 GR2 BLK OXIDE
17	12.00	25769	MOULDING BULK WELT COLOR = BLACK
18	4.00	986412	WSHR, LK, TOTH, 1/4" X 1/4" INTERNAL TOOTH WASHER
19	4.00	52351	NUT, HX, 1/4-20NC STL GR 5
25	1.00	84767A	MANIFOLD ASSY - BRAKE W/O AUTO APPLY
26	1.00	84657F	SWITCH, PRESS 2100DECR
28	2.00	53360-0606	ADAPTER-STR ORS/ORING #6 ORS, MALE X #6 O-RING, MALE

90961

E.N. NO.

SEE SERVICE PARTS



CAD™

HYDRAULIC BRAKE ASS.

SHEET 1 OF 6

ASSY.

NO. A85184A

A85184A

THIS DOCUMENT CONTAINS INFORMATION PROPRIETARY TO  
UNIT RIG DIVISION OF TEREX CORPORATION. IT SHALL NOT BE  
REPRODUCED, USED OR DISCLOSED TO ANYONE WITHOUT PRIOR  
WRITTEN PERMISSION OF UNIT RIG.  
© COPYRIGHT DATE

DR.

ENG. APP.

REL. CK.

90961

E.N. NO.

ITM	QTY PER ASSY	COMPONENT	DESCRIPTION
115	1.00	84315C-118	HOSE ASSY FC310-08 118" LG W/FJ9891 FTGS
117	1.00	84317A-035	HOSE ASSY FC310-04 35" LG W/FJ9891 & FJ9893 FTGS
118	1.00	84303A-040	HOSE ASSY FC211-04 40" LG W/ FJ9891 & FJ9893 FTGS
119	1.00	84380A	TUBE ASSY, HYDRAULIC
120	1.00	84377C	TUBE ASSY, HYDRAULIC
121	1.00	84377K	TUBE ASSY, HYDRAULIC
124	1.00	84385H	TUBE ASSY, HYDRAULIC
125	1.00	84303F-169	HOSE ASSY FC211-12
127	1.00	84385E	TUBE ASSY, HYDRAULIC
128	1.00	84385F	TUBE ASSY, HYDRAULIC
130	1.00	84315B-097	HOSE ASSY FC310-06 97" LG W/FJ9891 FTGS
131	1.00	84315B-161	HOSE ASSY FC310-06 161" LG W/FJ9891 FTGS
132	1.00	84659B-128	HOSE ASSY FC310-06 128" LG W/FJ9891 & FJ9122 FTGS
133	1.00	84659B-128	HOSE ASSY FC310-06 128" LG W/FJ9891 & FJ9122 FTGS
134	1.00	84661B-036	HOSE ASSY FC310-06 36" LG W/ FJ9893 & FJ9122 FTGS
135	1.00	84661B-036	HOSE ASSY FC310-06 36" LG W/ FJ9893 & FJ9122 FTGS
136	1.00	84301B-260	HOSE ASSY FC211-06 260" LG W/FJ9891 FTGS
137	1.00	84315B-263	HOSE ASSY FC310-06 263" LG W/FJ9891 FTGS
138	1.00	84303F-169	HOSE ASSY FC211-12
140	1.00	83216M	NAMEPLATE (DWG A-Z) FRONT BRAKE PRESSURE GAUGE
141	1.00	83216N	NAMEPLATE (DWG A-Z) REAR BRAKE PRESSURE GAUGE
142	1.00	83216Y	NAMEPLATE (DWG A-Z) BRAKE CONTROL PILOT VALVE
143	1.00	83216S	NAMEPLATE (DWG A-Z) BRAKE SUP ACCUMLTR PRESSURE GAUGE



HYDRAULIC BRAKE ASSY.

---

SHEET 4 OF 6

A85184A

THIS DOCUMENT CONTAINS INFORMATION PROPRIETARY TO  
 UNIT RIG, A DIVISION OF TEREX CORPORATION. IT SHALL NOT BE  
 REPRODUCED, USED OR DISCLOSED TO ANYONE WITHOUT PRIOR  
 WRITTEN PERMISSION OF UNIT RIG.

A85184A

AVERT

© COPYRIGHT DATE

DR.  
 ENG. APP.  
 REL. CK.  
 90961  
 E.N. NO.

ITM	QTY PER ASSY	COMPONENT	DESCRIPTION
144	1.00	83216P	NAMEPLATE (DWG A-Z) PARK BRAKE
145	3.00	53364-0808	PRESSURE GAUGE ADPTR-90, LG ORS/ORING #8 ORS, MALE X
146	3.00	53380-0606	ADAPTER, BULKHEAD, STR #6 ORS, MALE X #6 ORS, MALE
147	1.00	53380-0808	ADAPTER, BULKHD, STR #8 ORS, MALE X #8 ORS, MALE
148	2.00	53379-0606	ADAPTER, TEE #6 ORS, FEMALE RUN X #6 ORS, MALE
149	2.00	53360-0608	ADAPTER, STRAIGHT #6 ORS, MALE X #8 O-RING, MALE
150	1.00	84315B-064	HOSE ASSY FC310-06 64" LG W/FJ9891 FTGS
151	1.00	84315C-060	HOSE ASSY FC310-08 60" LG W/FJ9891 FTGS
152	1.00	84317B-066	HOSE ASSY FC310-06 66" DAL W/FJ9891-0606 & FJ9893-0606 FTGS
153	1.00	84301B-072	HOSE ASSY FC211-06 72" LG W/FJ9891 FTGS
154	1.00	84301F-067	HOSE ASSY FC211-12 67" LG W/ FJ9891 FTGS
155	1.00	84301F-074	HOSE ASSY FC211-12 74" LG W/ FJ9891 FTGS
156	2.00	53373-0406	ADAPTER-STR REDUCER #4 ORS, MALE X #6 ORS, FEMALE
157	3.00	27661	PLUG, #4 O-RING BOSS
158	1.00	84755B	FITTING-VENTURI
159	2.00	55652	COUPLING-TEST
160	1.00	986270	O-RING
161	1.00	916359	O'RING-90 DURD
162	1.00	53360-1212	ADAPTER, STRAIGHT #12 ORS, MALE X #12 O-RING, MALE
163	1.00	22745	PLUG, #8 O-RING BOSS
164	3.00	53379-1212	ADAPTER-TEE (RUN) #12 ORS FEMALE RUN X #12 ORS, MALE
165	2.00	53380-1212	BULKHEAD-STR ORS/ORIS #12 ORS X #12 ORS
166	11.00	84211G	CLAMP SUPPORT ASSY 1.05 ID

\*SEE SERVICE PARTS



HYDRAULIC BRAKE ASS  
 SHEET 5 OF 6  
 A85184A

A85184A

THIS DOCUMENT CONTAINS INFORMATION PROPRIETARY TO  
 UNIT RIG DIVISION OF TEREX CORPORATION. IT SHALL NOT BE  
 REPRODUCED, USED OR DISCLOSED TO ANYONE WITHOUT PRIOR  
 WRITTEN PERMISSION OF UNIT RIG.  
 © COPYRIGHT DATE

ALVCR

ITM	QTY PER ASSY	COMPONENT	DESCRIPTION
28	2.00	53360-0606	ADAPTER-STR ORS/ORING #6 ORS, MALE X #6 O-RING, MALE
29	1.00	53360-0406	ADAPTER, STRAIGHT #4 ORS, MALE X #6 O-RING, MALE
29	1.00	53360-0406	ADAPTER, STRAIGHT #4 ORS, MALE X #6 O-RING, MALE
31	3.00 *	56297 *	ACCUM-PISTON, 1 GAL
32	7.00	10164	WSHR, FL, 3/8 X 1.000 OD
32	8.00	10164	WSHR, FL, 3/8 X 1.000 OD
32	6.00	10164	WSHR, FL, 3/8 X 1.000 OD
33	3.00	28911	CAPSCR, HX, 1/2-20NF X 7/8 GR 5
34	3.00	22465	WSHR, FL, 1/2
35	1.00	84657C	SWITCH, PRESS 1500 INC
41	2.00	53362-0608	ADAPTER - 45 DEG #6 ORS, MALE X #8 O-RING, MALE
43	4.00 *	84211C *	CLAMP-SUPPORT ASSY .675 ID
43	18.00 *	84211C *	CLAMP-SUPPORT ASSY .675 ID
47	8.00	10012	CAPSCR, HX, 3/8-16NC X 1 GR 5
48	2.00	17142	CLAMP-CUSHION 1-1/16
52	2.00 *	84211E *	CLAMP-SUPPORT ASSY .75 ID
52	3.00 *	84211E *	CLAMP-SUPPORT ASSY .75 ID
54	3.00	10584	CAPSCR, HX, 3/8-16NC X 6-1/2 GR 5
58	1.00	53386-0606	ADAPTER, BHD RUN TEE #6 ORS, BULKHEAD RUN X #6 ORS, MALE
62	1.00	53366-0404	ADAPTER, TEE #4 ORS, MALE X #4 O-RING, MALE RUN
68	2.00	53366-0606	ADAPTER, TEE #6 ORS, MALE X #6 O-RING, MALE RUN
70	6.00	10011	CAPSCR, HX, 3/8-16NC X 3/4 GR 5
71	8.00	18902	CLAMP-CUSHION 1/2 1/2" ID

DR.

ENG. APP.

REL. CK.

90961

E.N. NO.

\*SEE SERVICE PARTS



HYDRAULIC BRAKE ASSY.

SHEET 2 OF 6

ASSY.  
NO. A85184A

THIS DOCUMENT CONTAINS INFORMATION PROPRIETARY TO UNIT RIG, A DIVISION OF TEREX CORPORATION. IT SHALL NOT BE REPRODUCED, USED OR DISCLOSED TO ANYONE WITHOUT PRIOR WRITTEN PERMISSION OF UNIT RIG.

A85184A

AVERS

© COPYRIGHT DATE

DR.

ENG. APP.

REL. CK.

90961

E.N. NO.

ITM	QTY PER ASSY	COMPONENT	DESCRIPTION
71	12.00	18902	CLAMP-CUSHION 1/2 1/2" ID
75	1.00	29081	CLEVIS-CONTROL CABLE
76	1.00	53904	SWITCH, PUSHBUTTON
77	1.00	83553M	PLATE, SWITCH, LOAD BRK
78	1.00	56152	VALVE, SHUTTLE
79	1.00	10004	CAPSCR, HX, 1/4-20NC X 1-3/4 GR 5
80	2.00	53363-0808	ADAPTER, 90 DEG #8 ORS, MALE X #8 O-RING, MALE
80	1.00	53363-0808	ADAPTER, 90 DEG #8 ORS, MALE X #8 O-RING, MALE
81	2.00	53366-0606	ADAPTER, TEE #6 ORS, MALE X #6 O-RING, MALE RUN
84	7.00	10163	WSHR, FL, 5/16 X .687 OD
84	4.00	10163	WSHR, FL, 5/16 X .687 OD
85	1.00	53855	MOUNTING KIT
86	1.00	53363-0406	ADPTR-90 ORS/O-RING #4 ORS X #6 O-RING
89	1.00	83214C	HYDR COMPONENT BOX W/ WIRE-WAY
90	1.00	84241E	BRACKET-ACCUMULATOR
91	4.00	79022F	ROD, ALL THD, 3/8-16NC X 6 1/4 LG.
92	4.00	17413	NUT-HEX, FLXLC 3/8-16
94	5.00	20081	GAUGE-PRESS, OIL, MECH 0-5000 PSI
95	5.00	53369-0404	ADAPTER, 90 DEG #4 ORS, MALE X 1/4 NPT MALE
96	1.00	55912	CABLE-CONTROL
101	1.00	84315B-119	HOSE ASSY FC310-06 119" LG W/FJ9891 FTGS
102	1.00	84301A-126	HOSE ASSY FC211-04 126" LG W/FJ9891 FTGS
103	1.00	84303B-112	HOSE ASSY FC211-06 112" LG W/FJ9891 & FJ9893 FTGS
104	1.00	85079Z	TUBE ASSY, HYDR 1/4"
105	1.00	84380B	TUBE ASSY, HYDRAULIC
106	1.00	85191A	TUBE ASSY, HYDR 1/4"
108	1.00	84315B-183	HOSE ASSY FC310-06 183" LG W/FJ9891 FTGS
109	1.00	84385B	TUBE ASSY, HYDRAULIC
110	1.00	84385C	TUBE ASSY, HYDRAULIC

\*SEE SERVICE PARTS



HYDRAULIC BRAKE ASSY

SHEET 3 OF 6

A85184A

A85184A

THIS DOCUMENT CONTAINS INFORMATION PROPRIETARY TO  
UNIT RIG DIVISION OF TEREX CORPORATION. IT SHALL NOT BE  
REPRODUCED, USED OR DISCLOSED TO ANYONE WITHOUT PRIOR  
WRITTEN PERMISSION OF UNIT RIG.  
© COPYRIGHT DATE

DR.

ENG. APP.

REL. CK.

ITM	QTY PER ASSY	COMPONENT	DESCRIPTION
166	4.00	84211G	CLAMP SUPPORT ASSY 1.05 ID
167	2.00	53373-0412	ADAPTER-STR REDUCER #4 ORS MALE X #12 ORS FEMALE
168	1.00	84555G	TUBE ASSY, HYD - #12
169	1.00	84755C	FITTING-VENTURI
170	1.00	52612	COUPLING, QUICK
172	2.00	53360-1208	ADAPTER, STRAIGHT #12 ORS, MALE X #8 O-RING, MALE
173	1.00	53375-1212	ADAPTER, 90 DEG #12 ORS, FEMALE SWVL X #12 ORS, MALE
174	2.00	51486	ADAPTER, REDUCER #8 O-RING, MALE X #6 O-RING, FEMALE
175	2.00	53379-0404	ADAPTER, TEE ORS #4 ORS, FEMALE RUN X #4 ORS, MALE
177	1.00	53361-0606	ADPT-STR LG ORS/O-RNG #6 ORS X #6 O-RING
178	1.00	55981	VALVE-PRESS REDUCING 2900 PSI
179	1.00	84301A-024	HOSE ASSY FC211-04 24" LG W/FJ9891 FTGS
180	1.00	53383-0606	ADAPTER-90, ORS/O' RING #6 ORB MALE X #6 ORS FEMALE
183	1.00	53360-1212	ADAPTER, STRAIGHT #12 ORS, MALE X #12 O-RING, MALE
184	1.00	84303F-100	HOSE ASSY FC211-12 100" DAL W/FJ9891 & FJ9893 FTGS
185	1.00	53373-0406	ADAPTER-STR REDUCER #4 ORS, MALE X #6 ORS, FEMALE
199	1.00	A85184	DWG ONLY, BRK SYS ASS

MT4400, W/PISTON PUMP,  
W/O AUTO APPLY AND  
BRAKE DRAG. 1 GALLON  
TOBUL ACCUMULATORS,  
LOAD BRAKE, PARK  
BRAKE PRESSURE  
REDUCING, PARK BRAKE  
DETENTED VALVE AND  
ORS FITTINGS.  
ROCKWELL BRAKES

90961

E.N. NO.

\*SEE SERVICE PARTS



CAD™

HYDRAULIC BRAKE ASSY.

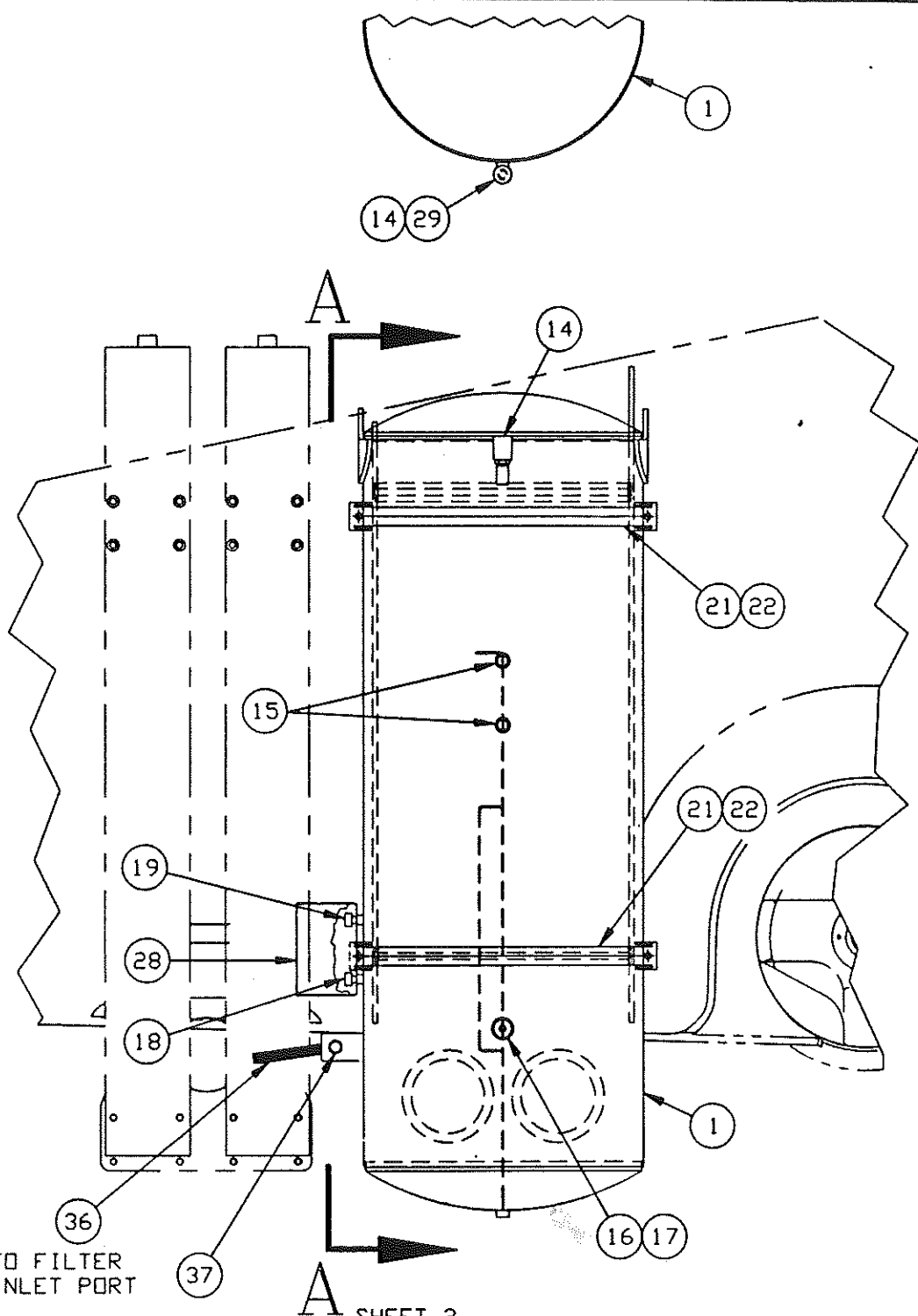
SHEET 6 OF 6

A85184A

A85185

THIS DOCUMENT CONTAINS INFORMATION PROPRIETARY TO UNIT RIG, A DIVISION OF TEREX CORPORATION. IT SHALL NOT BE REPRODUCED, USED OR DISCLOSED TO ANYONE WITHOUT PRIOR WRITTEN PERMISSION OF UNIT RIG. © COPYRIGHT DATE

Robinson  
ENG. ASSY.  
NIELSEN  
REC. CR.  
ELLIS



TO FILTER  
INLET PORT

A SHEET 2

HYDRAULIC TANK ASSY

SHEET 1 OF 4

A85185

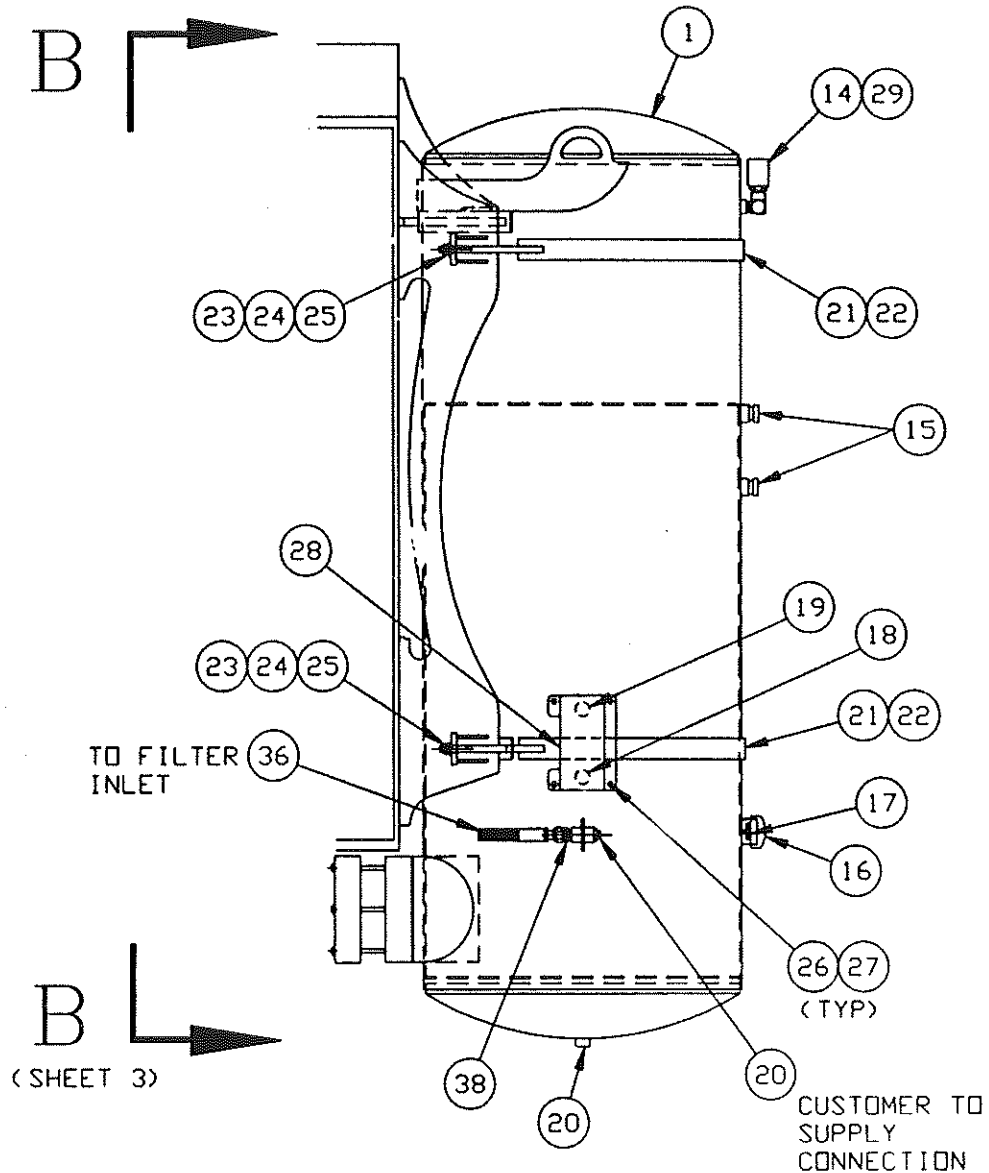
90993  
E.N. NO.

TORQUE ALL FITTINGS AND SPLIT FLANGE CONNECTIONS TO TORQUE SPECIFICATION HYDRAULIC FITTINGS 02-579.



A85185

THIS DOCUMENT CONTAINS INFORMATION PROPRIETARY TO UNIT RIG, A DIVISION OF TEREX CORPORATION. IT SHALL NOT BE REPRODUCED, USED OR DISCLOSED TO ANYONE WITHOUT PRIOR WRITTEN PERMISSION OF UNIT RIG.  
© COPYRIGHT DATE



B  
(SHEET 3)

VIEW A-A

HYDRAULIC TANK ASSY

SHEET 2 OF 4  
A85185

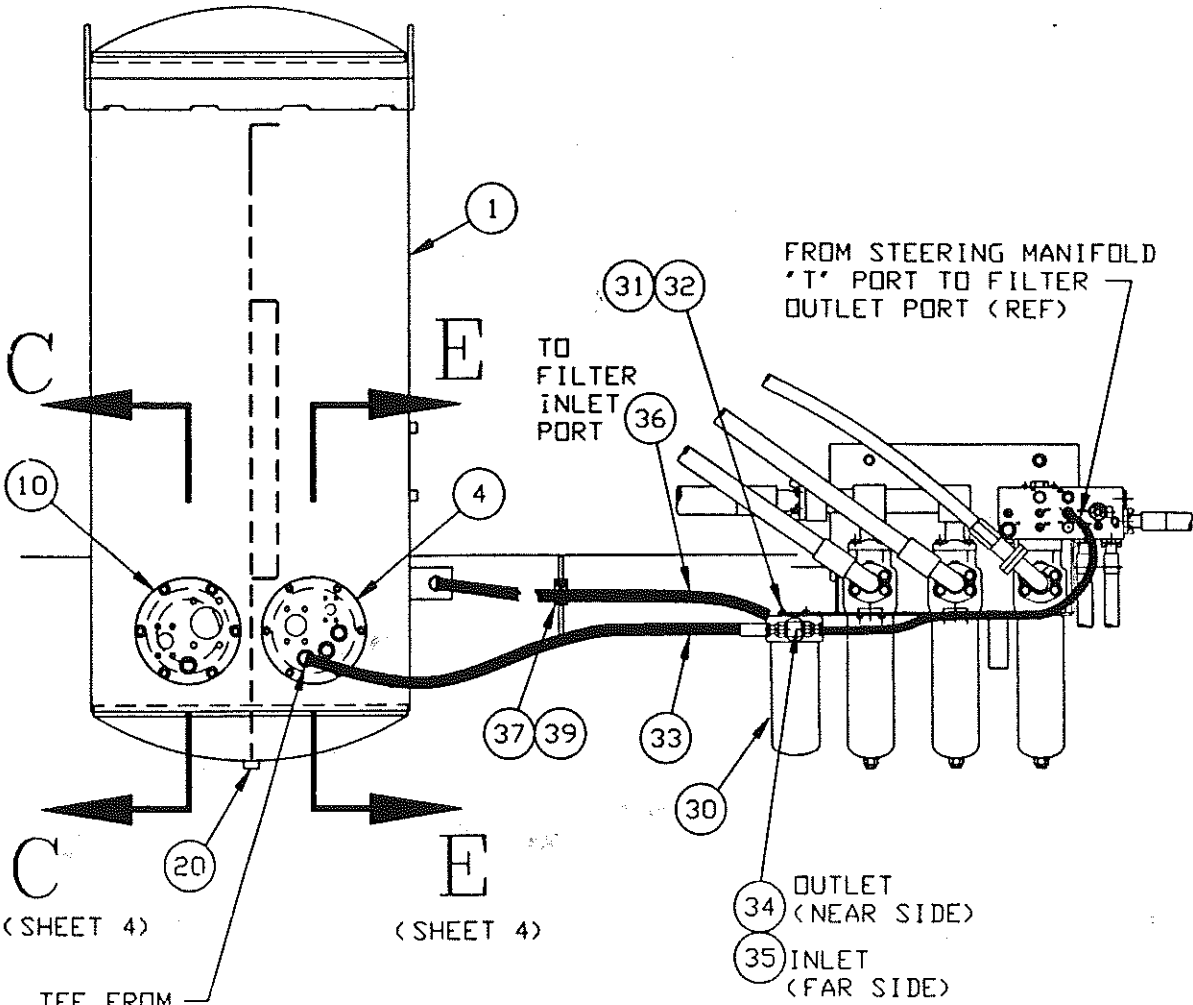
90993  
E.N. NO.

TORQUE ALL FITTINGS AND SPLIT FLANGE CONNECTIONS TO TORQUE SPECIFICATION HYDRAULIC FITTINGS 02-579.



A85185

THIS DOCUMENT CONTAINS INFORMATION PROPRIETARY TO UNIT RIG, A DIVISION OF TEREX CORPORATION. IT SHALL NOT BE REPRODUCED, USED OR DISCLOSED TO ANYONE WITHOUT PRIOR WRITTEN PERMISSION OF UNIT RIG.  
© COPYRIGHT DATE

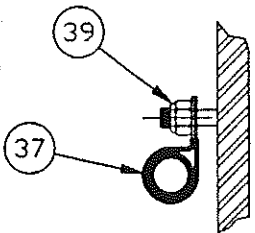


(SHEET 4)

(SHEET 4)

TEE FROM  
MANUAL POWER  
SUPPLY RETURN

### VIEW B-B



VIEW OF CLAMP ON GUSSET  
AT REAR SIDE OF ACCUM. BRKT.

90993  
E.N. NO.

TORQUE ALL FITTINGS AND SPLIT FLANGE CONNECTIONS TO TORQUE SPECIFICATION HYDRAULIC FITTINGS 02-579.



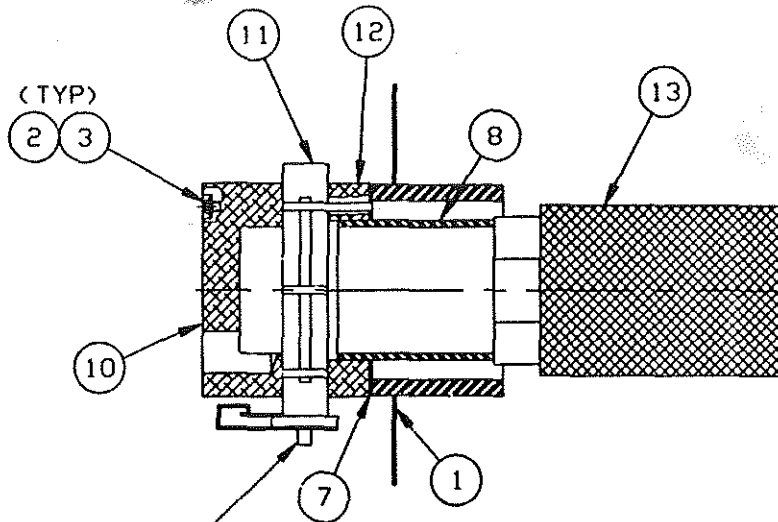
HYDRAULIC TANK ASSY

SHEET 3 OF 4

A85185

A85185

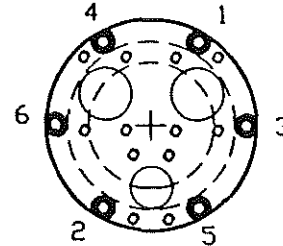
THIS DOCUMENT CONTAINS INFORMATION PROPRIETARY TO  
UNIT RIG, A DIVISION OF TEREX CORPORATION. IT SHALL NOT BE  
REPRODUCED, USED OR DISCLOSED TO ANYONE WITHOUT PRIOR  
WRITTEN PERMISSION OF UNIT RIG.  
© COPYRIGHT DATE



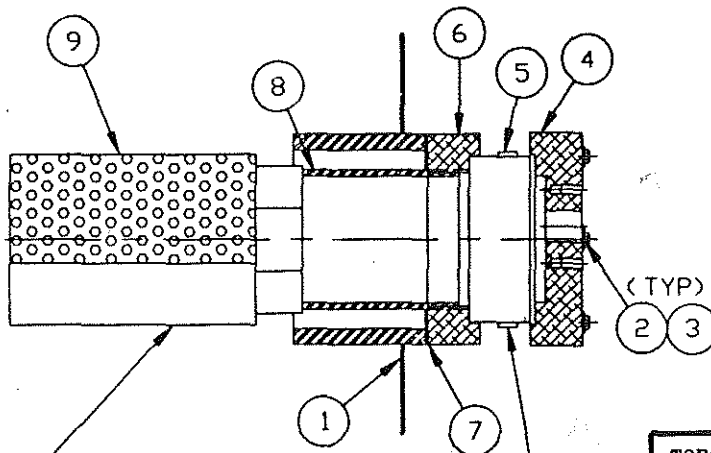
LOCATED VERTICAL ON BOTTOM

SEC C-C

OUTLET PORT



BOLT TIGHTENING SEQUENCE  
TYPICAL BOTH MANIFOLDS  
TIGHTEN BOLTS IN ORDER  
SHOWN TO 8, 15 &  
23 FT-LBS.



INSTALL DIFFUSER WITH  
OPEN AREA TOWARD OUTSIDE  
OF TANK.

SLOTTED SCREW HEADS  
LOCATED VERTICAL

SEC E-E

RETURN PORT

TORQUE ALL FITTINGS AND SPLIT FLANGE  
CONNECTIONS TO TORQUE SPECIFICATION  
HYDRAULIC FITTINGS 02-579.

HYDRAULIC TANK ASSY

SHEET 4 OF 4

A85185



CAD™

90993

E.N. NO.

A85185A

THIS DOCUMENT CONTAINS PROPRIETARY TO  
 UNIT RIG, A DIVISION OF TEREX CORPORATION. IT SHALL NOT BE  
 REPRODUCED, USED OR DISCLOSED TO ANYONE WITHOUT PRIOR  
 WRITTEN PERMISSION OF UNIT RIG.  
 © COPYRIGHT DATE

Robinson

NIELSEN

ELLIS

90993  
E.N. NO.

ITM	QTY PER ASSY	COMPONENT	DESCRIPTION
1	1.00	83769C	TANK, HYDRAULIC
2	12.00	55534	CAPSCR, HX, 3/8-16NC X 8 GR 5
3	12.00	10164	WSHR, FL, 3/8 X 1.000 OD
4	1.00	81238E	MANIFOLD-RETURN
5	1.00	28827	VALVE CHECK (INSERT)
6	1.00	84166B	SPACER-MANIFOLD
7	2.00	78347C	GASKET, 6" FLANGE
8	2.00	55533	NIPPLE-PIPE, 6" X 9, SCH 40
9	1.00	55536	DIFFUSER-RETURN
10	1.00	81238B	MANIFOLD, SUCTION
11	1.00	28829	VALVE BUTRFLY 6" FLG
12	1.00	84166A	SPACER-MANIFOLD
13	1.00	55535	STRAINER-SUCTION
14	1.00	55539	VALVE-RELIEF, VACUUM
15	2.00	51360	SIGHT PLUG-LIQUID LEV
16	1.00	10218	CAP-PIPE 2NPT
17	1.00	10431	COCK DRAIN 1/4NPT
18	1.00	22404	SWITCH TEMPERATURE
19	1.00	55252	SENSOR, OIL LEVEL
20	2.00	12349	PLUG-PIPE 3/4NPT
21	2.00	84447A	STRAP, TANK
22	2.00	56257	WEBBING, NEOPRENE 2"
23	4.00	26205	WSHR, FL, 5/8 X 1.312 OD
24	4.00	10183	WSHR, LK, HELI, 5/8 X 1.079 OD
25	4.00	10150	NUT, HX, 5/8-18NF STL GR 5
26	4.00	10001	CAPSCR, HX, 1/4-20NC X 3/4 GR 5
27	4.00	10162	WSHR, FL, 1/4 X 0.625 OD
28	1.00	84388A	COVER, SWITCHES
29	1.00	10256	ELBOW-ST. 90DEG 3/4NPT
30	1.00	55893	FILTER, SPIN ON
31	2.00	10649	CAPSCR, HX, 5/16-18NC X 3/4 GR 5
32	2.00	10179	WSHR, LK, HELI, 5/16 X .586 OD
33	1.00	84301F-040	HOSE ASSY FC211-12 40" LG. W/FJ9891 FTGS
34	1.00	53365-1216	ADAPTER, TEE BRANCH #12 ORS, MALE X #16 O-RING ON BRANCH
35	1.00	53360-1216	ADAPTER, STRAIGHT #12 ORS, MALE X #16 O-RING MALE

\*SEE SERVICE PARTS




HYDRAULIC TANK ASSY.

SHEET 1 OF 2

ASSY.  
NO. A85185A



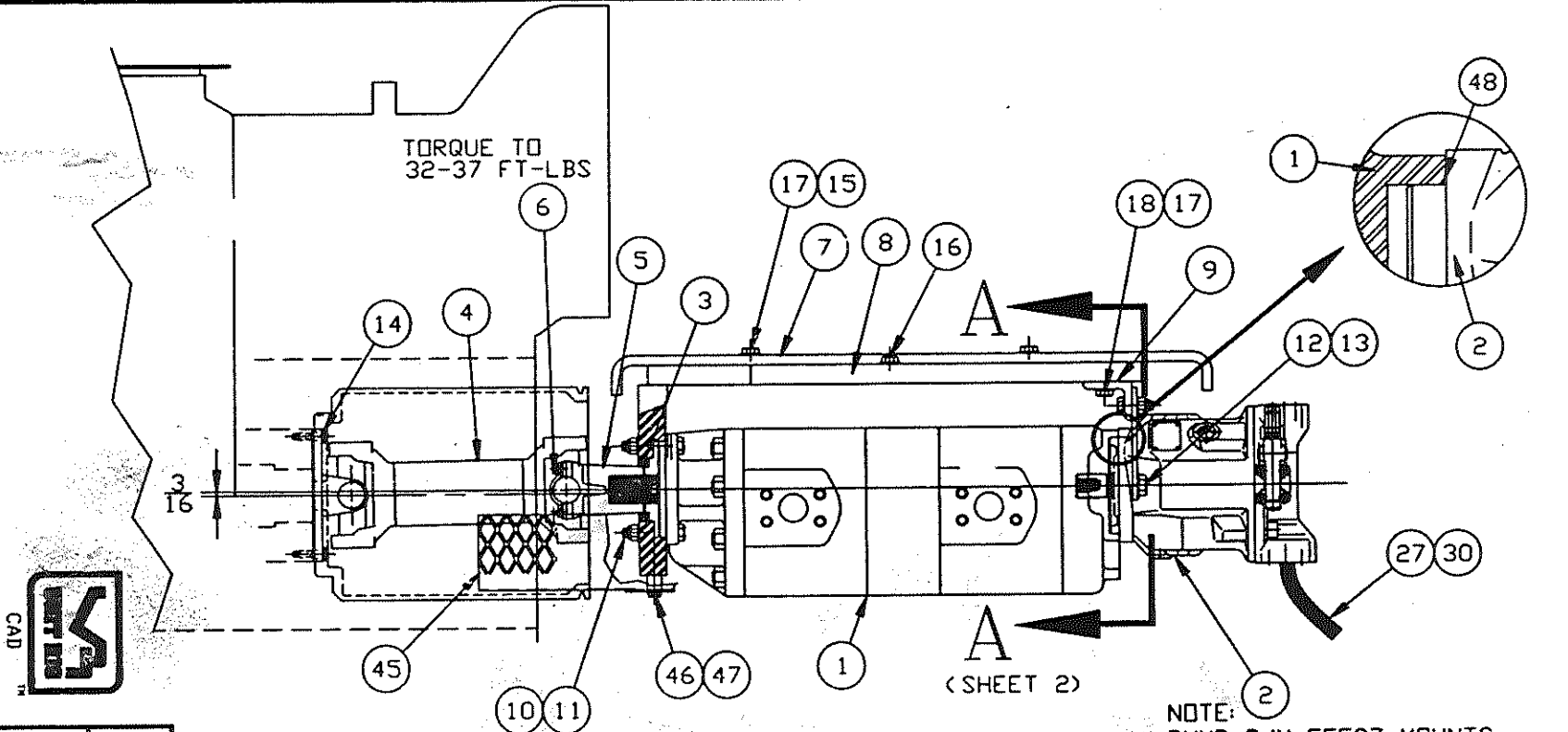


E.N. NO.  
90993

Robinson  
DIRECTOR  
NIELSEN  
ELLIS

THIS DOCUMENT CONTAINS INFORMATION PROPRIETARY TO  
UNIT RIG, A DIVISION OF TEREX CORPORATION. IT SHALL NOT BE  
REPRODUCED, USED OR DISCLOSED TO ANYONE WITHOUT PRIOR  
WRITTEN PERMISSION OF UNIT RIG.  
© COPYRIGHT DATE \_\_\_\_\_

A85186



#### ADJUSTMENT PROCEDURE

1. INSTALL SCAVENGER BLOWER SHEAVE IF USED.
2. INSTALL DRIVE SHAFT ON PUMP SHAFT AND GENTLY PUSH FORWARD UNTIL PUMP WILL NOT MOVE. MOVE PUMP BACK  $\frac{3}{16}$ , TIGHTEN MOUNTING HARDWARE. WITH PROPER INSTALLATION THERE SHOULD BE APPROX.  $\frac{3}{8}$ " FORWARD ADJUSTMENT AND APPROX.  $2 \frac{1}{2}$ " AFT ADJ.
3. TORQUE ALL BOLTS TO O2-475 SPECIFICATION.
4. FILL GREASE CAVITY USING GREASE FITTING INSIDE DRIVE SHAFT U-JOINT.

NOTE:  
PUMP P/N 55507 MOUNTS  
WITH SUCTION PORT  
TO RIGHT HAND SIDE,  
PUMP P/N 56038 MOUNTS  
WITH SUCTION PORT DOWN.

IMPORTANT:  
GREASE PUMP SHAFT AND YOKE  
SPLINE BEFORE INSTALLING  
DRIVE LINE (ITEMS 4 & 5).

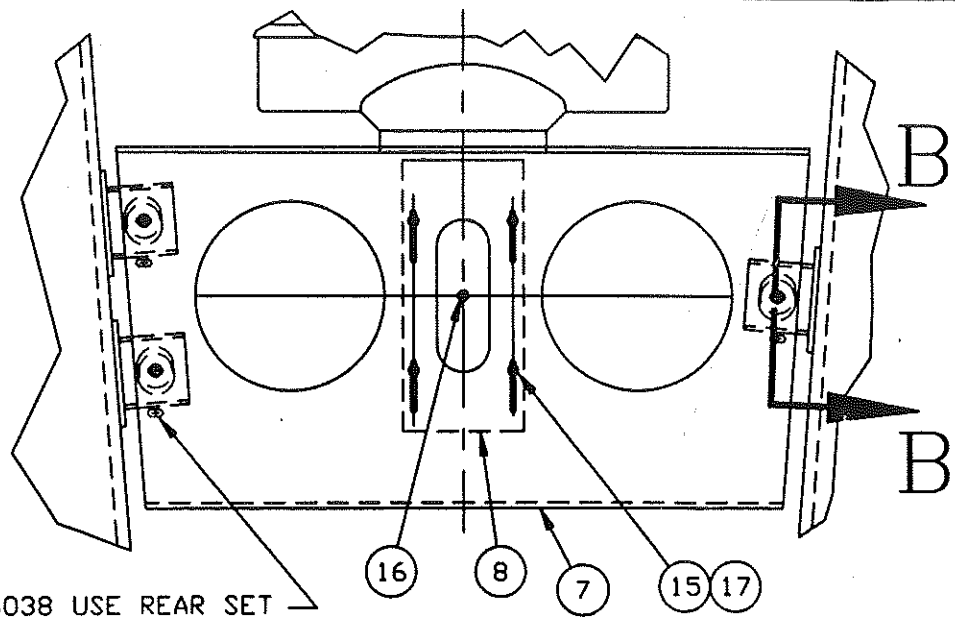
A85186

SHEET 1 OF 3

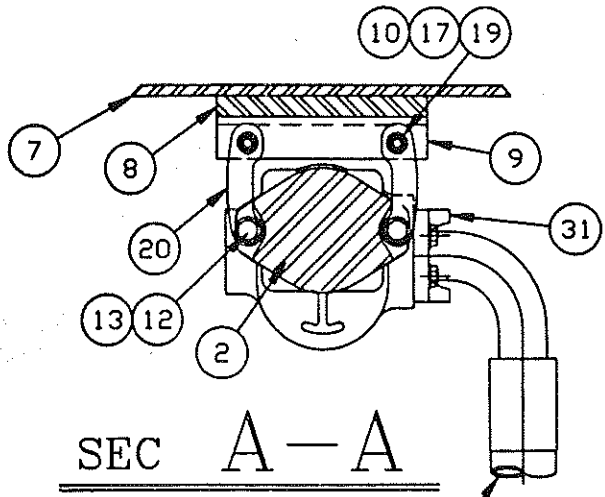
HYDR PUMP DRIVE

A85186

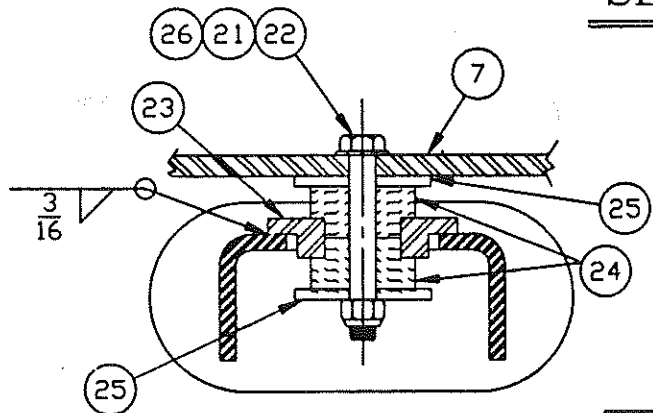
THIS DOCUMENT CONTAINS INFORMATION PROPRIETARY TO UNIT RIG, A DIVISION OF TEREX CORPORATION. IT SHALL NOT BE REPRODUCED, USED OR DISCLOSED TO ANYONE WITHOUT PRIOR WRITTEN PERMISSION OF UNIT RIG. © COPYRIGHT DATE



PUMP 56038 USE REAR SET OF MOUNTING SLOTS. SHOWN ON FRONT MOUNTING SLOTS.



FRONT SECTION  
REAR SECTION



SEC B-B  
(TYP 3 PLCS)

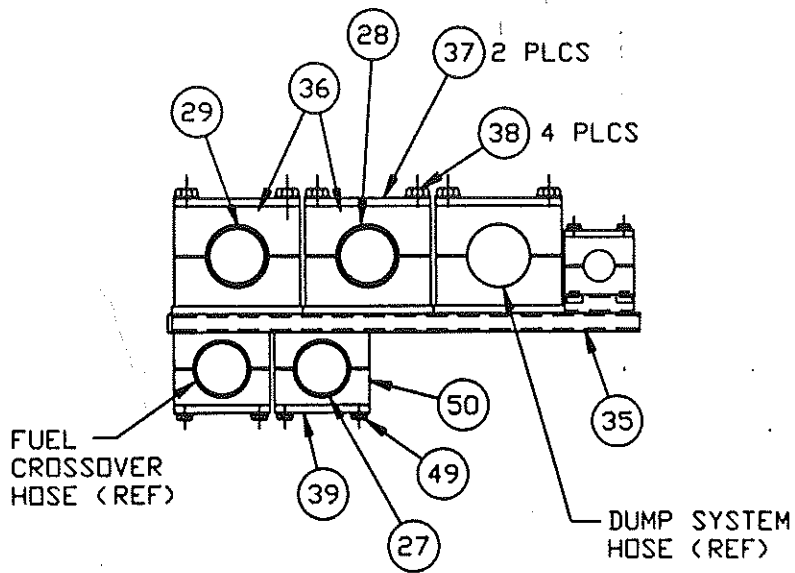


HYDR PUMP DRIVE
SHEET 2 OF 3
A85186

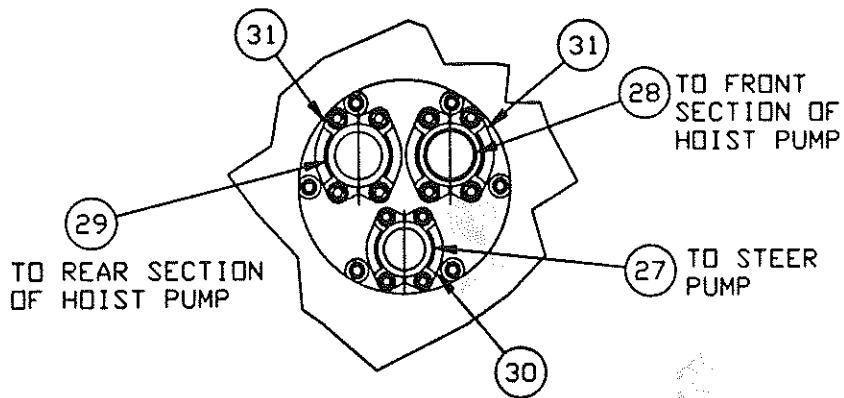
90993  
E.N. NO.

A85186

THIS DOCUMENT CONTAINS INFORMATION PROPRIETARY TO UNIT RIG, A DIVISION OF TEREX CORPORATION. IT SHALL NOT BE REPRODUCED, USED OR DISCLOSED TO ANYONE WITHOUT PRIOR WRITTEN PERMISSION OF UNIT RIG.  
© COPYRIGHT DATE



HOSE SUPPORT ASSEMBLY



SUCTION PORTS ON HYDRAULIC TANK

90993

E.N. NO.



HYDR PUMP DRIVE

SHEET 3 OF 3

A85186

A85186A

THIS DOCUMENT CONTAINS INFORMATION PROPRIETARY TO UNIT RIG, A DIVISION OF TEREX CORPORATION. IT SHALL NOT BE REPRODUCED, USED OR DISCLOSED TO ANYONE WITHOUT PRIOR WRITTEN PERMISSION OF UNIT RIG.  
 © COPYRIGHT DATE

Robinson

NIELSEN

ELLIS

SP-242

90993  
 E.N. NO.

ITM	QTY PER ASSY	COMPONENT	DESCRIPTION
1	1.00	* 56090 *	PUMP-DOUBLE, DUMP
2	1.00	* 55507 *	PUMP-PISTON, STEERING
3	1.00	22549	SEAL-DESIGN DEPTH
4	1.00	* 84202E *	DRIVESHAFT, PUMP
5	1.00	55566	21-3/4" CROSS TO CROSS
6	1.00	55668	YOKER, SLIP
7	1.00	82273E	KIT, STRAPS & BOLTS
8	1.00	82274B	PLATFORM PUMP
9	1.00	82272B	BRACKET, PUMPS
10	6.00	17412	BRACKET, TAIL SUPPORT
11	4.00	52058	NUT, HX, CRNLK, 1/2-13NC
12	2.00	901528	STD GR B
13	2.00	10183	CAPSCR, HX, 1/2-13NC
14	8.00	53245	X 3 GR 8
15	4.00	10029	CAPSCR, HX, 5/8-11NC
16	1.00	10027	X 2 GR 8
17	8.00	24777	WSHR, LK, HELI, 5/8
18	2.00	10028	X 1.079 OD
19	2.00	17744	CAPSCR, HX, 3/8-24NF
20	2.00	84252A	X 1 GR 8
21	3.00	10058	CAPSCR, HX, 1/2-13NC
22	3.00	52387	X 1-1/2 GR 5
23	.00	1000683	CAPSCR, HX, 1/2-13NC
24	6.00	1000261	X 1 GR 5
25	18.00	1004055	WSHR, FL, HARDND, 1/2
26	3.00	913240	X 1.375 OD
27	1.00	84300K-091	CAPSCR, HX, 1/2-13NC
28	1.00	84300M-075	X 1-1/4 GR 5
29	1.00	84300M-072	CAPSCR, HX, 1/2-13NC

HYD. PUMP DRIVE ASSY.



SHEET 1 OF 2

ASSY.  
 NO.

A85186A

\*SEE SERVICE PARTS

A85186A

THIS DOCUMENT CONTAINS INFORMATION PROPRIETARY TO  
UNIT RIG, A DIVISION OF TEREX CORPORATION. IT SHALL NOT BE  
REPRODUCED, USED OR DISCLOSED TO ANYONE WITHOUT PRIOR  
WRITTEN PERMISSION OF UNIT RIG.  
© COPYRIGHT DATE

ITM	QTY PER ASSY	COMPONENT	DESCRIPTION
30	1.00	1004454	KIT, FLG (DWG 1101671) SIZE 32 CODE 61
31	2.00	1004455	KIT, FLG (DWG 1101671) SIZE 40 CODE 61
31	2.00	1004455	KIT, FLG (DWG 1101671) SIZE 40 CODE 61
35	1.00	84396A	BRACKET, HOSE CLAMPS
36	2.00	55692 -	CLAMP HALVES, 3"
37	2.00	1000144	PLATE, CAP, CLAMP
38	4.00	52107	CAPSCR, HX, 5/8-11NC X 5-1/4 GR 5
39	1.00	* 84211X *	CLAMP-SUPPORT ASSY 2.50 ID
45	1.00	82320E	GUARD, DRIVELINE
46	3.00	10011	CAPSCR, HX, 3/8-16NC X 3/4 GR 5
47	3.00	10164	WSHR, FL, 3/8 X 1.000 OD
48	1.00	55908	O-RING, SIZE 049 70 DURO BUNA N
100	.00	A85186	DWG ONLY, HYD PMP DRVE

MT4400 W/DOUBLE HOIST  
PUMP & STD PISTON STRG  
PUMP, SHORT DRIVESHAFT  
FOR USE WITH DDC  
16V4000 ENGINE.

SP-242

90993  
E.N. NO.

\*SEE SERVICE PARTS



HYD. PUMP DRIVE ASSY.	
SHEET 2 OF 2	
ASSY. NO.	A85186A

THIS DOCUMENT CONTAINS INFORMATION PROPRIETARY TO  
UNIT RIG, A DIVISION OF TEREX CORPORATION. IT SHALL NOT BE  
REPRODUCED, USED OR DISCLOSED TO ANYONE WITHOUT PRIOR  
WRITTEN PERMISSION OF UNIT RIG.  
COPYRIGHT DATE

Robinson  
NIELSEN  
ELLIS

90950  
E.N. NO.

DUMP SYSTEM  
HOSES (REF)

CASE  
DRAIN  
(REF)

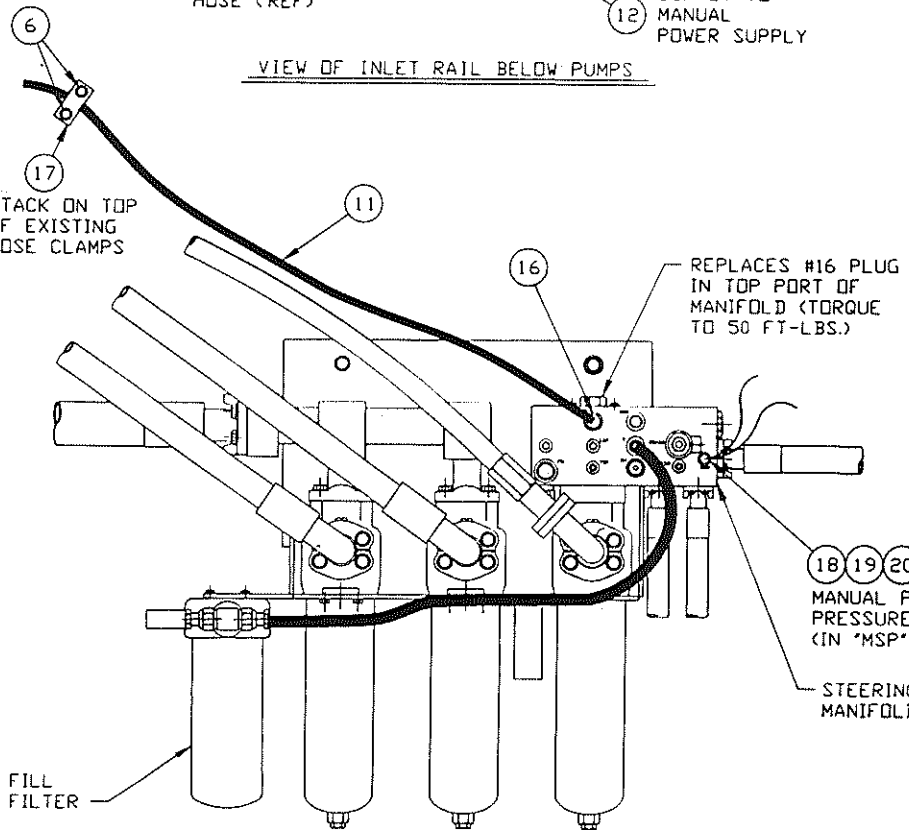
FUEL HOSE  
(REF)

10 RETURN FROM  
MANUAL POWER  
SUPPLY PORT 'T'

STEERING SYSTEM  
HOSE (REF)

12 SUPPLY TO  
MANUAL  
POWER SUPPLY

VIEW OF INLET RAIL BELOW PUMPS



STACK ON TOP  
OF EXISTING  
HOSE CLAMPS

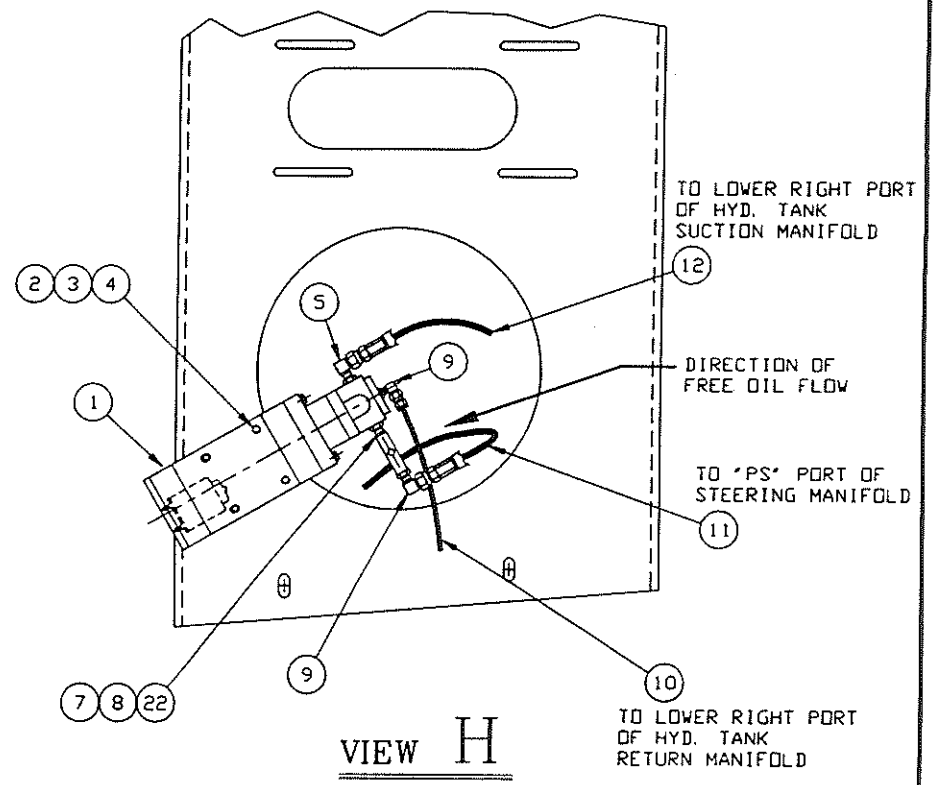
REPLACES #16 PLUG  
IN TOP PORT OF  
MANIFOLD (TORQUE  
TO 50 FT-LBS.)

18 19 20 21  
MANUAL POWER SUPPLY  
PRESSURE SWITCH  
(IN 'MSP' PORT)

STEERING  
MANIFOLD

FILL  
FILTER

VIEW AT STEERING MANIFOLD



TO LOWER RIGHT PORT  
OF HYD. TANK  
SUCTION MANIFOLD

DIRECTION OF  
FREE OIL FLOW

TO 'PS' PORT OF  
STEERING MANIFOLD

TO LOWER RIGHT PORT  
OF HYD. TANK  
RETURN MANIFOLD

VIEW H

NOTE: WIRE PER OPTION SCHEMATIC



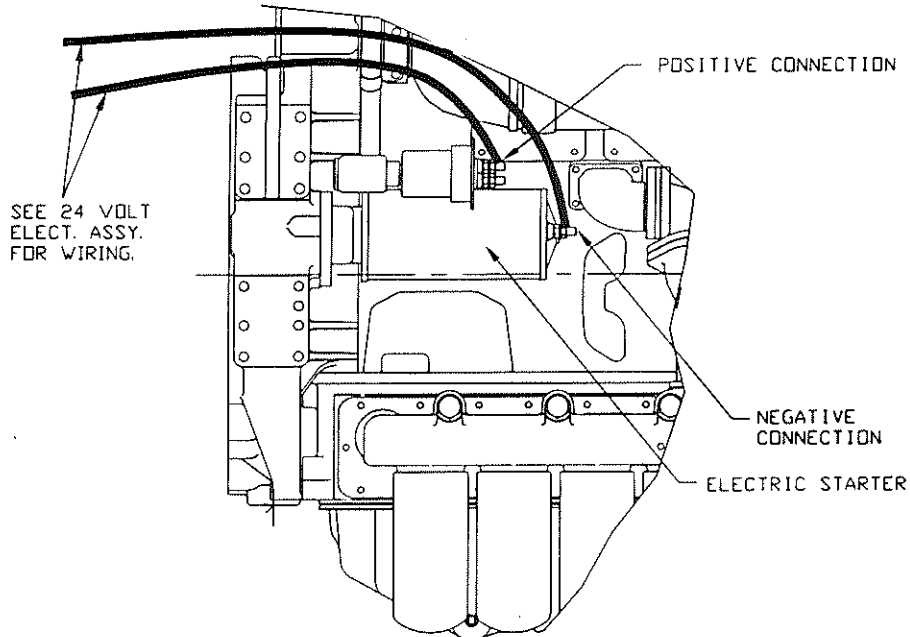
SUPPLEMENTAL DC PUMP
SHEET 1 OF 2
A85187

A85187

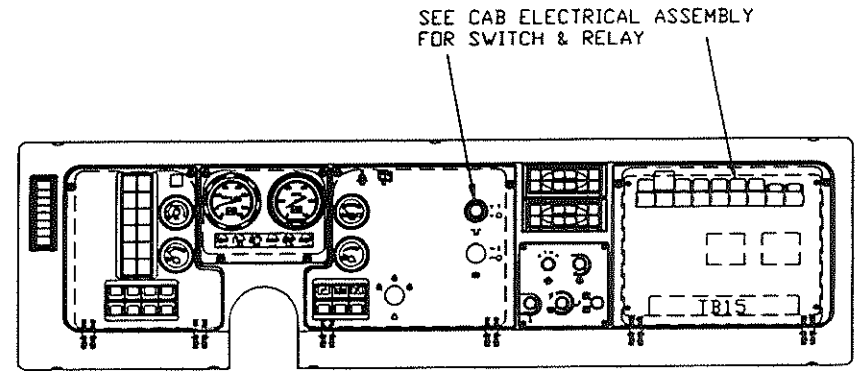
THIS DOCUMENT CONTAINS INFORMATION PROPRIETARY TO UNIT RIG, A DIVISION OF TEREX CORPORATION. IT SHALL NOT BE REPRODUCED, USED, OR DISCLOSED TO ANYONE WITHOUT PRIOR WRITTEN PERMISSION OF UNIT RIG. COPYRIGHT DATE

Robinson  
NIELSEN  
ELLIS

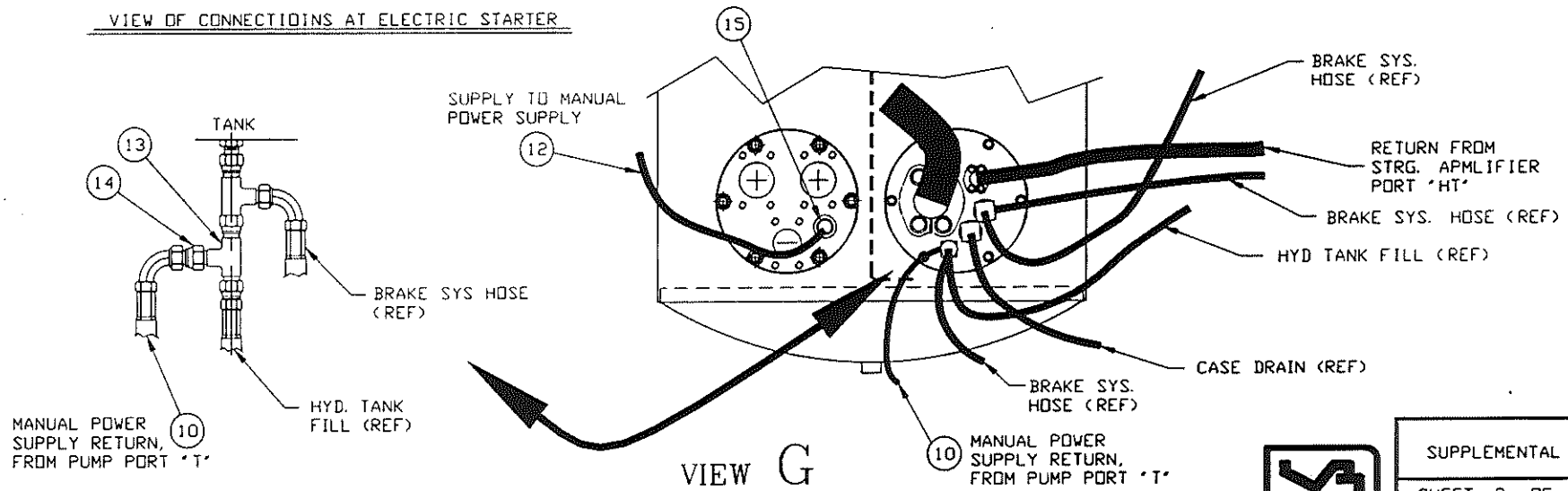
90950  
E.N. NO.



VIEW OF CONNECTIONS AT ELECTRIC STARTER



VIEW OF SWITCH & RELAY AT DASH



VIEW G

VIEW OF HYDRAULIC TANK FROM INSIDE LEFT FRAME RAIL



SUPPLEMENTAL DC PUMP

SHEET 2 OF 2

A85187

THIS DOCUMENT CONTAINS INFORMATION PROPRIETARY TO UNIT RIG, A DIVISION OF TEREX CORPORATION. IT SHALL NOT BE REPRODUCED, USED OR DISCLOSED TO ANYONE WITHOUT PRIOR WRITTEN PERMISSION OF UNIT RIG.

A85187A

REVISED

COPYRIGHT DATE

ITM	QTY PER ASSY	COMPONENT	DESCRIPTION
1	1.00	* 51049 *	PUMP-MOTOR DRIVEN
2	4.00	10164	WSHR, FL, 3/8 X 1.000 OD
3	4.00	10014	CAPSCR, HX, 3/8-16NC X 1-1/2 GR 5
4	4.00	17413	NUT-HEX, FLXLC 3/8-16
5	1.00	53363-1212	ADAPTER, 90 DEG #12 ORS, MALE X #12 O-RING, MALE
6	2.00	10548	COUPLING, PIPE-1 NPT
7	1.00	55579-08	ADAPTER, UNION #8 MALE O'RING X #8 MALE O'RING
8	1.00	55642	VALVE, CHECK #8 ORING
9	2.00	53363-0808	ADAPTER, 90 DEG #8 ORS, MALE X #8 O-RING, MALE
10	1.00	84303C-073	HOSE ASSY FC211-08
11	1.00	84303C-088	HOSE ASSY FC211-08 88" LG W/FJ9891 & FJ9893 FTGS
12	1.00	84387F-084	HOSE ASSY 2661-12 84" LG W/ FJ9891 FTGS
13	1.00	53379-1212	ADAPTER-TEE (RUN) #12 ORS FEMALE RUN X #12 ORS, MALE
14	1.00	53373-0812	ADAPTER-STR REDUCER #8 ORS MALE X #12 ORS FEMALE
15	1.00	53360-1212	ADAPTER, STRAIGHT #12 ORS, MALE X #12 O-RING, MALE
16	1.00	53360-0808	ADAPTER, STRAIGHT #8 ORS, MALE X #8 O-RING, MALE
17	2.00	1000446	CLAMP HALVES, 3/4"
18	1.00	84657E	SWITCH, PRESS 1600DECR
19	1.00	55943	CONNECTOR-1/2NPTF DIN 43650
20	1.00	84693C	GRIP (DWG 84693A-Z) 1/2" STR - PVC PIPE
21	1.00	55944	GASKET DIN 43650 CONN.
22	1.00	51085	ADAPTER, REDUCER #12 O-RING, MALE X #8 O-RING, FEMALE
50	1.00	A85187	DWG ONLY, SUPP. PUMP
23	1.00	* 55915 *	<b>VALVE, CHECK CARTRIDGE</b>

\*SEE SERVICE PARTS

MT4400 MANUAL POWER  
SUPPLY, SUPPLIES FLUID  
TO STEERING & BRAKE  
SYSTEMS WHEN MAIN PUMP  
ISN'T AVAILABLE.



CAD™

SUPPLEMENTAL DC PUMP

SHEET 1 OF 1

A85187A

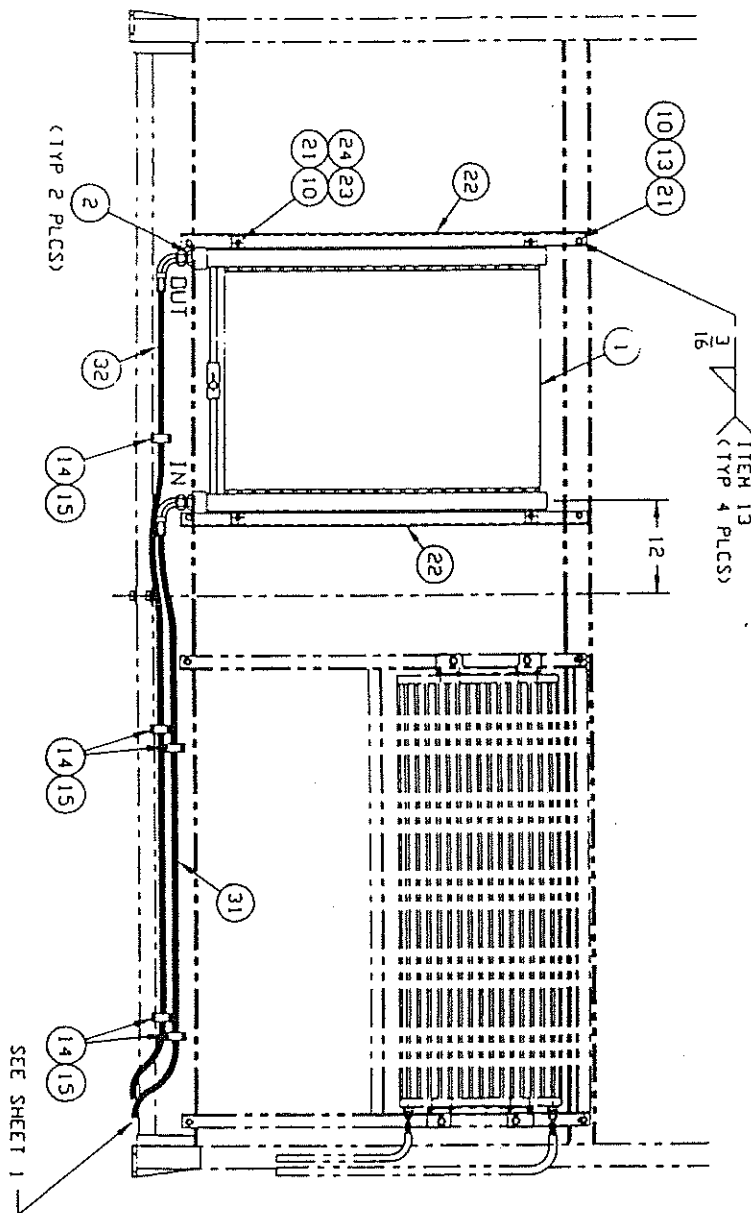
90950

E.N. NO.

THIS DOCUMENT CONTAINS INFORMATION PROPRIETARY TO UNIT RIG, A DIVISION OF TEREX CORPORATION. IT SHALL NOT BE REPRODUCED, USED OR DISCLOSED TO ANYONE WITHOUT PRIOR WRITTEN PERMISSION OF UNIT RIG.  
COPYRIGHT DATE \_\_\_\_\_

A85399


91387  
EN. NO.



FRONT VIEW OF RADIATOR

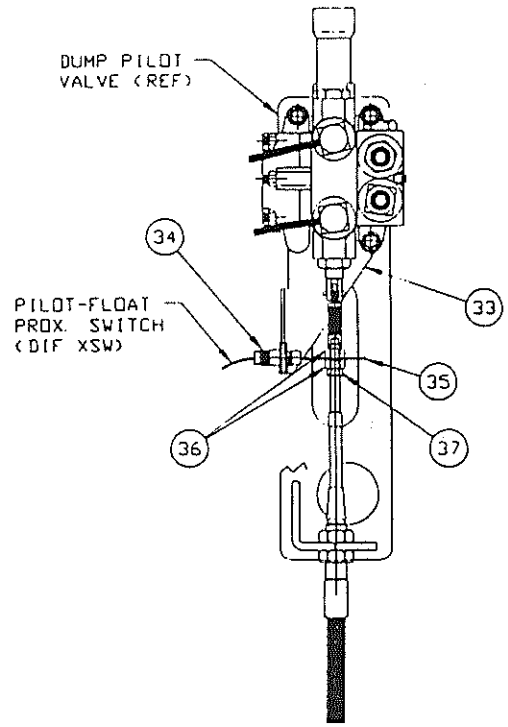


HYDRAULIC OIL  
COOLER ASSY.  
SHEET 2 OF 3  
A85399



AB5399

THIS DOCUMENT CONTAINS INFORMATION PROPRIETARY TO UNIT RIG, A DIVISION OF TEREX CORPORATION. IT SHALL NOT BE REPRODUCED, USED OR DISCLOSED TO ANYONE WITHOUT PRIOR WRITTEN PERMISSION OF UNIT RIG. COPYRIGHT DATE



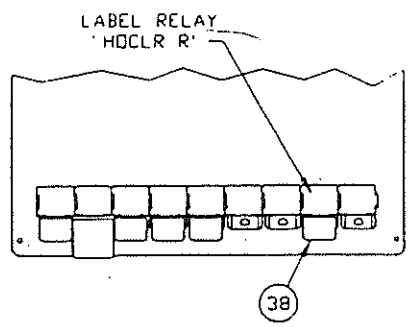
ADJUSTMENT PROCEDURE:

1. ADJUST SWITCH TO 3/32" FROM WASHER
2. WITH PILOT VALVE IN THE FLOAT POSITION, ADJUST THE TOP OF THE WASHER TO ALIGN WITH THE CENTERLINE OF THE PILOT-FLOAT PROX. SWITCH
3. IF NECESSARY, SLIGHTLY ADJUST THE HEIGHT OF THE WASHER OR SWITCH DISTANCE TO MEET THE CRITERIA LISTED BELOW.

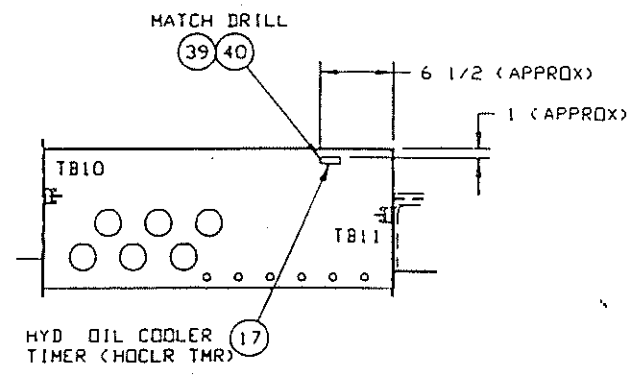
CRITERIA FOR PROPERLY ADJUSTED SWITCH ASSEMBLY

DOWN POSITION -----	SWITCH LIGHT IS ON
HOLD POSITION -----	SWITCH LIGHT IS ON
RAISE POSITION -----	SWITCH LIGHT IS ON
FLOAT POSITION -----	SWITCH LIGHT IS OFF

91387  
E.N. NO.



LOWER RIGHT DASH PANEL  
SEE CAB CONFIGURATION FOR EXACT LOCATION



FRONT OF CAB


WIRE PER OPTICAL SCHEMATIC



HYDRAULIC OIL COOLER ASSY

SHEET 3 OF 3

AB5399



A85399A HYD COOLER ASSY

ITEM	UR/P/N	DESCRIPTION	QTY
<del>1</del>	56177	COOLER, OIL	1
<del>2</del>	53360-1620	ADAPTER, STRAIGHT	2
<del>3</del>	84487E	MANIFOLD, HYDR FILTER	1
<del>4</del>	55142	ADAPTER, STRAIGHT	1
<del>5</del>	986163	ADAPTER, STR, SHORT	1
<del>6</del>	56178	VALVE, SOL CARTRIDGE	1
<del>7</del>	53360-1616	ADAPTER-STR	1
<del>8</del>	24275	FLANGE-ADAPTER	1
<del>9</del>	15202	O-RING	1
<del>10</del>	10180	WSHR, LK, HELI, 3/8	17
<del>11</del>	12478	CAPSCREW, HXSKT, 3/8-1	4
<del>12</del>	53365-1616	ADAPTER, TEE BRANCH	1
<del>13</del>	950299	PAD, BOLTING 3/8 NC	1
<del>14</del>	84211J	CLAMP-SUPPORT ASSY	6
<del>15</del>	1000546	PLATE, WELD, CLAMP	3
<del>16</del>	25601	CAPSCR, HX, 3/8-16NC	6
<del>17</del>	56206	MODULE, TIMING	1
<del>18</del>	55943	CONNECTOR-1/2NPTF	1
<del>19</del>	55944	GASKET	1
<del>20</del>	84693C	GRIP (DWG 84693A-Z)	1
<del>21</del>	10013	CAPSCR, HX, 3/8-16NC	8
<del>22</del>	84978A	BRACKET-OIL COOLER	2
<del>23</del>	17413	NUT-HEX, FLXLC 3/8-16	4
<del>24</del>	10164	WSHR, FL, 3/8 X 1.000	9
<del>25</del>	948634	PAD, BOLTING 3/8 NC	3
<del>26</del>	17143	CLAMP-CUSHION	10
<del>27</del>	10011	CAPSCR, HX, 3/8-16NC	4
<del>30</del>	84306G-177	HOSE ASSY FC211-16	1
<del>31</del>	84303G-269	HOSE ASSY FC211-16	1
<del>32</del>	84303G-165	HOSE ASSY FC211-16	1
<del>33</del>	84427A	BRACKET-SENSOR	1
<del>34</del>	53963	SWITCH ASSY, PROXIMIT	1
<del>35</del>	55718	WASHER, 1/2 X 2 OD	1
<del>36</del>	55719	NUT-HEX, LOCK, THIN	2
<del>37</del>	16429	NUT HEX 5/16NF	1
<del>38</del>	53898	RELAY, SPDT 24V	1
<del>39</del>	25650	SCREW, MACH, RHD, 6-32N	2
<del>40</del>	10122	NUT-HEX(6-32 NC)	2

LIST \$3,371.70  
 BORAX NET \$2,762.90

