

Parts Manual



See "General Information"
for New Parts Manual
Features.

988H Wheel Loader

BXY1-Up (Machine)
RHX1-Up (Engine)
DRT1-Up (Transmission)
SMA1-Up (Transmission)
6AT1-Up (Torque Converter)
TCR1-Up (Torque Converter)

Powered By C18 Engine

This Parts Manual is also Available in .PDF Format on Compact Disc(CD-ROM)-Caterpillar Form No. SERP3906

Product and Dealer Information

Note: For product identification plate locations, see the section "Product Identification Information" in the Operation and Maintenance Manual.

Delivery Date: _____

Product Information

Model: _____

Product Identification Number: _____

Engine Serial Number: _____

Transmission Serial Number: _____

Generator Serial Number: _____

Attachment Serial Numbers: _____

Attachment Information: _____

Customer Equipment Number: _____

Dealer Equipment Number: _____

Dealer Information

Name: _____ Branch: _____

Address: _____

Dealer Contact

Phone Number

Hours

Sales: _____

Parts: _____

Service: _____

MEMORANDA

TABLE OF CONTENTS

Name	Page	Name	Page
GENERAL INFORMATION	A6	MOUNTING GP-ALTERNATOR & COMPR	106
REPAIR ALTERNATIVES	A9	PAN GP-OIL	107
SUPPLEMENTAL COOLANT ADDITIVES	A10	PANEL GP-SOUND SUPPRESSION	112
MAINTENANCE PARTS	A11	PISTON & ROD GP	115
INDEX	A17	PLUG GP-CYLINDER BLOCK	117
MACHINE ARRANGEMENT	1	PLUG GP-CYLINDER HEAD	119
CHASSIS AR	1	PULLEY GP-CRANKSHAFT	120
COMMON AR	3	ROCKER ARM GP	121
CONVERSION AR-MACHINE	3	SEAL GP-CRANKSHAFT	132
OPTION AR	4	SUPPORT GP-ENGINE	134
OPTION AR-COLD WEATHER	5	LUBRICATION SYSTEM	136
OPTION AR-GUARD	5	EXTENSION GP-FUMES DISPOSAL	136
STEEL MILL AR	6	FASTENER GP-OIL PUMP MOUNTING	137
ENGINE ARRANGEMENT	12	FILLER GP-ENGINE OIL	138
ENGINE AR	12	FILTER GP-ENGINE OIL	139
ENGINE AR-COMPLETE	13	FUMES DISPOSAL GP	145
ENGINE AR-CORE	19	GAUGE GP-OIL LEVEL (DIPSTICK)	146
INSTALLATION AR-ENGINE	23	LINES GP-ENGINE OIL	147
BASIC ENGINE	24	LINES GP-TURBOCHARGER OIL	153
ACTUATOR GP-VALVE	24	OIL CHANGE GP-HIGH SPEED	155
ADAPTER GP-PUMP DRIVE	26	PUMP GP-ENGINE OIL	157
BASE GP-VALVE COVER & INJ HARN	27	COOLING SYSTEM	158
BELT TENSIONER GP	33	COOLING AR	158
CAMSHAFT GP	34	COOLING AR-HIGH AMBIENT TEMP	158
COVER GP-CYLINDER BLOCK	36	FAN & BAFFLE GP	159
COVER GP-FRONT HOUSING	38	FAN GP-SUCTION	161
COVER GP-SOUND SUPPRESSION	40	FASTENER GP-WATER PUMP	166
COVER GP-VALVE MECHANISM	41	LINES GP-WATER	167
CRANKSHAFT GP	47	PUMP GP-WATER	187
CYLINDER BLOCK AS	48	RADIATOR GP	190
CYLINDER BLOCK GP	53	VALVE GP-RADIATOR DRAIN	198
CYLINDER HEAD AS	59	AIR INLET AND EXHAUST SYSTEM	199
CYLINDER HEAD GP	67	AFTERCOOLER GP-AIR	199
DAMPER GP	75	AIR CLEANER GP	201
DRAIN GP-ENGINE OIL	76	COVER GP-TURBOCHARGER	203
DRIVE GP-ACCESSORY	77	DUST EJECTOR GP	204
DRIVE GP-PUMP	78	EXTENSION GP-EXHAUST	205
ENGINE BRAKE GP	79	LINES GP-AIR	207
FASTENER GP-FRONT HOUSING	80	MANIFOLD GP-EXHAUST	210
FASTENER GP-VALVE MECHANISM	82	MOUNTING GP-MUFFLER	211
FLYWHEEL GP	83	MUFFLER GP	212
GEAR GP-CAMSHAFT	84	SHIELD GP-MANIFOLD	213
GEAR GP-FRONT	85	TURBOCHARGER GP	214
HOUSING GP-FLYWHEEL	88	FUEL SYSTEM	220
HOUSING GP-FRONT	92	ADAPTER GP-FAST FILL FUEL	220
LIFTING GP-ENGINE	97	FILTER GP-FUEL	223
MECHANISM GP-FUEL PUMP & VALVE	99	FILTER GP-WATER SEP & FUEL	231
		FUEL AR-FAST FILL	232
		LINES GP-FUEL	234
		LINES GP-FUEL HEATER	256

TABLE OF CONTENTS

Name	Page	Name	Page
MANIFOLD GP-FUEL	257	SENSOR GP-TEMPERATURE	432
PLUG GP-FUEL FILTER BASE	258	STARTING AID GP-ETHER	441
PUMP & MTG GP-FUEL TRANSFER	259	STARTING MOTOR GP-ELECTRIC	443
PUMP GP-FUEL INJECTION	261	SWITCH GP-BYPASS	452
PUMP GP-FUEL PRM & PRIM FILTER	264	SWITCH GP-DISCONNECT	453
PUMP GP-FUEL PRM & WATER SEP	265	SWITCH GP-ENGINE BRAKE	454
TANK & MTG GP-FUEL	266	SWITCH GP-MAGNETIC	456
TANK GP-FUEL	267	SWITCH GP-PAYLOAD STORE	458
VALVE GP-CHECK	270	SWITCH GP-PRESSURE	460
VALVE GP-PURGE	274	SWITCH GP-RIDE CONTROL	462
		SWITCH GP-ROCKER	463
		SWITCH GP-SIGNAL	465
		SWITCH GP-TOGGLE	468
		SWITCH GP-WIPER	469
		VALVE GP-ETHER STARTING	471
		WARNING GP-BACKUP	473
		WIRING GP-AUTOLUBE CONTROL	474
		WIRING GP-BUMPER	479
		WIRING GP-CAB	484
		WIRING GP-CAMERA	524
		WIRING GP-COMMUNICATION	527
		WIRING GP-ELECTROHYDRAULIC	529
		WIRING GP-ELECTRONICS BAY	533
		WIRING GP-ENGINE	582
		WIRING GP-ENGINE ELECTRONIC	601
		WIRING GP-FRONT	605
		WIRING GP-HEATER	616
		WIRING GP-MACHINE	617
		WIRING GP-POWER TRAIN	641
		WIRING GP-REAR	654
		WIRING GP-SENSOR	657
		WIRING GP-SHUTOFF	664
		WIRING GP-TILT REGEN CONTROL	669
		WIRING GP-TRANSMISSION	672
		WIRING GP-UNIT INJECTOR	674
ELECTRICAL AND STARTING SYSTEM	275	POWER TRAIN	675
ALARM GP	275	AXLE AR-FIXED	675
ALTERNATOR GP-CHARGING	276	AXLE AR-OSCILLATING	675
BATTERY & WIRING GP	279	AXLE GP-FIXED	676
CAMERA AR	290	AXLE GP-OSCILLATING	677
CONNECTION GP-ELECTRICAL	291	CASE & PARTS GP-PLANETARY	679
CONTROL & MTG		CONTROL GP-TRANSMISSION HYD	680
GP-COMMUNICATION	292	COOLER & FAN GP-AXLE OIL	688
CONTROL & MTG GP-ENGINE ELEK	295	COOLER AR-AXLE OIL	703
CONTROL GP-LIFT & TILT POS	297	COOLER GP-AXLE OIL	704
CONTROL GP-UNPROGRAMMED	299	COVER GP-TRANSMISSION	710
ELECTRICAL AR	304	DIFFERENTIAL & BEVEL GEAR GP	712
ELECTRONICS GP-		DIFFERENTIAL GP	714
COMMUNICATION	306	DIFFERENTIAL GP-NOSPIN	715
ELECTRONICS GP-IMPLEMENT	307	FASTENER GP-AXLE MOUNTING	717
ELECTRONICS GP-MONITOR	309	FILTER & MTG GP-POWER TRAIN	718
ELECTRONICS GP-POWER TRAIN	310	FILTER GP-OIL	719
FASTENER GP-ELECTRONICS	313	GAUGE GP-OIL LEVEL (DIPSTICK)	724
HEATER AR-FUEL	318	GAUGE GP-SIGHT	726
HEATER GP-FUEL	319		
HEATER GP-JACKET WATER	321		
INSTALLATION AR-COMMUNICATION	325		
LAMP GP-DOME	326		
LAMP GP-FLOOD	327		
LAMP GP-HEAD	339		
LAMP GP-INDICATOR	340		
LAMP GP-SIGNAL	341		
LAMP GP-WARNING BEACON	344		
LIGHTING AR-FLOOD & SIGNAL	346		
LIGHTING AR-SIGNAL	346		
LIGHTING AR-STOP & FLOOD	347		
LIGHTING GP-FLOOD	349		
LIGHTING GP-FLOOD & SIGNAL	370		
LIGHTING GP-STOP	390		
LIGHTING GP-STOP & TAIL	392		
LIGHTING GP-WARNING BEACON	394		
MOUNTING GP-SENSOR	402		
PLUG GP-CONNECTOR	405		
SENSOR & MTG GP-LIFT POSITION	406		
SENSOR & MTG GP-TILT POSITION	408		
SENSOR GP-ENGINE	410		
SENSOR GP-POSITION	414		
SENSOR GP-PRESSURE	419		
SENSOR GP-SPEED	428		

TABLE OF CONTENTS

Name	Page	Name	Page
GEAR GP-INPUT TRANSFER	727	GUARD GP-RADIATOR	943
GEAR GP-OUTPUT TRANSFER	730	GUARD GP-REAR	949
LINES GP-AXLE OIL COOLER	738	GUARD GP-SENSOR	953
LINES GP-AXLE OIL COOLER FAN	766	HARDWARE GP-LOADER FRAME	954
LINES GP-AXLE VENT	774	HARDWARE GP-REAR FRAME	960
LINES GP-POWER TRAIN OIL	776	HITCH GP-ARTICULATING	966
MOUNTING GP-RIM	810	HOOD & GUARD GP	968
MOUNTING GP-TORQUE		INSULATION GP-HEAT	977
CONVERTER	810	LADDER & FENDER AR	979
PLANETARY GP-TRANSMISSION	811	LADDER GP	980
POWER TRAIN AR	821	LINES GP-AUTOMATIC LUBRICATION	997
PUMP GP-GEAR	822	LINES GP-GREASE	1137
PUMP GP-TRANSMISSION	824	LINES GP-LUBRICATION	1147
RIM AR	827	LINK GP-STEERING FRAME LOCK	1148
RIM GP-DEMOUNTABLE	828	LUBRICATION AR-AUTOMATIC	1149
SHAFT GP-DRIVE	830	PANEL GP-SIDE	1157
SHAFT GP-INPUT DRIVE	834	PUMP GP-LUBRICATION	1159
SLIP JOINT GP	835	SHIELD GP-ENGINE COMPARTMENT	1162
SUPPORT GP-TRANSMISSION	837	STEP GP	1164
TIRE & RIM AR	840	SUPPORT GP-FILTER	1165
TORQUE CONVERTER & HOUSING		SUPPRESSION AR-SOUND	1166
GP	846	SUPPRESSION GP-SOUND	1167
TORQUE CONVERTER AR	859	TANK & PUMP GP-LUBRICATION	1172
TORQUE CONVERTER AR-LOCKUP	859	VALVE & LINES GP-LUBRICATION	1178
TORQUE CONVERTER GP	860	VALVE GP-LUBE DISTRIBUTION	1264
TRANSMISSION AR	872		
UNIVERSAL JOINT GP	873	BRAKING SYSTEM	1272
VALVE & MTG GP-LOCKUP CLUTCH	876	ACCUMULATOR GP-BRAKE	1272
VALVE GP-CHECK	877	BASE GP-FOOT BRAKE	1274
VALVE GP-MODULATING	878	BRAKE GP-PARKING	1278
VALVE GP-RELIEF	881	BRAKE GP-SERVICE	1280
VALVE GP-SOLENOID	884	CONTROL GP-FOOT BRAKE	1282
VALVE GP-TRANSMISSION		CONTROL GP-PARKING BRAKE	1284
CONTROL	885	CONTROL GP-SERVICE BRAKE	1290
WHEEL & FINAL DRIVE GP	887	LINES GP-SERVICE BRAKE	1316
		PUMP GP-GEAR	1319
FRAME AND BODY	891	VALVE & MTG GP-BRAKE CONTROL	1320
BUMPER GP-REAR	891	VALVE GP-BRAKE CONTROL	1328
COVER GP-ACCESS	899	VALVE GP-RELIEF	1329
COVER GP-BUMPER	900	VALVE GP-SHUTTLE	1331
COVER GP-ELECTRONICS BAY	907		
DEFLECTOR GP-HOOD	908	STEERING SYSTEM	1332
DOOR GP-ACCESS	909	CYLINDER & MTG GP-STEERING	1332
DRAWBAR GP	912	CYLINDER GP-STEERING	1334
FENDER GP	913	GUARD GP-STEERING CYLINDER	1337
FENDER GP-FRONT	914	LINES GP-SECONDARY STEERING	1338
FENDER GP-REAR	917	LINES GP-STEERING	1346
FIREWALL GP	921	LINES GP-STEERING NEUTRALIZER	1363
FRAME AS-LOADER	924	PLUG GP-CONTROL VALVE	1370
FRAME AS-REAR	928	PUMP GP-GEAR	1371
GUARD GP-BOTTOM	935	PUMP GP-PISTON	1373
GUARD GP-CRANKCASE	938	ROTATING GP-PUMP	1375
GUARD GP-FRONT	940	STEERING AR	1376
GUARD GP-HYDRAULIC TANK	941	VALVE GP-CHECK	1377
GUARD GP-POWER TRAIN	942	VALVE GP-PILOT	1380

TABLE OF CONTENTS

Name	Page	Name	Page
VALVE GP-PILOT CARTRIDGE	1381	VALVE GP-PUMP CONTROL	1638
VALVE GP-PUMP CONTROL	1383	VALVE GP-REGENERATION	1640
VALVE GP-RELIEF	1384	VALVE GP-RELIEF	1641
VALVE GP-SELECTOR & PRESS CONT	1386	VALVE GP-RIDE CONTROL	1653
VALVE GP-SHUTTLE	1387	VALVE GP-SHUTTLE	1655
VALVE GP-STEERING	1388	VALVE GP-SOLENOID	1657
VALVE GP-STEERING NEUTRALIZER	1394		
HYDRAULIC SYSTEM	1397	IMPLEMENTS	1662
ACCUMULATOR GP-RIDE CONTROL	1397	BOOM & BEARING AS	1662
ACTUATOR GP-PILOT CONTROL	1399	BOOM GP-LOADER	1664
CONTROL & LINES GP-RIDE	1405	CONTROL GP-BUCKET	1666
CONTROL AR-RIDE	1410	HARDWARE GP-BOOM	1673
CONVERSION GP-HYDRAULIC LINES	1410	LIFT AR	1679
COOLER GP-HYDRAULIC OIL	1411	LINKAGE GP-BUCKET	1686
CYLINDER & SENSOR GP-LIFT	1413	PIN & SEAL GP-LINKAGE	1688
CYLINDER & SENSOR GP-TILT	1417		
CYLINDER GP-COUPLER	1421	OPERATOR STATION	1691
CYLINDER GP-LIFT	1422	ADJUSTER GP-SEAT	1691
CYLINDER GP-LIFT & TILT	1424	AIR COMPRESSOR GP-SEAT	1692
CYLINDER GP-TILT	1428	AIR CONDITIONER & MOUNTING GP	1694
FILTER & LINES GP-CASE DRAIN	1431	AIR CONDITIONER AR	1695
FILTER GP-OIL	1439	AIR CONDITIONER GP	1697
GUARD GP-TILT CYLINDER	1442	ARM GP-WINDOW WIPER	1700
HYDRAULIC AR	1443	CAB AR	1702
HYDRAULIC AR-TILT REGENERATION	1444	CAB AR-ENCLOSED ROPS	1705
LINES GP-FRONT	1446	COMPRESSOR GP-REFRIGERANT	1706
LINES GP-HYDRAULIC	1462	CONDENSER GP-REFRIGERANT	1708
LINES GP-HYDRAULIC FAN	1475	CONTROL GP-ELECTROHYDRAULIC	1709
LINES GP-LIFT CYLINDER	1502	CONTROL GP-HANDLE	1720
LINES GP-PILOT	1507	CONTROL GP-MONITOR	1721
LINES GP-TILT CYLINDER	1515	CONTROL GP-STEERING	1724
MANIFOLD GP-CONTROL	1538	CONTROL GP-STIC	1726
MANIFOLD GP-HYDRAULIC	1539	CONTROL GP-STIC LOCKOUT	1729
MOTOR & MTG GP-HYDRAULIC FAN	1540	CONTROL GP-UNPRGMED MONITOR	1731
MOTOR GP-PISTON	1541	CONTROL GP-XMSN OVERRIDE	1733
PUMP & MTG GP-HYDRAULIC FAN	1542	COVER GP-DASH	1734
PUMP & MTG GP-IMPLEMENT	1544	DISPLAY GP-CAMERA	1735
PUMP GP-PISTON	1546	DOOR GP-CAB	1740
ROTATING GP-MOTOR	1559	DOOR GP-STORAGE	1751
ROTATING GP-PUMP	1560	DUCT & FILTER GP-CAB AIR	1752
TANK & MTG GP-HYDRAULIC	1561	DUCT GP-CAB AIR	1754
TANK AR-EXPANSION	1562	FLOOR MAT GP	1756
TANK GP-EXPANSION	1564	HORN GP-ELECTRIC	1757
TANK GP-HYDRAULIC	1566	INSTALLATION GP-CONTROLS	1758
VALVE & MTG GP-MAIN CONTROL	1572	INSTALLATION GP-RADIO	1761
VALVE & MTG GP-REGENERATION	1600	LINER GP-CAB	1768
VALVE GP-CHECK	1602	LINES GP-AIR CONDITIONER	1774
VALVE GP-CONTROL	1604	LINES GP-CAB HEATER	1792
VALVE GP-DEMAND FAN	1616	LITERATURE GP	1796
VALVE GP-MAIN CONTROL	1617	MIRROR GP-REAR VIEW	1797
VALVE GP-MANUAL	1636	MODULE GP-QUAD GAUGE	1801
VALVE GP-PRESSURE REDUCING	1637	MONITOR AR-PAYLOAD	1802
		MONITOR GP-PAYLOAD	1803
		MOTOR GP-WINDOW WIPER	1809
		MOUNTING GP-ANTENNA	1813

TABLE OF CONTENTS

Name	Page	Name	Page
MOUNTING GP-CAB	1816	TIP-EXTRA-DUTY	2059
OPERATOR AR	1820	TIP-HEAVY PENETRATION	2060
PAN GP-BACKREST	1822	TIP-LONG	2061
PAN GP-SEAT	1827		
PANEL GP-INSTRUMENT	1828	SERVICE EQUIPMENT AND SUPPLIES	2062
PEDAL GP-GOVERNOR	1831	CAP GP-PROTECTION	2062
PLATFORM GP	1833	CERTIFICATION GP-MACHINE	2063
PLATFORM GP-CAB	1836	FILM GP	2064
PLATFORM GP-OPERATOR	1838	LINES GP-DIAGNOSTIC	2067
RADIO GP	1845	PLATE & FILM GP	2087
RADIO GP-COMMUNICATION	1853	PLATE GP-ENGINE IDENTIFICATION	2091
RECLINER GP-SEAT	1854	PROTECTION GP-VANDALISM	2092
ROOF GP-CAB	1855	TOOL GP-CONTROL SERVICE	2093
ROPS GP-ENCLOSED	1860		
SEALING GP-GLASS	1878	PART NUMBER INDEX	B1
SEAT BELT GP	1879		
SEAT GP	1880		
SEAT GP-SUSPENSION	1888		
SUPPORT GP-HYDRAULIC			
CONTROL	1890		
SUPPORT GP-SEAT	1897		
SUPPORT GP-STEERING CONTROL	1899		
SUPPRESSION GP-CAB SOUND	1902		
SUSPENSION GP-SEAT	1903		
VISOR GP-CAB	1905		
WASHER GP-WINDOW	1906		
WINDOW GP-DOOR	1907		
WIPER GP-WINDOW	1909		
WORK TOOLS	1926		
ADAPTER GP-TIP	1926		
ADAPTER-TIP	1928		
BUCKET AS-COAL	1944		
BUCKET AS-GENERAL PURPOSE	1946		
BUCKET AS-ROCK	1950		
BUCKET GP-COAL	1982		
BUCKET GP-GENERAL PURPOSE	1983		
BUCKET GP-ROCK	1984		
COUPLER GP-QUICK	1993		
EDGE AS-BASE	1997		
EDGE GP-BIT & CUTTING	2000		
EDGE GP-CUTTING	2000		
EDGE GP-SEGMENT	2007		
EDGE-CUTTING	2009		
EDGE-SEGMENT	2028		
FRAME GP-QUICK COUPLER	2037		
GUARD GP-BUCKET CORNER	2038		
PLATE-WEAR	2039		
PROTECTOR GP-EDGE	2040		
PROTECTOR GP-SIDE BAR	2042		
TIP GP-ABRASION	2043		
TIP GP-HEAVY ABRASION	2046		
TIP GP-LONG	2048		
TIP GP-PENETRATION	2052		
TIP GP-SHORT	2057		

MEMORANDA

FRAME AND BODY

255-6961 BUMPER GP-REAR

S/N: BXY1-UP

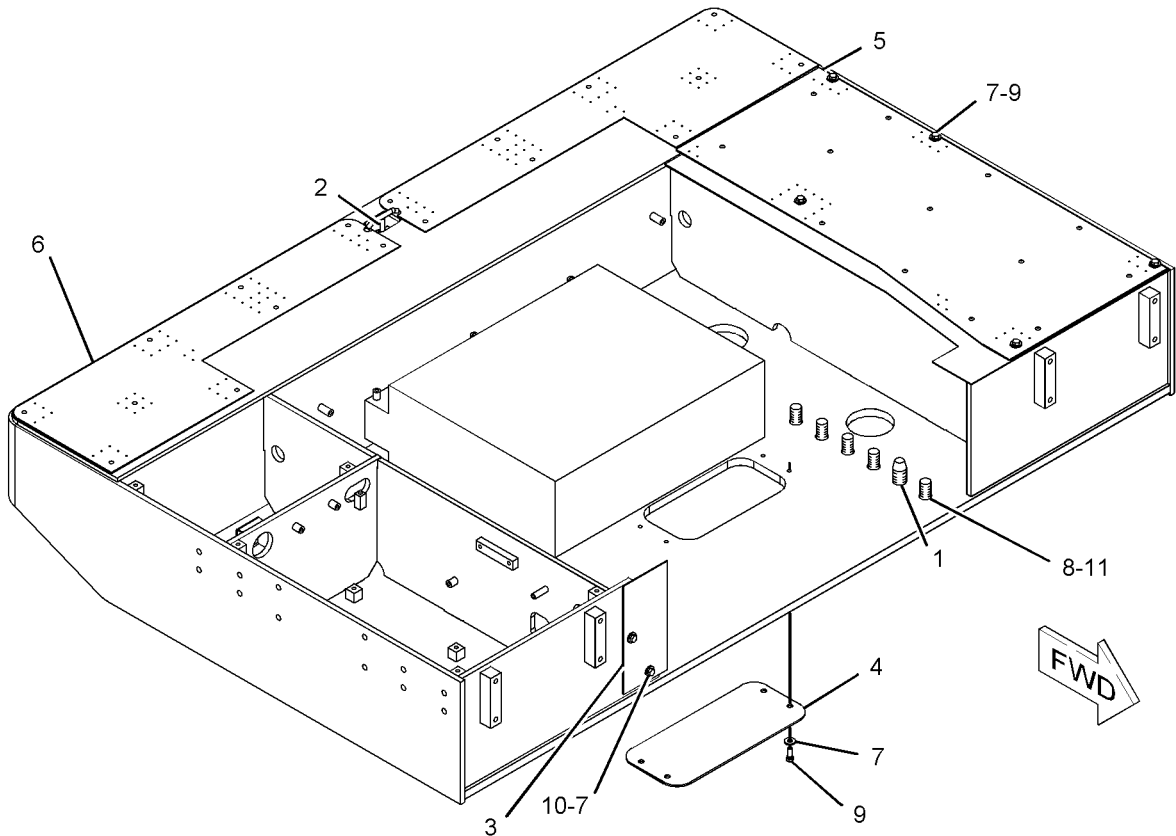
PART OF 255-0040, 255-0041, 298-6962, 298-6963 LIFT AR
AN ATTACHMENT

SMCS-7156

i02339065

NOTE	REF NO	GRAPHIC REF	PART NUMBER	QTY	PART NAME						SEE PAGE
					1	2	3	4	5	6 (PRODUCT LEVEL)	
	1	1	6M-1622	2	DOWEL						
Y	2	1	136-5049	1	DRAWBAR GP						912
	3	1	140-3129	1	PLATE						
	4	1	160-4357	1	PLATE						
	5	1	192-8848	1	PLATE AS						
		1	6V-2370	13	RIVET-POP						
	6	1	255-6963	1	BUMPER AS						
M		1	9R-2613	3	BOSS-WELD (M10X1.5X25-MM)						
		1	173-5986	1	TREAD (RH)						
		1	173-5987	1	TREAD (LH)						
	7	1	5P-1076	11	WASHER-HARD (13.5X30X4-MM THK)						
M	8	1	8C-8723	18	BOLT (M30X3.5X80-MM)						
M	9	1	8T-4139	9	BOLT (M12X1.75X30-MM)						
M	10	1	8T-4183	2	BOLT (M12X1.75X40-MM)						
	11	1	9X-8258	18	WASHER (33X56X6-MM THK)						

M-METRIC PART
Y-SEPARATE ILLUSTRATION



GRAPHIC #1

<END>

g01128599

FRAME AND BODY

255-6961 BUMPER GP-REAR

S/N: BXY2983-UP

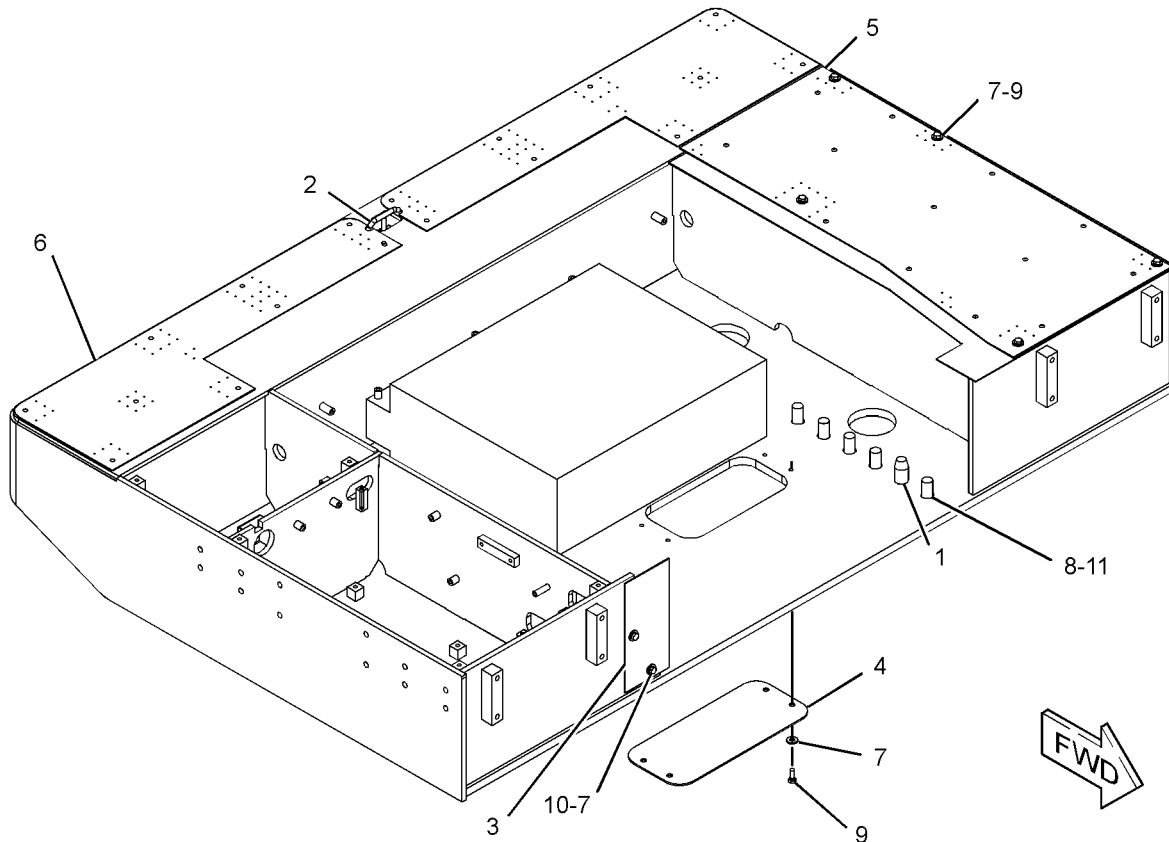
PART OF 255-0040, 298-6962, 298-6963 LIFT AR
AN ATTACHMENT

SMCS-7156

i03788350

NOTE	REF NO	GRAPHIC REF	PART NUMBER	QTY	PART NAME						SEE PAGE
					1	2	3	4	5	6 (PRODUCT LEVEL)	
	1	1	6M-1622	2	DOWEL						
Y	2	1	136-5049	1	DRAWBAR GP						912
	3	1	140-3129	1	PLATE						
	4	1	160-4357	1	PLATE						
	5	1	192-8848	1	PLATE AS						
C	6	1	328-3051	1	BUMPER AS						
M		1	9R-2613	3	BOSS-WELD (M10X1.5X25-MM)						
		1	173-5986	1	TREAD (RH)						
		1	173-5987	1	TREAD (LH)						
	7	1	5P-1076	11	WASHER-HARD (13.5X30X4-MM THK)						
M	8	1	8C-8723	18	BOLT (M30X3.5X80-MM)						
M	9	1	8T-4139	9	BOLT (M12X1.75X30-MM)						
M	10	1	8T-4183	2	BOLT (M12X1.75X40-MM)						
	11	1	9X-8258	18	WASHER (33X56X6-MM THK)						

C-CHANGE FROM PREVIOUS TYPE
M-METRIC PART
Y-SEPARATE ILLUSTRATION



GRAPHIC #1

<END>

g02058996

FRAME AND BODY

260-1400 BUMPER GP-REAR

S/N: BXY1-UP

PART OF 255-0042, 255-0043, 298-6964, 298-6965 LIFT AR
AN ATTACHMENT

SMCS-7156

i02343042

NOTE	REF NO	GRAPHIC REF	PART NUMBER	QTY	PART NAME						SEE PAGE
					1	2	3	4	5	6 (PRODUCT LEVEL)	
	1	1	6M-1622	2	DOWEL						
Y	2	1	136-5049	1	DRAWBAR GP						912
	3	1	140-3129	1	PLATE						
	4	1	160-4357	1	PLATE						
	5	1	192-8848	1	PLATE AS						
	6	1	260-1401	1	BUMPER AS						
		1	173-5986	1	TREAD (RH)						
		1	173-5987	1	TREAD (LH)						
	7	1	5P-1076	11	WASHER-HARD (13.5X30X4-MM THK)						
M	8	1	8C-8723	18	BOLT (M30X3.5X80-MM)						
M	9	1	8T-4139	9	BOLT (M12X1.75X30-MM)						
M	10	1	8T-4183	2	BOLT (M12X1.75X40-MM)						
	11	1	9X-8258	18	WASHER (33X56X6-MM THK)						

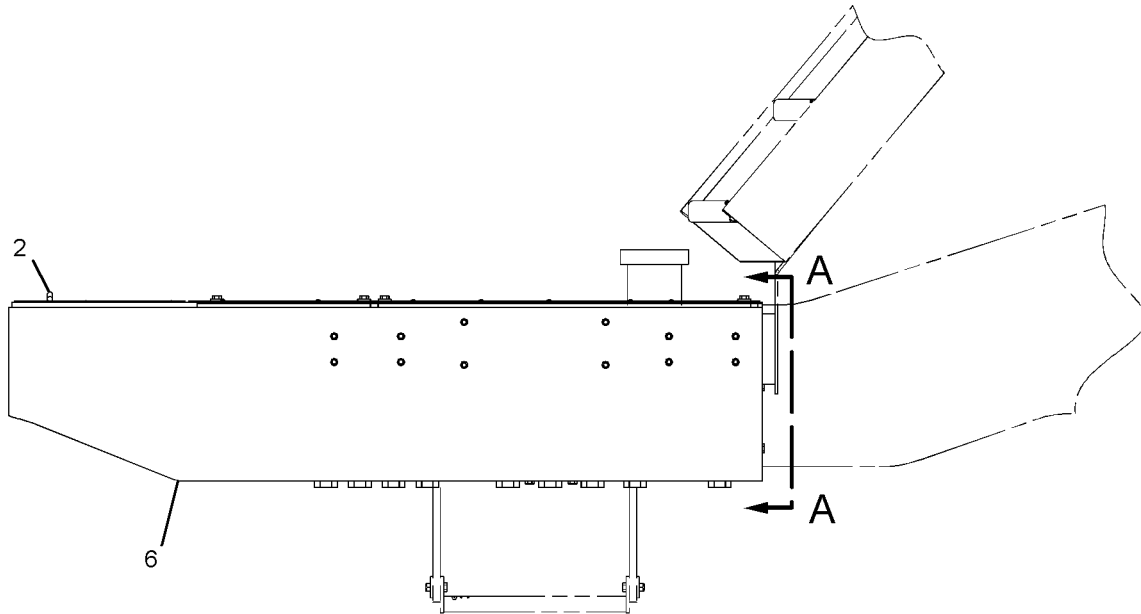
M-METRIC PART

Y-SEPARATE ILLUSTRATION

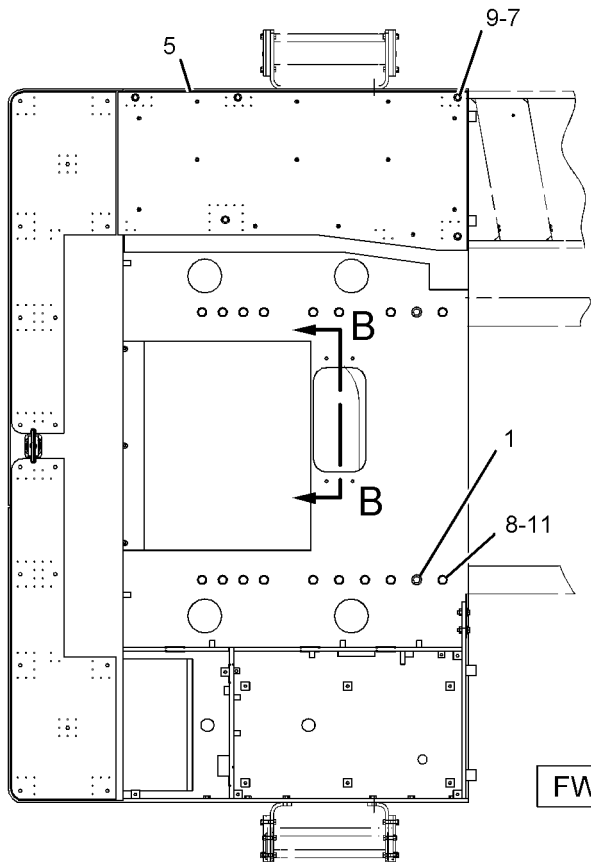
FRAME AND BODY

260-1400 BUMPER GP-REAR (contd.)

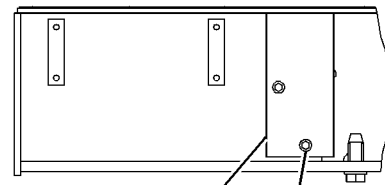
i02343042



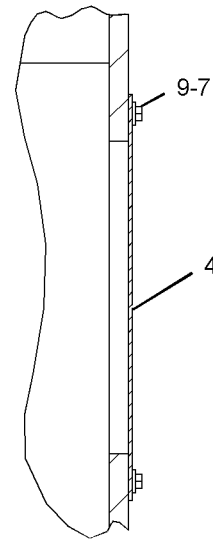
RIGHT SIDE VIEW



TOP VIEW



VIEW A-A



SECTION B-B

GRAPHIC #1

<END>

g01127977

FRAME AND BODY

260-1400 BUMPER GP-REAR

S/N: BXY2987-UP

PART OF 298-6964, 298-6965 LIFT AR
AN ATTACHMENT

SMCS-7156

i03788393

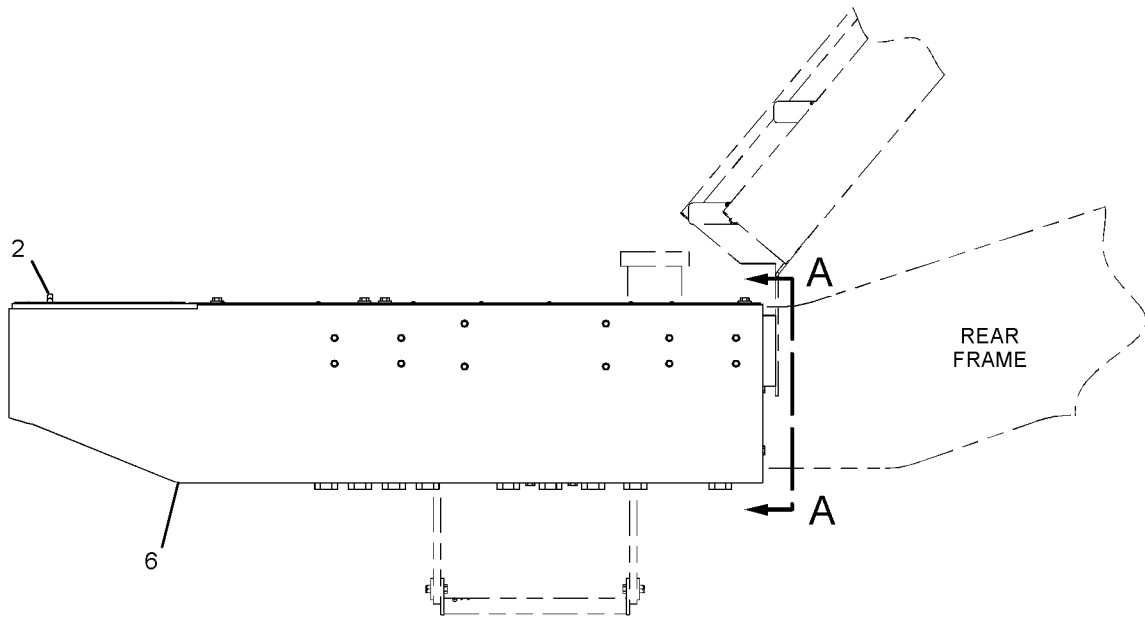
NOTE	REF NO	GRAPHIC REF	PART NUMBER	QTY	PART NAME						SEE PAGE
					1	2	3	4	5	6 (PRODUCT LEVEL)	
	1	1	6M-1622	2	DOWEL						
Y	2	1	136-5049	1	DRAWBAR GP						912
	3	1	140-3129	1	PLATE						
	4	1	160-4357	1	PLATE						
	5	1	192-8848	1	PLATE AS						
C	6	1	328-3055	1	BUMPER AS						
M		1	9R-2613	3	BOSS-WELD (M10X1.5X25-MM)						
		1	173-5986	1	TREAD (RH)						
		1	173-5987	1	TREAD (LH)						
	7	1	5P-1076	11	WASHER-HARD (13.5X30X4-MM THK)						
M	8	1	8C-8723	18	BOLT (M30X3.5X80-MM)						
M	9	1	8T-4139	9	BOLT (M12X1.75X30-MM)						
M	10	1	8T-4183	2	BOLT (M12X1.75X40-MM)						
	11	1	9X-8258	18	WASHER (33X56X6-MM THK)						

C-CHANGE FROM PREVIOUS TYPE
M-METRIC PART
Y-SEPARATE ILLUSTRATION

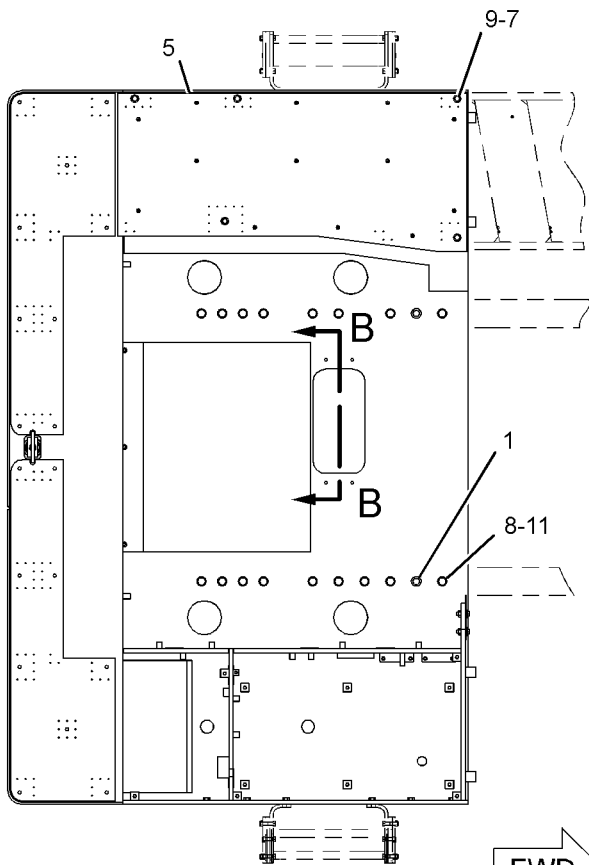
FRAME AND BODY

260-1400 BUMPER GP-REAR (contd.)

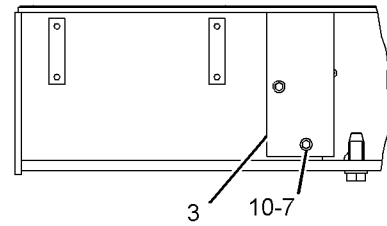
i03788393



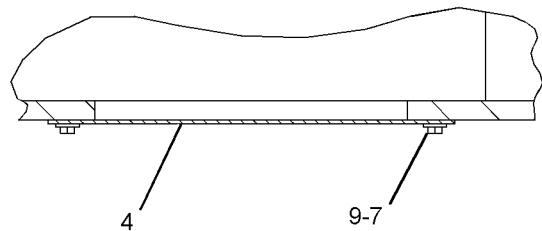
RIGHT SIDE VIEW



TOP VIEW



VIEW A-A



SECTION B-B

GRAPHIC #1

<END>

g02058758

FRAME AND BODY

308-2720 BUMPER GP-REAR

S/N: BXY1900-UP

PART OF 2Q-8722, 2Q-8733, 2Q-8744, 2Q-8749, 2Q-8752, 2Q-8753 STEEL MILL AR
AN ATTACHMENT

SMCS-7156

i02728628

NOTE	REF NO	GRAPHIC REF	PART NUMBER	QTY	PART NAME						SEE PAGE
					1	2	3	4	5	6 (PRODUCT LEVEL)	
	1	1	6M-1622	2	DOWEL						
Y	2	1	136-5049	1	DRAWBAR GP						912
	3	1	140-3129	1	PLATE						
	4	1	160-4357	2	PLATE						
	5	1	192-8848	1	PLATE AS						
		1	6V-2370	13	RIVET-POP						
	6	1	308-8496	1	BUMPER AS						
		1	284-1570	1	TREAD (LH)						
		1	284-1571	1	TREAD (RH)						
	7	1	5P-1076	15	WASHER-HARD (13.5X30X4-MM THK)						
M	8	1	8C-8723	18	BOLT (M30X3.5X80-MM)						
M	9	1	8T-4139	13	BOLT (M12X1.75X30-MM)						
M	10	1	8T-4183	2	BOLT (M12X1.75X40-MM)						
	11	1	9X-8258	18	WASHER (33X56X6-MM THK)						

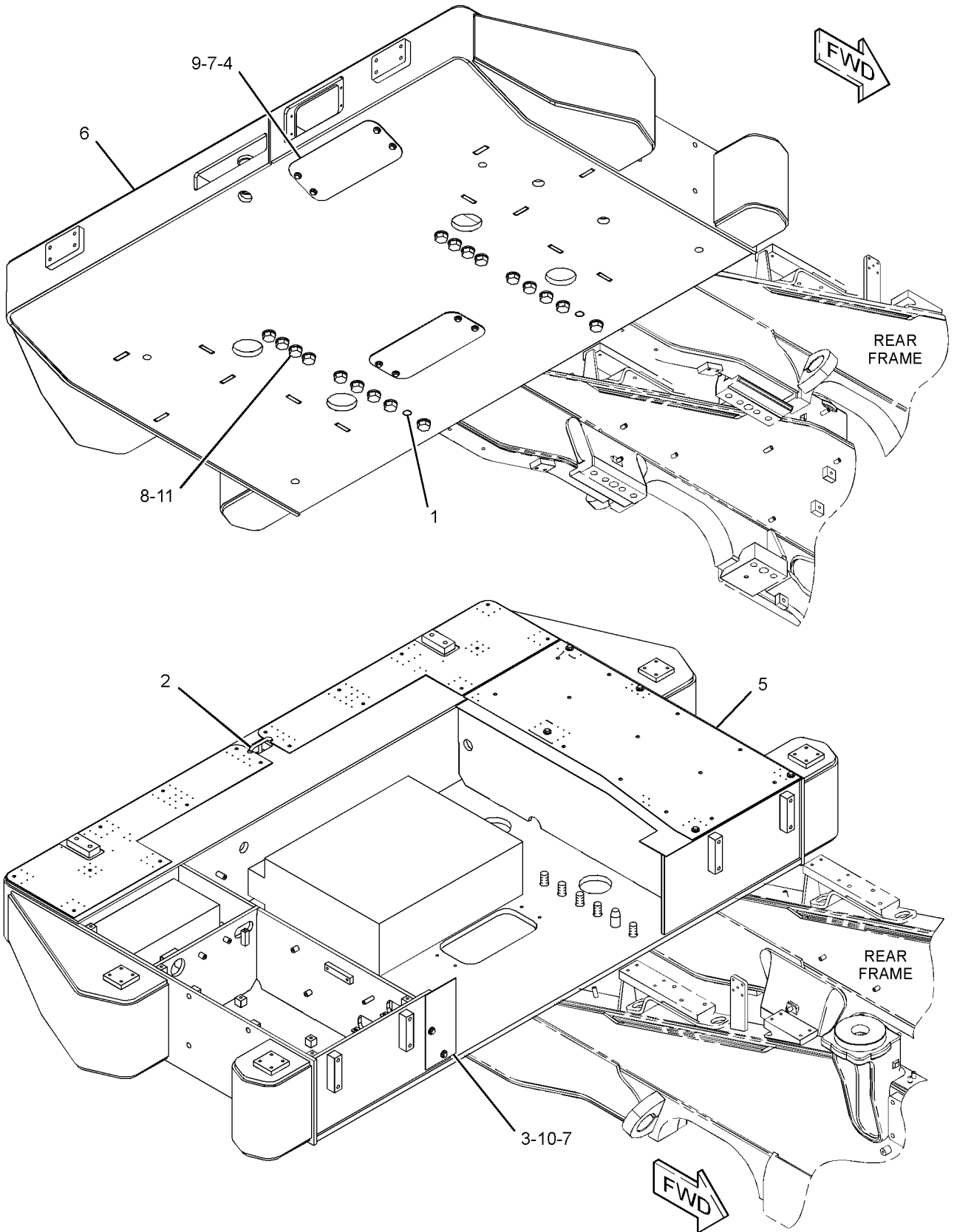
M-METRIC PART

Y-SEPARATE ILLUSTRATION

FRAME AND BODY

308-2720 BUMPER GP-REAR (contd.)

i02728628



GRAPHIC #1

<END>

g01369210

FRAME AND BODY

328-3080 COVER GP-ACCESS

S/N: BXY2983-UP

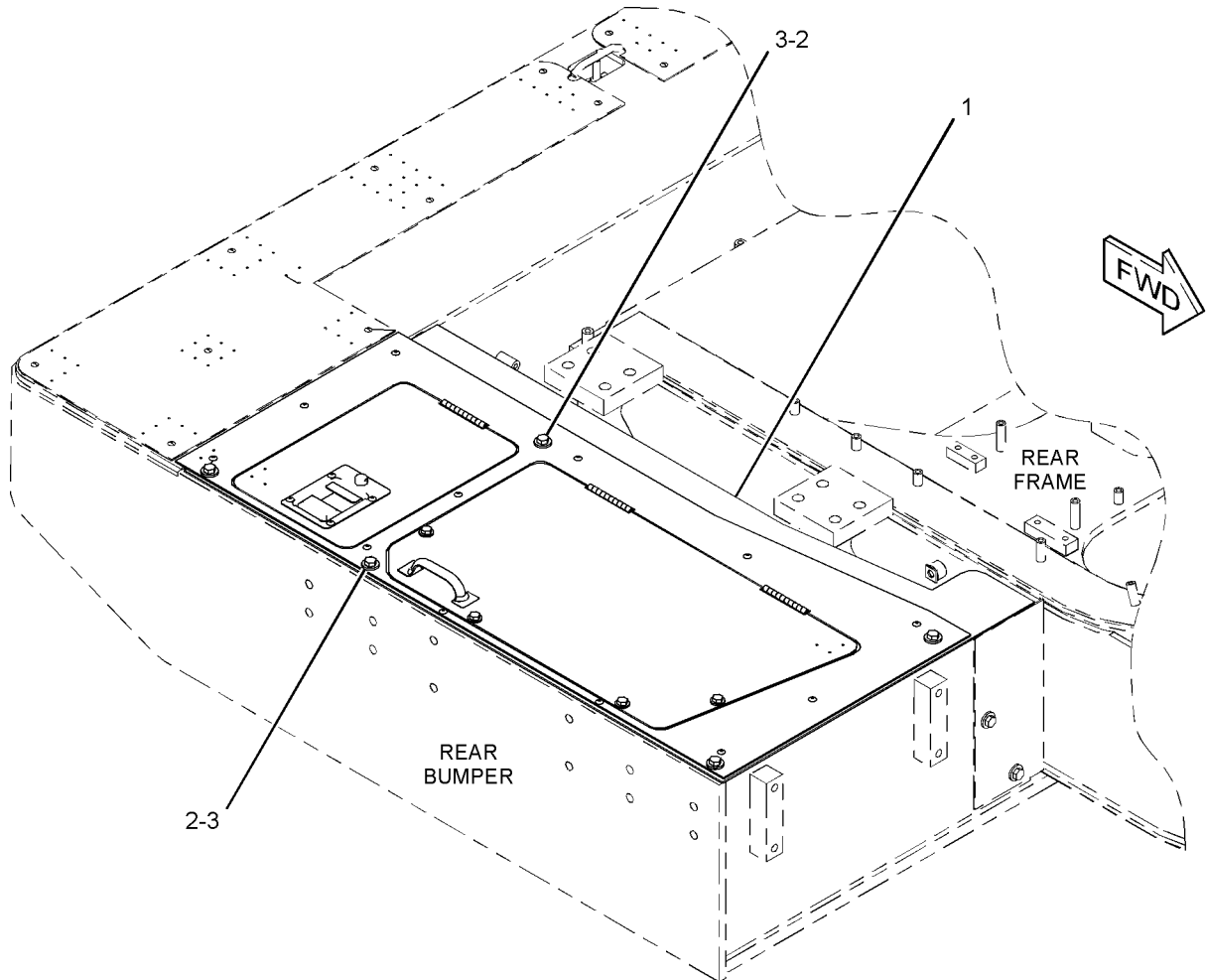
PART OF 284-2735 CHASSIS AR

SMCS-726A

i03765270

NOTE	REF NO	GRAPHIC REF	PART NUMBER	QTY	PART NAME						SEE PAGE
					1	2	3	4	5	6 (PRODUCT LEVEL)	
Y	1	1	333-2014	1	COVER GP-BUMPER (BATTERY COMPARTMENT ACCESS)						906
	2	1	5P-1076	5	WASHER-HARD (13.5X30X4-MM THK)						
M	3	1	8T-4139	5	BOLT (M12X1.75X30-MM)						

M-METRIC PART
Y-SEPARATE ILLUSTRATION



GRAPHIC #1

<END>

g02062873

FRAME AND BODY

192-8851 COVER GP-BUMPER-BATTERY COMPARTMENT ACCESS, RH

S/N: BXY1-UP

PART OF 153-7044 LADDER GP

AN ATTACHMENT

TYPE 1

SMCS-7156

i02564878

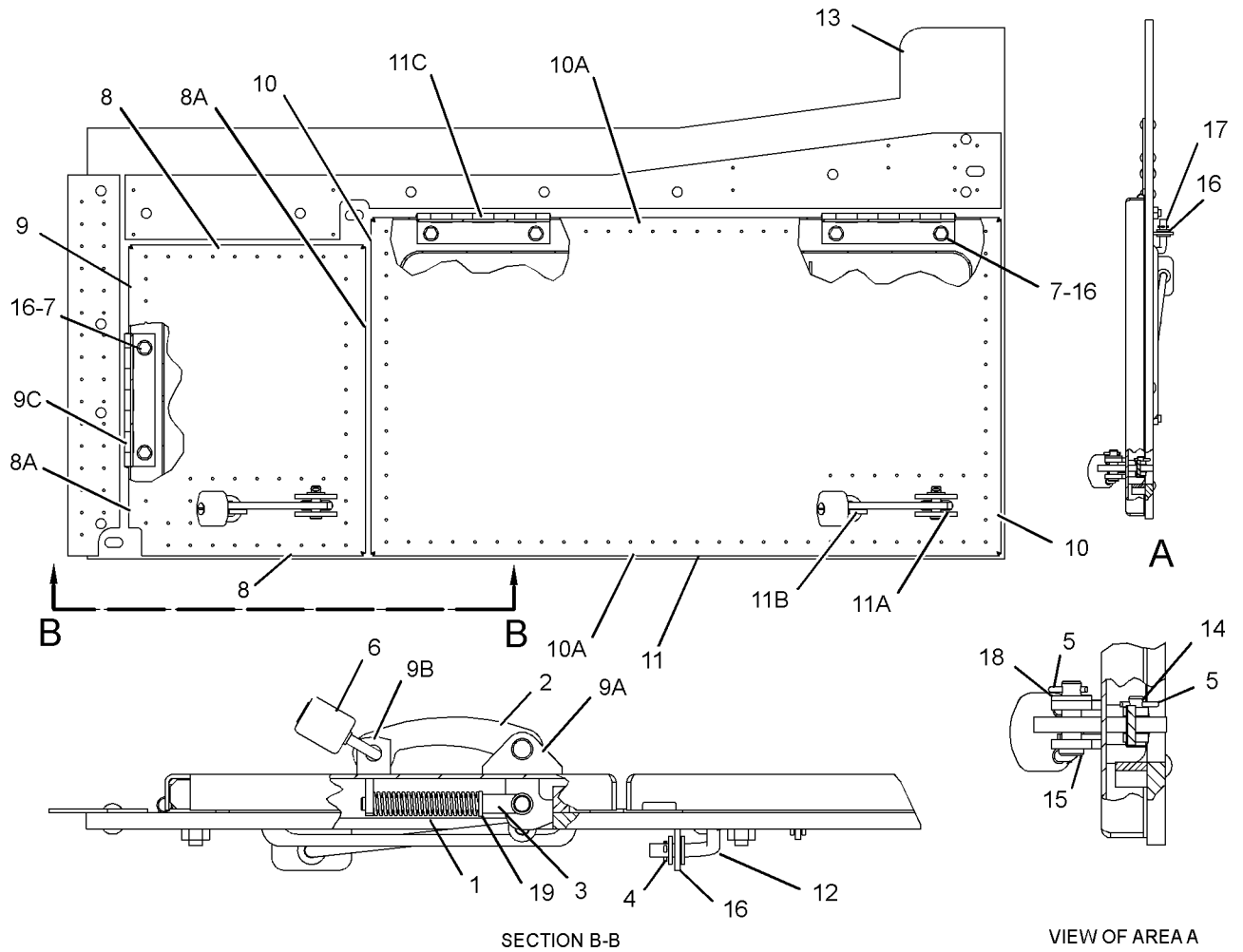
NOTE	REF NO	GRAPHIC REF	PART NUMBER	QTY	PART NAME						SEE PAGE
					1	2	3	4	5	6 (PRODUCT LEVEL)	
	1	1	1B-9920	2	SPRING						
	2	1	1H-7365	2	HANDLE-LATCH						
	3	1	1H-7366	2	ROD						
	4	1	3B-4610	2	PIN-COTTER						
	5	1	3B-4617	4	PIN-COTTER						
	6	1	246-2641	2	PADLOCK GP						
					(EACH INCLUDES KEY)						
M	7	1	8T-4195	6	BOLT (M10X1.5X30-MM)						
D	8	1	6V-1392		SEAL (0.3-M EACH)						
D	8A	1	6V-1392		SEAL (0.5-M EACH)						
	9	1	198-9403	1	DOOR AS-ACCESS (DISC SWITCH, AUX RECEPTACLE)						
	9A	1	1H-7262	2	LUG						
	9B	1	1H-7263	2	LUG						
	9C	1	106-9010	1	HINGE						
D	10	1	6V-1392		SEAL (0.4-M EACH)						
D	10A	1	6V-1392		SEAL (0.9-M EACH)						
	11	1	198-9406	1	DOOR AS-ACCESS (BATTERY COMPARTMENT)						
	11A	1	1H-7262	2	LUG						
	11B	1	1H-7263	2	LUG						
	11C	1	106-9010	2	HINGE						
	12	1	149-8452	1	ROD AS						
	13	1	198-9397	1	PLATE AS						
	14	1	1B-0676	2	PIN						
	15	1	3B-8153	2	PIN-CLEVIS						
	16	1	8T-4121	8	WASHER-HARD (11X21X2.5-MM THK)						
	17	1	198-9407	1	ROD AS						
	18	1	8T-4223	2	WASHER-HARD (13.5X25.5X3-MM THK)						
	19	1	8T-4896	2	WASHER-HARD (10.2X18.5X2.5-MM THK)						

D-ORDER BY THE METER
M-METRIC PART

FRAME AND BODY

192-8851 COVER GP-BUMPER (contd.)

i02564878



GRAPHIC #1

<END>

g01288034

FRAME AND BODY

192-8851 COVER GP-BUMPER-BATTERY COMPARTMENT ACCESS, RH

S/N: BXY1-UP

PART OF 153-7044 LADDER GP

AN ATTACHMENT

TYPE 2

SMCS-7156

i03775931

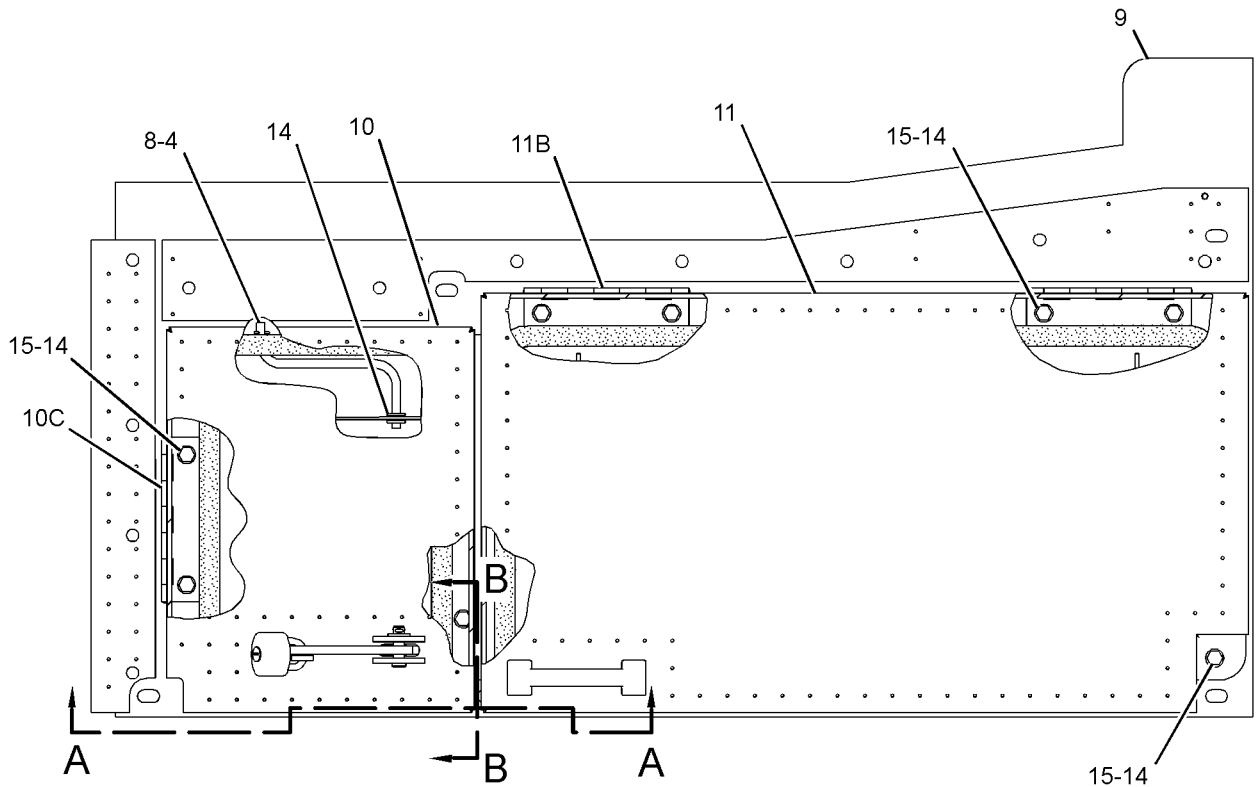
NOTE	REF NO	GRAPHIC REF	PART NUMBER	QTY	PART NAME						SEE PAGE
					1	2	3	4	5	6 (PRODUCT LEVEL)	
C	1	1	1B-9920	1	SPRING						
C	2	1	1H-7365	1	HANDLE-LATCH						
C	3	1	1H-7366	1	ROD						
	4	1	3B-4610	2	PIN-COTTER						
C	5	1	3B-4617	2	PIN-COTTER						
C	6	1	246-2641	1	PADLOCK GP						
		1	5P-8500	1	KEY						
	7	1	149-8452	1	ROD AS						
	8	1	198-9407	1	ROD AS						
C	9	1	327-4309	1	PLATE AS						
		1	6V-1635	12	RIVET-POP						
M		1	8T-3490	8	NUT-WELD (M10X1.5-THD)						
C	10	1	327-9346	1	DOOR AS-ACCESS						
	10A	1	1H-7262	2	LUG						
	10B	1	1H-7263	2	LUG						
	10C	1	106-9010	1	HINGE						
C	11	1	327-9347	1	DOOR AS-ACCESS						
	11A	1	1V-8732	1	HANDLE						
	11B	1	106-9010	2	HINGE						
C	12	1	1B-0676	1	PIN						
C	13	1	3B-8153	1	PIN-CLEVIS						
C	14	1	8T-4121	10	WASHER-HARD (11X21X2.5-MM THK)						
CM	15	1	8T-4195	8	BOLT (M10X1.5X30-MM)						
C	16	1	8T-4223	1	WASHER-HARD (13.5X25.5X3-MM THK)						
C	17	1	8T-4896	1	WASHER-HARD (10.2X18.5X2.5-MM THK)						
CD	18	1	308-9131		SEAL (1.3-M)						
CD	18A	1	308-9131		SEAL (2.4-M)						

C-CHANGE FROM PREVIOUS TYPE
D-ORDER BY THE METER
M-METRIC PART

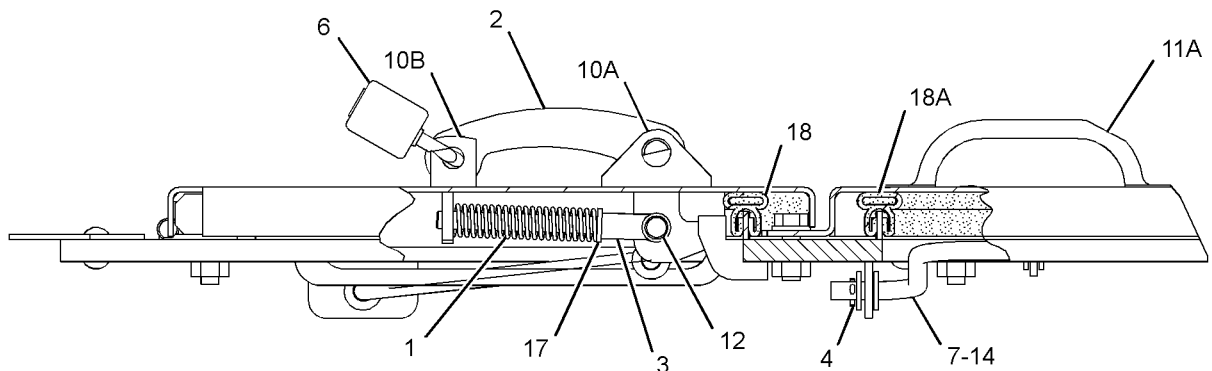
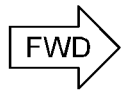
FRAME AND BODY

192-8851 COVER GP-BUMPER (contd.)

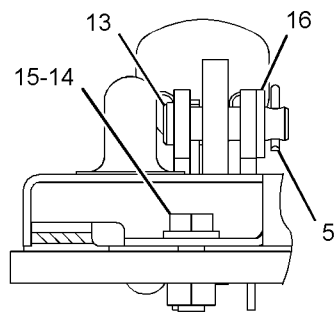
i03775931



TOP VIEW



SECTION A-A



SECTION B-B

<END>

GRAPHIC #1

g02029398

FRAME AND BODY

192-8852 COVER GP-BUMPER-BATTERY COMPARTMENT ACCESS, RH

S/N: BXY1900-2982

PART OF 284-2735 CHASSIS AR, 142-5799, 227-3269 LADDER GP
ALSO AN ATTACHMENT

SMCS-7156

i02262641

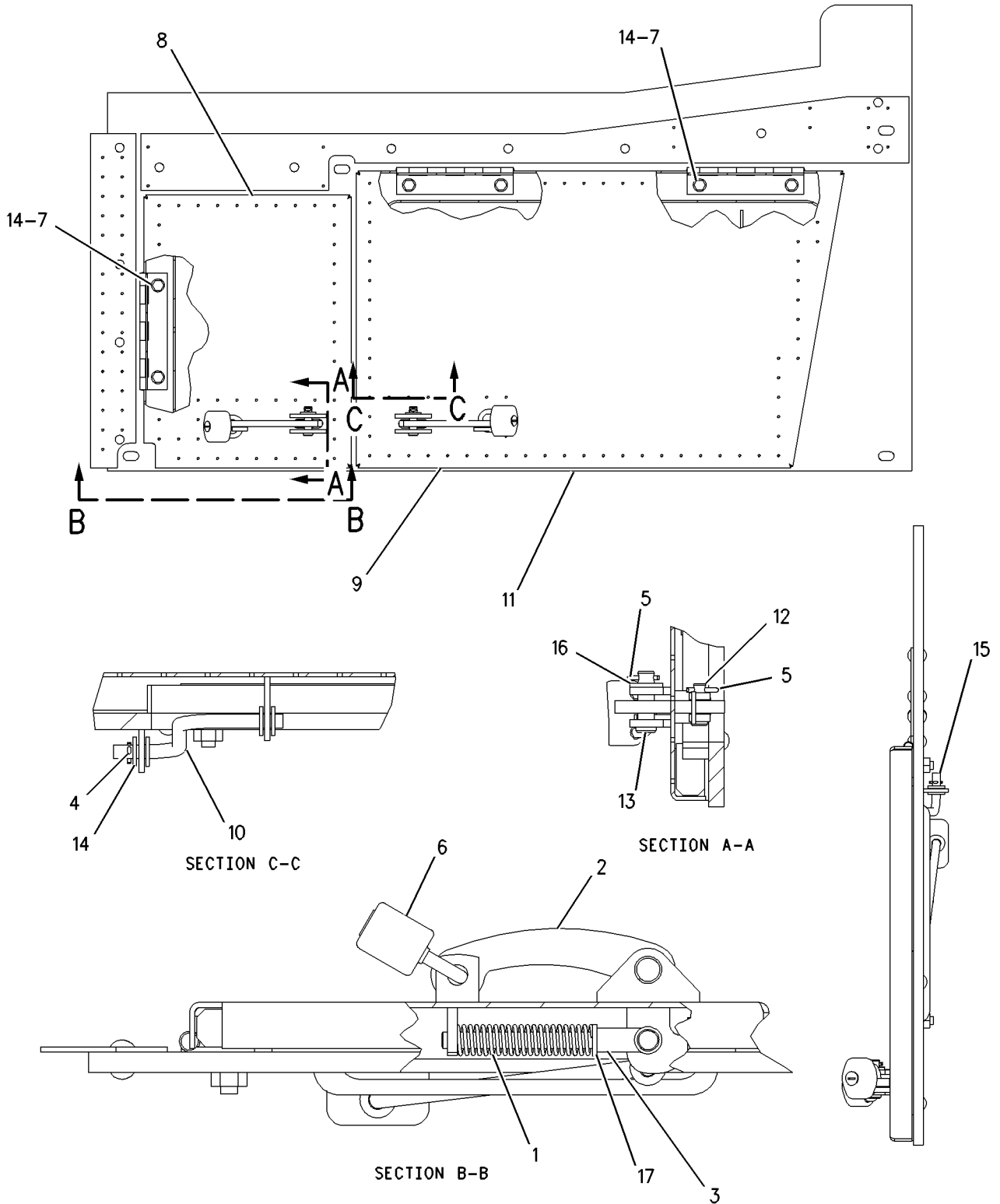
NOTE	REF NO	GRAPHIC REF	PART NUMBER	QTY	PART NAME						SEE PAGE
					1	2	3	4	5	6 (PRODUCT LEVEL)	
	1	1	1B-9920	2	SPRING						
	2	1	1H-7365	2	HANDLE-LATCH						
	3	1	1H-7366	2	ROD						
	4	1	3B-4610	2	PIN-COTTER						
	5	1	3B-4617	4	PIN-COTTER						
	6	1	246-2641	2	PADLOCK GP						
					(EACH INCLUDES KEY)						
M	7	1	8T-4195	6	BOLT (M10X1.5X30-MM)						
	8	1	198-9403	1	DOOR AS-ACCESS (DISC SWITCH, AUX RECEPTACLE)						
	9	1	198-9412	1	DOOR AS-ACCESS (BATTERY COMPARTMENT)						
					(EACH DOOR ASSEMBLY INCLUDES)						
		1	1H-7262	2	LUG						
		1	1H-7263	2	LUG						
		1	106-9010	2	HINGE						
	10	1	149-8452	1	ROD AS						
	11	1	198-9408	1	PLATE AS						
	12	1	1B-0676	2	PIN						
	13	1	3B-8153	2	PIN-CLEVIS						
	14	1	8T-4121	8	WASHER-HARD (11X21X2.5-MM THK)						
	15	1	198-9407	1	ROD AS						
	16	1	8T-4223	2	WASHER-HARD (13.5X25.5X3-MM THK)						
	17	1	8T-4896	2	WASHER-HARD (10.2X18.5X2.5-MM THK)						

M-METRIC PART

FRAME AND BODY

192-8852 COVER GP-BUMPER (contd.)

i02262641



GRAPHIC #1

<END>

g00770162

FRAME AND BODY

333-2014 COVER GP-BUMPER

S/N: BXY2983-UP

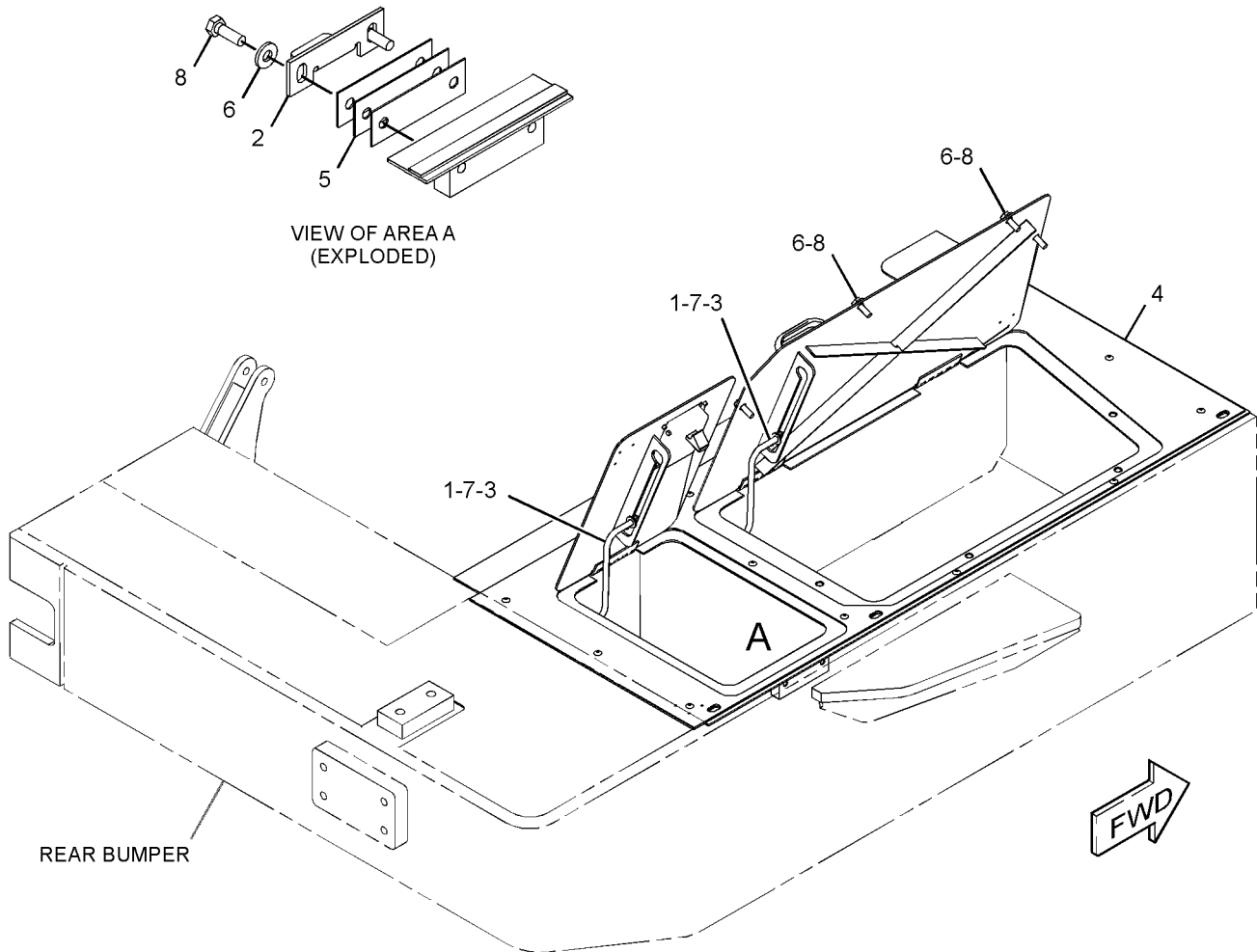
PART OF 328-3080 COVER GP-ACCESS

SMCS-7156

i03812689

NOTE	REF NO	GRAPHIC REF	PART NUMBER	QTY	PART NAME						SEE PAGE
					1	2	3	4	5	6 (PRODUCT LEVEL)	
	1	1	3B-4610	2	PIN-COTTER						
	2	1	106-6220	1	BRACKET						
	3	1	149-8452	2	ROD AS						
					(EACH INCLUDES)						
		1	8T-4121	3	WASHER-HARD (11X21X2.5-MM THK)						
	4	1	328-3052	1	PLATE AS (BATTERY COMPARTMENT ACCESS)						
		1	9X-2299	1	LATCH AS						
		1	6V-2370	4	RIVET-POP						
B	5	1	106-6221	3	SHIM (1.6-MM THK)						
	6	1	7X-7729	6	WASHER (11X25X3-MM THK)						
	7	1	8T-4121	2	WASHER-HARD (11X21X2.5-MM THK)						
M	8	1	8T-4195	6	BOLT (M10X1.5X30-MM)						

B-USE AS REQUIRED
M-METRIC PART



GRAPHIC #1

<END>

g02066053

FRAME AND BODY

261-9434 COVER GP-ELECTRONICS BAY-REAR

S/N: BXY1-UP

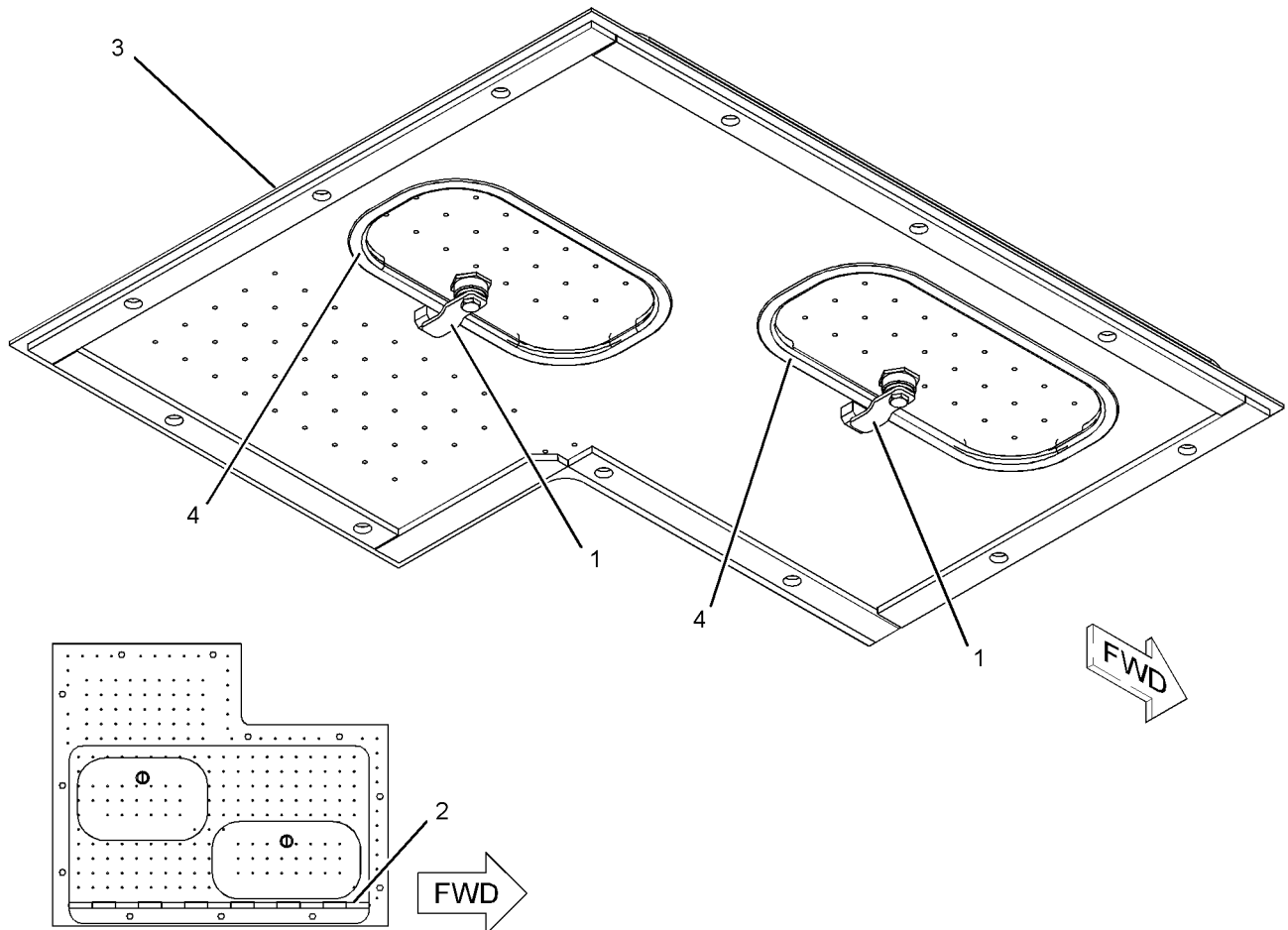
PART OF 257-0051, 280-4033, 292-8134, 308-2710, 309-0972, 309-0973 WIRING
GP-ELECTRONICS BAY
ALSO AN ATTACHMENT

SMCS-5201, 7276

i02218639

NOTE	REF NO	GRAPHIC REF	PART NUMBER	QTY	PART NAME						SEE PAGE
					1	2	3	4	5	6 (PRODUCT LEVEL)	
	1	1	175-7419	2	LOCK						
	2	1	261-9424	1	DOOR AS						
	3	1	261-9433	1	COVER AS						
E	4	1	177-4122		SEAL (140-CM)						

E-ORDER BY THE CENTIMETER



TOP VIEW

GRAPHIC #1

<END>

g01121156

FRAME AND BODY

242-5177 DEFLECTOR GP-HOOD

S/N: BXY1-UP

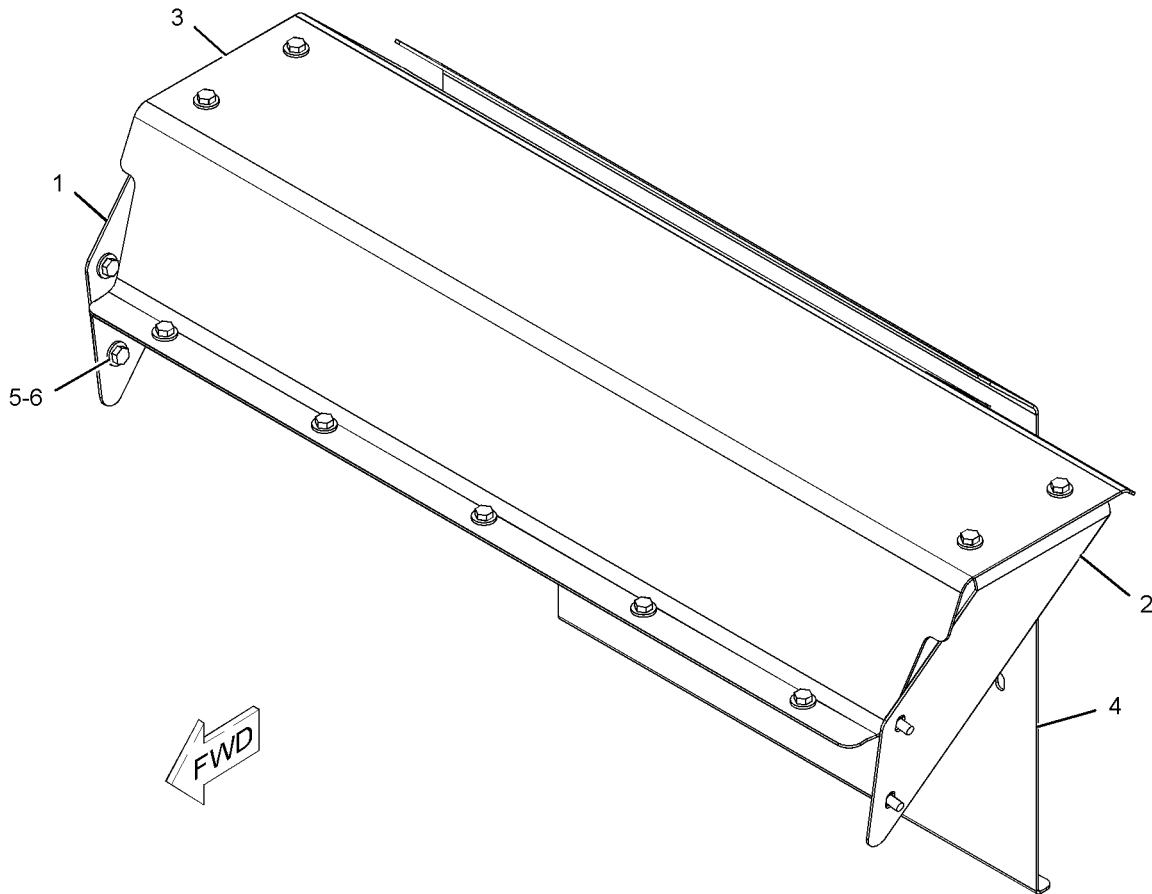
PART OF 226-1956 COOLING AR-HIGH AMBIENT TEMP
AN ATTACHMENT

SMCS-7251

i02218139

NOTE	REF NO	GRAPHIC REF	PART NUMBER	QTY	PART NAME						SEE PAGE
					1	2	3	4	5	6 (PRODUCT LEVEL)	
	1	1	239-7440	1	SHEET AS						
M		1	8T-3490	2	NUT-WELD (M10X1.5-THD)						
	2	1	239-7441	1	SHEET AS						
M		1	8T-3490	2	NUT-WELD (M10X1.5-THD)						
	3	1	242-5175	1	SHEET						
	4	1	242-5176	1	SHEET						
	5	1	7X-7729	13	WASHER (11X25X3-MM THK)						
M	6	1	8T-4137	13	BOLT (M10X1.5X20-MM)						

M-METRIC PART



GRAPHIC #1

<END>

g01121215

FRAME AND BODY

163-8033 DOOR GP-ACCESS-HOOD SIDE, REAR, RH

S/N: BXY1-UP

PART OF 225-5235 HOOD & GUARD GP

SMCS-7273

i01505338

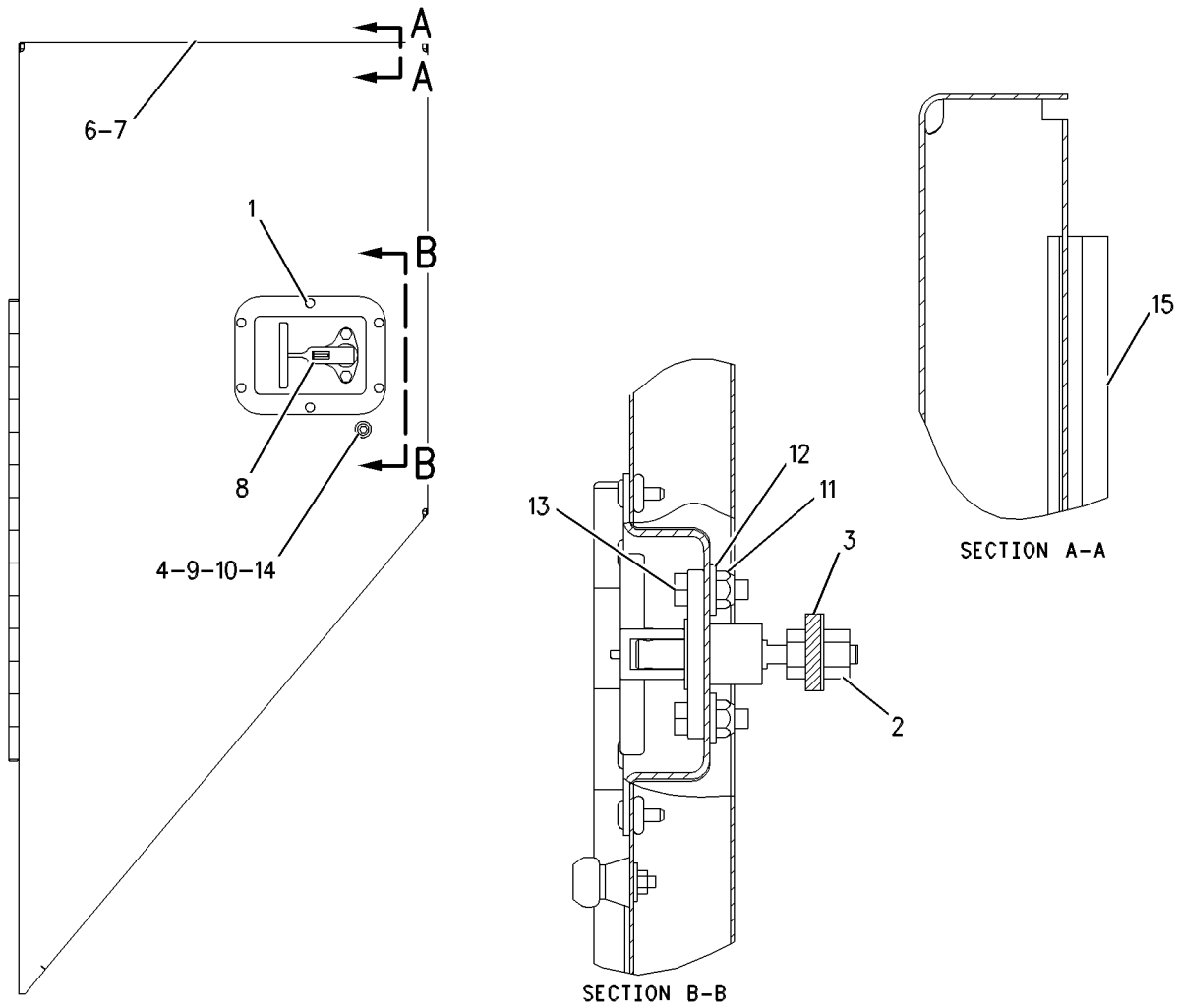
NOTE	REF NO	GRAPHIC REF	PART NUMBER	QTY	PART NAME						SEE PAGE
					1	2	3	4	5	6 (PRODUCT LEVEL)	
	1	1	6V-2370	12	RIVET-POP						
M	2	1	139-6366	4	NUT (M14X2-THD)						
	3	1	8T-1578	2	PAWL						
	4	1	9R-8538	2	PLUNGER (LATCH)						
	6	1	142-7008	1	DOOR AS						
	7	1	142-7009	1	DOOR AS						
	8	1	160-6328	2	LATCH AS						
					(EACH INCLUDES)						
		1	7X-0766	1	SPRING-LATCH						
		1	8Y-3999	1	BRACKET-MOUNTING						
		1	8Y-3998	1	HANDLE-LATCH						
		1	8Y-3966	1	WASHER (14.7X35X1.57-MM THK)						
		1	8Y-8306	1	SHAFT-LATCH						
		1	6H-3956	1	PIN						
M	9	1	5C-2890	2	NUT (M6X1-THD)						
	10	1	5P-4115	2	WASHER-HARD (7.2X19X2-MM THK)						
M	11	1	6V-7744	4	LOCKNUT (M10X1.5-THD)						
	12	1	7X-7729	4	WASHER (11X25X3-MM THK)						
M	13	1	8T-4195	4	BOLT (M10X1.5X30-MM)						
M	14	1	8T-4971	2	BOLT (M6X1X30-MM)						
D	15	1	5P-7483		SEAL (1.3M)						

D-ORDER BY THE METER
M-METRIC PART

FRAME AND BODY

163-8033 DOOR GP-ACCESS (contd.)

i01505338



GRAPHIC #1

<END>

g00554599

FRAME AND BODY

180-9272 DOOR GP-ACCESS-HOOD TOP

S/N: BXY1-UP

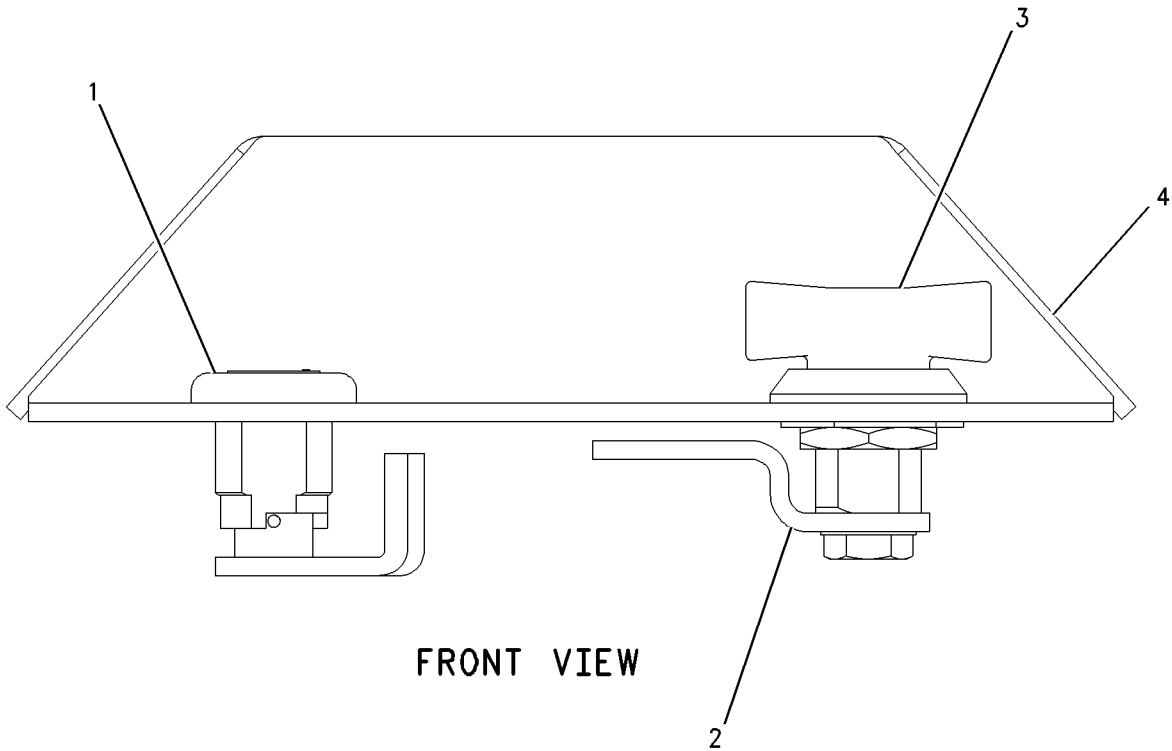
PART OF 225-5235 HOOD & GUARD GP

SMCS-7273

i01758993

NOTE	REF NO	GRAPHIC REF	PART NUMBER	QTY	PART NAME						SEE PAGE
					1	2	3	4	5	6 (PRODUCT LEVEL)	
J	1	1	126-7168	1	LOCK AS						
		1	7F-9223	1	LOCKWASHER						
		1	8T-5004	2	SCREW-MACHINE (1/4-28X0.375 IN)						
	2	1	125-8176	1	CAM-LATCH						
	3	1	174-6381	1	LATCH AS						
	4	1	180-9270	1	COVER AS						
		1	9V-3659	1	HINGE						

J-REQUIRES 5P8500 KEY



GRAPHIC #1

<END>

g00900170

FRAME AND BODY

136-5049 DRAWBAR GP

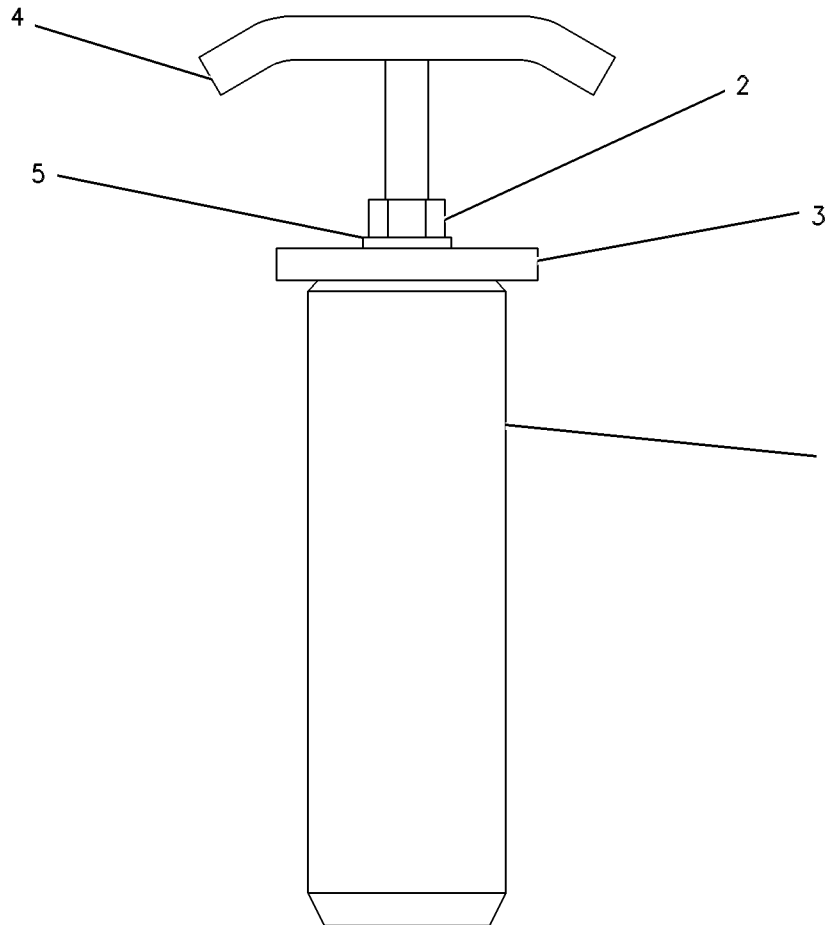
S/N: BXY1-UP

PART OF 255-6961, 260-1400, 308-2720 BUMPER GP-REAR
AN ATTACHMENT

SMCS-7105, 7119

i00778711

NOTE	REF NO	GRAPHIC REF	PART NUMBER	QTY	PART NAME						SEE PAGE
					1	2	3	4	5	6 (PRODUCT LEVEL)	
	1	1	1V-0134	1	PIN						
	2	1	6V-8188	1	NUT (1/2-13-THD)						
	3	1	4V-1074	1	PLATE						
	4	1	140-3673	1	HANDLE AS						
	5	1	8T-4223	1	WASHER-HARD (13.5X25.5X3-MM THK)						



GRAPHIC #1

<END>

g00296184

FRAME AND BODY

313-5472 FENDER GP

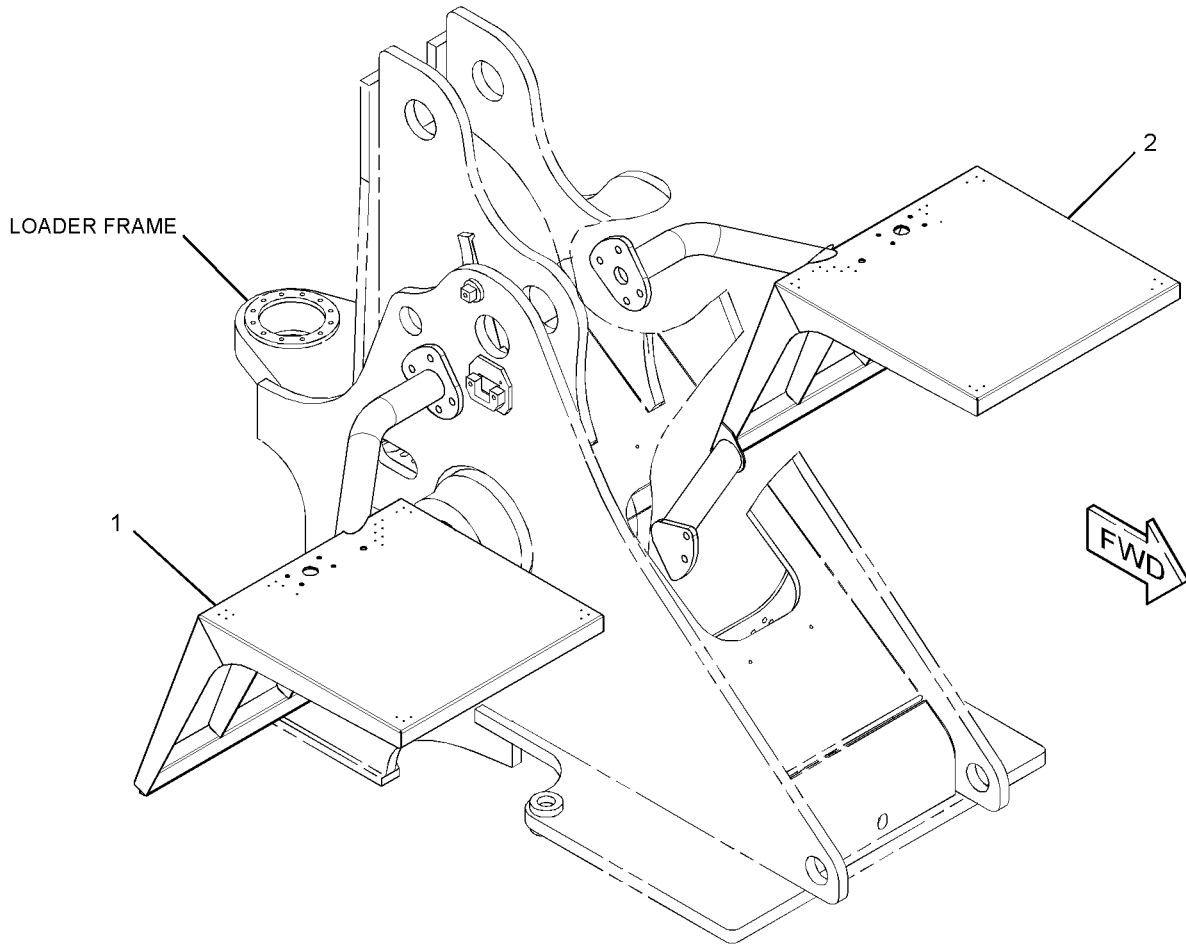
S/N: BXY1-UP

PART OF 170-7339 FENDER GP-FRONT
AN ATTACHMENT

SMCS-7252

i03013454

NOTE	REF NO	GRAPHIC REF	PART NUMBER	QTY	PART NAME						SEE PAGE
					1	2	3	4	5	6 (PRODUCT LEVEL)	
	1	1	215-2425	1	FENDER AS (RH)						
	2	1	215-2426	1	FENDER AS (LH)						
					(EACH FENDER AS INCLUDES)						
		1	211-0248	1	PLATE						



GRAPHIC #1

<END>

g01526454

FRAME AND BODY

114-5125 FENDER GP-FRONT

S/N: BXY1-UP

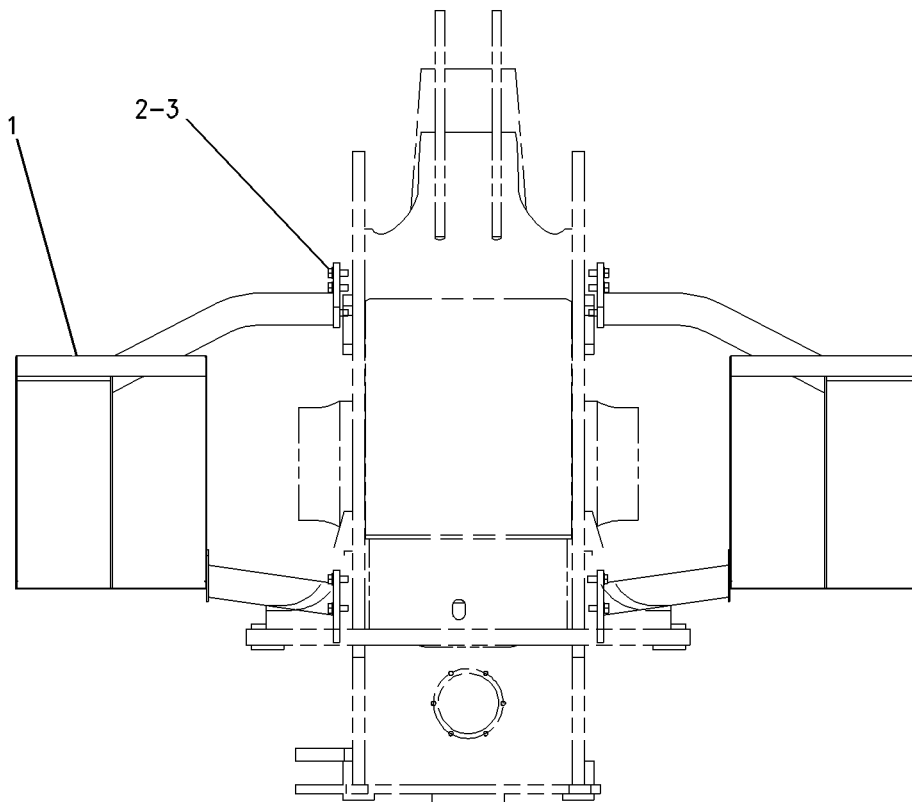
PART OF 164-6084, 164-6085, 2Q-8043 LADDER & FENDER AR
AN ATTACHMENT

SMCS-7252

i01771992

NOTE	REF NO	GRAPHIC REF	PART NUMBER	QTY	PART NAME						SEE PAGE
					1	2	3	4	5	6 (PRODUCT LEVEL)	
Y	1	1	224-4229	1	FENDER GP-FRONT						916
	2	1	8T-4123	12	WASHER (22X35X3.5-MM THK)						
M	3	1	8T-6430	12	BOLT (M20X2.5X50-MM)						

M-METRIC PART
Y-SEPARATE ILLUSTRATION



GRAPHIC #1

<END>

g00906015

FRAME AND BODY

170-7339 FENDER GP-FRONT

S/N: BXY1-UP

PART OF 170-7340 LADDER & FENDER AR
AN ATTACHMENT

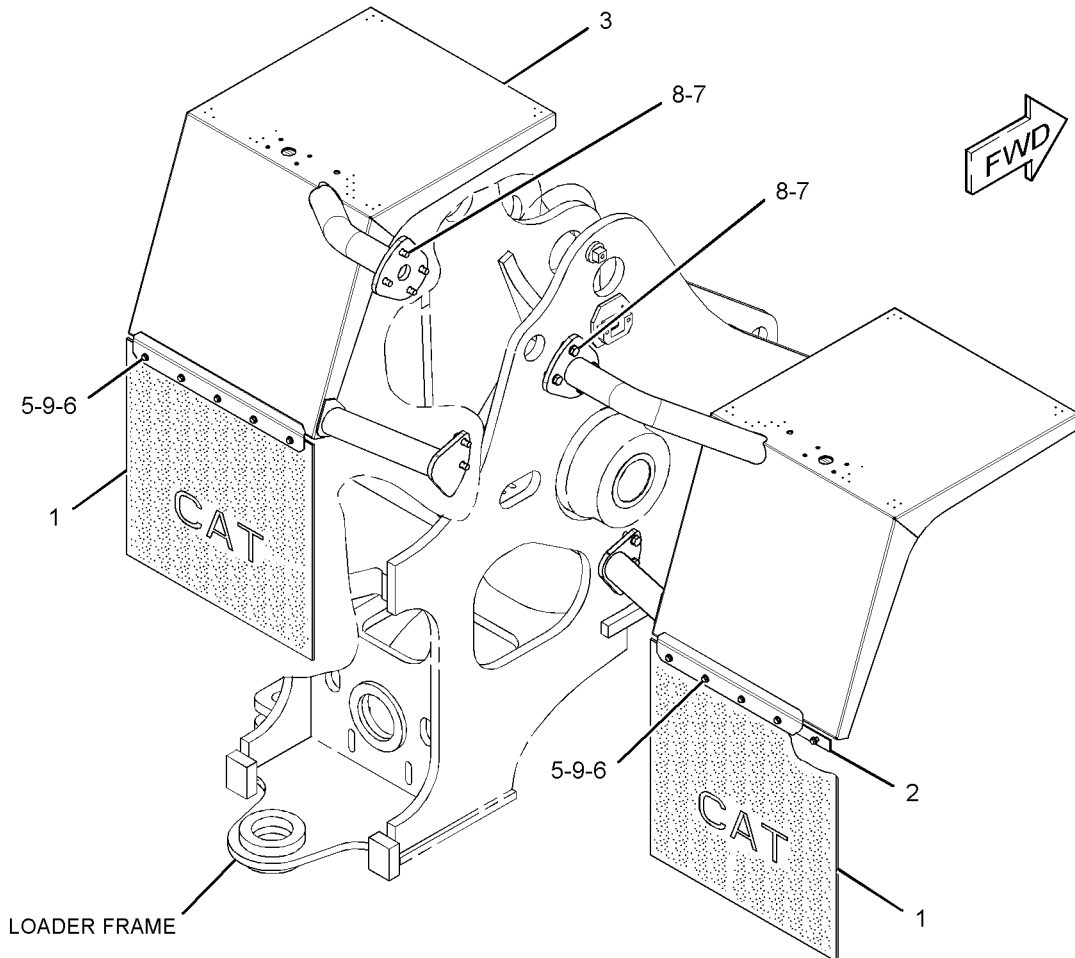
SMCS-7252

i03013319

NOTE	REF NO	GRAPHIC REF	PART NUMBER	QTY	PART NAME						SEE PAGE
					1	2	3	4	5	6 (PRODUCT LEVEL)	
	1	1	8J-2962	2	FLAP						
	2	1	146-8349	2	STRIP						
Y	3	1	313-5472	1	FENDER GP						913
M	5	1	6V-7687	10	LOCKNUT (M12X1.75-THD)						
M	6	1	8T-4956	10	BOLT (M12X1.75X35-MM)						
	7	1	8T-4123	12	WASHER (22X35X3.5-MM THK)						
M	8	1	8T-6430	12	BOLT (M20X2.5X50-MM)						
	9	1	8T-4223	10	WASHER-HARD (13.5X25.5X3-MM THK)						

M-METRIC PART

Y-SEPARATE ILLUSTRATION



GRAPHIC #1

<END>

g01526480

FRAME AND BODY

224-4229 FENDER GP-FRONT

S/N: BXY1-UP

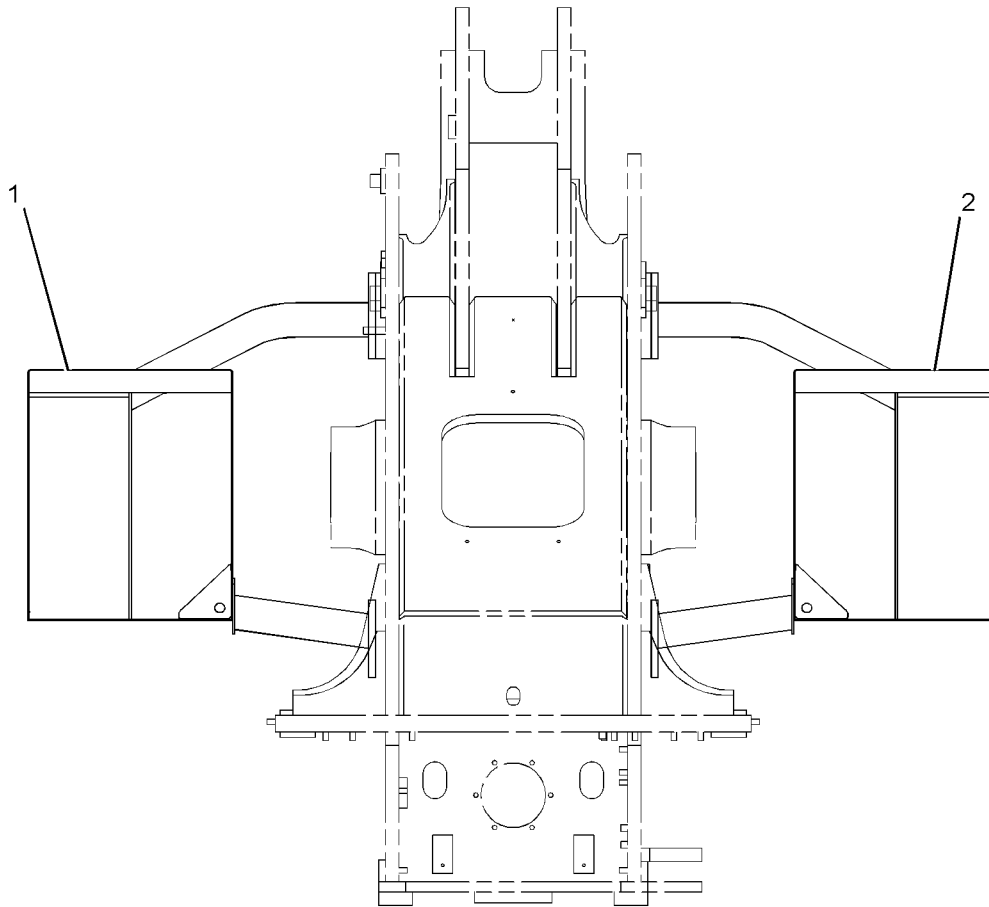
PART OF 114-5125 FENDER GP-FRONT
AN ATTACHMENT

SMCS-7252

i02387623

NOTE	REF NO	GRAPHIC REF	PART NUMBER	QTY	PART NAME						SEE PAGE
					1	2	3	4	5	6 (PRODUCT LEVEL)	
	1	1	215-2423	1	FENDER AS-FRONT (RH)						
M		1	8T-3490	4	NUT-WELD (M10X1.5-THD)						
		1	211-0248	1	PLATE						
	2	1	215-2424	1	FENDER AS-FRONT (LH)						
M		1	8T-3490	4	NUT-WELD (M10X1.5-THD)						
		1	211-0248	1	PLATE						

M-METRIC PART



FRONT VIEW

GRAPHIC #1

<END>

g01191973

FRAME AND BODY

142-5800 FENDER GP-REAR

S/N: BXY1-2809

PART OF 170-7340 LADDER & FENDER AR

CANNOT BE USED WITH 142-5799-PAGE 987, 153-7044-PAGE 989
AN ATTACHMENT

SMCS-7252

i02022476

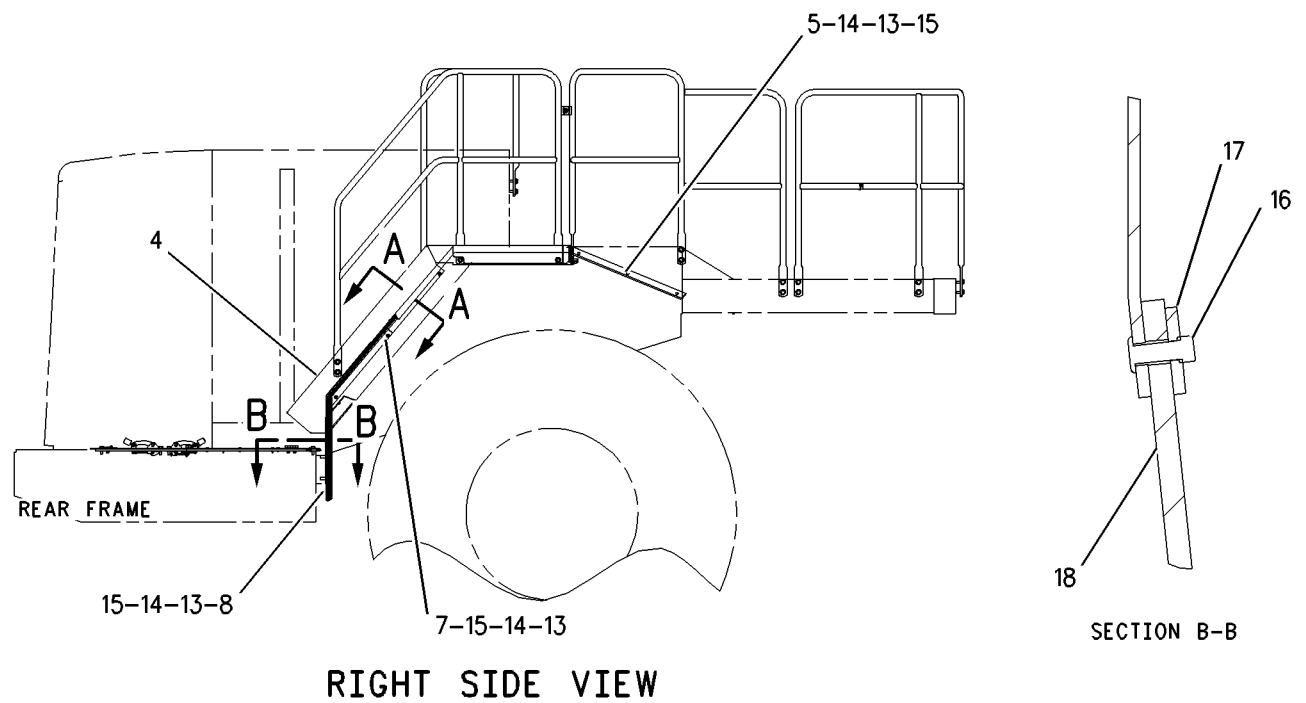
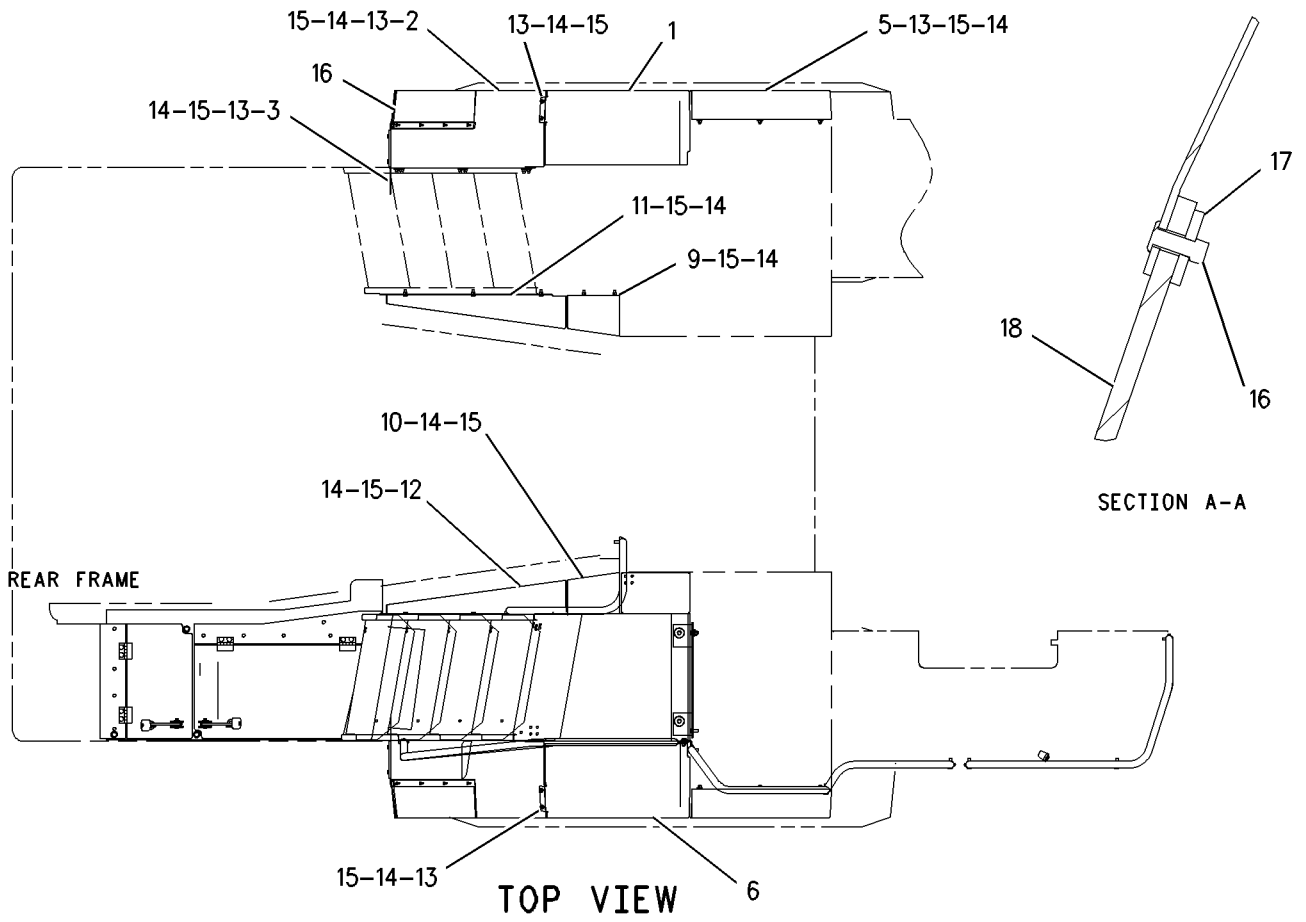
NOTE	REF NO	GRAPHIC REF	PART NUMBER	QTY	PART NAME						SEE PAGE
					1	2	3	4	5	6 (PRODUCT LEVEL)	
	1	1	142-5795	1	SHEET AS-LH						
		1	6V-1635	4	RIVET-POP						
	2	1	142-5797	1	SHEET AS-LH						
		1	6V-1635	4	RIVET-POP						
	3	1	142-5798	1	PLATE AS (LH)						
Y	4	1	142-5799	1	LADDER GP (RH)						987
	5	1	142-5804	2	SHEET						
	6	1	142-5805	1	SHEET AS-RH						
		1	6V-1635	4	RIVET-POP						
	7	1	142-5807	1	SHEET AS-RH						
		1	6V-1635	4	RIVET-POP						
	8	1	142-5808	1	PLATE AS (RH)						
	9	1	146-8351	1	SHEET-LH						
	10	1	146-8352	1	SHEET-RH						
	11	1	146-8353	1	SHEET-LH						
	12	1	146-8354	1	SHEET-RH						
	13	1	7X-7729	32	WASHER (11X25X3-MM THK)						
M	14	1	8T-4133	36	NUT (M10X1.5-THD)						
M	15	1	8T-4136	36	BOLT (M10X1.5X25-MM)						
	16	1	174-5807	16	RIVET-POP						
	17	1	142-5803	4	STRIP						
	18	1	142-5809	4	FLAP						

M-METRIC PART
Y-SEPARATE ILLUSTRATION

FRAME AND BODY

142-5800 FENDER GP-REAR (contd.)

i02022476



GRAPHIC #1

<END>

g00826899

FRAME AND BODY

142-5800 FENDER GP-REAR

S/N: BXY2810-UP

PART OF 170-7340 LADDER & FENDER AR

CANNOT BE USED WITH 142-5799-PAGE 987, 153-7044-PAGE 989
AN ATTACHMENT

SMCS-7252

i03631226

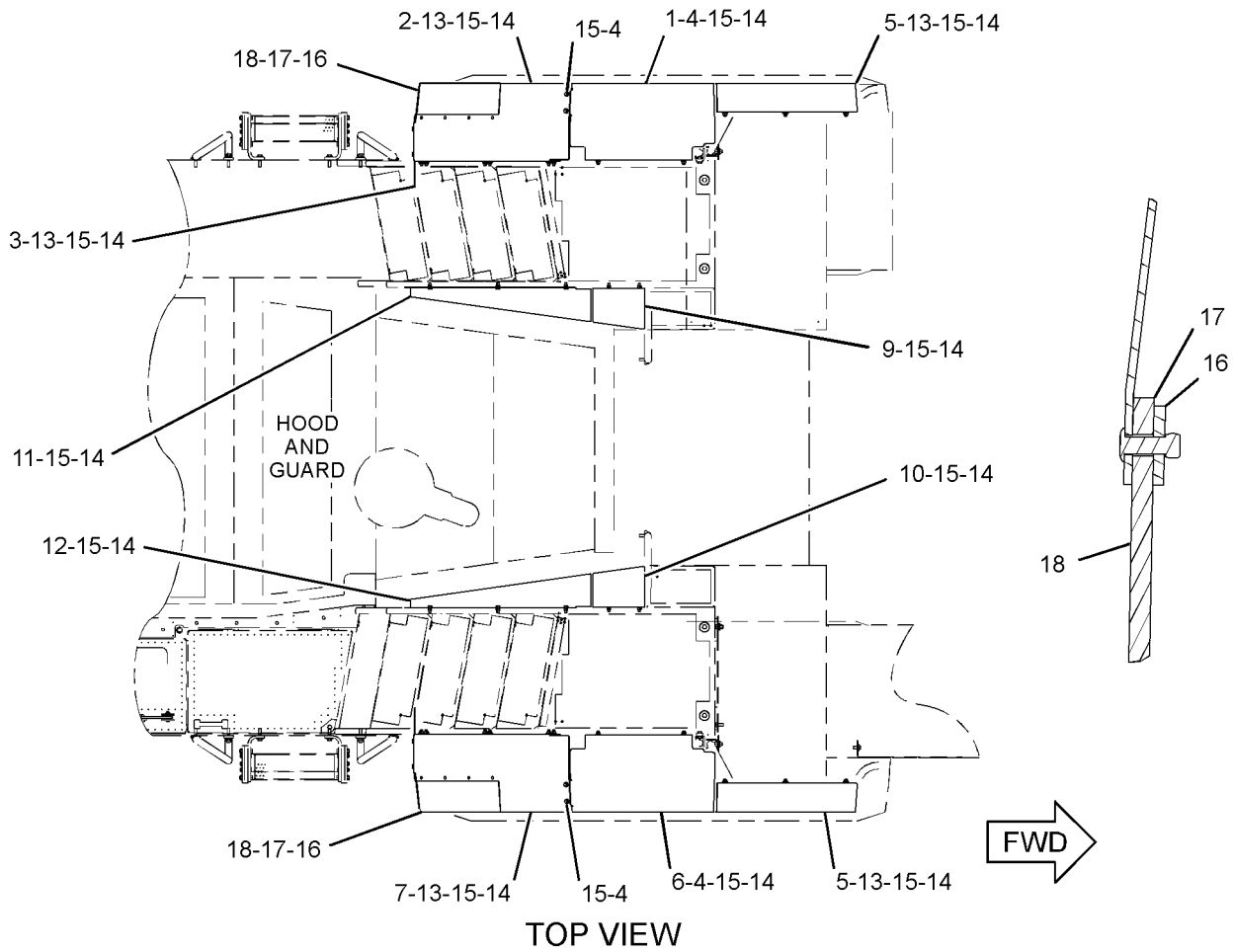
NOTE	REF NO	GRAPHIC REF	PART NUMBER	QTY	PART NAME						SEE PAGE
					1	2	3	4	5	6 (PRODUCT LEVEL)	
C	1	1	336-9438	1	PLATE AS (LH)						
M		1	8T-3490	2	NUT-WELD (M10X1.5-THD)						
	2	1	142-5797	1	SHEET AS-LH						
	3	1	142-5798	1	PLATE AS (LH)						
C	4	1	8T-4121	20	WASHER-HARD (11X21X2.5-MM THK)						
	5	1	142-5804	2	SHEET						
C	6	1	336-9437	1	PLATE AS (RH)						
M		1	8T-3490	2	NUT-WELD (M10X1.5-THD)						
	7	1	142-5807	1	SHEET AS-RH						
	8	1	142-5808	1	PLATE AS (RH)						
	9	1	146-8351	1	SHEET-LH						
	10	1	146-8352	1	SHEET-RH						
	11	1	146-8353	1	SHEET-LH						
	12	1	146-8354	1	SHEET-RH						
C	13	1	7X-7729	28	WASHER (11X25X3-MM THK)						
CM	14	1	8T-4133	40	NUT (M10X1.5-THD)						
CM	15	1	8T-4136	44	BOLT (M10X1.5X25-MM)						
	16	1	174-5807	16	RIVET-POP						
	17	1	142-5803	4	STRIP						
	18	1	142-5809	4	FLAP						

C-CHANGE FROM PREVIOUS TYPE
M-METRIC PART

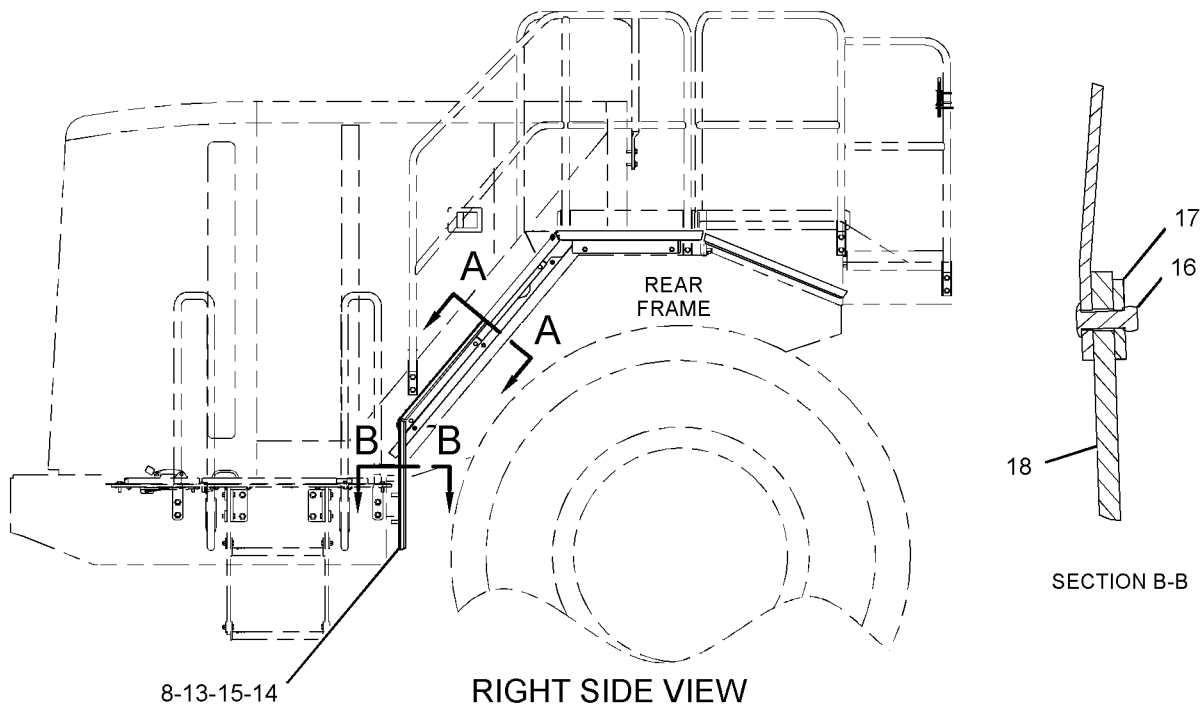
FRAME AND BODY

142-5800 FENDER GP-REAR (contd.)

i03631226



TOP VIEW



RIGHT SIDE VIEW

SECTION B-B

GRAPHIC #1

<END>

g01953240

FRAME AND BODY

114-5126 FIREWALL GP

S/N: BXY1-2170

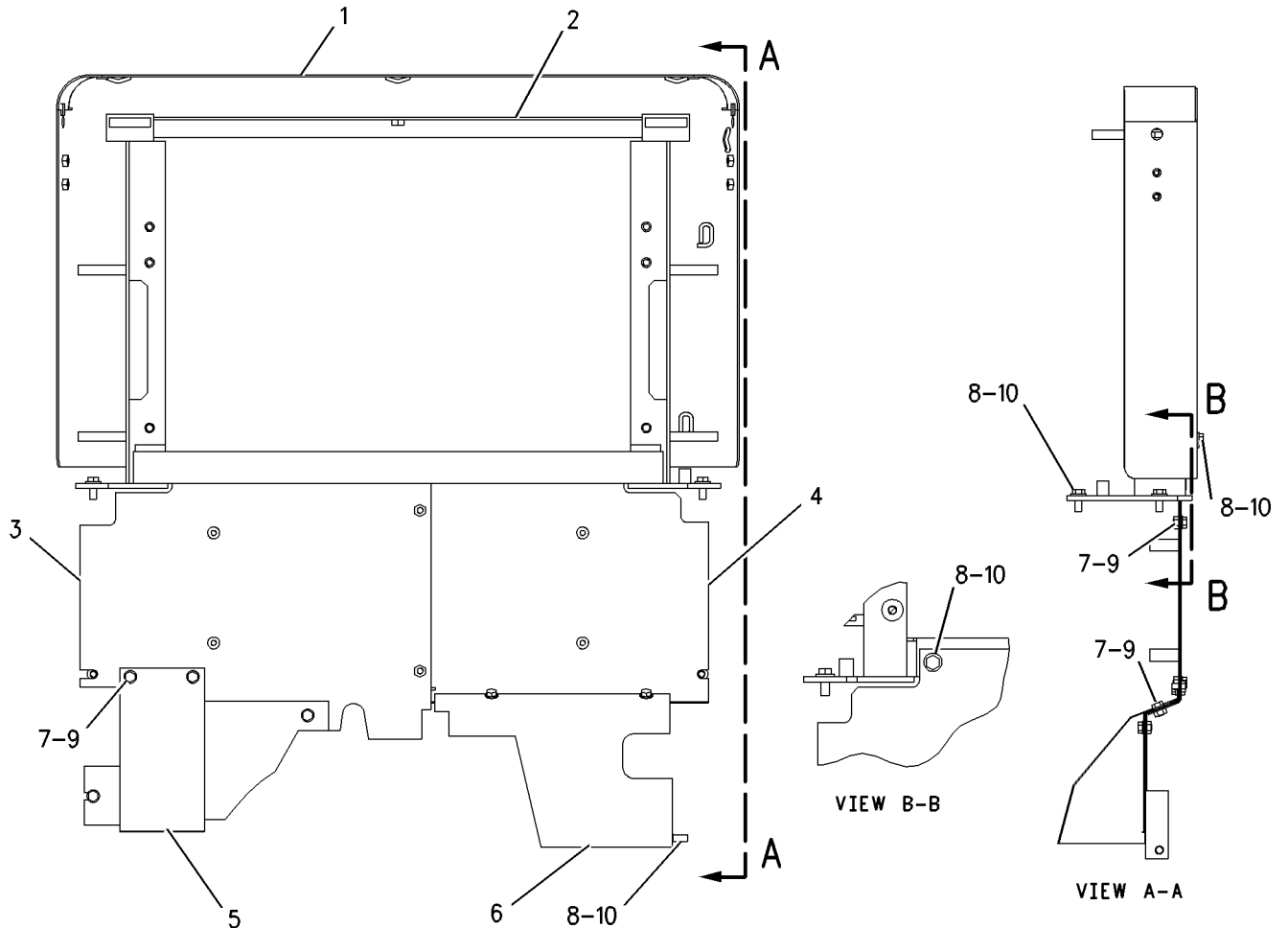
PART OF 225-5432, 284-2735 CHASSIS AR

SMCS-7262

i01493701

NOTE	REF NO	GRAPHIC REF	PART NUMBER	QTY	PART NAME						SEE PAGE
					1	2	3	4	5	6 (PRODUCT LEVEL)	
	1	1	180-4533	1	PANEL AS						
		1	7T-1099	6	LINK						
M		1	8T-3490	4	NUT-WELD (M10X1.5-THD)						
	2	1	142-5017	1	SUPPORT AS						
M		1	8T-3597	4	NUT-WELD (M12X1.75-THD)						
M		1	9R-2613	1	BOSS-WELD (M10X1.5X25-MM)						
	3	1	144-9528	1	SHEET AS						
		1	138-6108	2	SPACER (8.7X20X45-MM THK)						
M		1	8T-3490	5	NUT-WELD (M10X1.5-THD)						
	4	1	144-9529	1	SHEET AS						
		1	138-6108	2	SPACER (8.7X20X45-MM THK)						
M		1	8T-3490	2	NUT-WELD (M10X1.5-THD)						
	5	1	144-9530	1	SHEET AS						
	6	1	144-9531	1	SHEET						
	7	1	8T-4121	10	WASHER-HARD (11X21X2.5-MM THK)						
M	8	1	8T-4139	10	BOLT (M12X1.75X30-MM)						
M	9	1	8T-4191	10	BOLT (M10X1.5X16-MM)						
	10	1	8T-4223	10	WASHER-HARD (13.5X25.5X3-MM THK)						

M-METRIC PART



GRAPHIC #1

<END>

g00775576

FRAME AND BODY

114-5126 FIREWALL GP

S/N: BXY2171-UP

PART OF 284-2735 CHASSIS AR

SMCS-7262

i02907618

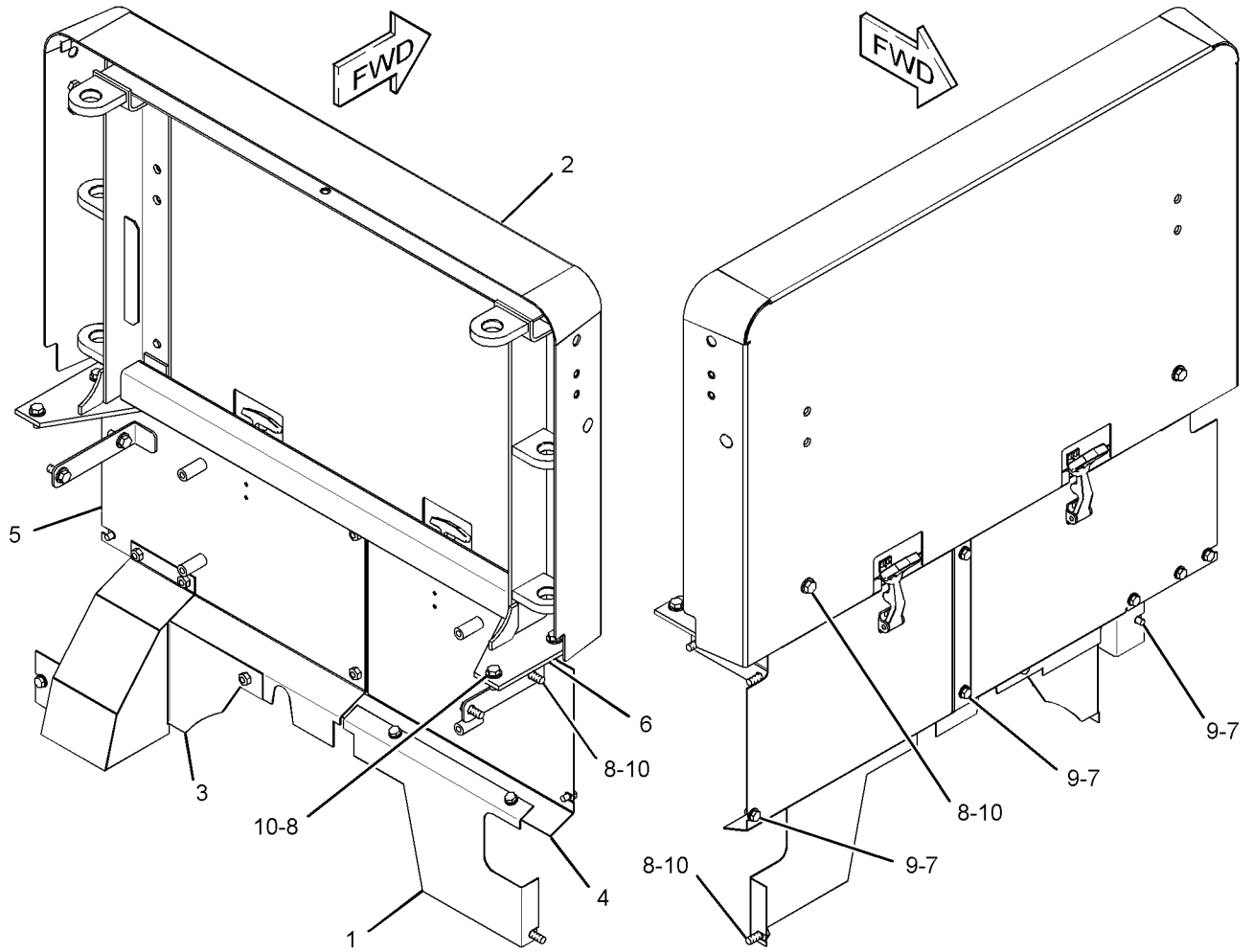
NOTE	REF NO	GRAPHIC REF	PART NUMBER	QTY	PART NAME						SEE PAGE
					1	2	3	4	5	6 (PRODUCT LEVEL)	
	1	1	144-9531	1	SHEET						
	2	1	180-4533	1	PANEL AS						
		1	7T-1099	6	LINK						
M		1	8T-3490	4	NUT-WELD (M10X1.5-THD)						
C	3	1	314-9582	1	SHEET AS						
C	4	1	317-2286	1	PLATE AS (RH)						
		1	6V-2491	2	RIVET-POP						
		1	315-9970	1	LATCH						
C	5	1	317-2288	1	PLATE AS (LH)						
		1	6V-2491	2	RIVET-POP						
		1	315-9970	1	LATCH						
C	6	1	317-2547	1	SUPPORT GP-FRAME						
		1	6V-2491	4	RIVET-POP						
		1	315-9971	2	KEEPER						
		1	142-5017	1	SUPPORT AS						
M		1	8T-3597	4	NUT-WELD (M12X1.75-THD)						
M		1	9R-2613	1	BOSS-WELD (M10X1.5X25-MM)						
	7	1	8T-4121	10	WASHER-HARD (11X21X2.5-MM THK)						
CM	8	1	8T-4139	11	BOLT (M12X1.75X30-MM)						
M	9	1	8T-4191	10	BOLT (M10X1.5X16-MM)						
C	10	1	8T-4223	11	WASHER-HARD (13.5X25.5X3-MM THK)						

C- CHANGE FROM PREVIOUS TYPE
M- METRIC PART

FRAME AND BODY

114-5126 FIREWALL GP (contd.)

i02907618



GRAPHIC #1

<END>

g01492834

FRAME AND BODY

257-2537 FRAME AS-LOADER

S/N: BXY1-2361, 2363-UP

PART OF 225-5432, 284-2735 CHASSIS AR

SMCS-7054

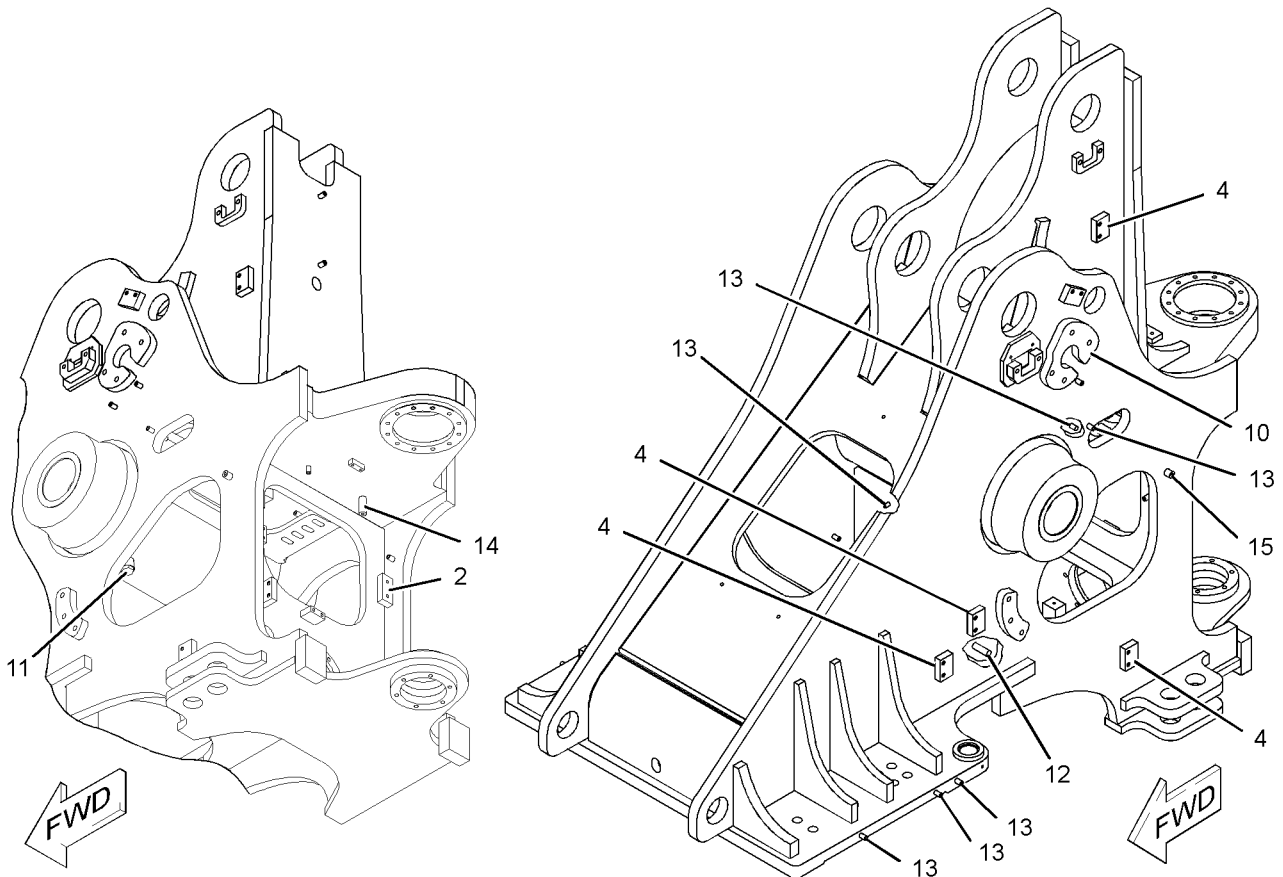
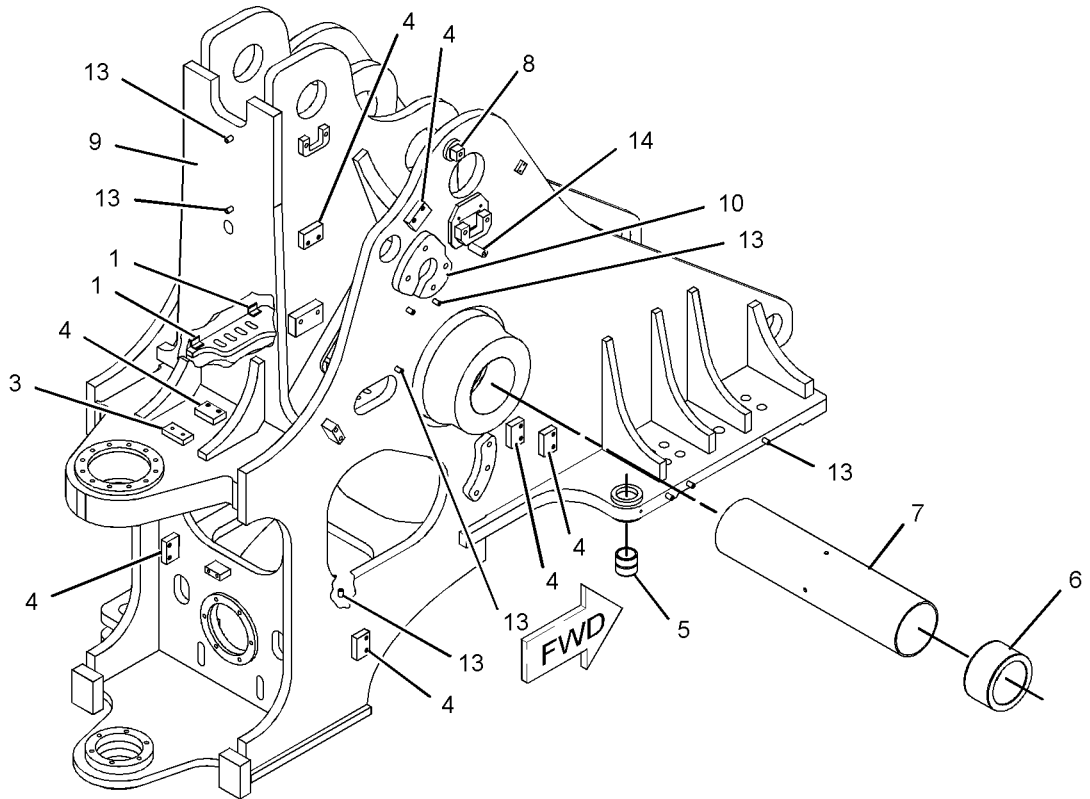
i02419056

NOTE	REF NO	GRAPHIC REF	PART NUMBER	QTY	PART NAME						SEE PAGE
					1	2	3	4	5	6 (PRODUCT LEVEL)	
	1	1	3K-8681	4	ANGLE						
	2	1	9C-7863	1	BLOCK						
	3	1	9U-0853	1	BAR						
	4	1	103-5350	12	PLATE						
	5	1	138-1873	2	BEARING-SLEEVE						
	6	1	152-3749	2	BEARING						
	7	1	152-3752	1	SPACER						
	8	1	156-1817	1	BLOCK						
	9	1	198-4266	1	PLATE AS						
M		1	9R-2613	4	BOSS-WELD (M10X1.5X25-MM)						
	10	1	211-0247	2	PLATE						
	11	1	164-4180	2	PLUG AS						
					(EACH INCLUDES)						
		1	7M-8485	1	SEAL-O-RING						
		1	9S-4181	1	PLUG-O-RING						
M	12	1	7X-0750	3	BOSS-WELD (M10X1.5X55-MM)						
M	13	1	8T-3851	60	BOSS-WELD (M10X1.5X17.5-MM)						
M	14	1	9R-1733	2	BOSS (M10X1.5X66.5-MM)						
M	15	1	9R-2640	1	BOSS (M12X1.75X25-MM)						
M-METRIC PART											

FRAME AND BODY

257-2537 FRAME AS-LOADER (contd.)

i02419056



GRAPHIC #1

<END>

g01211325

FRAME AND BODY

257-2537 FRAME AS-LOADER

S/N: BXY2362

PART OF 284-2735 CHASSIS AR

SMCS-7054

i03642470

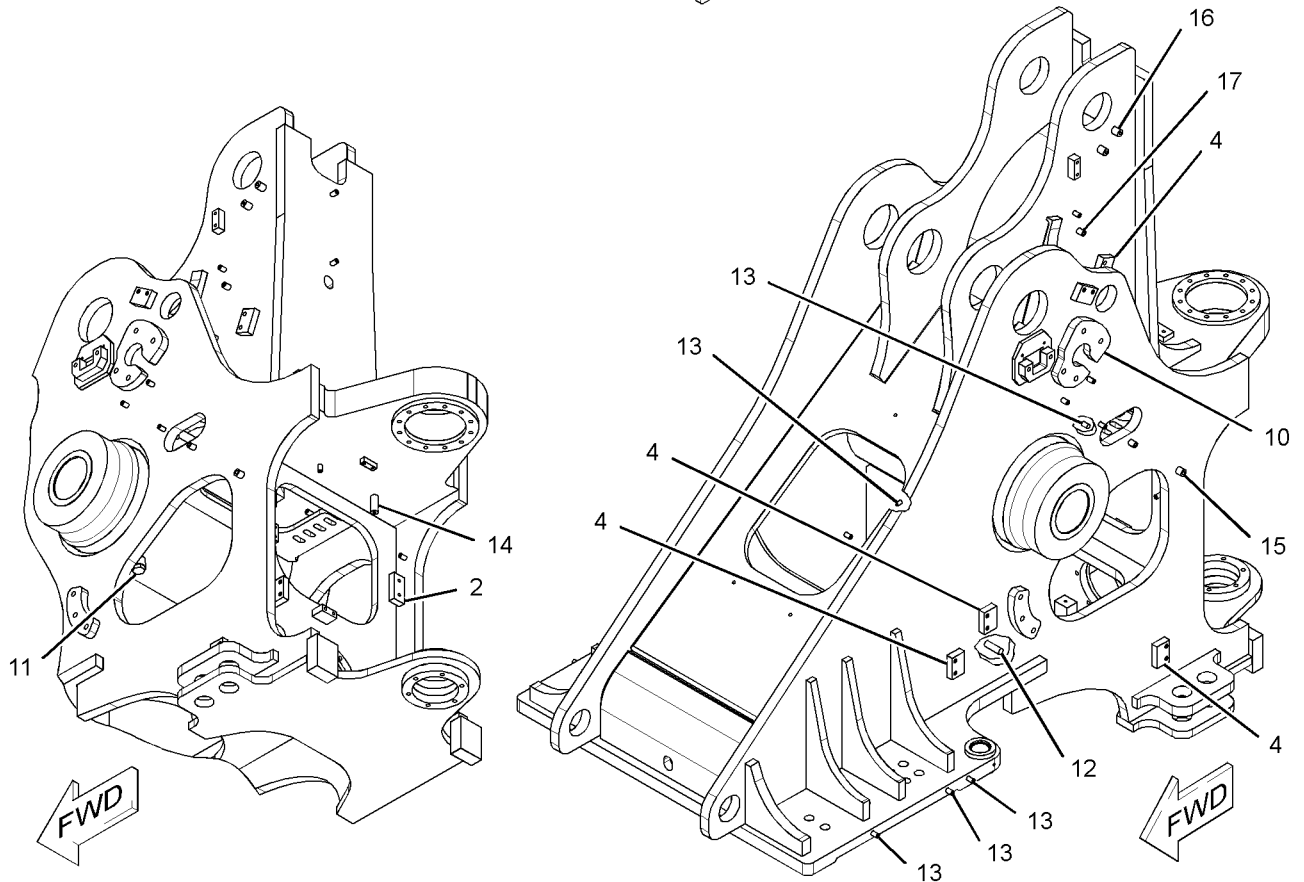
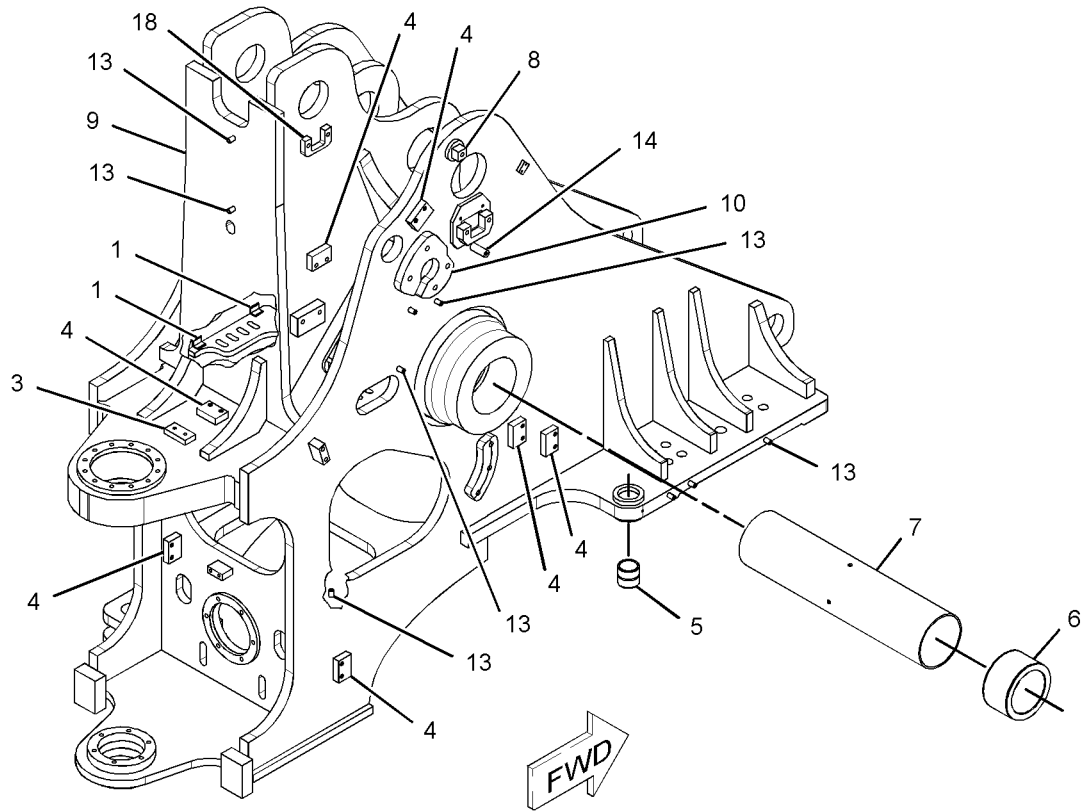
NOTE	REF NO	GRAPHIC REF	PART NUMBER	QTY	PART NAME						SEE PAGE
					1	2	3	4	5	6 (PRODUCT LEVEL)	
	1	1	3K-8681	4	ANGLE						
	2	1	9C-7863	1	BLOCK						
	3	1	9U-0853	1	BAR						
	4	1	103-5350	12	PLATE						
	5	1	138-1873	2	BEARING-SLEEVE						
	6	1	339-0313	2	BEARING						
	7	1	152-3752	1	SPACER						
	8	1	156-1817	1	BLOCK						
	9	1	<i>198-4266</i>	1	PLATE AS						
M		1	9R-2613	4	BOSS-WELD (M10X1.5X25-MM)						
	10	1	211-0247	2	PLATE						
	11	1	<i>164-4180</i>	2	PLUG AS						
					(EACH INCLUDES)						
		1	7M-8485	1	SEAL-O-RING						
		1	9S-4181	1	PLUG-O-RING						
M	12	1	7X-0750	3	BOSS-WELD (M10X1.5X55-MM)						
M	13	1	8T-3851	62	BOSS-WELD (M10X1.5X17.5-MM)						
M	14	1	9R-1733	2	BOSS (M10X1.5X66.5-MM)						
M	15	1	9R-2640	1	BOSS (M12X1.75X25-MM)						
M	16	1	7Y-8763	2	BOSS (M10X1.5X25-MM)						
M	17	1	9R-2613	4	BOSS-WELD (M10X1.5X25-MM)						
	18	1	4E-5591	1	RETAINER						

M-METRIC PART

FRAME AND BODY

257-2537 FRAME AS-LOADER (contd.)

i03642470



GRAPHIC #1

<END>

g01921233

FRAME AND BODY

199-3066 FRAME AS-REAR-AXLE OSCILLATION

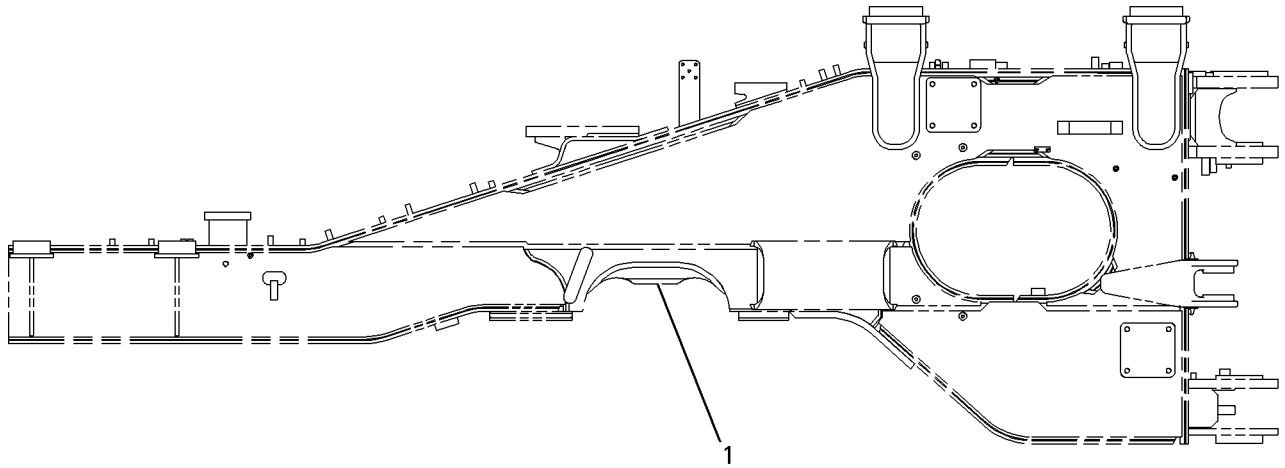
S/N: BXY1-UP

FOR USE WITH 200-5161-PAGE 842
AN ATTACHMENT

SMCS-7051

i01504205

NOTE	REF NO	GRAPHIC REF	PART NUMBER	QTY	PART NAME						SEE PAGE
					1	2	3	4	5	6 (PRODUCT LEVEL)	
	1	1	204-1505	2	STOP						



RIGHT SIDE VIEW

GRAPHIC #1

<END>

g00781282

FRAME AND BODY

225-7922 FRAME AS-REAR

S/N: BXY1-1899

PART OF 225-5432 CHASSIS AR

SMCS-7051

i02580014

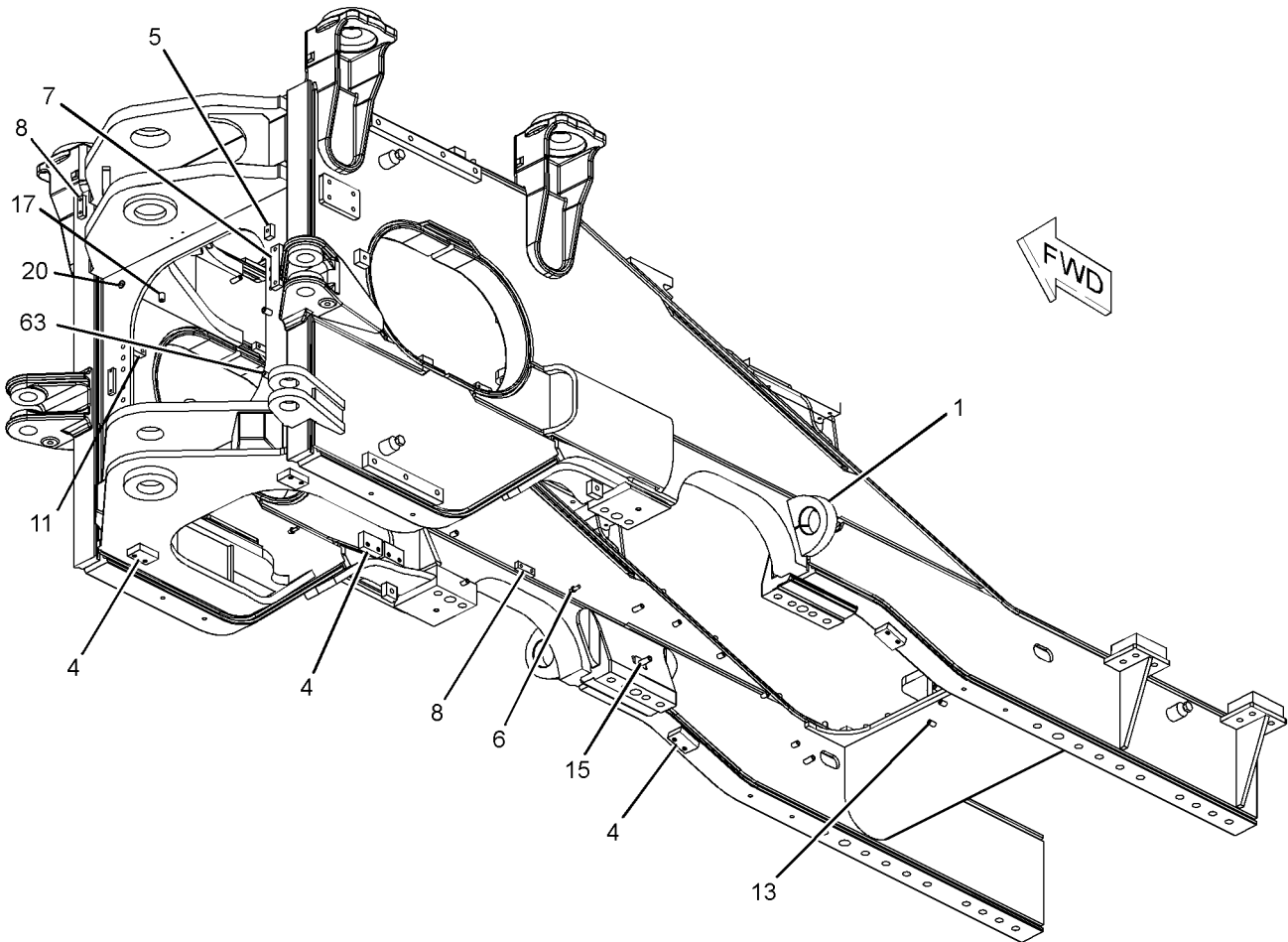
NOTE	REF NO	GRAPHIC REF	PART NUMBER	QTY	PART NAME						SEE PAGE
					1	2	3	4	5	6 (PRODUCT LEVEL)	
	1	1	7K-1972	2	EYE						
	2	2	9C-4935	1	PLATE						
	3	2	9C-7863	2	BLOCK						
	4	1	103-5350	6	PLATE						
	5	1	131-6593	1	BOSS (M12X1.75X20-MM)						
M	6	1	110-2023	3	STUD-WELD (M10X1.5X25-MM)						
	7	1,2	4I-3398	2	PLATE						
	8	1,2	4I-6289	4	PLATE						
	9	2	4I-7077	1	BOSS						
M	10	2	7X-0751	4	BOSS-WELD (M10X1.5-THD)						
	11	1	7Y-2522	1	PLATE						
M	12	1,2	8T-3635	3	STUD-WELD (M12X1.75X34.93-MM OAL)						
M	13	1,2	8T-3851	44	BOSS-WELD (M10X1.5X17.5-MM)						
M	14	2	8T-4935	16	BOSS-WELD (M10X1.5X45-MM)						
M	15	1	8T-6911	1	BOSS-WELD (M12X1.75X50-MM)						
	16	2	9C-6809	2	BLOCK (M10X1.5-THD)						
M	17	1,2	9R-2613	5	BOSS-WELD (M10X1.5X25-MM)						
	18	2	9T-6943	2	BLOCK						
	19	2	199-1293	2	BLOCK						
	20	1	203-6490	1	BOSS						
	21	2	3W-9117	4	BAR						
	22	2	9U-1793	6	BLOCK						
	23	2	121-1905	1	PLATE						
	32	1	183-2299	2	BAR						
	46	1	281-7608	2	BRACKET AS						
					(EACH INCLUDES)						
		1	138-1875	2	BEARING-SLEEVE						
	51	1	4E-0019	5	BOSS (M10X1.5-THD)						
	63	1	9R-4595	7	BOSS (M12X1.75X30-MM)						

M-METRIC PART

FRAME AND BODY

225-7922 FRAME AS-REAR (contd.)

i02580014



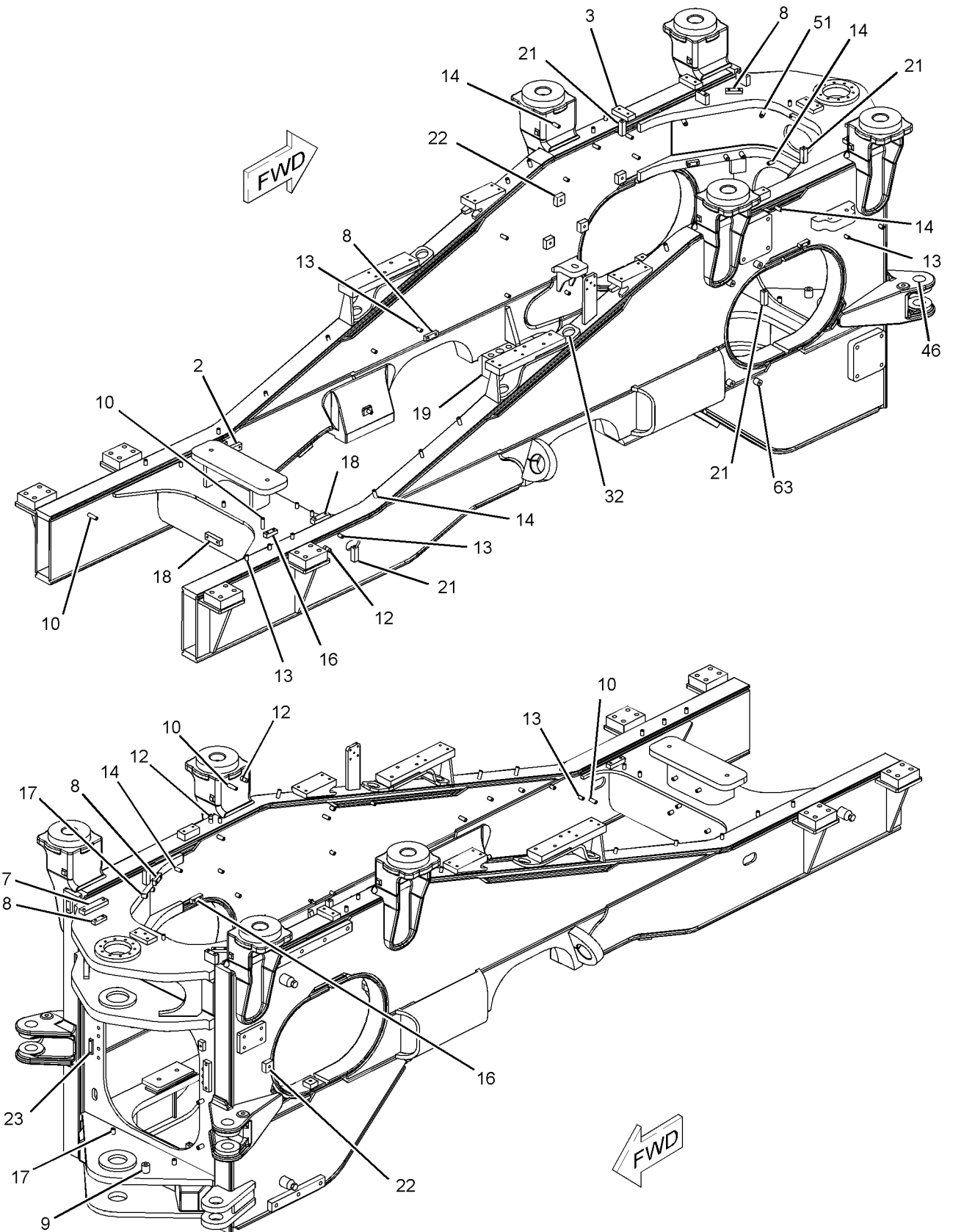
GRAPHIC #1

g01341423

FRAME AND BODY

225 - 7922 FRAME AS-REAR (contd.)

i02580014



GRAPHIC #2

<END>

g01341438

FRAME AND BODY

225-7922 FRAME AS-REAR

S/N: BXY1900-UP

PART OF 284-2735 CHASSIS AR

SMCS-7051

i03644578

NOTE	REF NO	GRAPHIC REF	PART NUMBER	QTY	PART NAME						SEE PAGE
					1	2	3	4	5	6 (PRODUCT LEVEL)	
	1	1	7K-1972	2	EYE						
	2	2	9C-4935	1	PLATE						
	3	2	9C-7863	2	BLOCK						
	4	1	103-5350	6	PLATE						
	5	1	131-6593	1	BOSS (M12X1.75X20-MM)						
M	6	1	110-2023	3	STUD-WELD (M10X1.5X25-MM)						
	7	1,2	4I-3398	2	PLATE						
	8	1,2	4I-6289	4	PLATE						
	9	2	4I-7077	1	BOSS						
CM	10	2	7X-0751	3	BOSS-WELD (M10X1.5-THD)						
	11	1	7Y-2522	1	PLATE						
M	12	2	8X-4711	3	BOSS AS (M12X1.75X20-MM)						
M	13	1,2	8T-3851	43	BOSS-WELD (M10X1.5X17.5-MM)						
CM	14	2	8T-4935	18	BOSS-WELD (M10X1.5X45-MM)						
M	15	1	8T-6911	1	BOSS-WELD (M12X1.75X50-MM)						
	16	2	9C-6809	2	BLOCK (M10X1.5-THD)						
M	17	1,2	9R-2613	5	BOSS-WELD (M10X1.5X25-MM)						
	18	2	9T-6943	2	BLOCK						
	19	2	199-1293	2	BLOCK						
	20	1	203-6490	1	BOSS						
	21	2	3W-9117	4	BAR						
	22	2	9U-1793	6	BLOCK						
	23	2	121-1905	1	PLATE						
	32	2	183-2299	2	BAR						
	46	2	281-7608	2	BRACKET AS						
					(EACH INCLUDES)						
		2	138-1875	2	BEARING-SLEEVE						
	49	1	141-0008	2	PLATE						
	51	2	4E-0019	5	BOSS (M10X1.5-THD)						
	63	1,2	9R-4595	7	BOSS (M12X1.75X30-MM)						

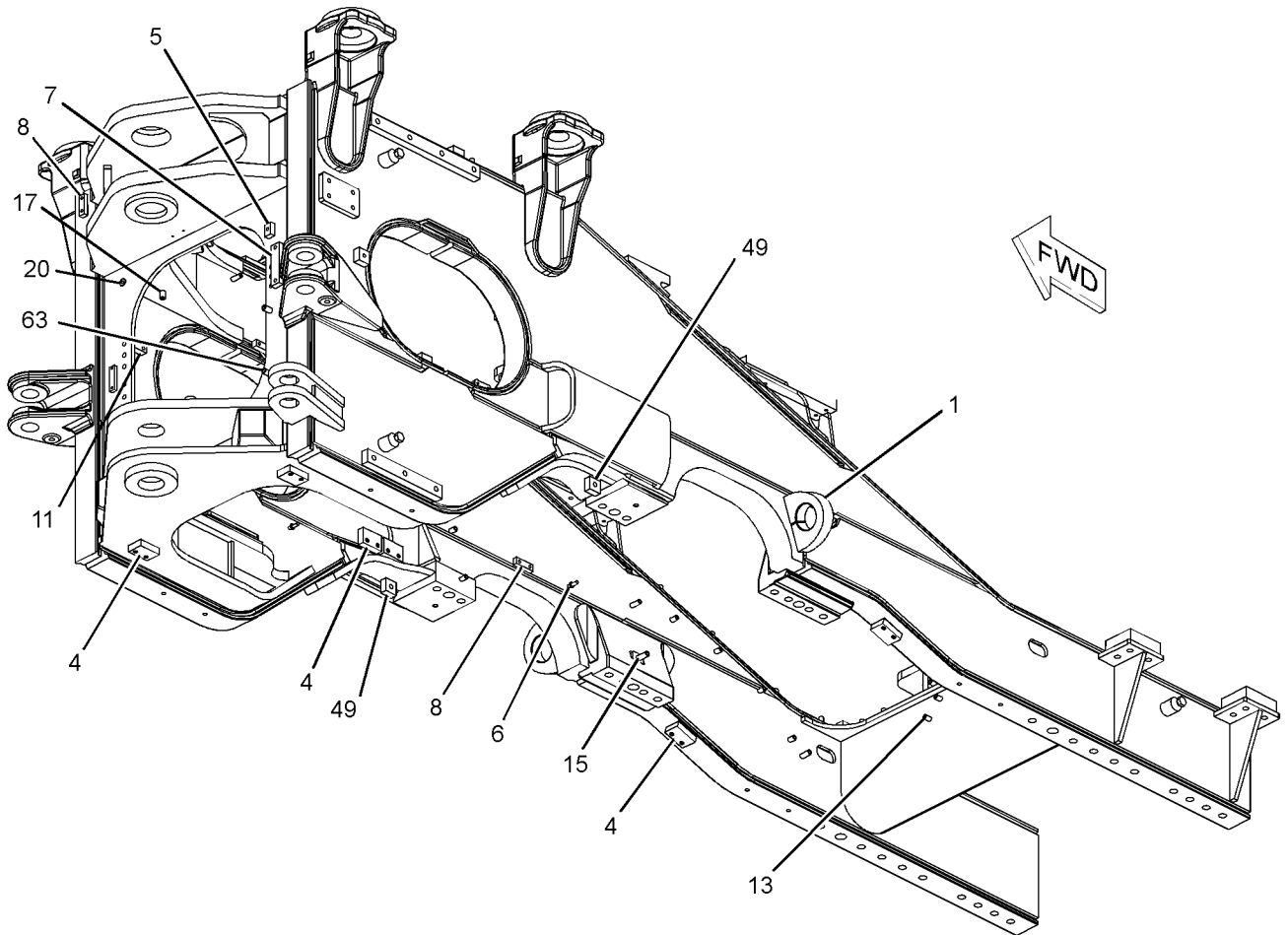
C-CHANGE FROM PREVIOUS TYPE

M-METRIC PART

FRAME AND BODY

225-7922 FRAME AS-REAR (contd.)

i03644578



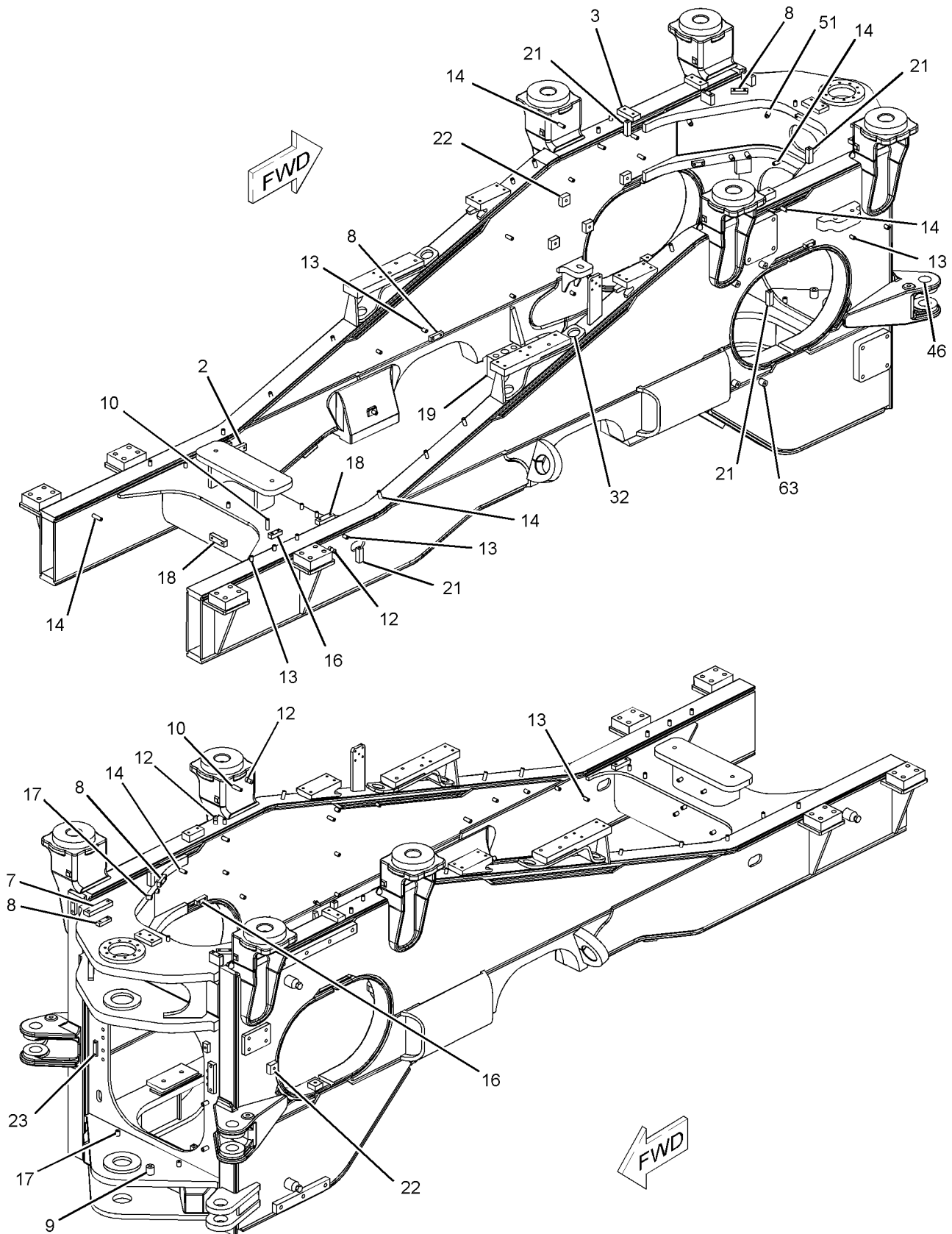
GRAPHIC #1

g01457592

FRAME AND BODY

225-7922 FRAME AS-REAR (contd.)

i03644578



GRAPHIC #2

<END>

g01354467

FRAME AND BODY

219-5031 GUARD GP-BOTTOM

S/N: BXY1900-UP

CUSTOM

PART OF 2Q-8722, 2Q-8733, 2Q-8744, 2Q-8749, 2Q-8752, 2Q-8753 STEEL MILL AR
AN ATTACHMENT

SMCS-7153

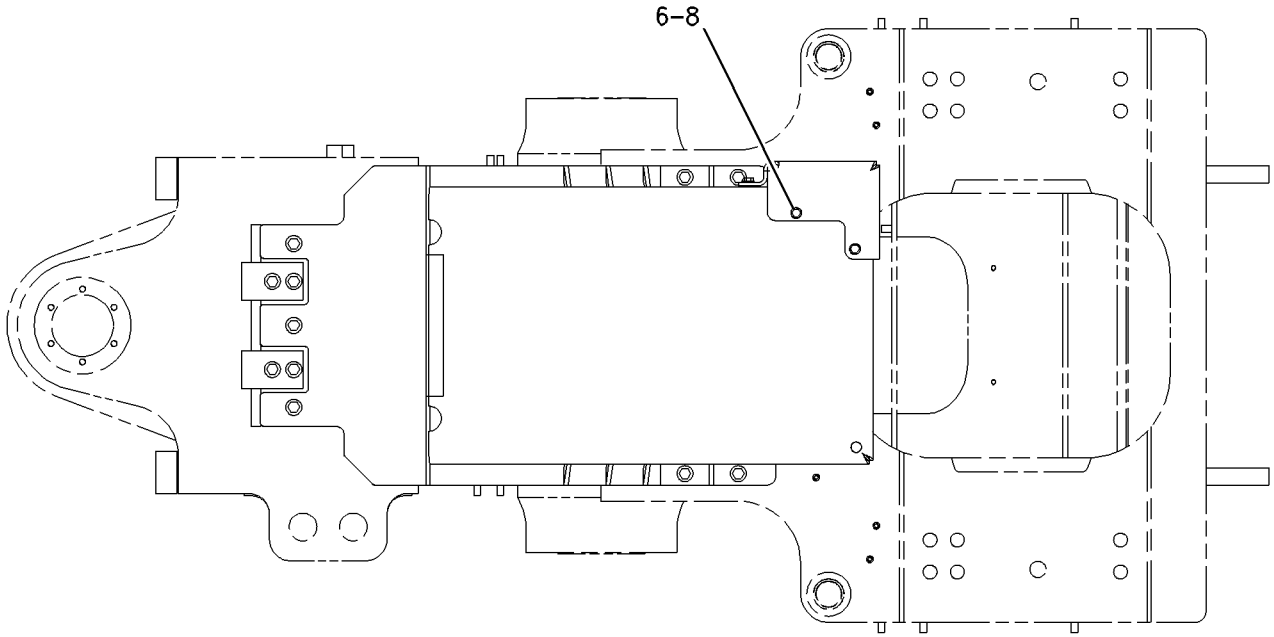
i02753119

NOTE	REF NO	GRAPHIC REF	PART NUMBER	QTY	PART NAME						SEE PAGE
					1	2	3	4	5	6 (PRODUCT LEVEL)	
	1	1	185-9956	2	PLATE						
	2	1	219-5032	1	GUARD AS						
	3	1	219-5055	1	GUARD						
	4	1	7X-0595	11	WASHER-HARD (17X30X8-MM THK)						
M	5	1	8T-4193	4	BOLT (M16X2X50-MM)						
	6	1	8T-4223	4	WASHER-HARD (13.5X25.5X3-MM THK)						
M	7	1	8T-4779	7	BOLT (M16X2X35-MM)						
M	8	1	8T-4956	4	BOLT (M12X1.75X35-MM)						
M-METRIC PART											

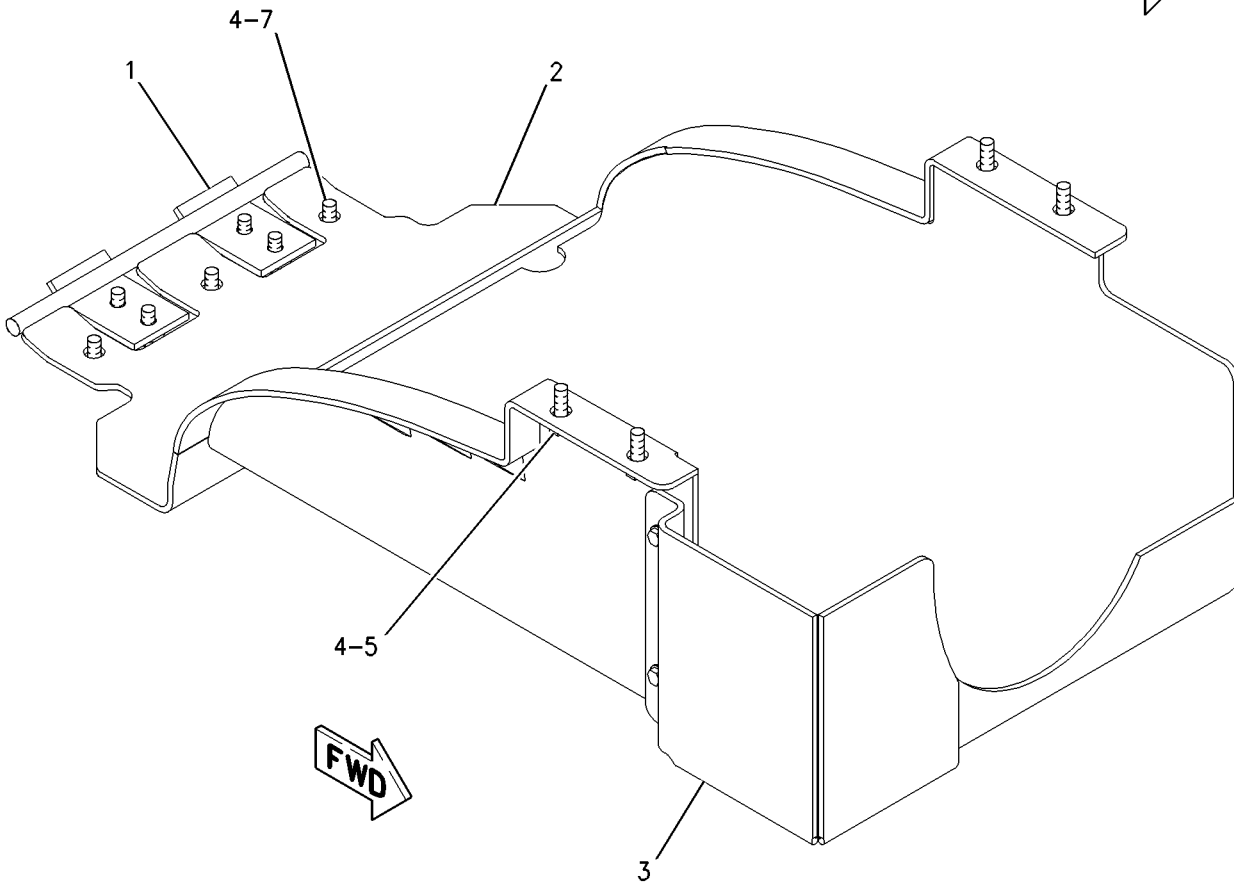
FRAME AND BODY

219-5031 GUARD GP-BOTTOM (contd.)

i02753119



BOTTOM VIEW



GRAPHIC #1

<END>

g00989657

FRAME AND BODY

219-5066 GUARD GP-BOTTOM

S/N: BXY1-UP

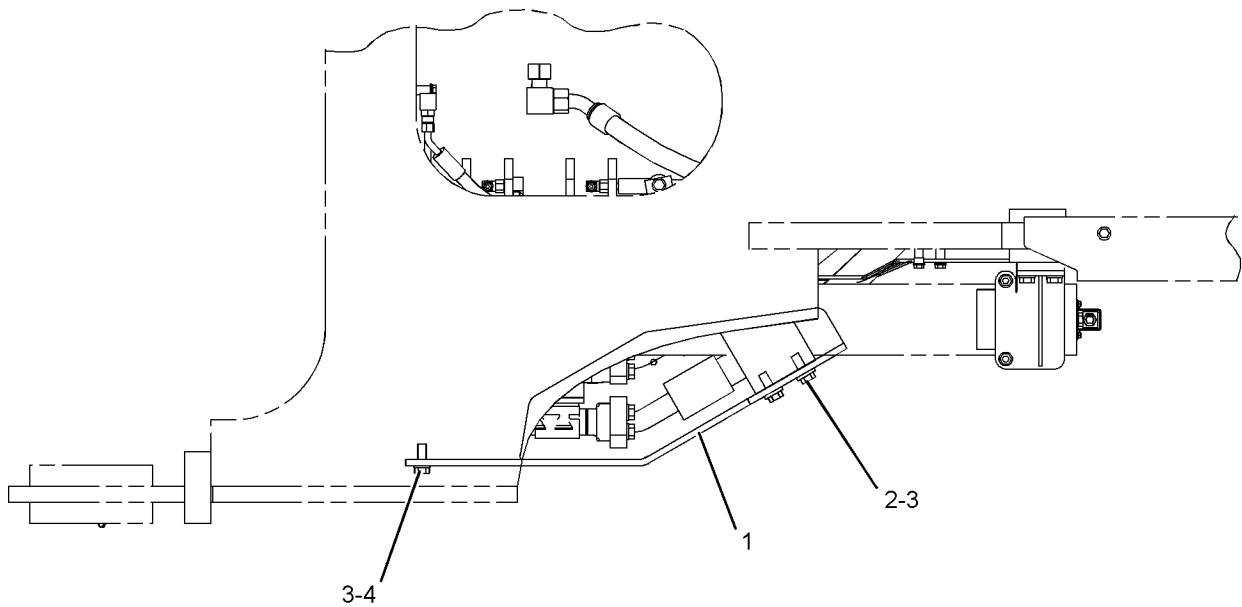
PART OF 254-6062 CONTROL AR-RIDE
AN ATTACHMENT

SMCS-7153

i01951521

NOTE	REF NO	GRAPHIC REF	PART NUMBER	QTY	PART NAME						SEE PAGE
					1	2	3	4	5	6 (PRODUCT LEVEL)	
	1	1	219-5053	1	GUARD						
	2	1	3E-9411	2	WASHER-HARD (17.5X38X6-MM THK)						
M	3	1	8T-7338	4	BOLT (M16X2X45-MM)						
	4	1	9X-8257	2	WASHER (17.5X30X3.5-MM THK)						

M-METRIC PART



RIGHT SIDE VIEW
<END>

GRAPHIC #1

g01051773

FRAME AND BODY

150-1541 GUARD GP-CRANKCASE

S/N: BXY1-UP

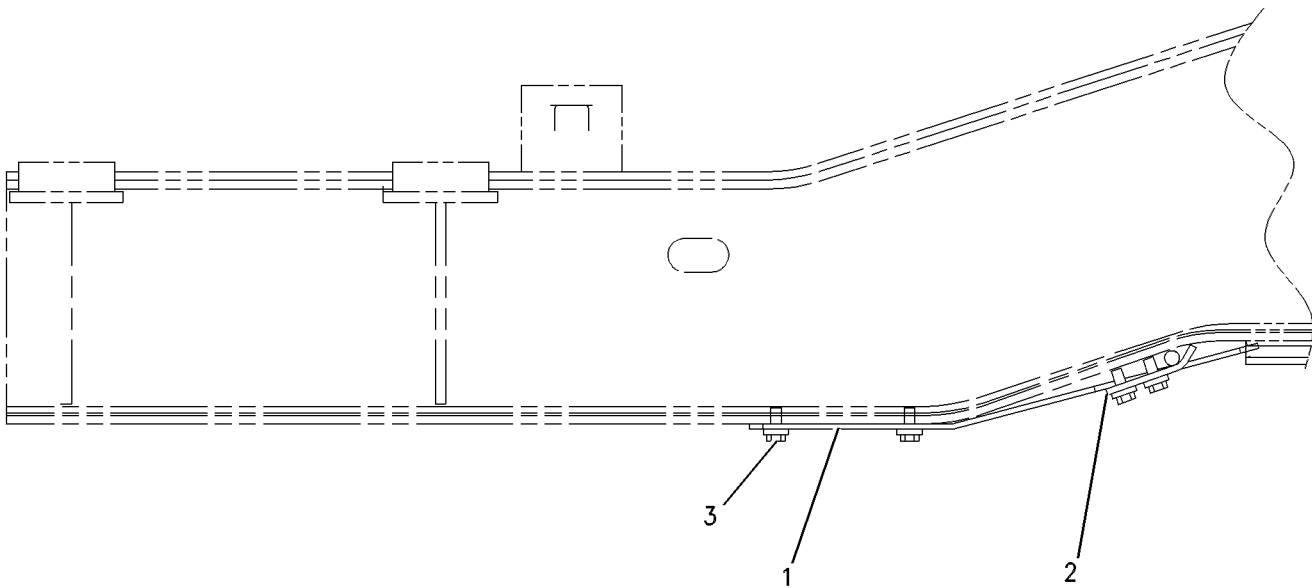
PART OF 352-8277 OPTION AR-GUARD, 225-8338 SUPPRESSION AR-SOUND
CANNOT BE USED WITH 225-8338-PAGE 1166
AN ATTACHMENT

SMCS-7151

i01323696

NOTE	REF NO	GRAPHIC REF	PART NUMBER	QTY	PART NAME						SEE PAGE
					1	2	3	4	5	6 (PRODUCT LEVEL)	
	1	1	132-7487	1	GUARD AS						
	2	1	185-9956	2	PLATE						
M	3	1	100-3866	8	BOLT-SLF LOCKING (M16X2X40MM)						

M-METRIC PART



RIGHT SIDE VIEW

GRAPHIC #1

<END>

g00510782

FRAME AND BODY

261-1510 GUARD GP-CRANKCASE

S/N: BXY1900-UP

CUSTOM

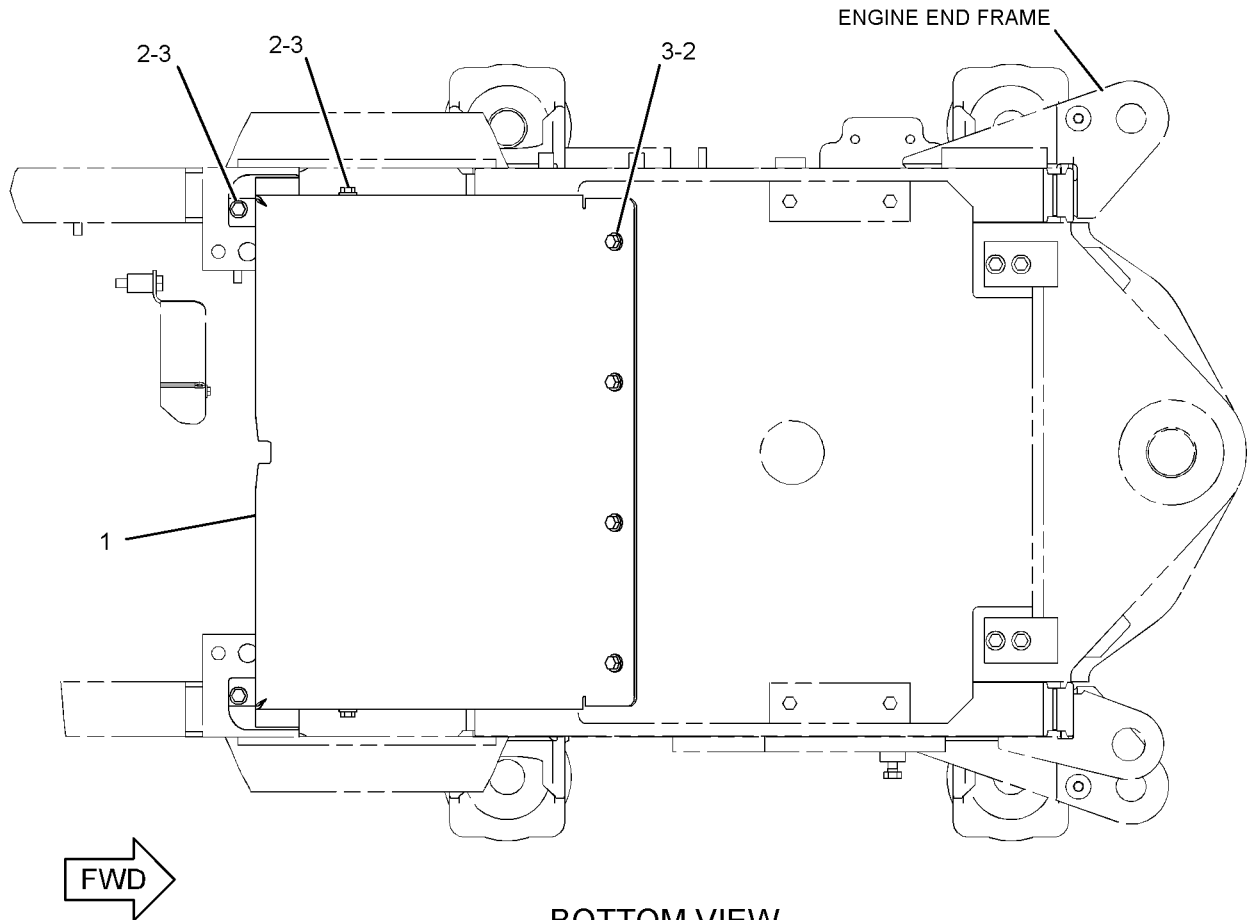
PART OF 2Q-8722, 2Q-8733, 2Q-8744, 2Q-8749, 2Q-8752, 2Q-8753 STEEL MILL AR
AN ATTACHMENT

SMCS-7151

i02730845

NOTE	REF NO	GRAPHIC REF	PART NUMBER	QTY	PART NAME						SEE PAGE
					1	2	3	4	5	6 (PRODUCT LEVEL)	
C	1	1	286-2486	1	GUARD AS						
		1	138-6108	2	SPACER (8.7X20X45-MM THK)						
	2	1	7X-0515	8	WASHER-HARD (17X35X5-MM THK)						
M	3	1	7X-2553	8	BOLT (M16X2X40-MM)						

C- CHANGE FROM PREVIOUS TYPE
M- METRIC PART



GRAPHIC #1

<END>

g01223763

FRAME AND BODY

198-9229 GUARD GP-FRONT

S/N: BXY1-UP

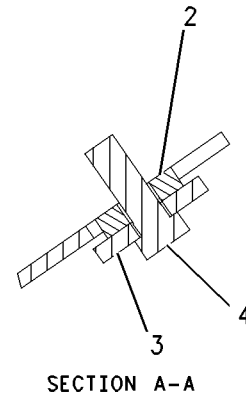
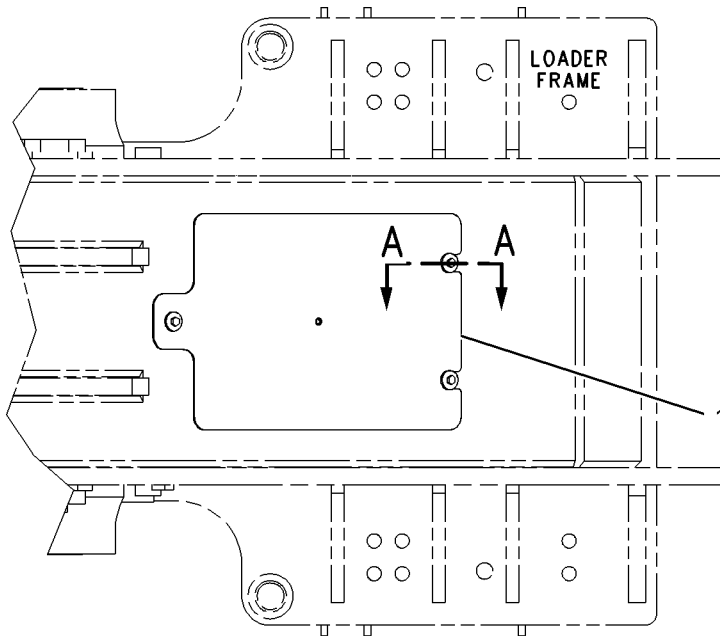
PART OF 225-5432, 284-2735 CHASSIS AR

SMCS-7167

i01437645

NOTE	REF NO	GRAPHIC REF	PART NUMBER	QTY	PART NAME						SEE PAGE
					1	2	3	4	5	6 (PRODUCT LEVEL)	
	1	1	198-9230	1	GUARD AS						
	2	1	118-0275	3	WASHER						
	3	1	2S-1654	3	WASHER ((13.5X44.5X6MM THK)						
M	4	1	8T-4956	3	BOLT (M12X1.75X35MM)						

M-METRIC PART



GRAPHIC #1

<END>

g00754146

FRAME AND BODY

158-8785 GUARD GP-HYDRAULIC TANK

S/N: BXY1-UP

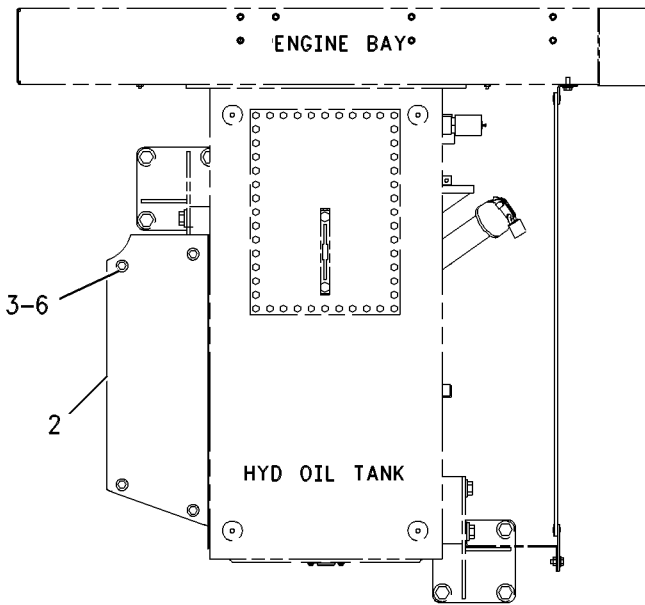
PART OF 225-5432, 284-2735 CHASSIS AR

SMCS-5056

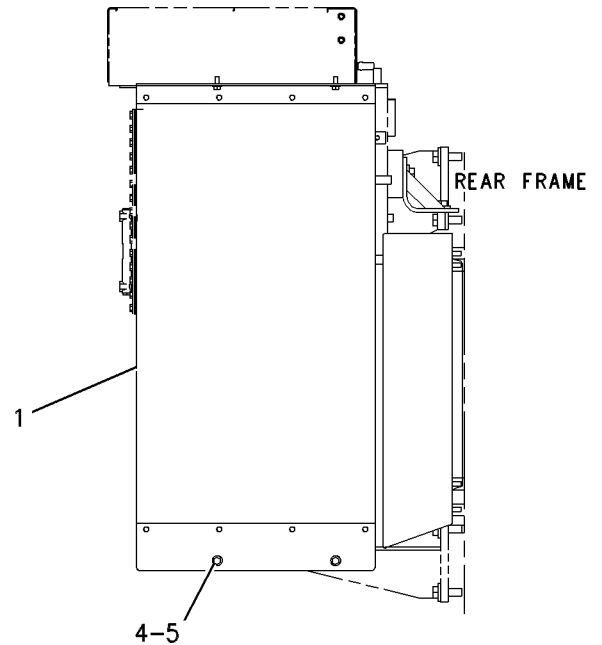
i01157742

NOTE	REF NO	GRAPHIC REF	PART NUMBER	QTY	PART NAME						SEE PAGE
					1	2	3	4	5	6 (PRODUCT LEVEL)	
	1	1	158-8032	1	GUARD AS						
		1	6V-1635	8	RIVET-POP						
	2	1	168-0287	1	GUARD						
	3	1	8T-4223	4	WASHER-HARD (13.5X25.5X3-MM THK)						
	4	1	7X-7729	4	WASHER (11X25X3-MM THK)						
M	5	1	8T-4136	4	BOLT (M10X1.5X25-MM)						
M	6	1	8T-4192	4	BOLT (M12X1.75X25-MM)						

M-METRIC PART



RIGHT SIDE VIEW



FRONT VIEW

GRAPHIC #1

<END>

g00528094

FRAME AND BODY

114-5137 GUARD GP-POWER TRAIN

S/N: BXY1-UP

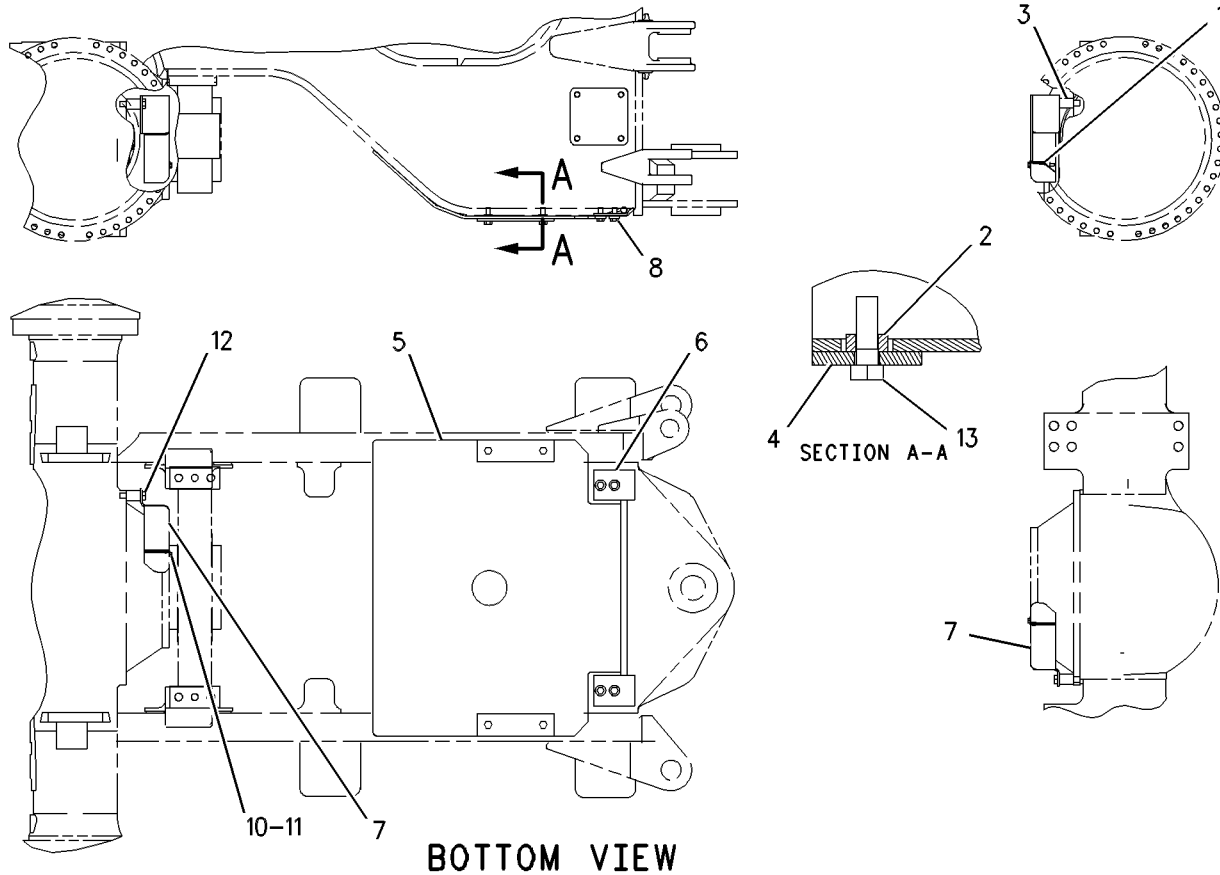
PART OF 225-5432, 284-2735 CHASSIS AR

SMCS-7153

i01323450

NOTE	REF NO	GRAPHIC REF	PART NUMBER	QTY	PART NAME						SEE PAGE
					1	2	3	4	5	6 (PRODUCT LEVEL)	
	1	1	7S-3998	2	SPACER						
	2	1	9D-6134	4	SPACER (12.7MM THK)						
	3	1	9R-8185	2	SPACER (51MM THK)						
	4	1	132-7486	2	PLATE						
	5	1	132-7488	1	GUARD AS						
	6	1	185-9956	2	PLATE						
	7	1	161-0114	2	GUARD						
M	8	1	100-3866	4	BOLT-SELF LOCKING (M16X2X40MM)						
	10	1	7X-7729	2	WASHER (3MM THK)						
M	11	1	8T-4178	2	BOLT (M10X1.5X90MM)						
M	12	1	8T-4187	2	BOLT (M20X2.5X80MM)						
M	13	1	8T-4193	4	BOLT (M16X2.0X50MM)						

M-METRIC PART



GRAPHIC #1

<END>

g00508943

FRAME AND BODY

225-6334 GUARD GP-RADIATOR

S/N: BXY1-UP

PART OF 225-5432 CHASSIS AR

SMCS-7155

i02216428

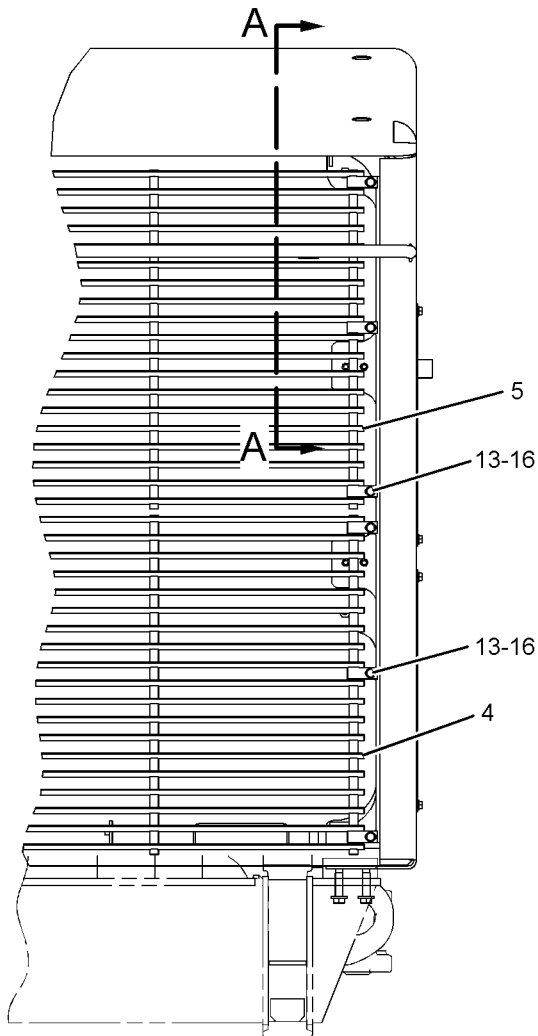
NOTE	REF NO	GRAPHIC REF	PART NUMBER	QTY	PART NAME						SEE PAGE
					1	2	3	4	5	6 (PRODUCT LEVEL)	
	1	1	8Y-5743	2	SOCKET-LATCH						
	2	1	134-2782	4	BRACKET AS						
M		1	8T-3597	2	NUT-WELD (M12X1.75-THD)						
	3	1	142-7022	1	COVER AS						
	4	1	153-1804	1	GRILL AS-BOTTOM						
	5	1	153-3570	1	GRILL AS-TOP						
	6	1	215-9554	4	COVER						
	7	1	217-1557	1	GUARD AS						
M		1	8T-3490	24	NUT-WELD (M10X1.5-THD)						
M		1	8T-3597	1	NUT-WELD (M12X1.75-THD)						
M	8	1	5C-9553	2	BOLT (M6X1X16-MM)						
	9	1	5P-1076	12	WASHER-HARD (13.5X30X4-MM THK)						
	10	1	5P-4115	2	WASHER-HARD (7.2X19X2-MM THK)						
	11	1	7X-0515	16	WASHER-HARD (17X35X5-MM THK)						
M	12	1	7X-2556	16	BOLT (M16X2X100-MM)						
	13	1	8T-4121	20	WASHER-HARD (11X21X2.5-MM THK)						
M	14	1	8T-4136	8	BOLT (M10X1.5X25-MM)						
M	15	1	8T-4183	12	BOLT (M12X1.75X40-MM)						
M	16	1	8T-4195	12	BOLT (M10X1.5X30-MM)						
	17	1	5P-7211		SEAL (1.4M)						
	17A	1	5P-7211		SEAL (1.16M)						
	18	1	150-8993	1	HANDLE AS						
M	19	1	8T-4137	2	BOLT (M10X1.5X20-MM)						
	20	1	7X-7729	2	WASHER (11X25X3-MM THK)						

M-METRIC PART

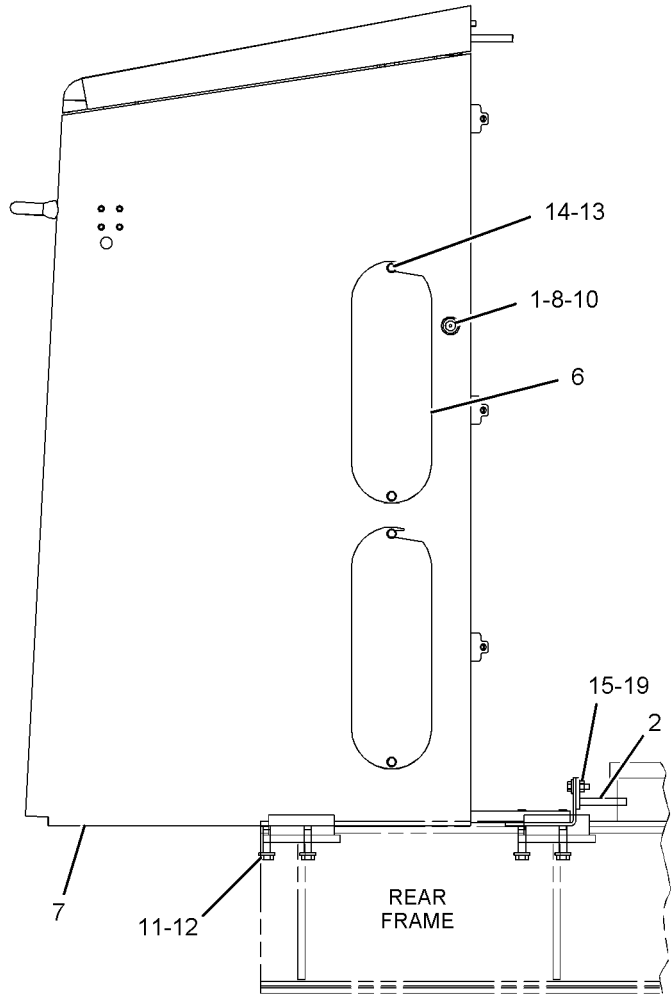
FRAME AND BODY

225-6334 GUARD GP-RADIATOR (contd.)

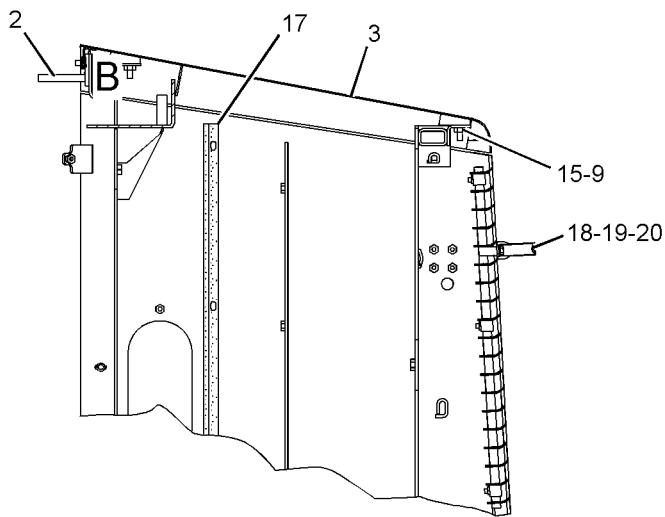
i02216428



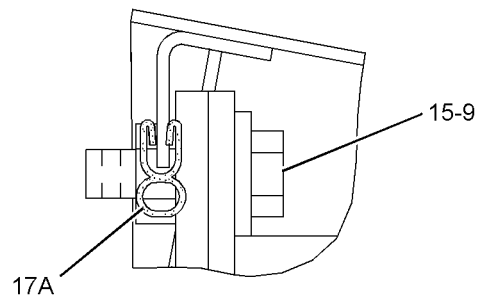
REAR VIEW



RIGHT SIDE VIEW



SECTION A-A



VIEW OF AREA B

GRAPHIC #1

<END>

g01118738

FRAME AND BODY

225-6334 GUARD GP-RADIATOR

S/N: BXY1-1899

PART OF 225-5432 CHASSIS AR

SMCS-7155

i02691244

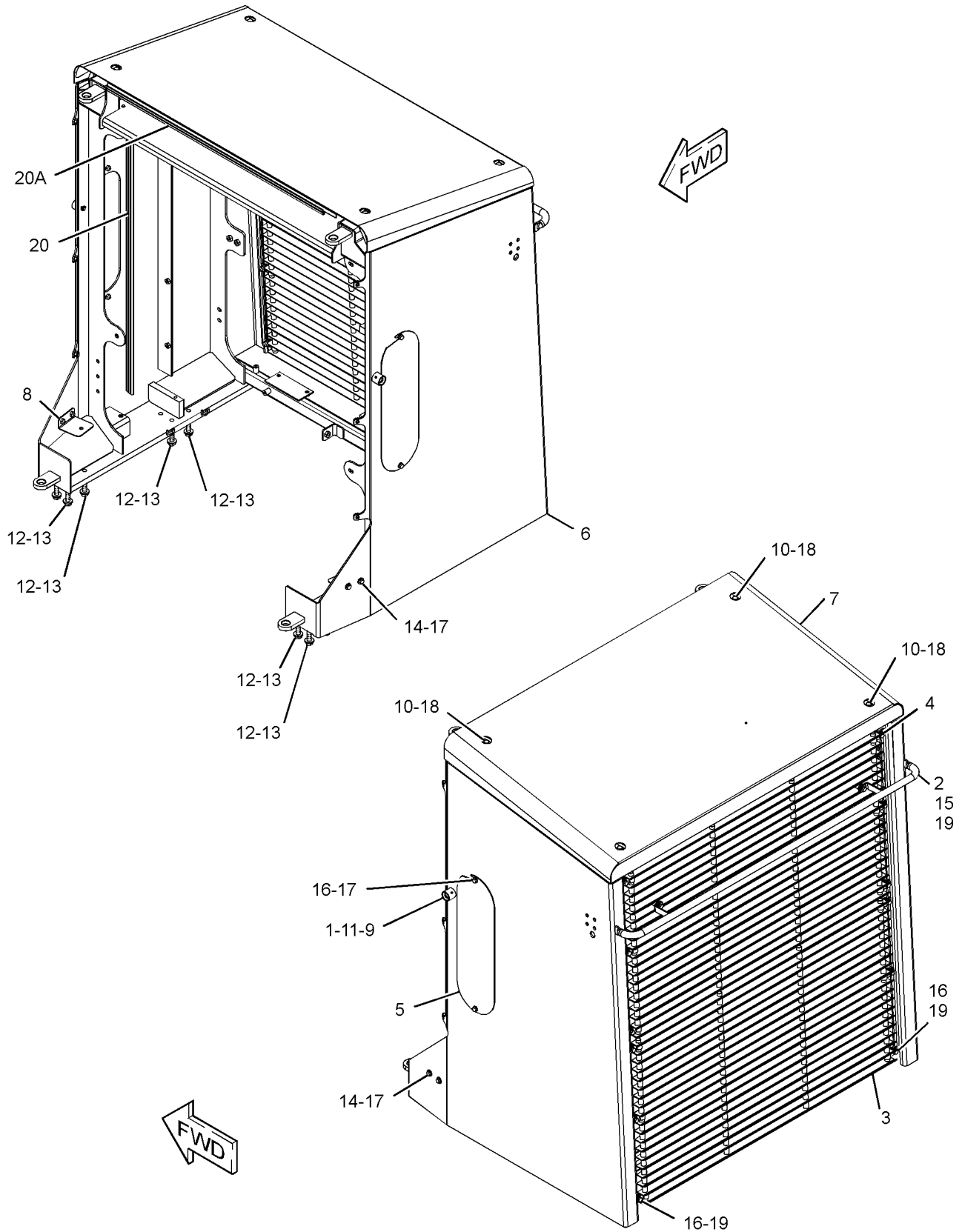
NOTE	REF NO	GRAPHIC REF	PART NUMBER	QTY	PART NAME						SEE PAGE
					1	2	3	4	5	6 (PRODUCT LEVEL)	
	1	1	8Y-5743	2	SOCKET-LATCH						
	2	1	150-8993	1	HANDLE AS						
	3	1	153-1804	1	GRILL AS-BOTTOM						
	4	1	153-3570	1	GRILL AS-TOP						
C	5	1	193-8912	2	COVER						
C	6	1	248-1130	1	GUARD AS-RADIATOR						
C	7	1	256-3839	1	COVER AS						
C	8	1	270-3561	2	BRACKET AS						
M	9	1	5C-9553	2	BOLT (M6X1X16-MM)						
C	10	1	5P-1076	4	WASHER-HARD (13.5X30X4-MM THK)						
	11	1	5P-4115	2	WASHER-HARD (7.2X19X2-MM THK)						
	12	1	7X-0515	16	WASHER-HARD (17X35X5-MM THK)						
M	13	1	7X-2556	16	BOLT (M16X2X100-MM)						
C	14	1	7X-7729	4	WASHER (11X25X3-MM THK)						
C	15	1	8T-2561	4	WASHER-HARD (10.5X28.5X5-MM THK)						
C	16	1	8T-4121	16	WASHER-HARD (11X21X2.5-MM THK)						
M	17	1	8T-4136	8	BOLT (M10X1.5X25-MM)						
CM	18	1	8T-4183	4	BOLT (M12X1.75X40-MM)						
CM	19	1	8T-4195	14	BOLT (M10X1.5X30-MM)						
CD	20	1	5P-7211		SEAL (1.5-M EACH)						
CD	20A	1	5P-7211		SEAL (1.16-M)						

C- CHANGE FROM PREVIOUS TYPE
D- ORDER BY THE METER
M- METRIC PART

FRAME AND BODY

225-6334 GUARD GP-RADIATOR (contd.)

i02691244



GRAPHIC #1

<END>

g01190027

FRAME AND BODY

225-6334 GUARD GP-RADIATOR

S/N: BXY1900-UP

PART OF 284-2735 CHASSIS AR

SMCS-7155

i03246542

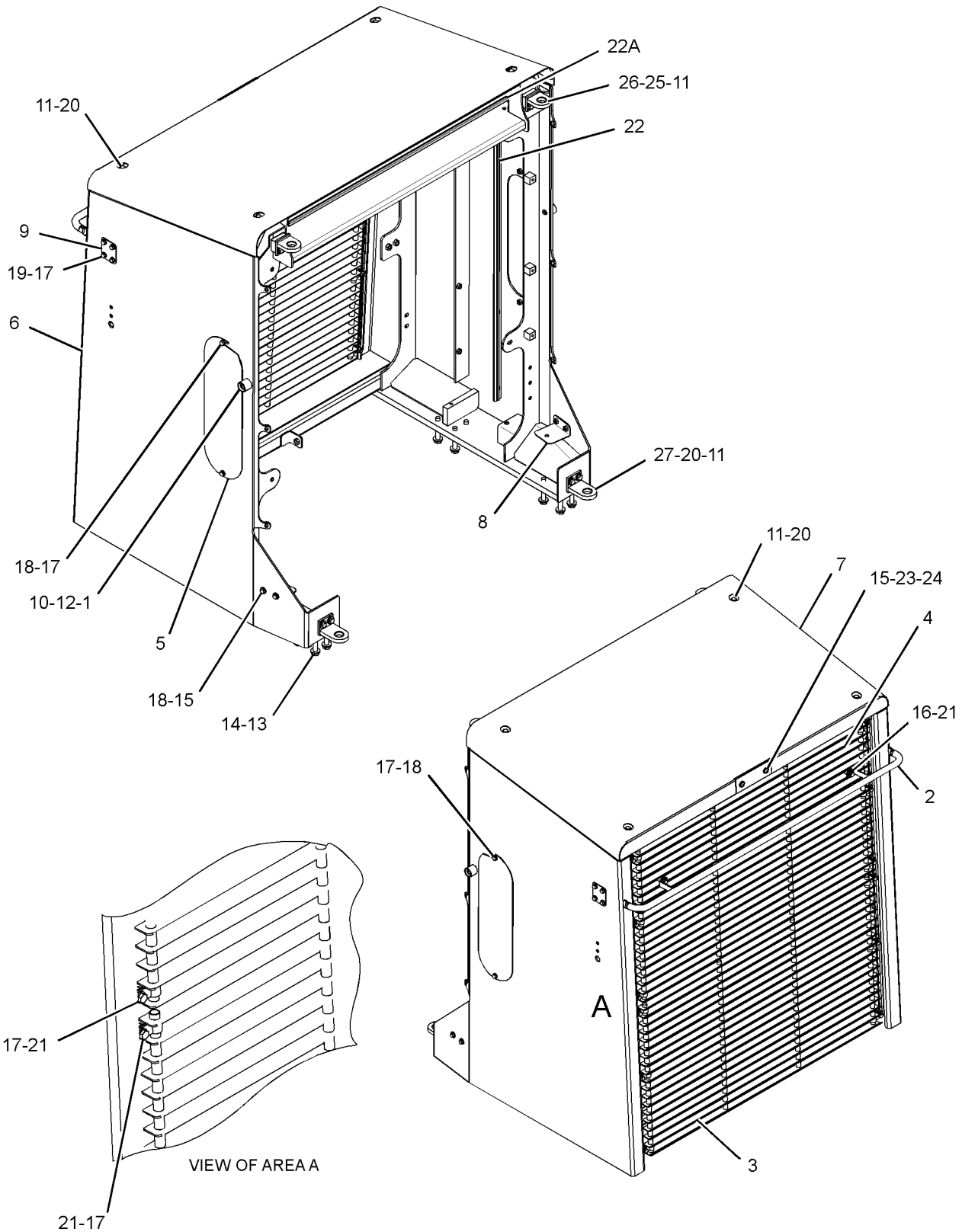
NOTE	REF NO	GRAPHIC REF	PART NUMBER	QTY	PART NAME						SEE PAGE
					1	2	3	4	5	6 (PRODUCT LEVEL)	
	1	1	8Y-5743	2	SOCKET-LATCH						
	2	1	150-8993	1	HANDLE AS						
	3	1	153-1804	1	GRILL AS-BOTTOM						
	4	1	153-3570	1	GRILL AS-TOP						
		1	4E-0019	2	BOSS (M10X1.5-THD)						
	5	1	193-8912	2	COVER						
	6	1	322-6478	1	GUARD AS						
	7	1	256-3839	1	COVER AS						
	8	1	270-3561	2	BRACKET AS						
C	9	1	297-0831	2	COVER						
M	10	1	5C-9553	2	BOLT (M6X1X16-MM)						
	11	1	5P-1076	12	WASHER-HARD (13.5X30X4-MM THK)						
	12	1	5P-4115	2	WASHER-HARD (7.2X19X2-MM THK)						
	13	1	7X-0515	16	WASHER-HARD (17X35X5-MM THK)						
M	14	1	7X-2556	16	BOLT (M16X2X100-MM)						
	15	1	7X-7729	6	WASHER (11X25X3-MM THK)						
	16	1	8T-2561	4	WASHER-HARD (10.5X28.5X5-MM THK)						
C	17	1	8T-4121	24	WASHER-HARD (11X21X2.5-MM THK)						
M	18	1	8T-4136	8	BOLT (M10X1.5X25-MM)						
CM	19	1	8T-4137	8	BOLT (M10X1.5X20-MM)						
M	20	1	8T-4183	8	BOLT (M12X1.75X40-MM)						
M	21	1	8T-4195	14	BOLT (M10X1.5X30-MM)						
D	22	1	5P-7211		SEAL (1.5-M EACH)						
D	22A	1	5P-7211		SEAL (1.16-M)						
M	23	1	141-9203	2	SCREW-BUTTON HEAD (M10X1.5X30-MM)						
	24	1	315-2615	1	PLATE AS						
M	25	1	8T-4139	4	BOLT (M12X1.75X30-MM)						
	26	1	319-0144	2	BRACKET AS						
	27	1	320-7454	2	BRACKET AS						

C-CHANGE FROM PREVIOUS TYPE
D-ORDER BY THE METER
M-METRIC PART

FRAME AND BODY

225-6334 GUARD GP-RADIATOR (contd.)

i03246542



GRAPHIC #1

<END>

g01924433

FRAME AND BODY

171-6786 GUARD GP-REAR

S/N: BXY1-UP

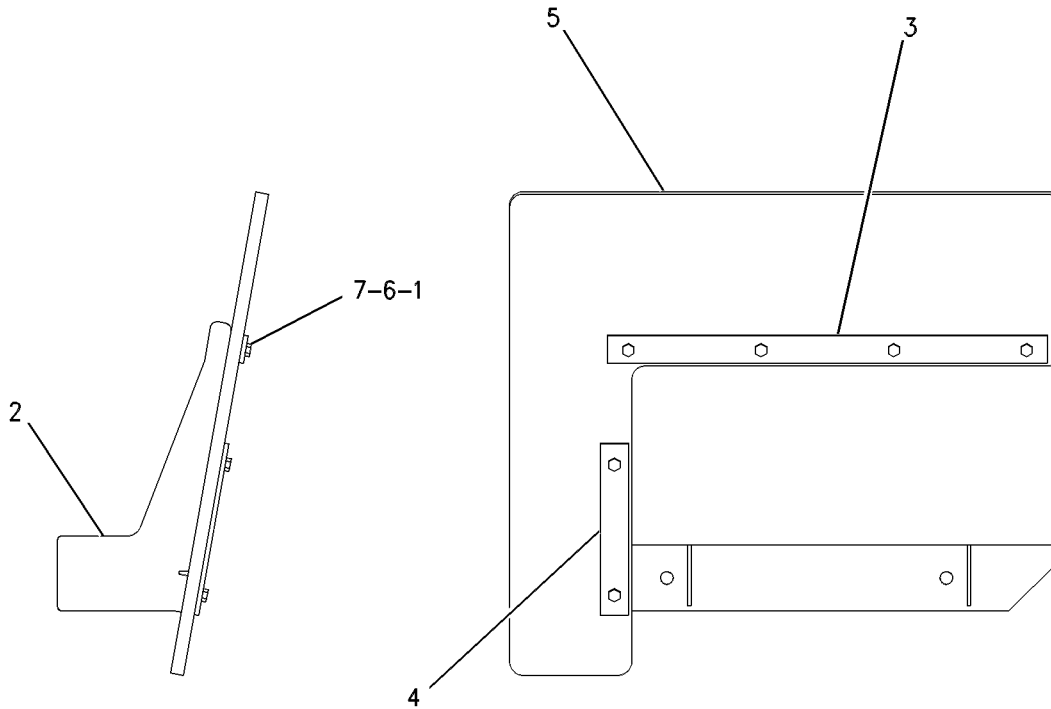
PART OF 153-7044 LADDER GP
AN ATTACHMENT

SMCS-7187

i02908859

NOTE	REF NO	GRAPHIC REF	PART NUMBER	QTY	PART NAME						SEE PAGE
					1	2	3	4	5	6 (PRODUCT LEVEL)	
	1	1	9C-5344	6	SPACER (10.5X20X18-MM THK)						
	2	1	171-6021	1	SHEET AS						
	3	1	171-6022	1	BAR						
	4	1	171-6023	1	BAR						
	5	1	171-6024	1	FLAP						
M	6	1	8T-4133	6	NUT (M10X1.5-THD)						
M	7	1	8T-4186	6	BOLT (M10X1.5X40-MM)						

M-METRIC PART



GRAPHIC #1

<END>

g00560823

FRAME AND BODY

308-2730 GUARD GP-REAR

S/N: BXY1900-UP

PART OF 2Q-8722, 2Q-8733, 2Q-8744, 2Q-8749, 2Q-8752, 2Q-8753 STEEL MILL AR
AN ATTACHMENT

SMCS-7187

i02886717

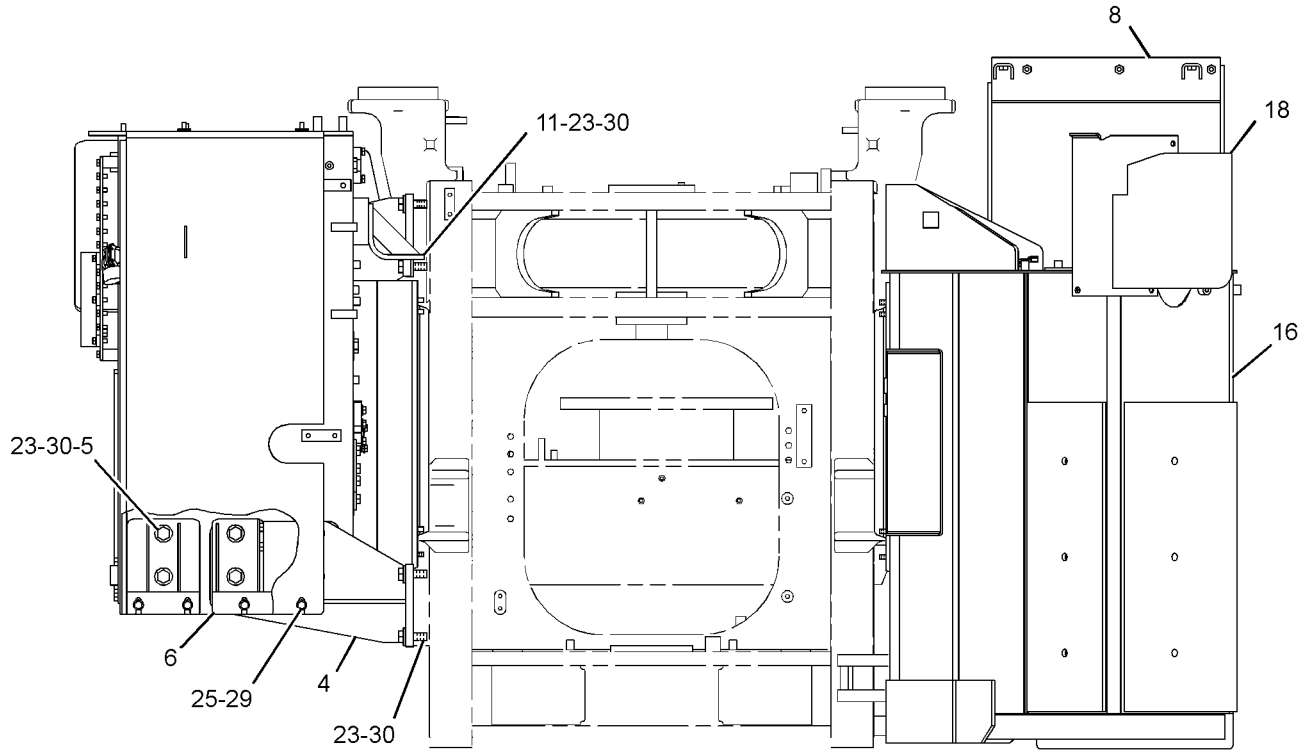
NOTE	REF NO	GRAPHIC REF	PART NUMBER	QTY	PART NAME						SEE PAGE
					1	2	3	4	5	6 (PRODUCT LEVEL)	
	1	2	6N-6984	2	MOUNT-RUBBER						
Y	2	2	9G-9288	1	CAP GP-PROTECTION						2062
	3	2	9T-0818	1	VALVE-BREAKER RELIEF						
	4	1	189-7394	1	BRACKET AS						
	5	1	189-7412	1	BRACKET AS						
M		1	8T-3597	2	NUT-WELD (M12X1.75-THD)						
	6	1	189-7413	1	BRACKET AS						
M		1	8T-3597	5	NUT-WELD (M12X1.75-THD)						
	7	2	189-7467	1	GUARD						
	8	1	189-7617	1	SUPPORT AS						
M		1	8T-3597	5	NUT-WELD (M12X1.75-THD)						
	9	2	189-7622	1	BRACKET AS						
	10	2	189-7623	1	BRACKET AS						
		2	9C-7863	1	BLOCK						
	11	1	189-7700	1	BRACKET AS						
	12	1	189-7702	1	PLATE AS						
	13	1	189-7703	1	PLATE AS						
	14	1	189-7855	1	GUARD						
Y	15	2	204-6287	1	TANK GP-HYDRAULIC						1569
Y	16	1	275-5727	1	TANK GP-FUEL						269
	17	2	299-4132	1	GUARD						
	18	1	299-4136	1	SHEET AS						
		1	299-4134	1	GUARD						
	19	2	307-9901	1	CHANNEL AS						
	20	2	131-5879	4	WASHER (11X32X3-MM THK)						
	21	2	3D-2824	1	SEAL-O-RING						
	22	1,2	5P-1076	8	WASHER-HARD (13.5X30X4-MM THK)						
M	23	1,2	7X-2563	22	BOLT (M20X2.5X60-MM)						
	24	2	8T-4121	8	WASHER-HARD (11X21X2.5-MM THK)						
M	25	1,2	8T-4139	12	BOLT (M12X1.75X30-MM)						
M	26	2	8T-4186	2	BOLT (M10X1.5X40-MM)						
M	27	1,2	8T-4192	8	BOLT (M12X1.75X25-MM)						
M	28	2	8T-4195	6	BOLT (M10X1.5X30-MM)						
	29	1,2	8T-4223	12	WASHER-HARD (13.5X25.5X3-MM THK)						
	30	1,2	8T-5439	22	WASHER-HARD (21.5X45X6-MM THK)						

M-METRIC PART
Y-SEPARATE ILLUSTRATION

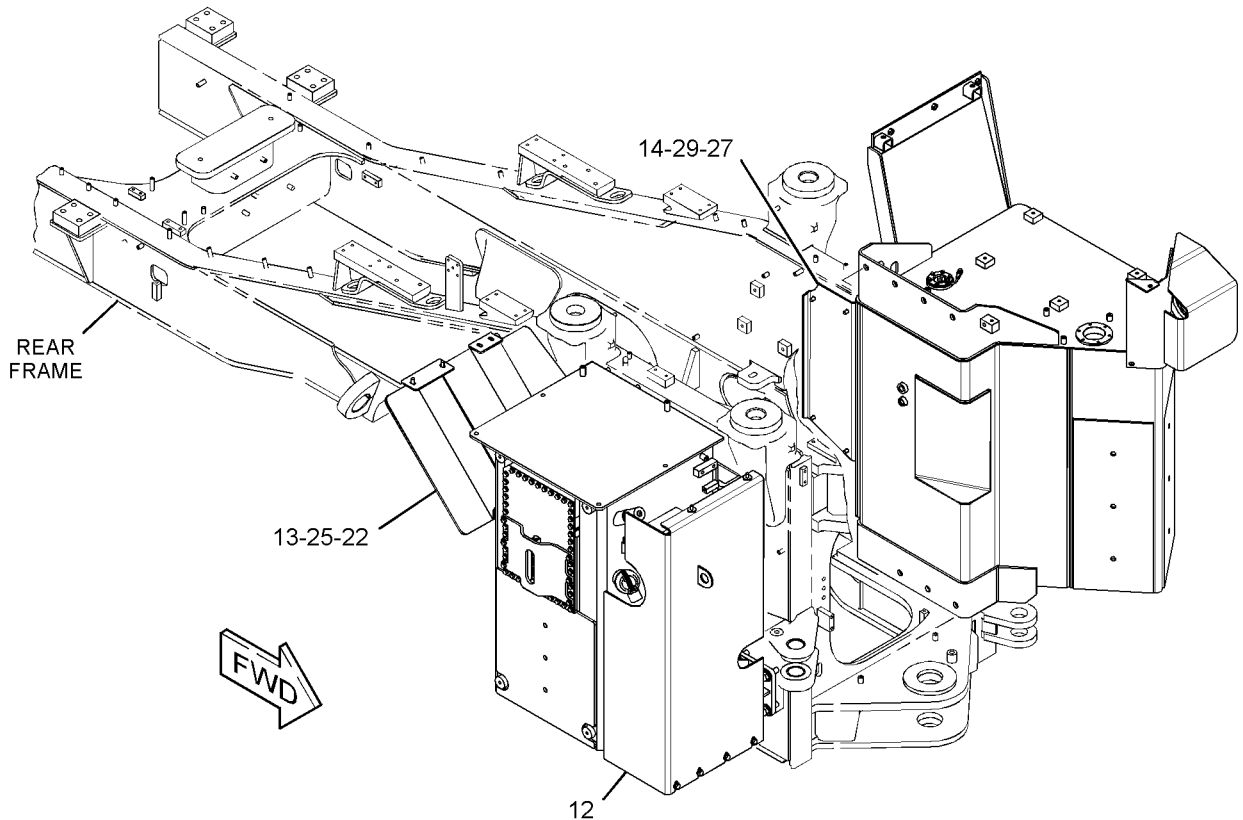
FRAME AND BODY

308-2730 GUARD GP-REAR (contd.)

i02886717



FRONT VIEW



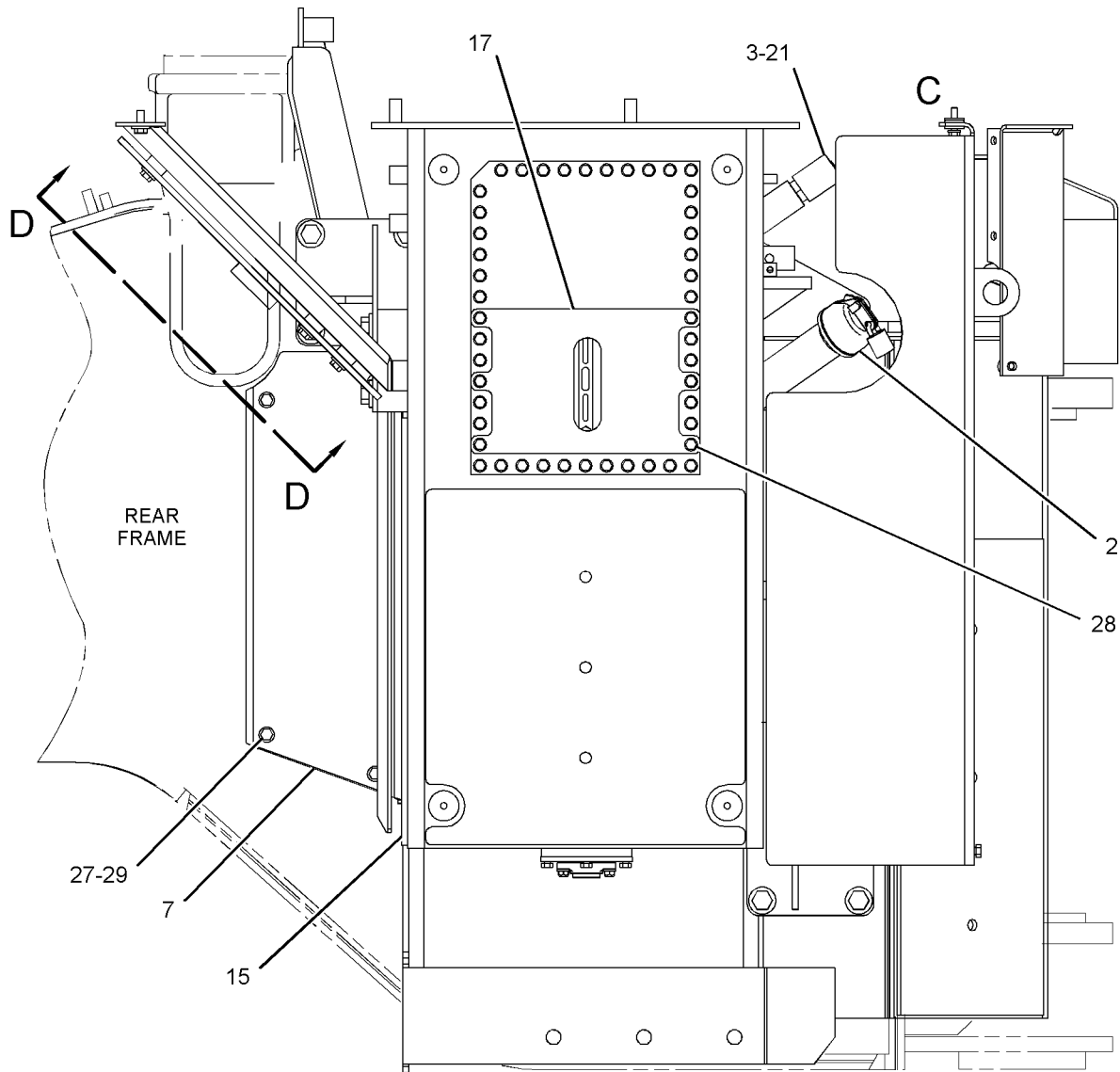
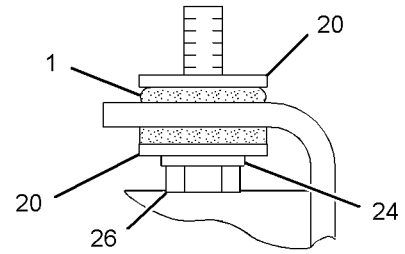
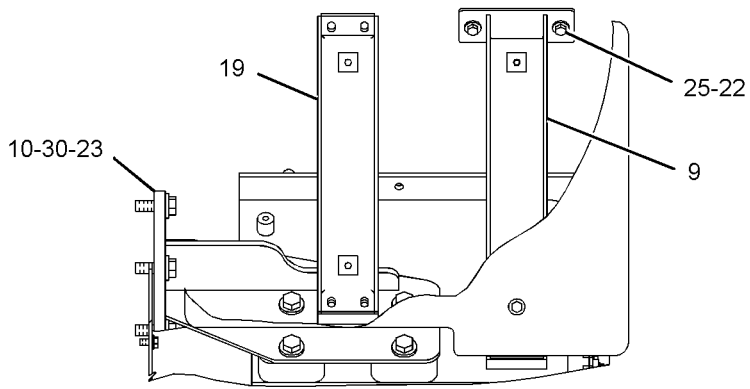
GRAPHIC #1

g01621135

FRAME AND BODY

308-2730 GUARD GP-REAR (contd.)

i02886717



GRAPHIC #2

<END>

g01621136

FRAME AND BODY

287-3679 GUARD GP-SENSOR

S/N: BXY1900-UP

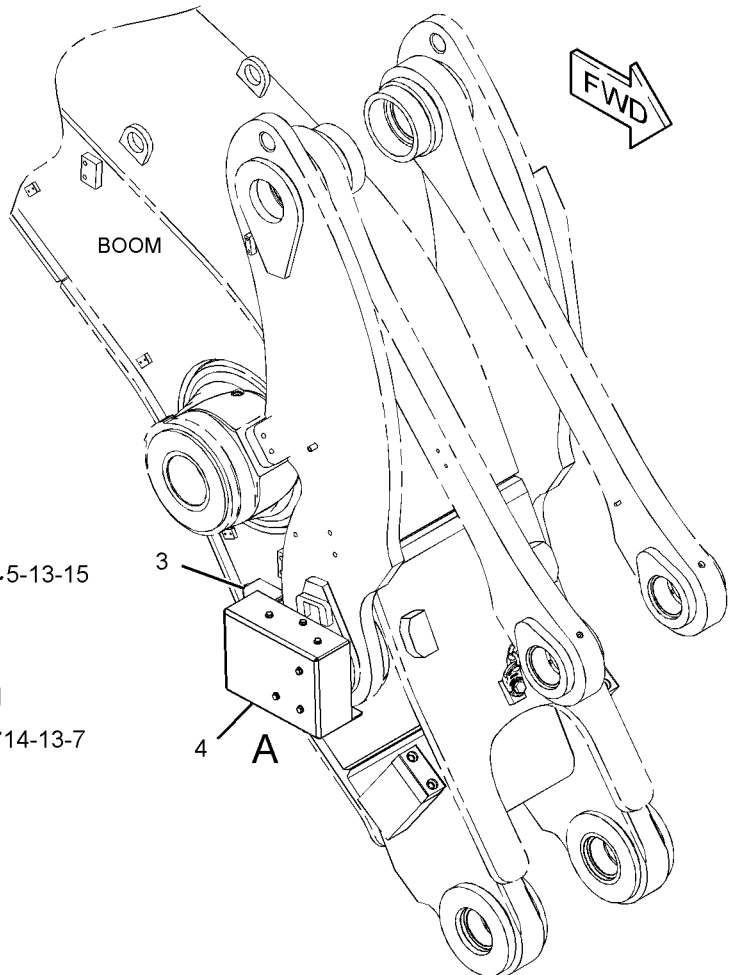
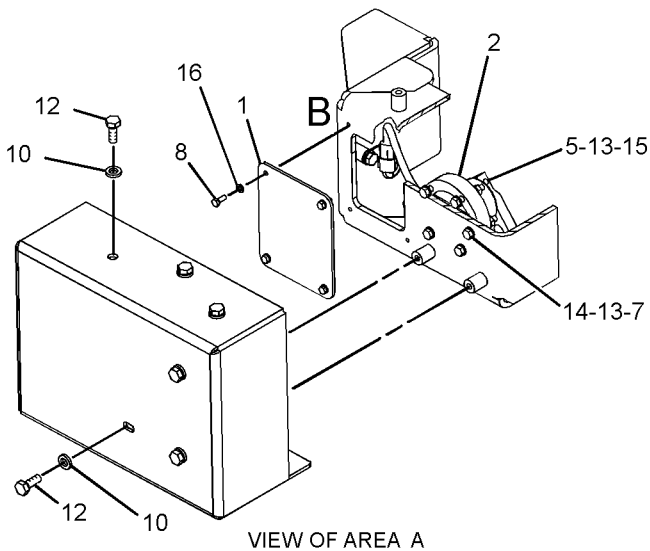
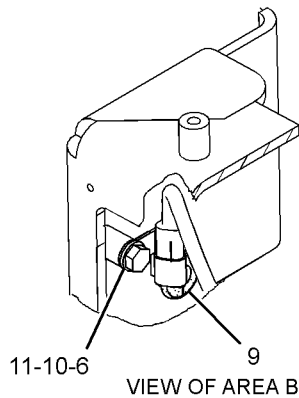
PART OF 2Q-8722, 2Q-8744, 2Q-8752, 2Q-8753 STEEL MILL AR
AN ATTACHMENT

SMCS-301T, 4803, 5736, 7150

i02728584

NOTE	REF NO	GRAPHIC REF	PART NUMBER	QTY	PART NAME						SEE PAGE
					1	2	3	4	5	6 (PRODUCT LEVEL)	
	1	1	157-6210	1	PLATE						
Y	2	1	169-0417	1	SENSOR GP-POSITION (TILT)						414
	3	1	189-7337	1	GUARD AS						
	4	1	189-7338	1	GUARD						
	5	1	199-5670	1	PLATE AS						
	6	1	115-3069	1	CLIP AS-CONNECTOR (3-PIN)						
M	7	1	5C-7261	5	NUT (M8X1.25-THD)						
M	8	1	5C-9553	4	BOLT (M6X1X16-MM)						
	9	1	7X-4780	1	GROMMET						
	10	1	8T-4121	7	WASHER-HARD (11X21X2.5-MM THK)						
M	11	1	8T-4136	1	BOLT (M10X1.5X25-MM)						
M	12	1	8T-4195	6	BOLT (M10X1.5X30-MM)						
	13	1	8T-4224	11	WASHER-HARD (8.8X16X2-MM THK)						
M	14	1	8T-6912	5	BOLT (M8X1.25X50-MM)						
M	15	1	8T-7547	1	BOLT (M8X1.25X30-MM)						
	16	1	9X-8256	4	WASHER (6.6X12X2-MM THK)						

M-METRIC PART
Y-SEPARATE ILLUSTRATION



GRAPHIC #1

<END>

g01369647

FRAME AND BODY

219-5029 HARDWARE GP-LOADER FRAME

S/N: BXY1900-UP

CUSTOM

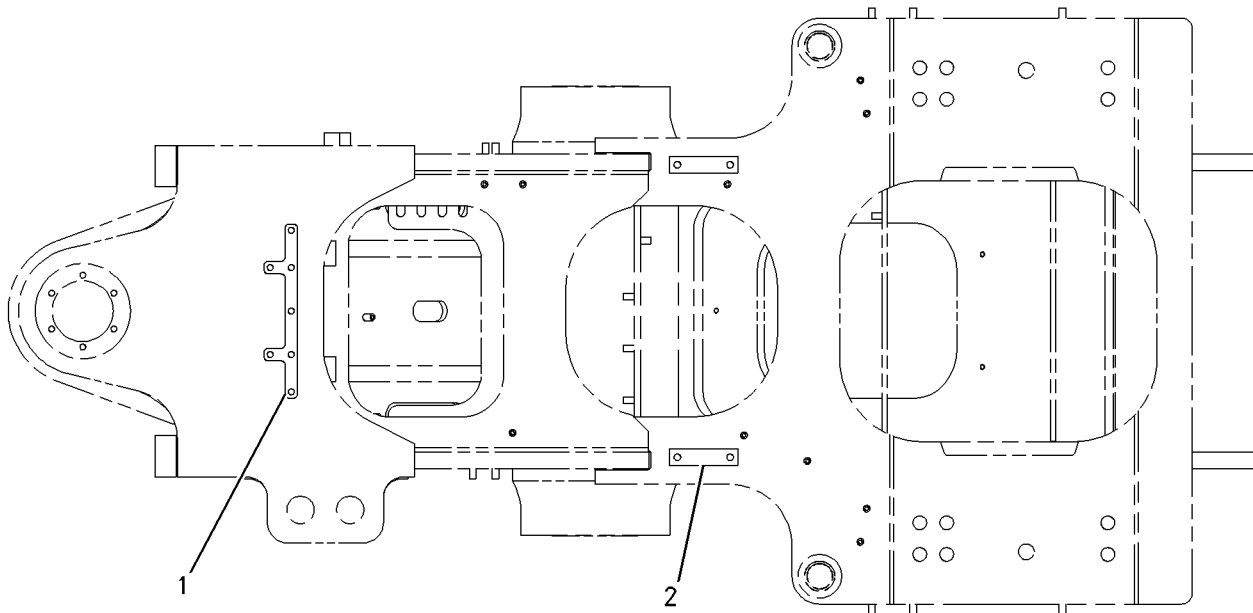
PART OF 2Q-8722, 2Q-8733, 2Q-8744, 2Q-8749, 2Q-8752, 2Q-8753 STEEL MILL AR
AN ATTACHMENT

SMCS-7054, 7553

i02753118

NOTE	REF NO	GRAPHIC REF	PART NUMBER	QTY	PART NAME						SEE PAGE
					1	2	3	4	5	6 (PRODUCT LEVEL)	
	1	1	189-7581	1	BLOCK						
	2	1	140-3094	2	BAR						
M	3	2	7X-0750	1	BOSS-WELD (M10X1.5X55-MM)						
M	4	2	8T-3851	4	BOSS-WELD (M10X1.5X17.5-MM)						

M-METRIC PART



BOTTOM VIEW



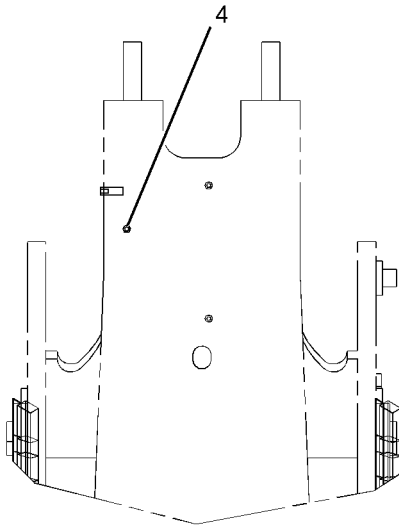
GRAPHIC #1

g00989664

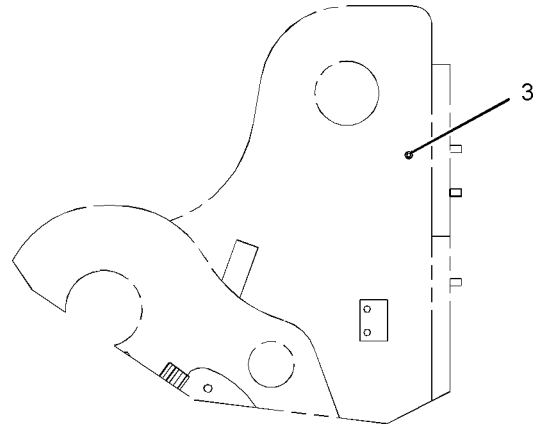
FRAME AND BODY

219-5029 HARDWARE GP-LOADER FRAME (contd.)

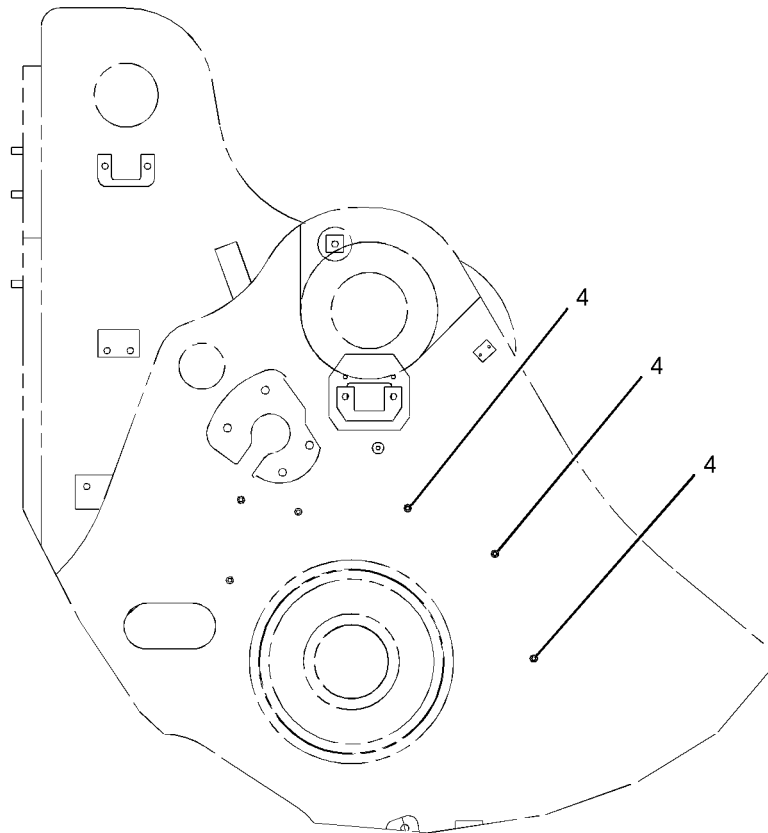
i02753118



REAR VIEW



LEFT SIDE VIEW



RIGHT SIDE VIEW

GRAPHIC #2

<END>

g01108361

FRAME AND BODY

224-4044 HARDWARE GP-LOADER FRAME

S/N: BXY1-UP

PART OF 247-7033, 247-7034, 259-2405, 293-7303, 293-7305, 293-7307

LUBRICATION AR-AUTOMATIC

AN ATTACHMENT

SMCS-7054, 7553

i02224115

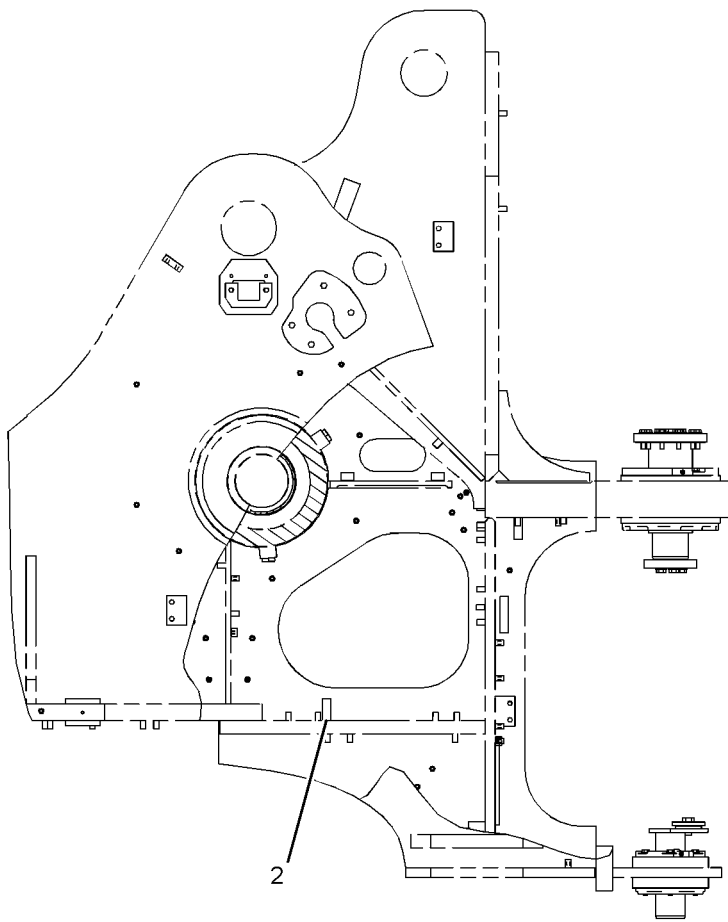
NOTE	REF NO	GRAPHIC REF	PART NUMBER	QTY	PART NAME						SEE PAGE
					1	2	3	4	5	6 (PRODUCT LEVEL)	
	1	1	3H-2599	1	BLOCK-TUBE						
M	2	1	9R-1733	1	BOSS (M10X1.5X66.5-MM)						
M	3	1	8T-3851	10	BOSS-WELD (M10X1.5X17.5-MM)						
	4	1	<i>153-4806</i>	2	BLOCK						

M-METRIC PART

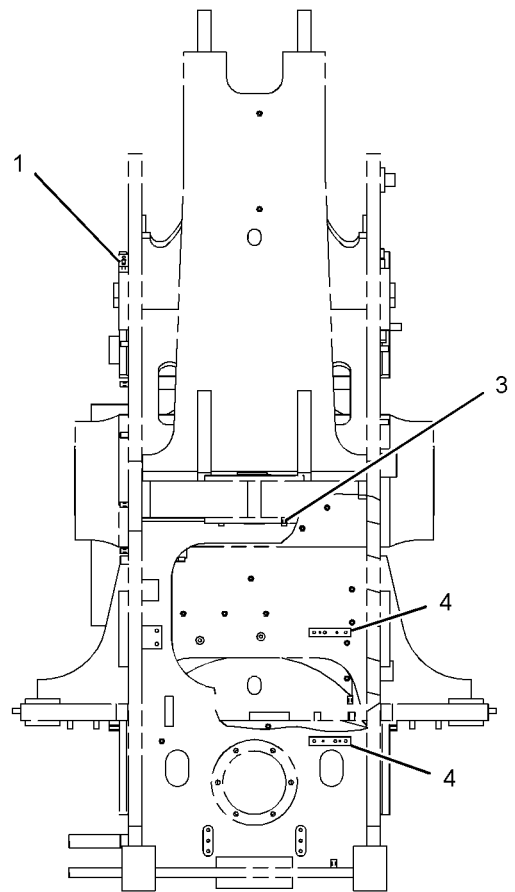
FRAME AND BODY

224-4044 HARDWARE GP-LOADER FRAME (contd.)

i02224115



LEFT SIDE VIEW



REAR VIEW

GRAPHIC #1

<END>

g01122015

FRAME AND BODY

259-2452 HARDWARE GP-LOADER FRAME

S/N: BXY1-UP

PART OF 259-2435, 259-2436, 259-2437, 293-7304, 293-7306, 293-7308

LUBRICATION AR-AUTOMATIC

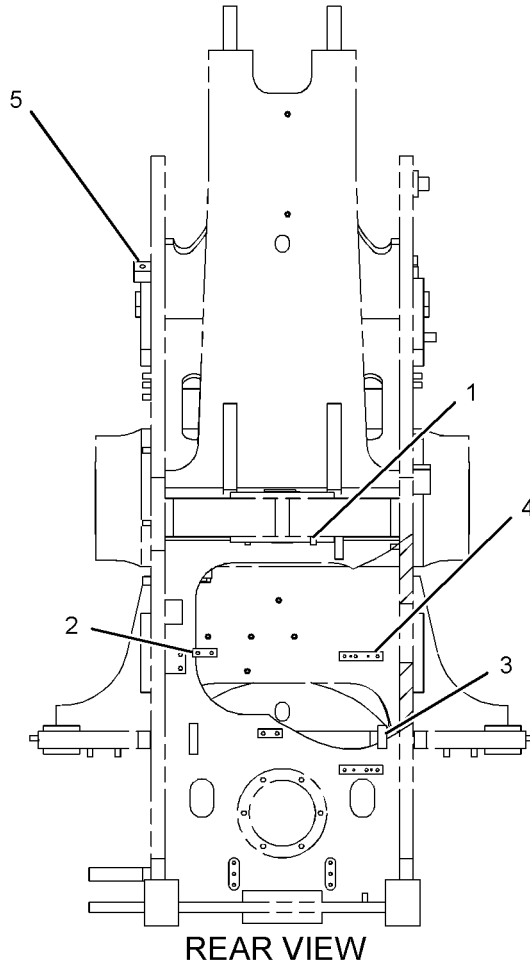
AN ATTACHMENT

SMCS-7054, 7553

i02226015

NOTE	REF NO	GRAPHIC REF	PART NUMBER	QTY	PART NAME						SEE PAGE
					1	2	3	4	5	6 (PRODUCT LEVEL)	
M	1	1	8T-3851	7	BOSS-WELD (M10X1.5X17.5-MM)						
	2	1	9C-6809	1	BLOCK (M10X1.5-THD)						
M	3	1	9R-1733	1	BOSS (M10X1.5X66.5-MM)						
	4	1	153-4806	2	BLOCK						
	5	1	188-9657	1	BLOCK						

M-METRIC PART



REAR VIEW

GRAPHIC #1

<END>

g01124863

FRAME AND BODY

349-4507 HARDWARE GP-LOADER FRAME

S/N: BXY4000-UP

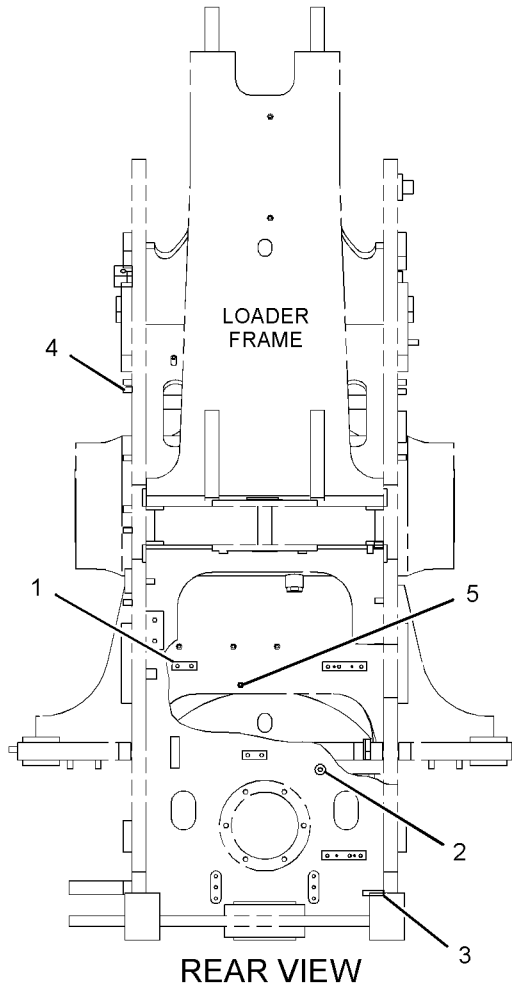
PART OF 349-4484, 349-4485, 349-4486 LUBRICATION AR-AUTOMATIC
AN ATTACHMENT

SMCS-7054, 7553

i03798391

NOTE	REF NO	GRAPHIC REF	PART NUMBER	QTY	PART NAME						SEE PAGE
					1	2	3	4	5	6 (PRODUCT LEVEL)	
	1	1	9C-6809	1	BLOCK (M10X1.5-THD)						
	2	1	9R-4595	1	BOSS (M12X1.75X30-MM)						
M	3	1	7X-0752	3	BOSS-WELD (M10X1.5X65-MM OAL)						
M	4	1	8T-3851	5	BOSS-WELD (M10X1.5X17.5-MM)						
M	5	1	8T-4935	1	BOSS-WELD (M10X1.5X45-MM)						

M-METRIC PART



<END>

GRAPHIC #1

g02061014

FRAME AND BODY

189-7441 HARDWARE GP-REAR FRAME

S/N: BXY1-UP

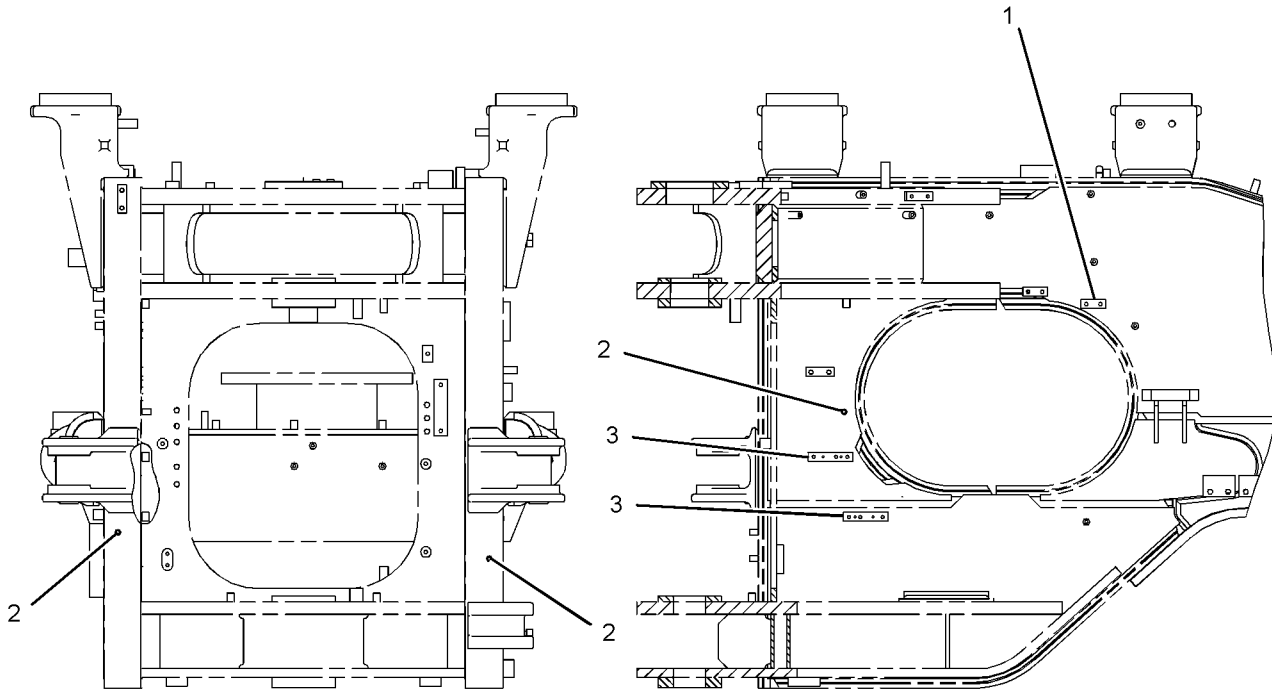
PART OF 247-7033, 247-7034, 259-2405, 259-2435, 259-2436, 259-2437,
293-7303, 293-7304, 293-7305, 293-7306, 293-7307, 293-7308 LUBRICATION
AR-AUTOMATIC
AN ATTACHMENT

SMCS-7051, 7553

i02260272

NOTE	REF NO	GRAPHIC REF	PART NUMBER	QTY	PART NAME						SEE PAGE
					1	2	3	4	5	6 (PRODUCT LEVEL)	
	1	1	9C-6809	1	BLOCK (M10X1.5-THD)						
M	2	1	8T-3851	3	BOSS-WELD (M10X1.5X17.5-MM)						
	3	1	153-4806	2	BLOCK						

M-METRIC PART



FRONT VIEW

LEFT SIDE VIEW

GRAPHIC #1

<END>

g01135984

FRAME AND BODY

219-4977 HARDWARE GP-REAR FRAME

S/N: BXY1-UP

PART OF 254-6062 CONTROL AR-RIDE
AN ATTACHMENT

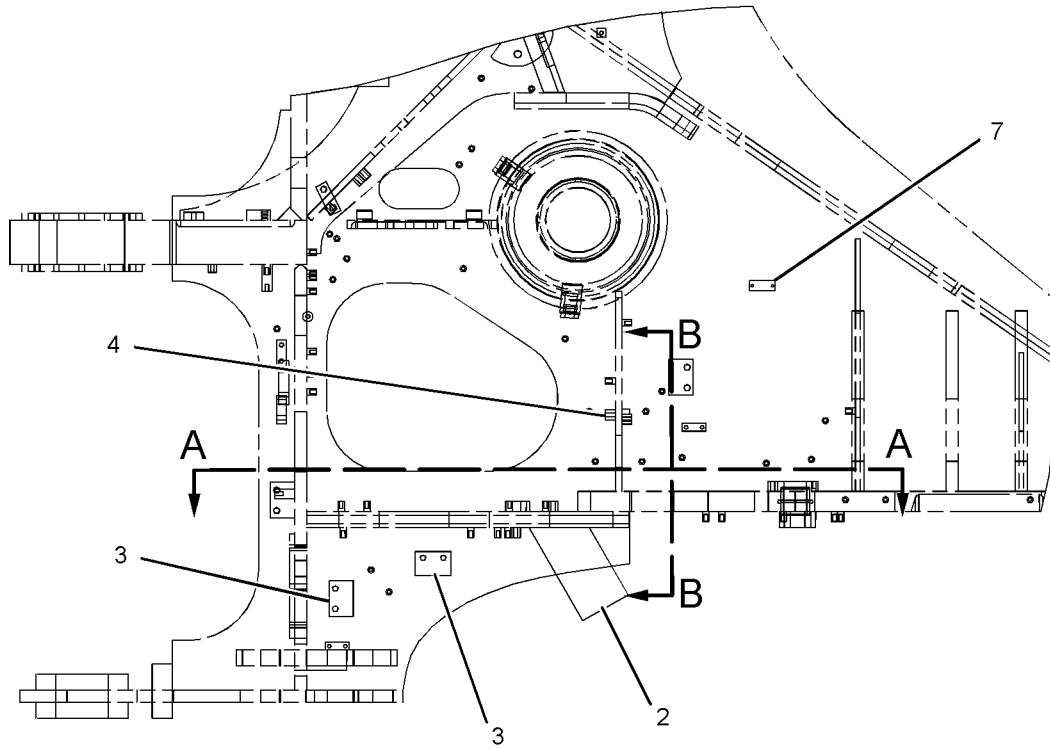
SMCS-7051, 7553

i02299817

NOTE	REF NO	GRAPHIC REF	PART NUMBER	QTY	PART NAME						SEE PAGE
					1	2	3	4	5	6 (PRODUCT LEVEL)	
	1	2	167-0080	1	BLOCK						
	2	1	222-3584	1	BLOCK						
	3	1,2	103-5350	3	PLATE						
M	4	1,2	9R-2640	5	BOSS (M12X1.75X25-MM)						
	5	2	9C-7929	1	BLOCK						
	6	2	133-3630	1	BLOCK						
	7	1	156-0052	1	PLATE						

M-METRIC PART

REFER TO ALL ILLUSTRATIONS OF
THIS GROUP FOR AUXILIARY VIEWS



RIGHT SIDE VIEW

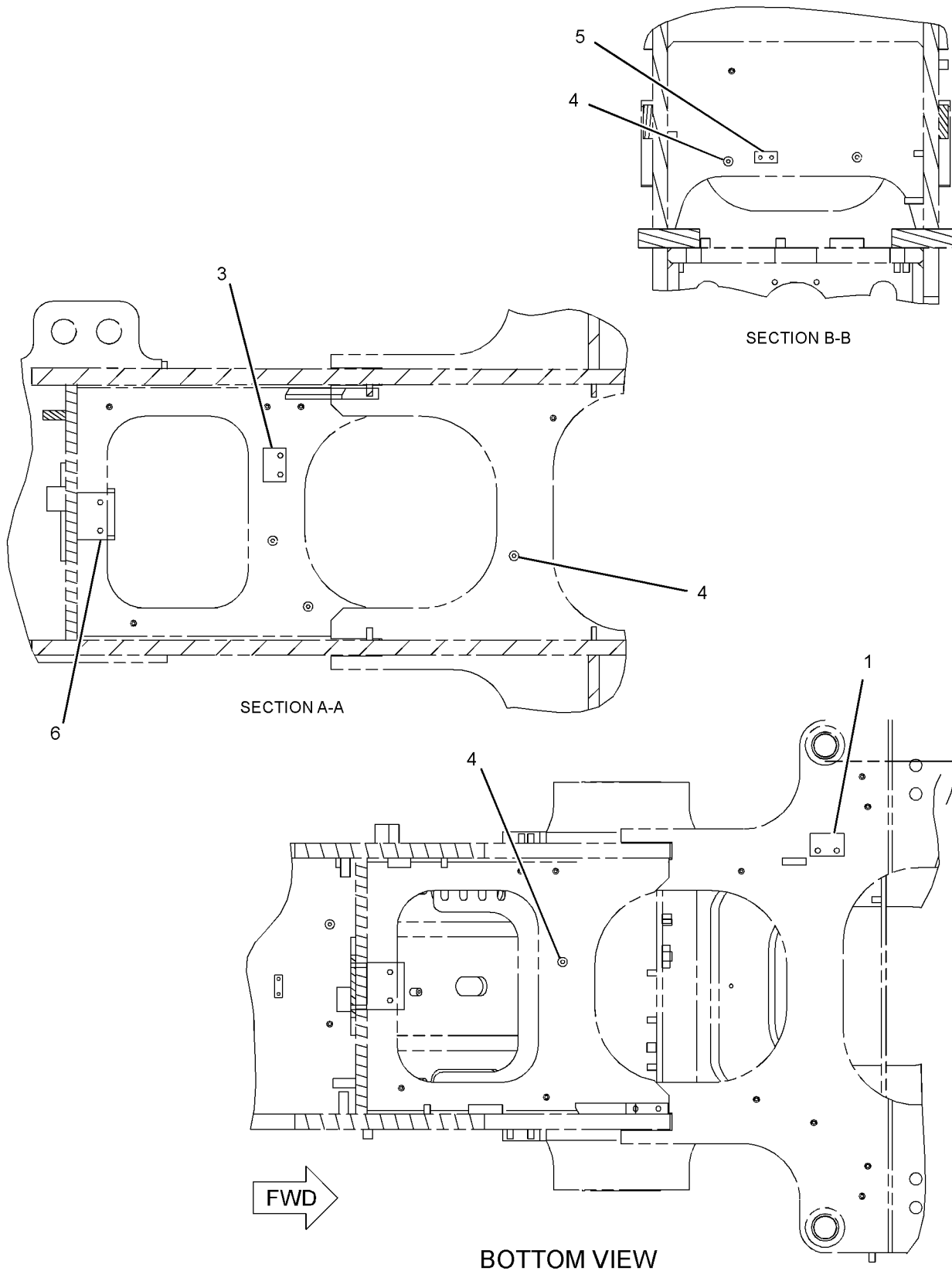
GRAPHIC #1

g0117726

FRAME AND BODY

219-4977 HARDWARE GP-REAR FRAME (contd.)

i02299817



GRAPHIC #2

<END>

g0117728

FRAME AND BODY

308-2718 HARDWARE GP-REAR FRAME

S/N: BXY1900-UP

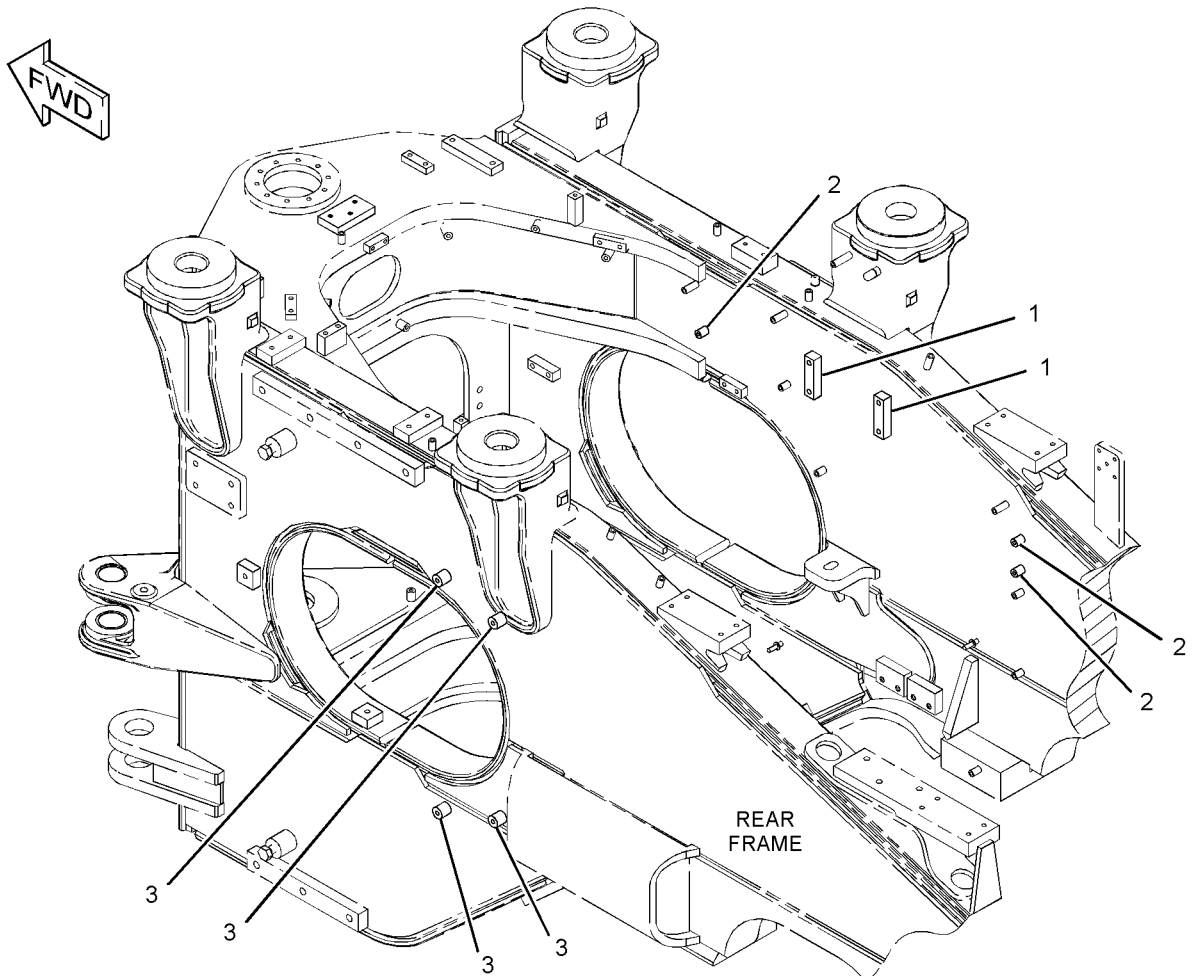
PART OF 2Q-8722, 2Q-8733, 2Q-8744, 2Q-8749, 2Q-8752, 2Q-8753 STEEL MILL AR
AN ATTACHMENT

SMCS-7051, 7553

i02728624

NOTE	REF NO	GRAPHIC REF	PART NUMBER	QTY	PART NAME						SEE PAGE
					1	2	3	4	5	6 (PRODUCT LEVEL)	
	1	1	8X-5963	2	BLOCK						
M	2	1	9R-2613	3	BOSS-WELD (M10X1.5X25-MM)						
	3	1	9R-4595	4	BOSS (M12X1.75X30-MM)						

M-METRIC PART



GRAPHIC #1

<END>

g01369172

FRAME AND BODY

349-4508 HARDWARE GP-REAR FRAME

S/N: BXY4000-UP

PART OF 349-4484, 349-4485, 349-4486 LUBRICATION AR-AUTOMATIC
AN ATTACHMENT

SMCS-7051, 7553

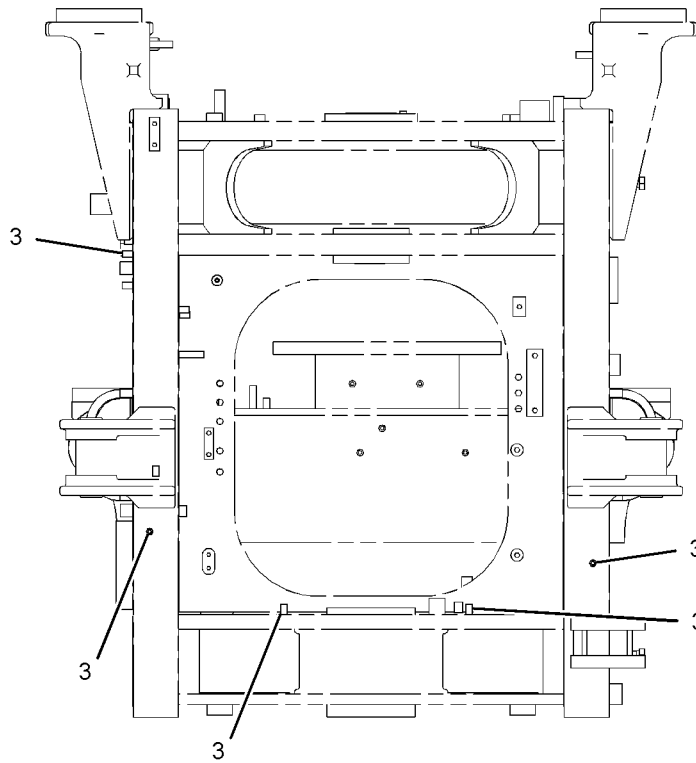
i03798393

NOTE	REF NO	GRAPHIC REF	PART NUMBER	QTY	PART NAME						SEE PAGE
					1	2	3	4	5	6 (PRODUCT LEVEL)	
	1	1	9R-4595	1	BOSS (M12X1.75X30-MM)						
M	2	1	7X-0752	1	BOSS-WELD (M10X1.5X65-MM OAL)						
M	3	1	8T-3851	8	BOSS-WELD (M10X1.5X17.5-MM)						
M-METRIC PART											

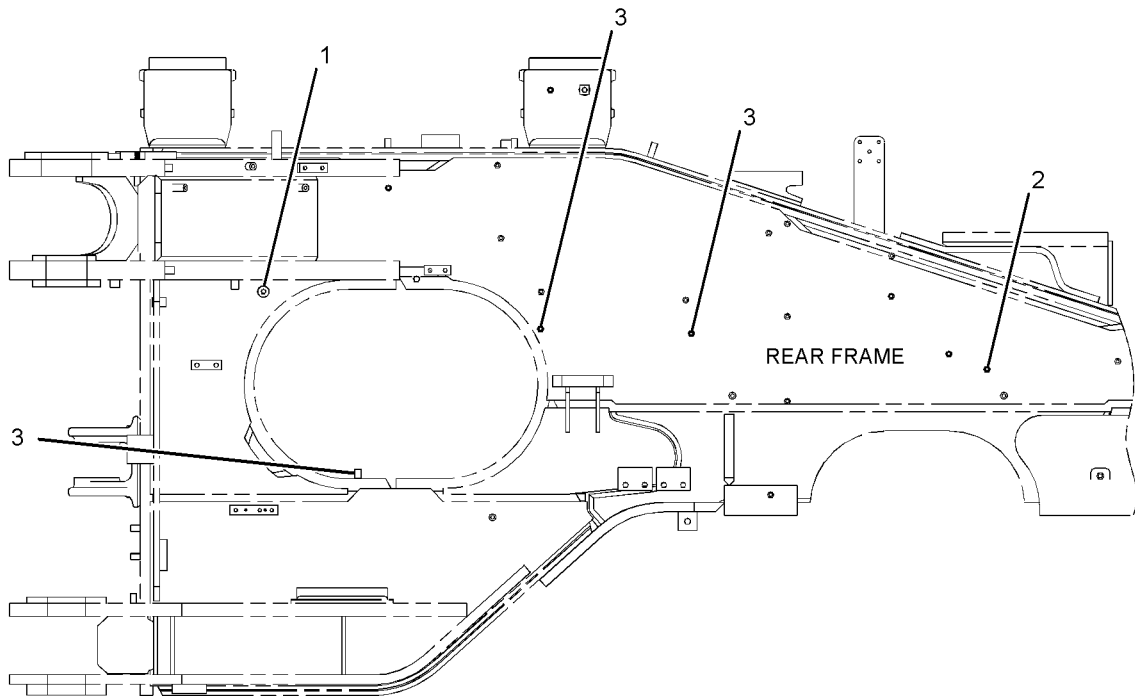
FRAME AND BODY

349-4508 HARDWARE GP-REAR FRAME (contd.)

i03798393



FRONT VIEW



LEFT SIDE VIEW

GRAPHIC #1

<END>

g02058574

FRAME AND BODY

255-8243 HITCH GP-ARTICULATING

S/N: BXY1-UP

PART OF 225-5432, 284-2735 CHASSIS AR

SMCS-7057, 7100

i02387041

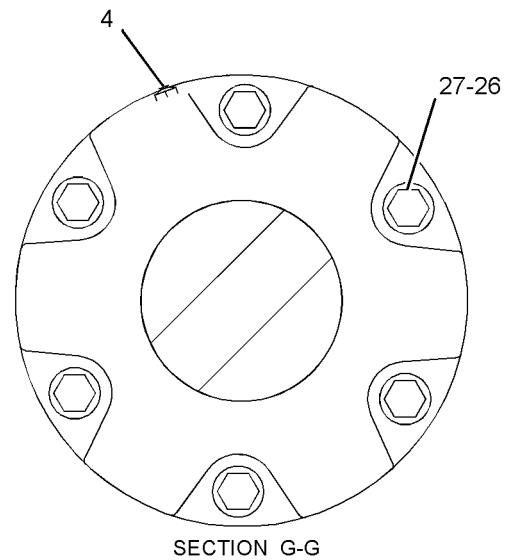
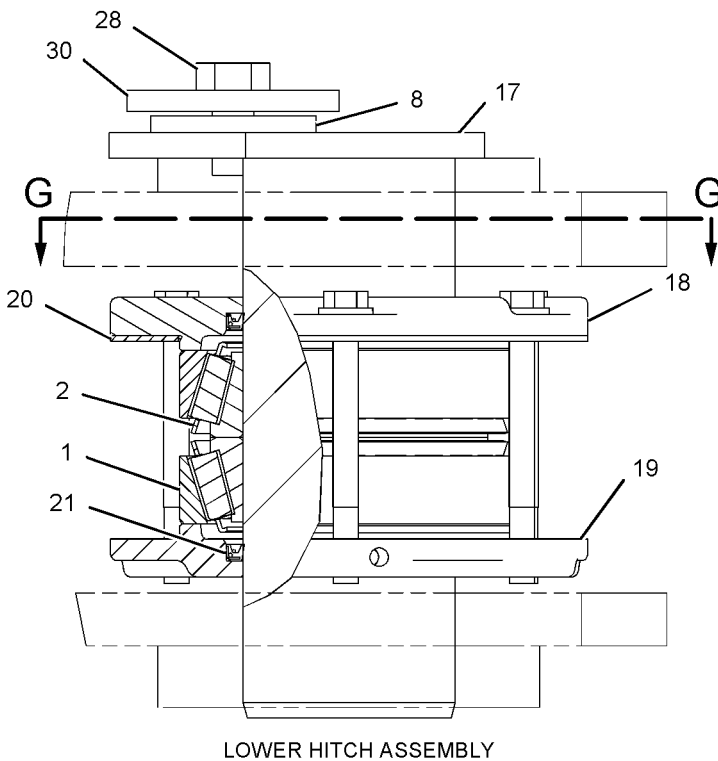
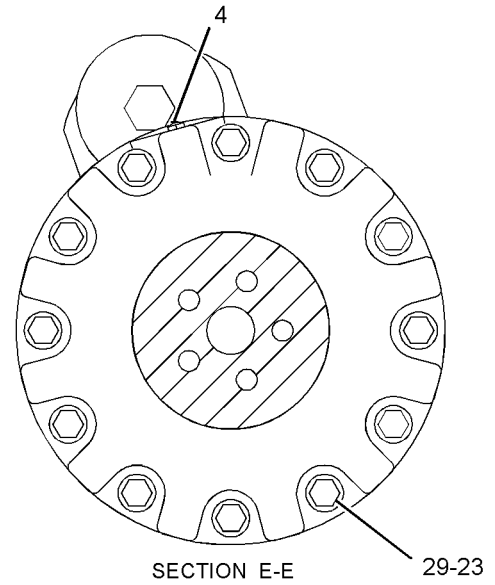
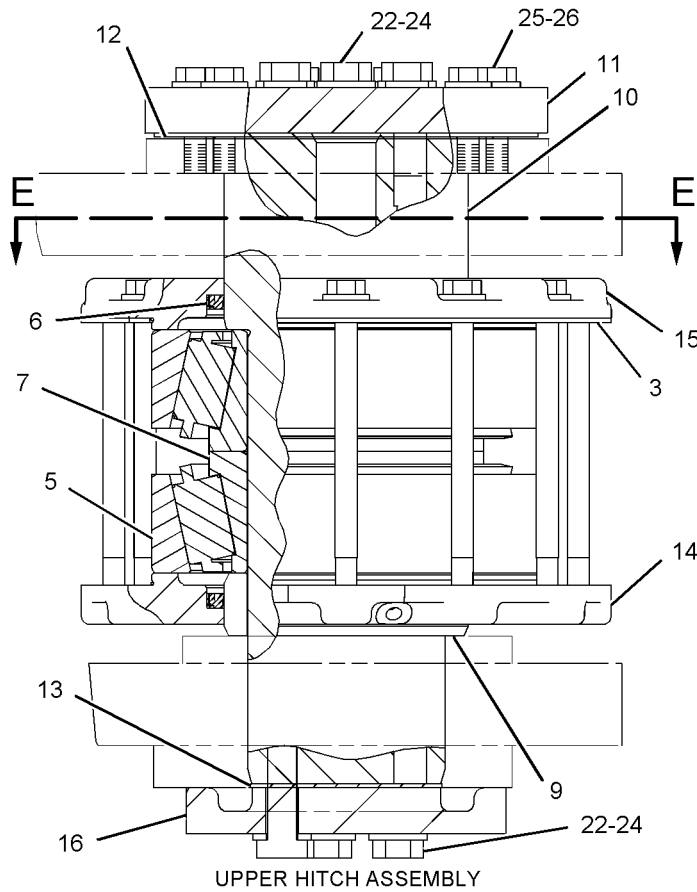
NOTE	REF NO	GRAPHIC REF	PART NUMBER	QTY	PART NAME						SEE PAGE
					1	2	3	4	5	6 (PRODUCT LEVEL)	
	1	1	2N-3253	2	CUP-BEARING						
	2	1	2N-3254	2	CONE-BEARING						
B	3	1	3K-6401	1	SHIM PACK (INCLUDES 19-SHIMS)						
	4	1	4B-4550	2	FITTING-PRESSURE RELIEF (1/8-27 PTF)						
	5	1	5P-2525	2	CUP-BEARING						
	6	1	5P-2673	2	SEAL-LIP TYPE						
	7	1	5P-9769	2	CONE-BEARING						
	8	1	7X-7740	1	WASHER (45X78X8-MM THK)						
	9	1	9K-0803	1	SPACER						
	10	1	141-2150	1	PIN						
	11	1	141-2151	1	PLATE						
B	12	1	141-2155	1	SHIM PACK (INCLUDES 26-SHIMS)						
B	13	1	141-2156	1	SHIM PACK (INCLUDES 26-SHIMS)						
	14	1	142-6988	1	CAP						
	15	1	142-6989	1	CAP						
	16	1	255-8232	1	PLATE						
	17	1	255-8239	1	PIN AS						
	18	1	255-8244	1	CAP						
	19	1	255-8245	1	CAP						
B	20	1	255-8246	1	SHIM PACK (INCLUDES 20-SHIMS)						
	21	1	9X-4597	2	SEAL-LIP TYPE						
M	22	1	137-3300	10	BOLT (M16X2X90-MM)						
	23	1	5P-8245	12	WASHER-HARD (13.5X25.5X3-MM THK)						
	24	1	5P-8247	10	WASHER-HARD (17X32X3.5-MM THK)						
M	25	1	8T-4194	10	BOLT (M12X1.75X50-MM)						
	26	1	8T-4223	16	WASHER-HARD (13.5X25.5X3-MM THK)						
M	27	1	8T-5001	6	BOLT (M12X1.75X130-MM)						
M	28	1	8T-5460	1	BOLT (M20X2.5X40-MM)						
M	29	1	8T-6991	12	BOLT (M12X1.75X180-MM)						
	30	1	8X-0674	1	WASHER (22X100X10-MM THK)						

B-USE AS REQUIRED
M-METRIC PART

FRAME AND BODY

255-8243 HITCH GP-ARTICULATING (contd.)

i02387041



GRAPHIC #1

<END>

g01118912

FRAME AND BODY

225-5235 HOOD & GUARD GP

S/N: BXY1-UP

PART OF 225-5432 CHASSIS AR

SMCS-7251

i02318870

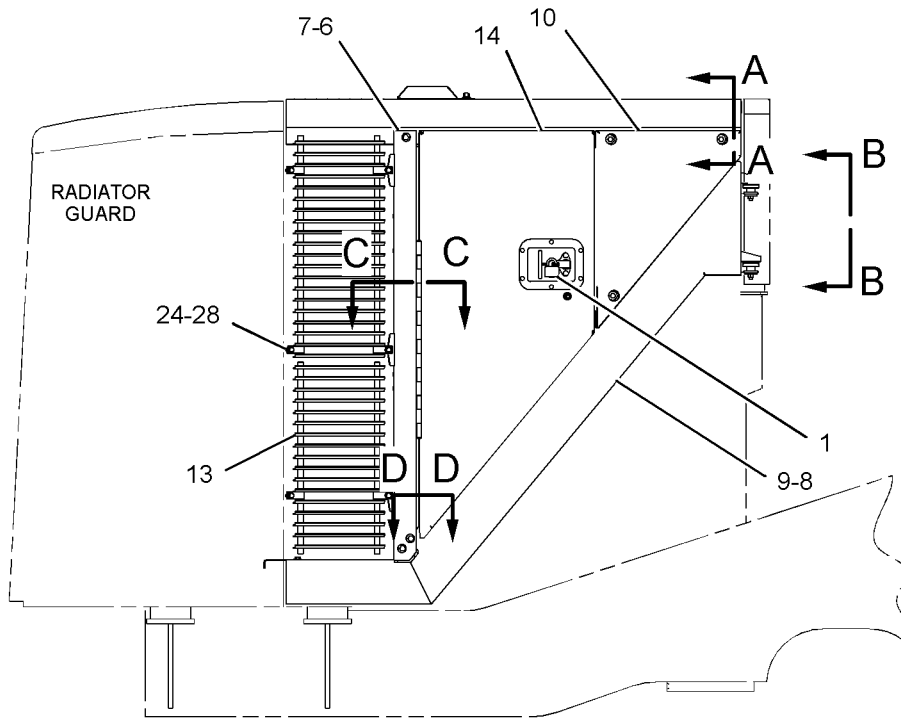
NOTE	REF NO	GRAPHIC REF	PART NUMBER	QTY	PART NAME						SEE PAGE
					1	2	3	4	5	6 (PRODUCT LEVEL)	
	1	1	246-2641	2	PADLOCK GP (EACH INCLUDES KEY)						
	2	2	5V-3854	16	BUMPER						
	3	2	6S-6251	8	MOUNT						
	4	2	7G-8839	6	SPACER (13.5X57X6-MM THK)						
	5	2	7T-8331	10	MOUNT AS						
	6	1	134-2778	1	POST AS-RH						
	7	1	134-2779	1	POST AS-LH						
	8	1	134-2780	1	SUPPORT AS (RH)						
	9	1	134-2781	1	SUPPORT AS (LH)						
Y	10	1	143-9361	1	PANEL GP-SIDE (HOOD SIDE, FRONT, RH)						1157
	11	1	145-8130	1	PANEL AS-FLOOR						
	12	1	151-6008	1	GRILL AS-TOP						
	13	1	151-6009	2	GRILL AS-SIDE (EACH INCLUDES)						
		1	8R-7858	6	CLAMP						
Y	14	1	163-8033	1	DOOR GP-ACCESS (HOOD SIDE, REAR, RH)						909
Y	15	1	180-9272	1	DOOR GP-ACCESS (HOOD TOP)						911
	16	1	225-5237	1	PANEL AS-HOOD (FRONT)						
	17	1	253-8745	1	PANEL AS						
M		1	8T-3612	2	NUT-WELD (M8X1.25-THD)						
M		1	8T-3490	11	NUT-WELD (M10X1.5-THD)						
		1	138-6108	5	SPACER (8.7X20X45-MM THK)						
	18	1	225-5239	1	RAIL AS (LH)						
M		1	9R-2613	2	BOSS-WELD (M10X1.5X25-MM)						
M		1	8T-3490	8	NUT-WELD (M10X1.5-THD)						
M		1	8T-3597	1	NUT-WELD (M12X1.75-THD)						
	19	1	225-5240	1	RAIL AS (RH)						
M		1	9R-2613	2	BOSS-WELD (M10X1.5X25-MM)						
M		1	8T-3490	8	NUT-WELD (M10X1.5-THD)						
M		1	8T-3597	1	NUT-WELD (M12X1.75-THD)						
	21	1,2	5P-1076	10	WASHER-HARD (13.5X30X4-MM THK)						
	22	1,2	6B-6205	8	SPACER (0.438X0.875X1.281-IN THK)						
	23	2	7X-0590	12	WASHER-HARD (13.5X44.5X6-MM THK)						
	24	1,2	7X-7729	38	WASHER (11X25X3-MM THK)						
M	25	2	8T-4139	4	BOLT (M12X1.75X30-MM)						
M	27	2	8T-4185	6	BOLT (M10X1.5X50-MM)						
M	28	1,2	8T-4195	30	BOLT (M10X1.5X30-MM)						
	29	2	8T-4222	6	WASHER-PLATED (11X32X2.5-MM THK)						
	30	2	8T-4223	4	WASHER-HARD (13.5X25.5X3-MM THK)						
M	31	2	8T-4244	10	NUT (M12X1.75-THD)						
M	32	2	8T-4648	10	BOLT (M12X1.75X70-MM)						
M	33	2	8T-4910	2	BOLT (M12X1.75X60-MM)						
M	34	1,2	8T-6466	8	BOLT (M10X1.5X60-MM)						

M-METRIC PART
Y-SEPARATE ILLUSTRATION

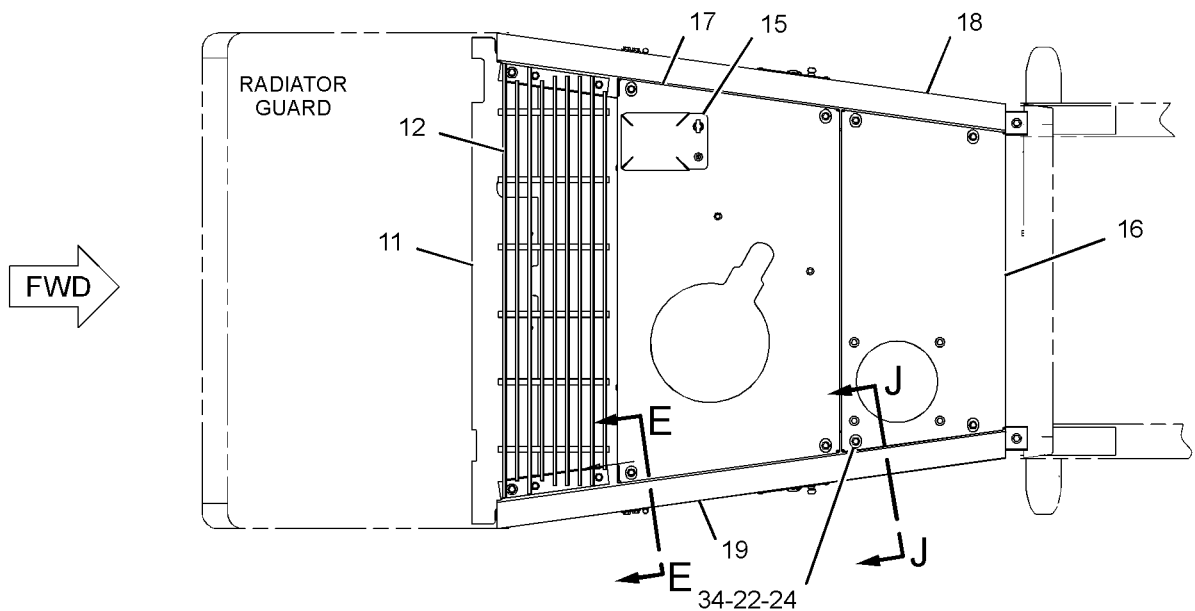
FRAME AND BODY

225-5235 HOOD & GUARD GP (contd.)

i02318870



RIGHT SIDE VIEW



TOP VIEW

REFER TO ALL ILLUSTRATION OF THIS GROUP FOR AUXILIARY VIEWS

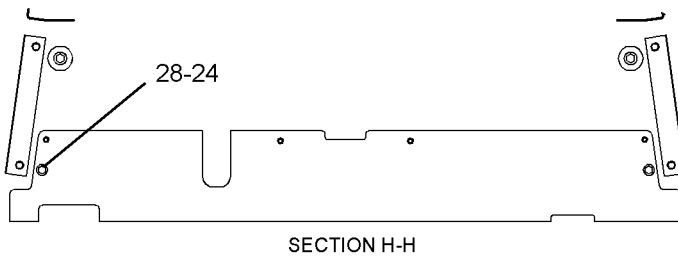
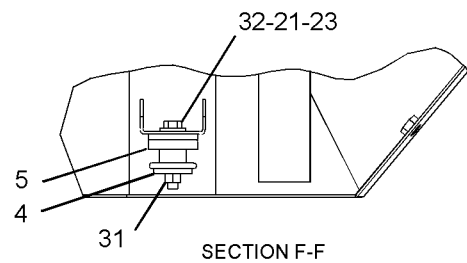
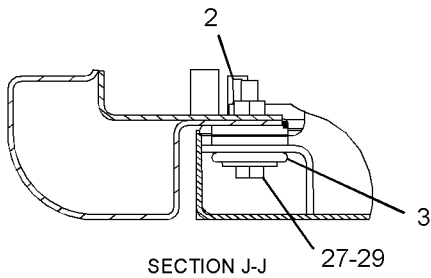
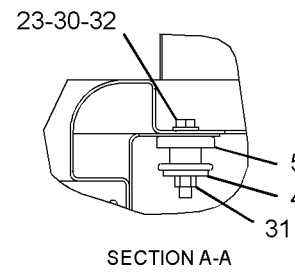
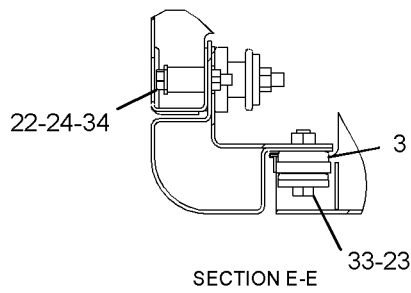
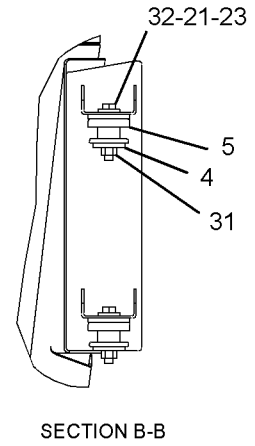
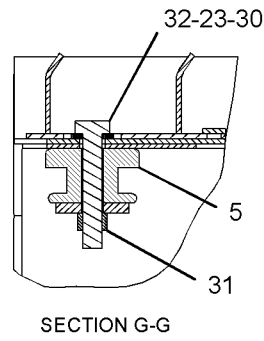
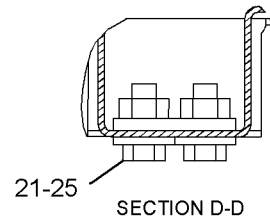
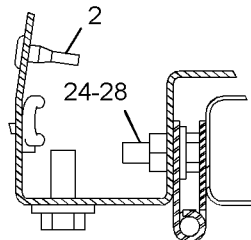
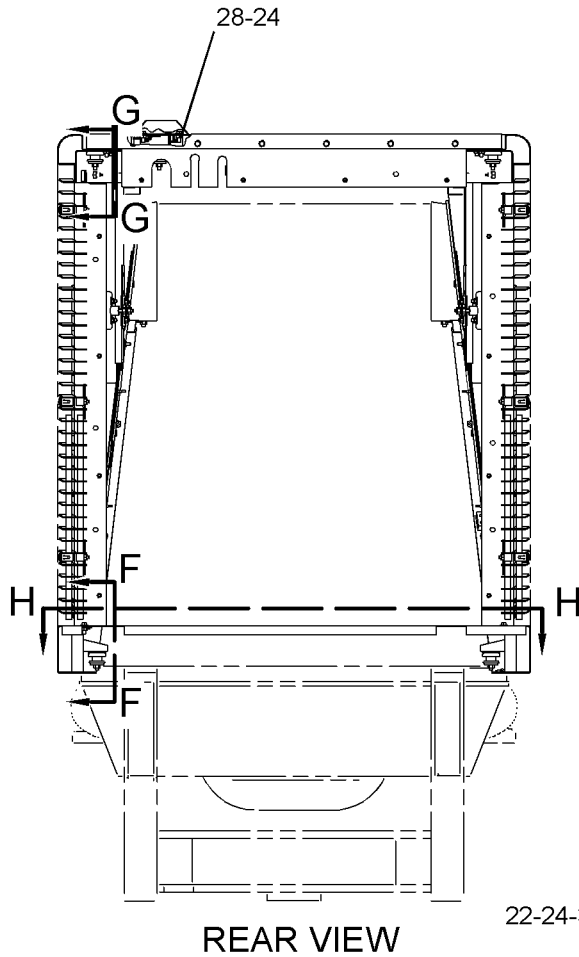
GRAPHIC #1

g01177090

FRAME AND BODY

225-5235 HOOD & GUARD GP (contd.)

i02318870



GRAPHIC #2

<END>

g01177091

FRAME AND BODY

225-5235 HOOD & GUARD GP

S/N: BXY1-1899

PART OF 225-5432 CHASSIS AR

SMCS-7251

i02369984

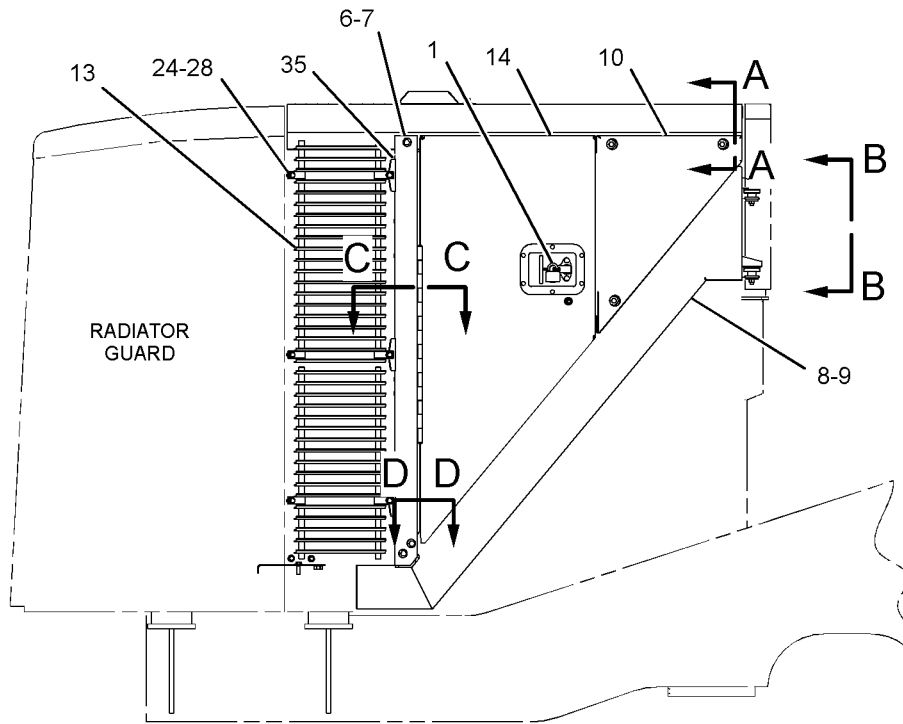
NOTE	REF NO	GRAPHIC REF	PART NUMBER	QTY	PART NAME						SEE PAGE
					1	2	3	4	5	6 (PRODUCT LEVEL)	
	1	1	246-2641	2	PADLOCK GP (EACH INCLUDES KEY)						
	2	2	5V-3854	16	BUMPER						
	3	2	6S-6251	8	MOUNT						
	4	2	7G-8839	6	SPACER (13.5X57X6-MM THK)						
	5	2	7T-8331	10	MOUNT AS						
	6	1	134-2778	1	POST AS-RH						
	7	1	134-2779	1	POST AS-LH						
C	8	1	274-1717	1	SUPPORT AS (RH)						
		1	7T-1099	2	LINK						
M		1	8T-3490	1	NUT-WELD (M10X1.5-THD)						
M		1	8T-3597	5	NUT-WELD (M12X1.75-THD)						
C	9	1	274-1716	1	SUPPORT AS (LH)						
M		1	8T-3490	1	NUT-WELD (M10X1.5-THD)						
M		1	8T-3597	5	NUT-WELD (M12X1.75-THD)						
		1	138-6108	3	SPACER (8.7X20X45-MM THK)						
Y	10	1	143-9361	1	PANEL GP-SIDE (HOOD SIDE, FRONT, RH)						1157
C	11	1	274-1718	1	PANEL AS-FLOOR						
M		1	8T-3490	4	NUT-WELD (M10X1.5-THD)						
	12	1	151-6008	1	GRILL AS-TOP						
C	13	1	273-1182	2	GRILL AS (EACH INCLUDES)						
		1	8R-7858	6	CLAMP						
Y	14	1	163-8033	1	DOOR GP-ACCESS (HOOD SIDE, REAR, RH)						909
Y	15	1	180-9272	1	DOOR GP-ACCESS (HOOD TOP)						911
	16	1	225-5237	1	PANEL AS-HOOD (FRONT)						
	17	1	253-8745	1	PANEL AS						
M		1	8T-3612	2	NUT-WELD (M8X1.25-THD)						
M		1	8T-3490	11	NUT-WELD (M10X1.5-THD)						
		1	138-6108	5	SPACER (8.7X20X45-MM THK)						
	18	1	225-5239	1	RAIL AS (LH)						
M		1	9R-2613	2	BOSS-WELD (M10X1.5X25-MM)						
M		1	8T-3490	8	NUT-WELD (M10X1.5-THD)						
M		1	8T-3597	1	NUT-WELD (M12X1.75-THD)						
	19	1	225-5240	1	RAIL AS (RH)						
M		1	9R-2613	2	BOSS-WELD (M10X1.5X25-MM)						
M		1	8T-3490	8	NUT-WELD (M10X1.5-THD)						
M		1	8T-3597	1	NUT-WELD (M12X1.75-THD)						
	21	2	5P-1076	10	WASHER-HARD (13.5X30X4-MM THK)						
	22	1,2	6B-6205	8	SPACER (0.438X0.875X1.281-IN THK)						
	23	2	7X-0590	12	WASHER-HARD (13.5X44.5X6-MM THK)						
	24	1,2	7X-7729	38	WASHER (11X25X3-MM THK)						
M	25	2	8T-4139	4	BOLT (M12X1.75X30-MM)						
M	27	2	8T-4185	6	BOLT (M10X1.5X50-MM)						
M	28	1,2	8T-4195	30	BOLT (M10X1.5X30-MM)						
	29	2	8T-4222	6	WASHER-PLATED (11X32X2.5-MM THK)						
	30	2	8T-4223	4	WASHER-HARD (13.5X25.5X3-MM THK)						
M	31	2	8T-4244	10	NUT (M12X1.75-THD)						
M	32	2	8T-4648	10	BOLT (M12X1.75X70-MM)						
M	33	2	8T-4910	2	BOLT (M12X1.75X60-MM)						
M	34	1,2	8T-6466	8	BOLT (M10X1.5X60-MM)						
C	35	1	8R-7858	4	CLAMP						

C-CHANGE FROM PREVIOUS TYPE
M-METRIC PART
Y-SEPARATE ILLUSTRATION

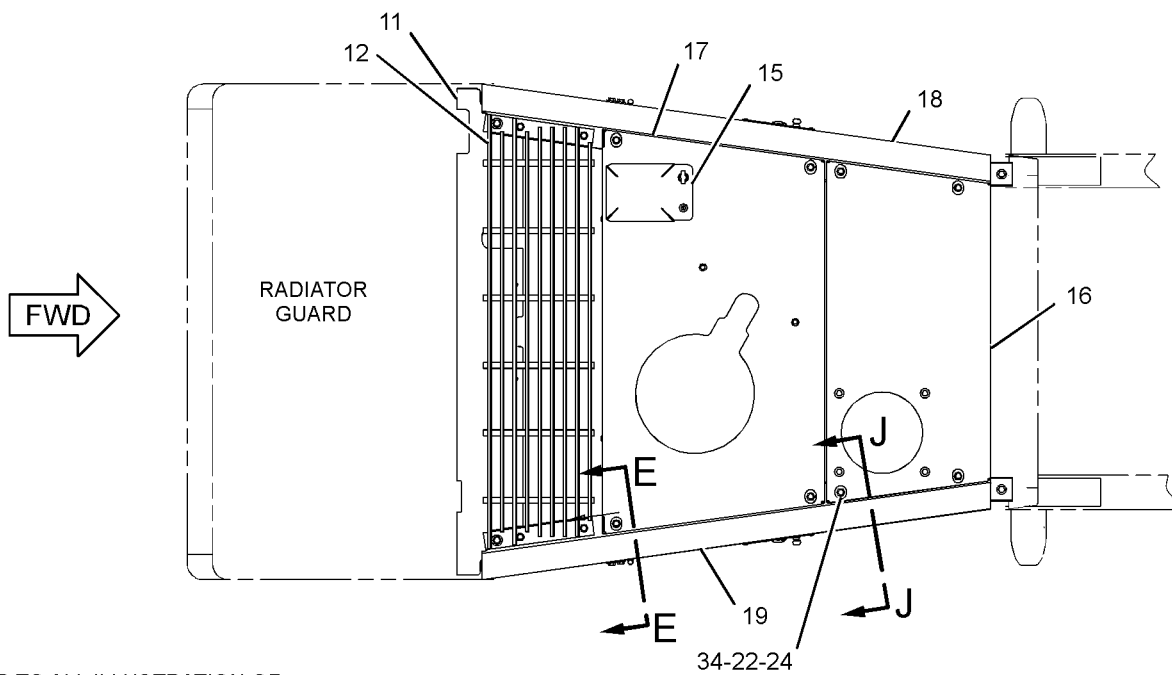
FRAME AND BODY

225-5235 HOOD & GUARD GP (contd.)

i02369984



RIGHT SIDE VIEW



TOP VIEW

REFER TO ALL ILLUSTRATION OF THIS GROUP FOR AUXILIARY VIEWS

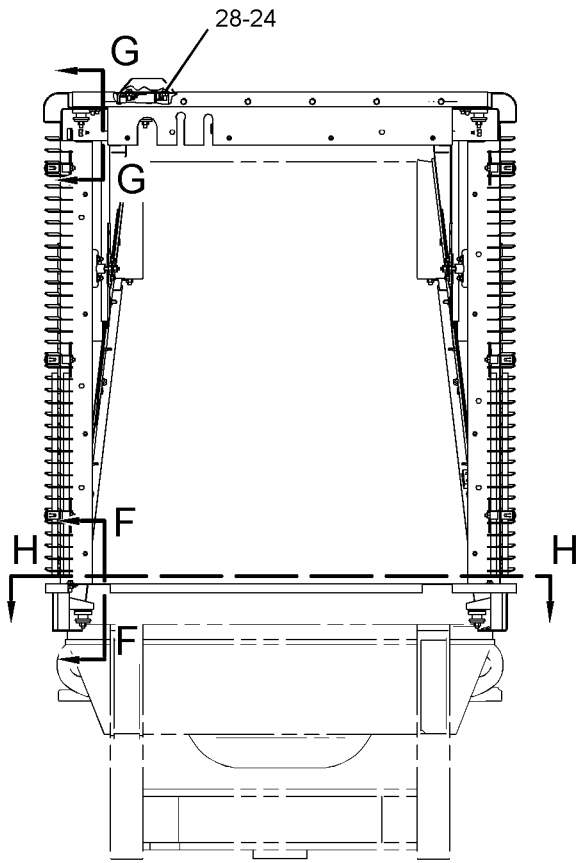
GRAPHIC #1

g01182637

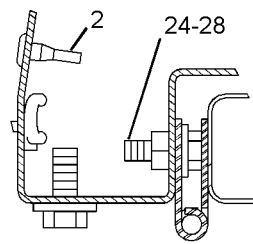
FRAME AND BODY

225-5235 HOOD & GUARD GP (contd.)

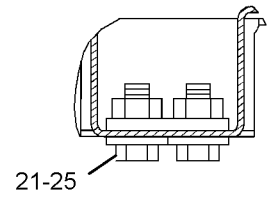
i02369984



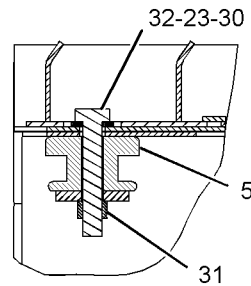
REAR VIEW



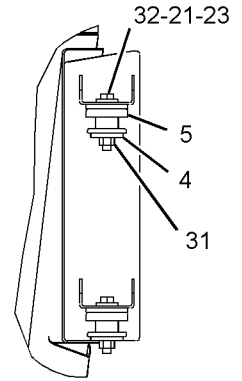
SECTION C-C



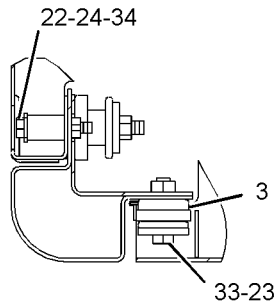
SECTION D-D



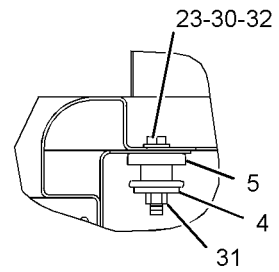
SECTION G-G



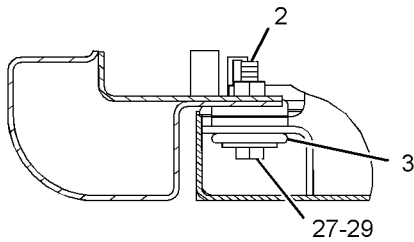
SECTION B-B



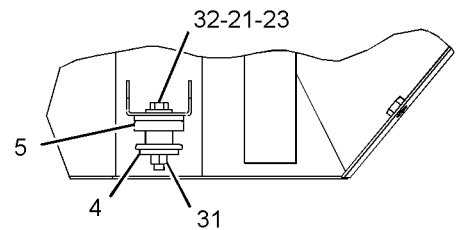
SECTION E-E



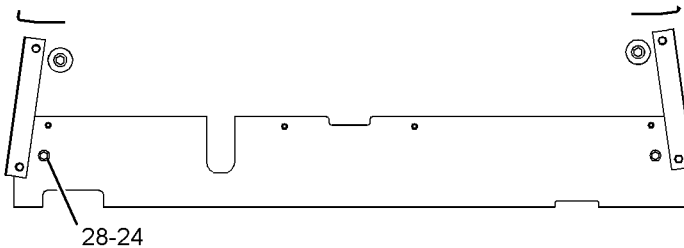
SECTION A-A



SECTION J-J



SECTION F-F



SECTION H-H

GRAPHIC #2

<END>

g01184592

FRAME AND BODY

225-5235 HOOD & GUARD GP

S/N: BXY1900-UP

PART OF 284-2735 CHASSIS AR

SMCS-7251

i03161821

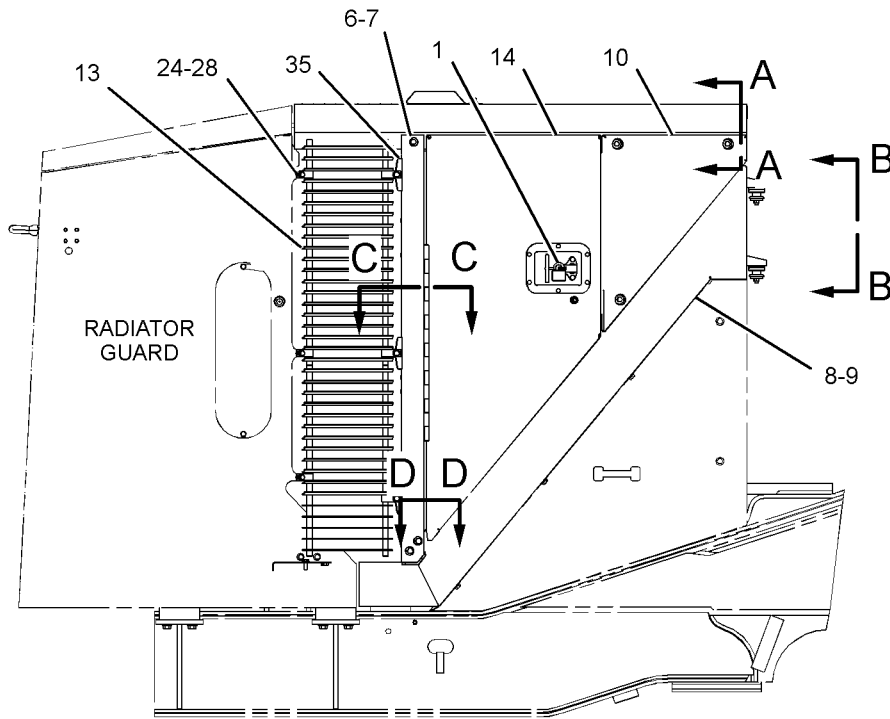
NOTE	REF NO	GRAPHIC REF	PART NUMBER	QTY	PART NAME						SEE PAGE
					1	2	3	4	5	6 (PRODUCT LEVEL)	
	1	1	246-2641	2	PADLOCK GP						
					(EACH INCLUDES)						
		1	5P-8500	1	KEY						
	2	2	5V-3854	16	BUMPER						
	3	2	6S-6251	8	MOUNT						
	4	2	7G-8839	8	SPACER (13.5X57X6-MM THK)						
	5	2	7T-8331	10	MOUNT AS						
	6	1	134-2778	1	POST AS-RH						
	7	1	134-2779	1	POST AS-LH						
	8	1	274-1717	1	SUPPORT AS (RH)						
	9	1	274-1716	1	SUPPORT AS (LH)						
Y	10	1	143-9361	1	PANEL GP-SIDE (HOOD SIDE, FRONT, RH)						1157
	11	1	274-1718	1	PANEL AS-FLOOR						
M		1	8T-3490	4	NUT-WELD (M10X1.5-THD)						
C	12	1	301-7980	1	GRILL AS-TOP						
C	13	1	301-7981	2	GRILL AS						
					(EACH INCLUDES)						
		1	8R-7858	4	CLAMP						
Y	14	1	163-8033	1	DOOR GP-ACCESS (HOOD SIDE, REAR, RH)						909
Y	15	1	180-9272	1	DOOR GP-ACCESS (HOOD TOP)						911
	16	1	225-5237	1	PANEL AS-HOOD (FRONT)						
	17	1	253-8745	1	PANEL AS						
M		1	8T-3612	2	NUT-WELD (M8X1.25-THD)						
M		1	8T-3490	11	NUT-WELD (M10X1.5-THD)						
		1	138-6108	5	SPACER (8.7X20X45-MM THK)						
	18	1	321-0929	1	RAIL AS (LH)						
M		1	9R-2613	2	BOSS-WELD (M10X1.5X25-MM)						
M		1	8T-3490	8	NUT-WELD (M10X1.5-THD)						
M		1	8T-3597	1	NUT-WELD (M12X1.75-THD)						
	19	1	321-0932	1	RAIL AS (RH)						
M		1	9R-2613	2	BOSS-WELD (M10X1.5X25-MM)						
M		1	8T-3490	8	NUT-WELD (M10X1.5-THD)						
M		1	8T-3597	1	NUT-WELD (M12X1.75-THD)						
	21	2	5P-1076	12	WASHER-HARD (13.5X30X4-MM THK)						
	22	1,2	6B-6205	8	SPACER (0.438X0.875X1.281-IN THK)						
	23	2	7X-0590	12	WASHER-HARD (13.5X44.5X6-MM THK)						
	24	1,2	7X-7729	38	WASHER (11X25X3-MM THK)						
M	25	2	8T-4139	4	BOLT (M12X1.75X30-MM)						
M	27	2	8T-4185	6	BOLT (M10X1.5X50-MM)						
M	28	1,2	8T-4195	30	BOLT (M10X1.5X30-MM)						
	29	2	8T-4222	6	WASHER-PLATED (11X32X2.5-MM THK)						
	30	2	8T-4223	2	WASHER-HARD (13.5X25.5X3-MM THK)						
M	31	2	8T-4244	10	NUT (M12X1.75-THD)						
M	32	2	8T-4648	6	BOLT (M12X1.75X70-MM)						
M	33	2	8T-4910	2	BOLT (M12X1.75X60-MM)						
M	34	1,2	8T-6466	8	BOLT (M10X1.5X60-MM)						
	35	1	8R-7858	4	CLAMP						
M	36	2	8T-6868	4	BOLT (M12X1.75X80-MM)						

C-CHANGE FROM PREVIOUS TYPE
M-METRIC PART
Y-SEPARATE ILLUSTRATION

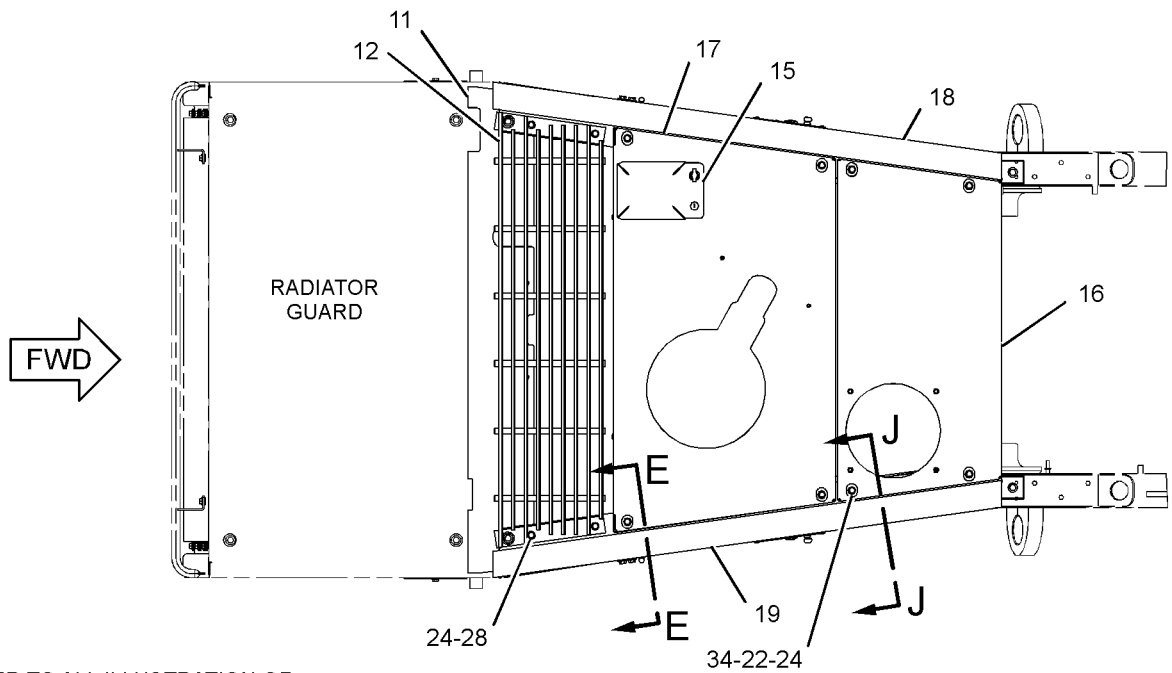
FRAME AND BODY

225-5235 HOOD & GUARD GP (contd.)

i03161821



RIGHT SIDE VIEW



TOP VIEW

REFER TO ALL ILLUSTRATION OF THIS GROUP FOR AUXILIARY VIEWS

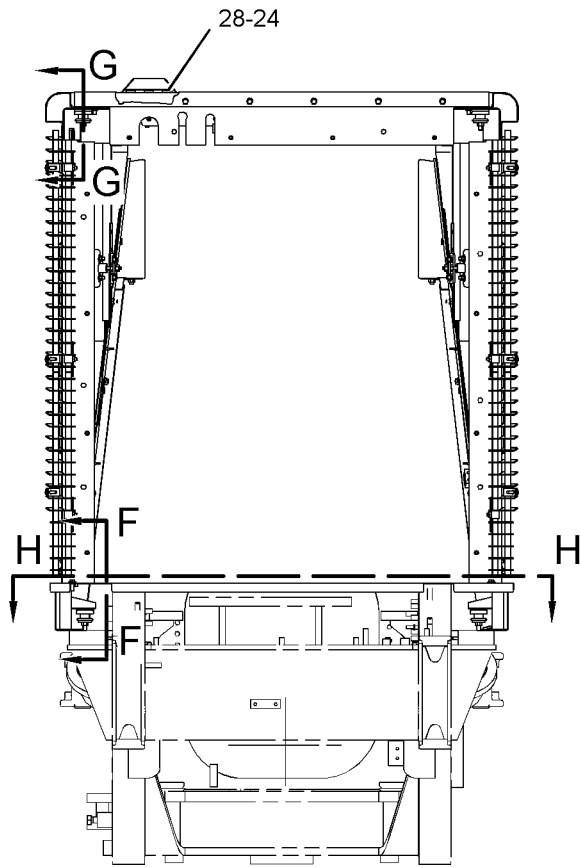
GRAPHIC #1

g01907676

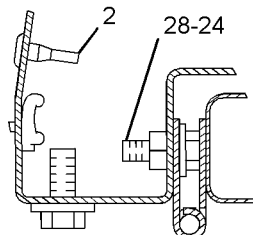
FRAME AND BODY

225-5235 HOOD & GUARD GP (contd.)

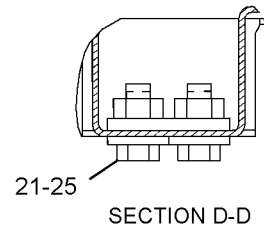
i03161821



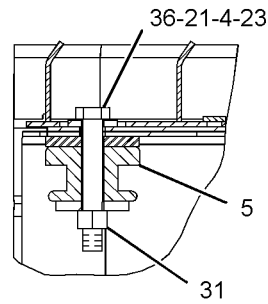
REAR VIEW



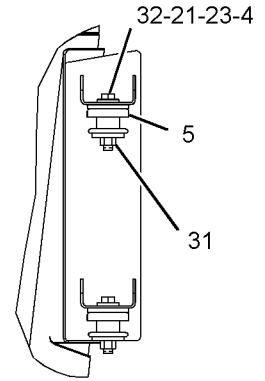
SECTION C-C



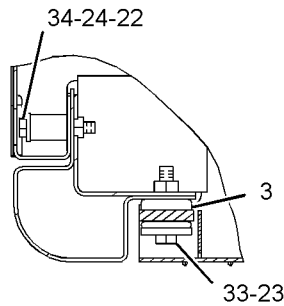
SECTION D-D



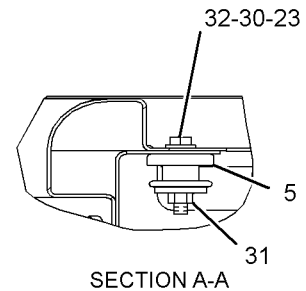
SECTION G-G



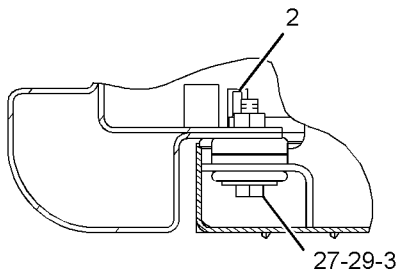
SECTION B-B



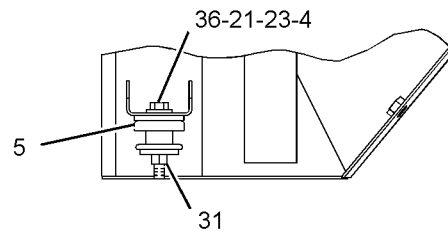
SECTION E-E



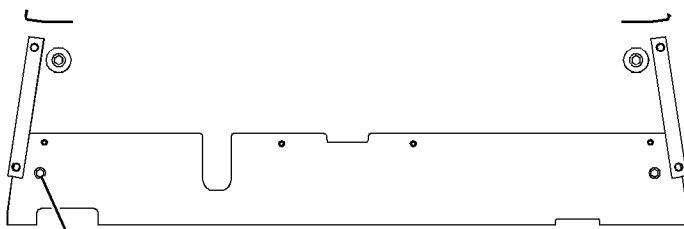
SECTION A-A



SECTION J-J



SECTION F-F



SECTION H-H

GRAPHIC #2

<END>

g01907677

FRAME AND BODY

304-8946 INSULATION GP-HEAT

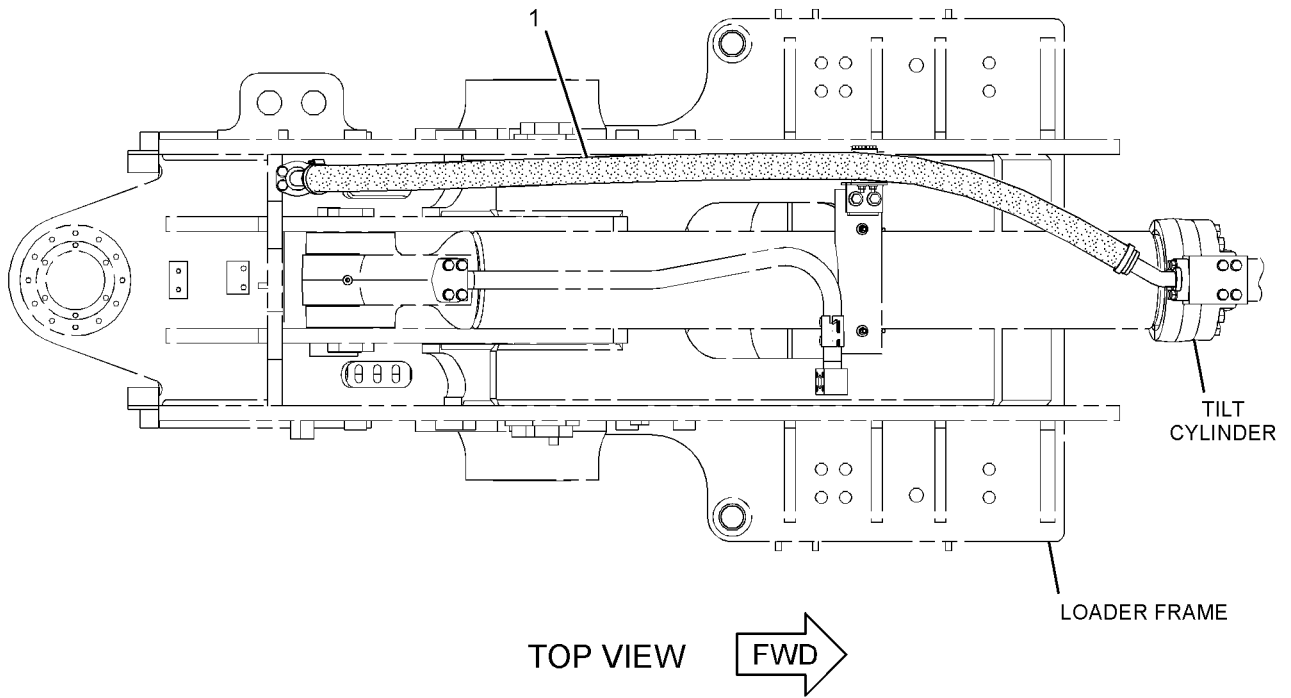
S/N: BXY1900-UP

PART OF 227-3317 CONVERSION GP-HYDRAULIC LINES
AN ATTACHMENT

SMCS-7051, 7150, 7251

i03147525

NOTE	REF NO	GRAPHIC REF	PART NUMBER	QTY	PART NAME						SEE PAGE
					1	2	3	4	5	6 (PRODUCT LEVEL)	
	1	1	315-4945	1	HOSE AS						



GRAPHIC #1

<END>

g01715773

FRAME AND BODY

329-8109 INSULATION GP-HEAT

S/N: BXY2733-UP

PART OF 2Q-8749, 2Q-8752, 2Q-8753 STEEL MILL AR
AN ATTACHMENT

SMCS-7051, 7150, 7251

i03357445

NOTE	PART NUMBER	QTY	PART NAME						SEE PAGE
			1	2	3	4	5	6 (PRODUCT LEVEL)	
Y	329-8110	1	INSULATION GP-HEAT						978
Y	189-7253	1	LINES GP-AXLE OIL COOLER						738
Y	189-7250	1	LINES GP-HYDRAULIC						1462
Y	189-7257	1	LINES GP-LIFT CYLINDER						1504
Y	189-7255	1	LINES GP-POWER TRAIN OIL						776
Y	189-7252	1	LINES GP-SERVICE BRAKE						1318
Y	222-3756	1	LINES GP-SERVICE BRAKE						1318
Y	310-3495	1	LINES GP-STEERING						1358
Y	219-5023	1	LINES GP-STEERING NEUTRALIZER						1369
	326-0636	1	LINES GP-TILT CYLINDER						
	326-0633	1	HOSE AS						
	326-0634	1	HOSE AS						
	326-0635	1	LINES GP-PILOT						
	149-7738	2	CLIP						
I	326-1831	1	HOSE AS						
I	326-1832	1	HOSE AS						

I-REFER TO HYDRAULIC INFORMATION SYSTEM
Y-SEPARATE ILLUSTRATION

<END>

329-8110 INSULATION GP-HEAT

S/N: BXY2733-UP

PART OF 329-8109 INSULATION GP-HEAT
AN ATTACHMENT

SMCS-7051, 7150, 7251

i03408020

NOTE	PART NUMBER	QTY	PART NAME						SEE PAGE
			1	2	3	4	5	6 (PRODUCT LEVEL)	
I	189-7165	1	HOSE AS						
I	189-7167	1	HOSE AS						
I	189-7168	1	HOSE AS						
	189-7169	1	HOSE AS						
I	299-9482	1	HOSE AS						
I	326-0632	1	HOSE AS						

I-REFER TO HYDRAULIC INFORMATION SYSTEM

<END>

FRAME AND BODY

2Q-8043 LADDER & FENDER AR

S/N: BXY1-UP

CANNOT BE USED WITH 164-6084 LADDER & FENDER AR, 164-6085
LADDER & FENDER AR, 170-7340 LADDER & FENDER AR
AN ATTACHMENT

SMCS-7252, 7254

i02394421

NOTE	PART NUMBER	QTY	PART NAME						SEE PAGE
			1	2	3	4	5	6 (PRODUCT LEVEL)	
Y	114-5125	1	FENDER GP-FRONT						914
Y	170-7314	1	LADDER GP (ALTERNATE EXIT)						993
Y	227-3269	1	LADDER GP (RH)						994

Y-SEPARATE ILLUSTRATION

<END>

164-6084 LADDER & FENDER AR

S/N: BXY1-2809

CANNOT BE USED WITH 164-6085 LADDER & FENDER AR, 142-5800 FENDER GP-REAR
AN ATTACHMENT

SMCS-7252, 7254

i01048740

NOTE	PART NUMBER	QTY	PART NAME						SEE PAGE
			1	2	3	4	5	6 (PRODUCT LEVEL)	
Y	114-5125	1	FENDER GP-FRONT						914
Y	153-7044	1	LADDER GP (RH)						989
Y	170-7314	1	LADDER GP (ALTERNATE EXIT)						993

Y-SEPARATE ILLUSTRATION

<END>

164-6085 LADDER & FENDER AR-RH STAIRS

S/N: BXY1-2809

CANNOT BE USED WITH 142-5800 FENDER GP, 164-6084 LADDER & FENDER AR
AN ATTACHMENT

SMCS-7252, 7254

i01001785

NOTE	PART NUMBER	QTY	PART NAME						SEE PAGE
			1	2	3	4	5	6 (PRODUCT LEVEL)	
Y	114-5125	1	FENDER GP-FRONT						914
Y	142-5799	1	LADDER GP (RH)						987

Y-SEPARATE ILLUSTRATION

<END>

170-7340 LADDER & FENDER AR

S/N: BXY1-UP

CANNOT BE USED WITH 164-6085 LADDER & FENDER AR, 164-6084 LADDER & FENDER AR
AN ATTACHMENT

SMCS-7252, 7254

i01381639

NOTE	PART NUMBER	QTY	PART NAME						SEE PAGE
			1	2	3	4	5	6 (PRODUCT LEVEL)	
Y	170-7339	1	FENDER GP-FRONT						915
Y	142-5800	1	FENDER GP-REAR						917

Y-SEPARATE ILLUSTRATION

<END>

FRAME AND BODY

114-5133 LADDER GP-LH

S/N: BXY1-2809

PART OF 225-5432, 284-2735 CHASSIS AR

SMCS-7254

i03146782

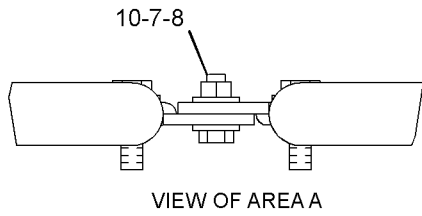
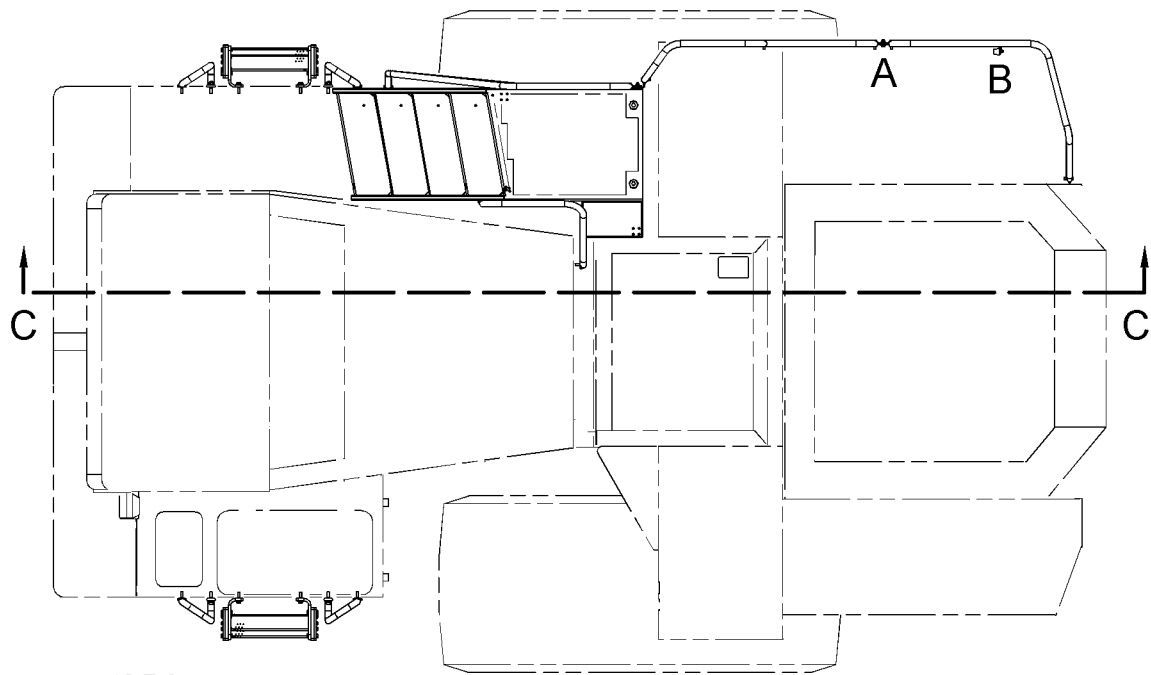
NOTE	REF NO	GRAPHIC REF	PART NUMBER	QTY	PART NAME						SEE PAGE
					1	2	3	4	5	6 (PRODUCT LEVEL)	
	1	1	7X-2393	1	BUMPER-CONICAL						
	2	1	136-9718	1	HANDRAIL AS						
	3	1	136-9719	1	HANDRAIL AS						
CY	4	1	<i>170-7313</i>	1	LADDER GP						991
M	5	1	131-3540	1	LOCKNUT (M8X1.25-THD)						
	6	1	5P-1076	12	WASHER-HARD (13.5X30X4-MM THK)						
	7	1	7X-7729	2	WASHER (11X25X3-MM THK)						
M	8	1	8T-4133	1	NUT (M10X1.5-THD)						
M	9	1	8T-4183	12	BOLT (M12X1.75X40-MM)						
M	10	1	8T-4195	1	BOLT (M10X1.5X30-MM)						
	11	1	8T-4224	1	WASHER-HARD (8.8X16X2-MM THK)						

C-CHANGE FROM PREVIOUS TYPE
M-METRIC PART
Y-SEPARATE ILLUSTRATION

FRAME AND BODY

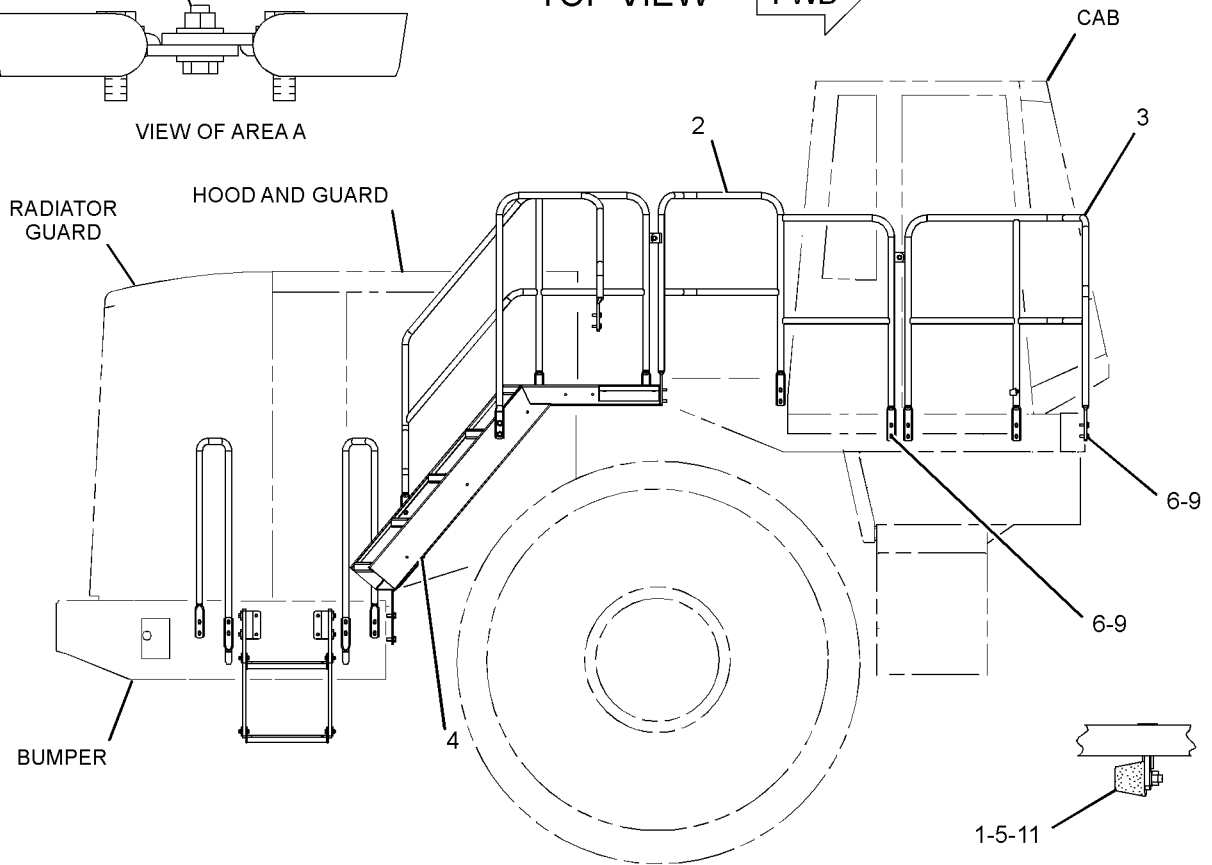
114-5133 LADDER GP (contd.)

i03146782



TOP VIEW

FWD



VIEW C-C

<END>

GRAPHIC #1

g01619367

FRAME AND BODY

114-5133 LADDER GP-LH

S/N: BXY2810-UP

PART OF 284-2735 CHASSIS AR

SMCS-7254

i03621922

NOTE	REF NO	GRAPHIC REF	PART NUMBER	QTY	PART NAME						SEE PAGE
					1	2	3	4	5	6 (PRODUCT LEVEL)	
C	1	2	4E-1384	1	BUMPER-CONICAL						
C	2	1	4E-6578	1	STEP AS						
C	3	2	4E-8852	2	HANDLE (LH)						
C	4	2	4E-8892	2	HANDLE (RH)						
C	5	1	4V-9803	4	PLATE						
C	6	1	6F-8499	1	SPRING						
C	7	2	7T-8331	4	MOUNT AS						
	8	2	7X-2393	1	BUMPER-CONICAL						
C	9	1	9C-2235	2	SUPPORT-STEP (RUBBER)						
C	10	1	127-0366	2	SPACER (11X32X24-MM THK)						
CY	11	2	134-2554	2	STEP GP						1164
C	12	2	134-4821	1	STAIR AS						
M		1	8T-3597	10	NUT-WELD (M12X1.75-THD)						
C	13	2	136-9466	2	SHEET						
C	14	3	136-9723	1	HANDRAIL AS						
C	15	2	142-5801	1	STAIR AS						
C	16	3	142-5802	1	HANDRAIL AS						
C	17	2	146-8350	1	BRACKET AS						
C	18	1	248-0102	2	U-BOLT						
C	19	1	325-7221	1	BRACKET						
C	20	1	323-3750	1	BRACKET						
C	21	1	323-3752	2	BRACKET						
C	22	1	323-3753	2	BRACKET						
C	23	1	325-7222	1	ROD						
C	24	1	325-7233	2	BRACKET AS						
C	25	3	333-9673	1	HANDRAIL AS						
C	26	3	333-9674	1	HANDRAIL AS						
C	27	3	333-9675	1	HANDRAIL AS						
C	28	2	333-9676	1	HANDRAIL AS						
M		2	8T-3597	6	NUT-WELD (M12X1.75-THD)						
		2	9C-7929	2	BLOCK						
C	29	3	333-9677	1	HANDRAIL AS						
C	30	3	333-9678	1	HANDRAIL AS						
C	31	3	333-9679	1	GATE AS						
C	32	1	333-9680	1	LADDER AS						
C	33	3	333-9683	1	PLATE-GUARD						
C	34	3	333-9684	2	PLATE-GUARD						
C	35	3	333-9685	1	PLATE-GUARD						
C	36	3	333-9686	1	PLATE AS-GUARD						
M		3	8T-3490	1	NUT-WELD (M10X1.5-THD)						
C	37	3	333-9687	1	PLATE-GUARD						
C	38	3	333-9688	1	PLATE-GUARD						
C	39	3	336-9440	1	PLATE-GUARD						
C	40	2	336-9442	1	BRACKET						
CM	41	1	096-4883	2	LOCKNUT (M10X1.5-THD)						
C	42	1	0T-0883	1	WASHER (0.531X1X0.065-IN THK)						
C	43	1	161-3357	2	SPACER (12X20X10-MM THK)						
C	44	1	3B-4615	1	PIN-COTTER						
CM	45	1,2	5C-7261	6	NUT (M8X1.25-THD)						
C	46	2,3	5P-1076	75	WASHER-HARD (13.5X30X4-MM THK)						
C	47	1	5P-2228	2	BOLT (1/2-13X1-IN)						
C	48	2	5P-4116	3	WASHER-HARD (8.8X20.5X2-MM THK)						
C	49	2	5P-7468	1	CLIP (SLOT)						
C	50	2	5P-7469	1	CLIP (TAB)						
C	51	2	6V-1874	1	GROMMET						
CM	52	1	6V-7687	8	LOCKNUT (M12X1.75-THD)						

FRAME AND BODY

114-5133 LADDER GP (contd.)

i03621922

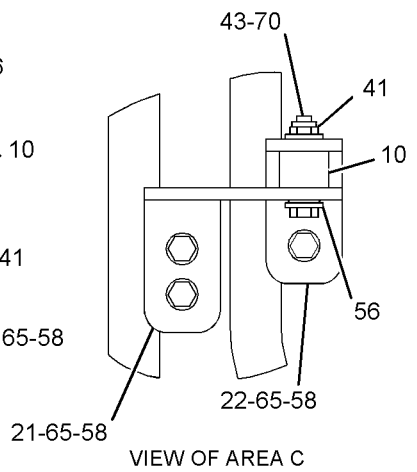
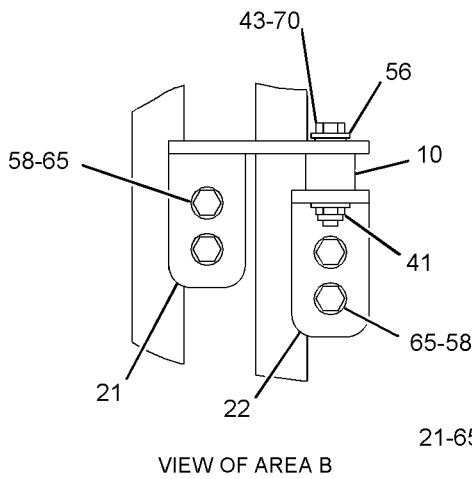
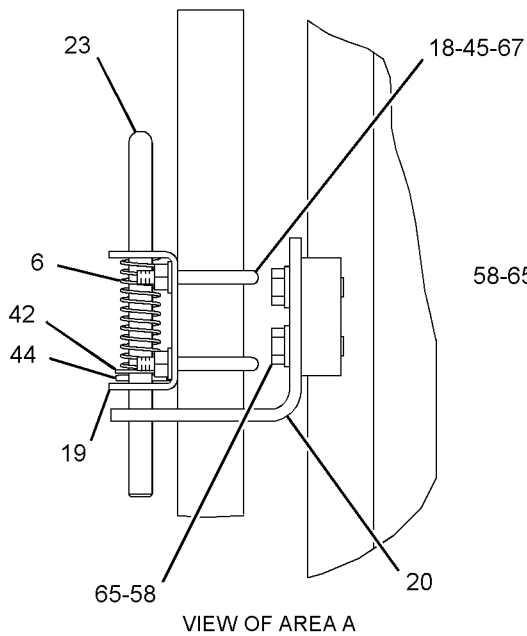
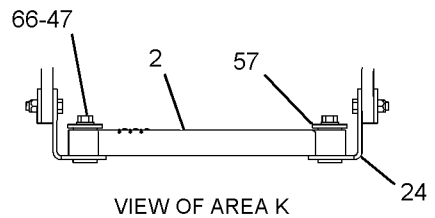
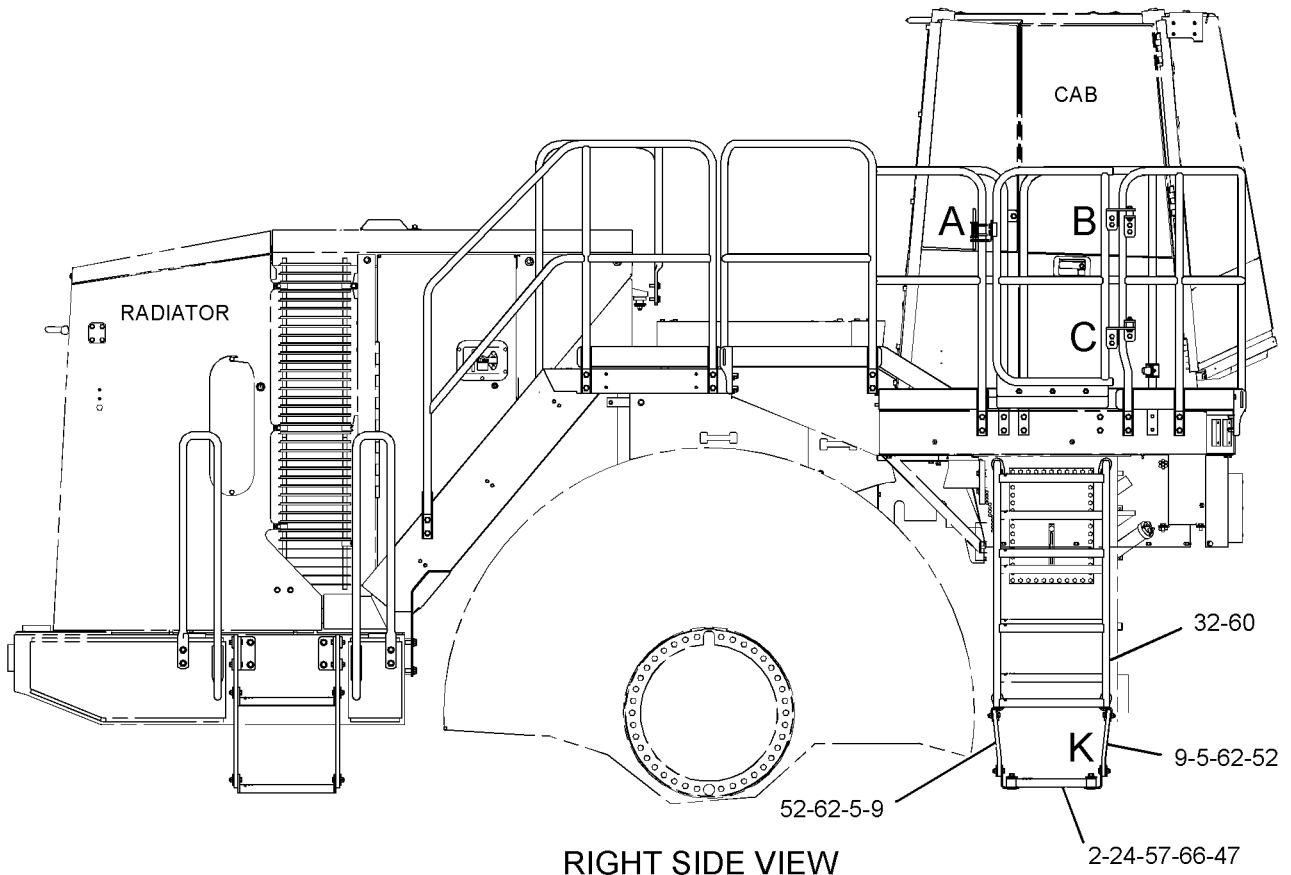
NOTE	REF NO	GRAPHIC REF	PART NUMBER	QTY	PART NAME						SEE PAGE
					1	2	3	4	5	6 (PRODUCT LEVEL)	
C	53	2	7X-0515	8	WASHER-HARD (17X35X5-MM THK)						
C	54	2	7X-0590	4	WASHER-HARD (13.5X44.5X6-MM THK)						
CM	55	2	7X-2553	8	BOLT (M16X2X40-MM)						
C	56	1,2	7X-7729	6	WASHER (11X25X3-MM THK)						
C	57	1	8F-6437	2	WASHER (13.5X50.8X4.76-MM THK)						
C	58	1	8T-4121	10	WASHER-HARD (11X21X2.5-MM THK)						
M	59	2	8T-4133	1	NUT (M10X1.5-THD)						
CM	60	1,2,3	8T-4139	55	BOLT (M12X1.75X30-MM)						
CM	61	3	8T-4183	8	BOLT (M12X1.75X40-MM)						
CM	62	1	8T-4184	8	BOLT (M12X1.75X45-MM)						
CM	63	3	8T-4192	36	BOLT (M12X1.75X25-MM)						
CM	64	2	8T-4194	24	BOLT (M12X1.75X50-MM)						
CM	65	1,2	8T-4195	11	BOLT (M10X1.5X30-MM)						
C	66	1,2,3	8T-4223	44	WASHER-HARD (13.5X25.5X3-MM THK)						
C	67	1	8T-4224	4	WASHER-HARD (8.8X16X2-MM THK)						
CM	68	2	8T-4244	2	NUT (M12X1.75-THD)						
CM	69	2	8T-4910	4	BOLT (M12X1.75X60-MM)						
CM	70	1	8T-6466	2	BOLT (M10X1.5X60-MM)						

C-CHANGE FROM PREVIOUS TYPE
M-METRIC PART
Y-SEPARATE ILLUSTRATION

FRAME AND BODY

114-5133 LADDER GP (contd.)

i03621922



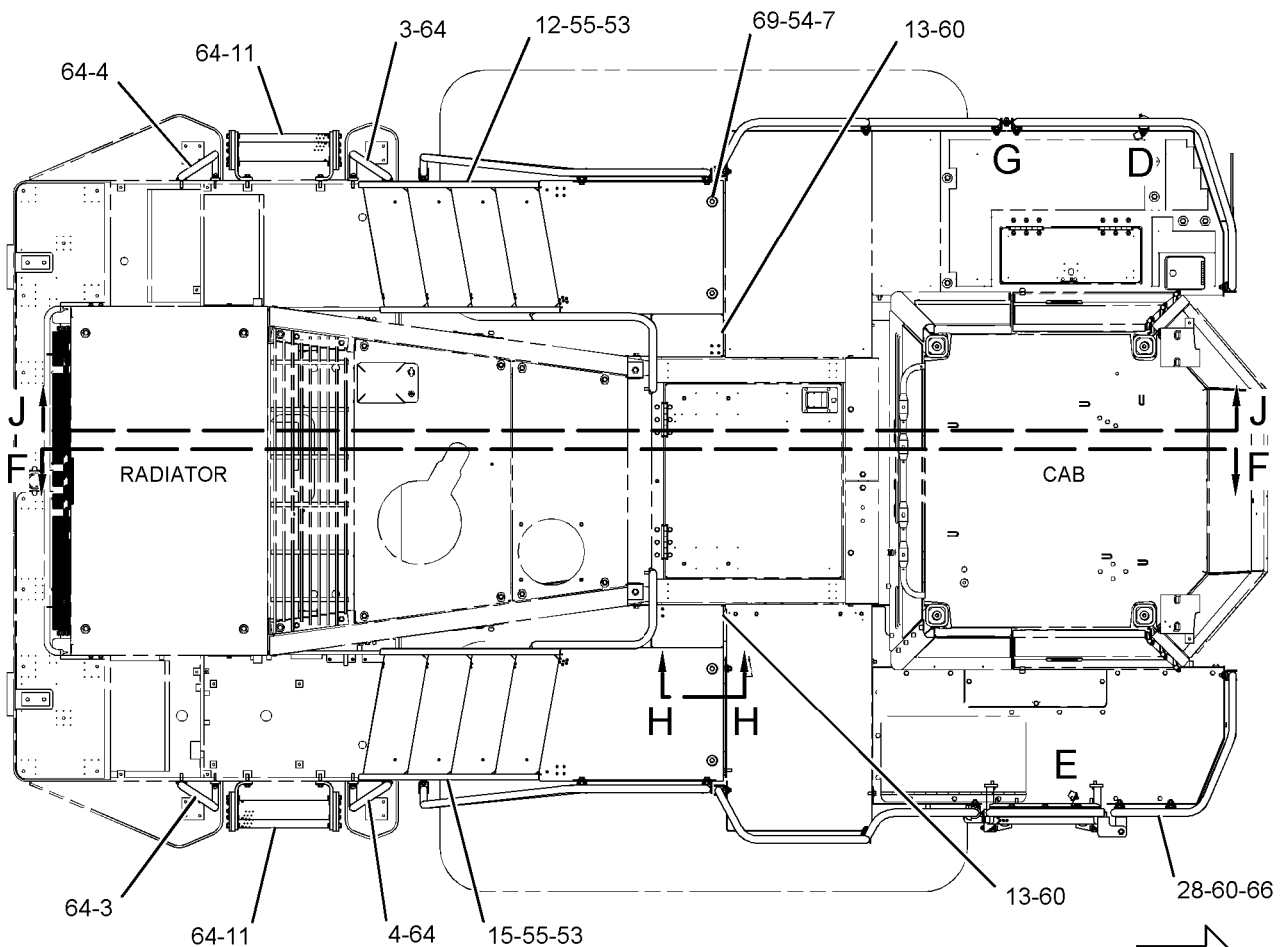
GRAPHIC #1

g01861038

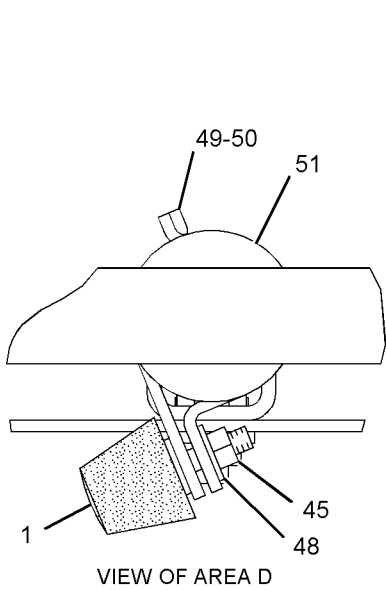
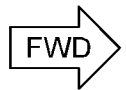
FRAME AND BODY

114-5133 LADDER GP (contd.)

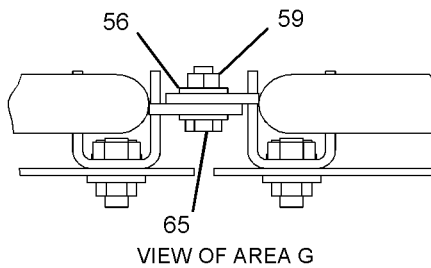
i03621922



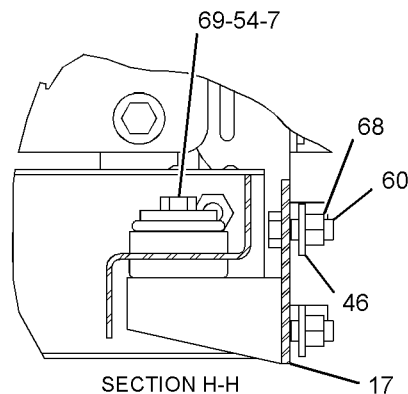
TOP VIEW



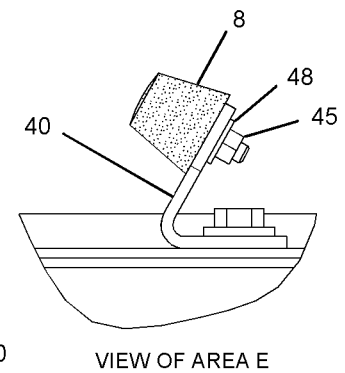
VIEW OF AREA D



VIEW OF AREA G



SECTION H-H



VIEW OF AREA E

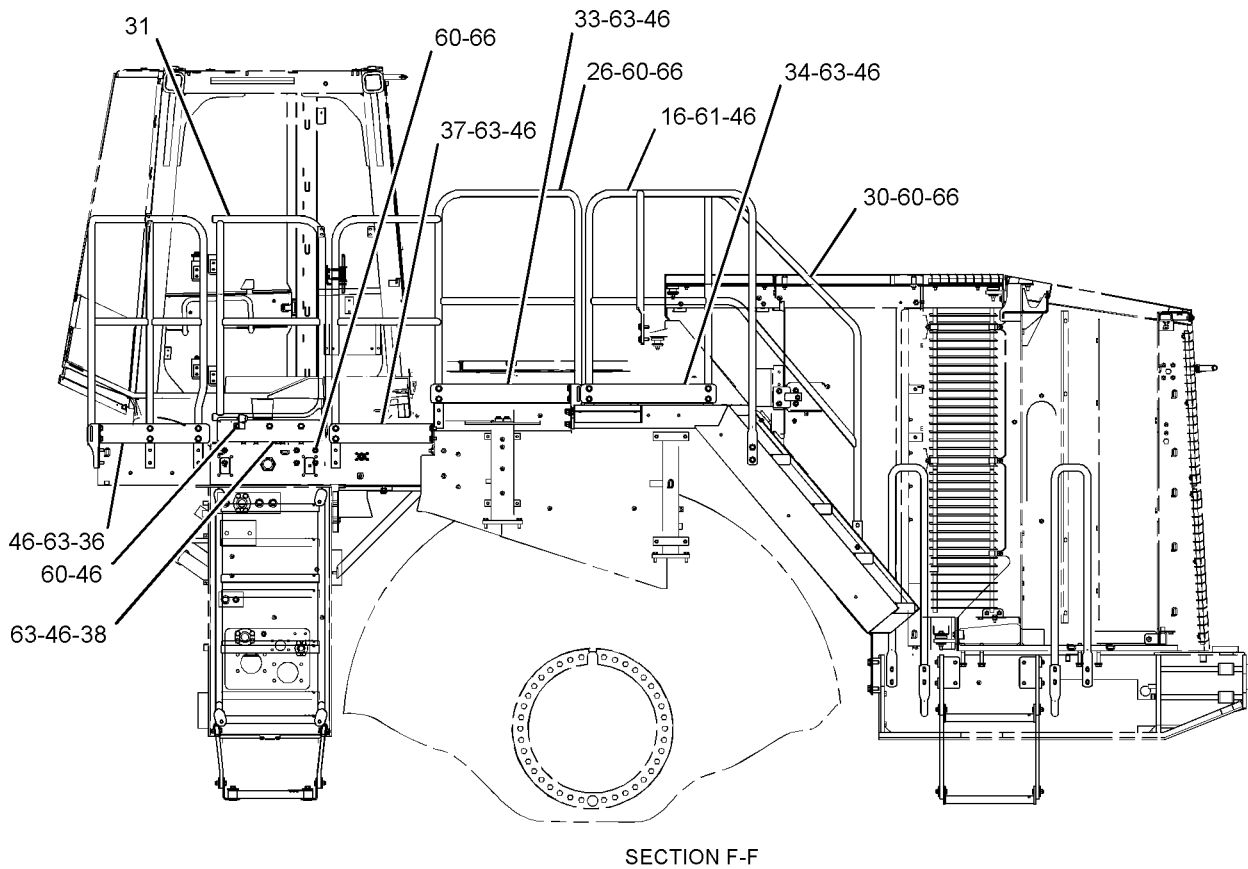
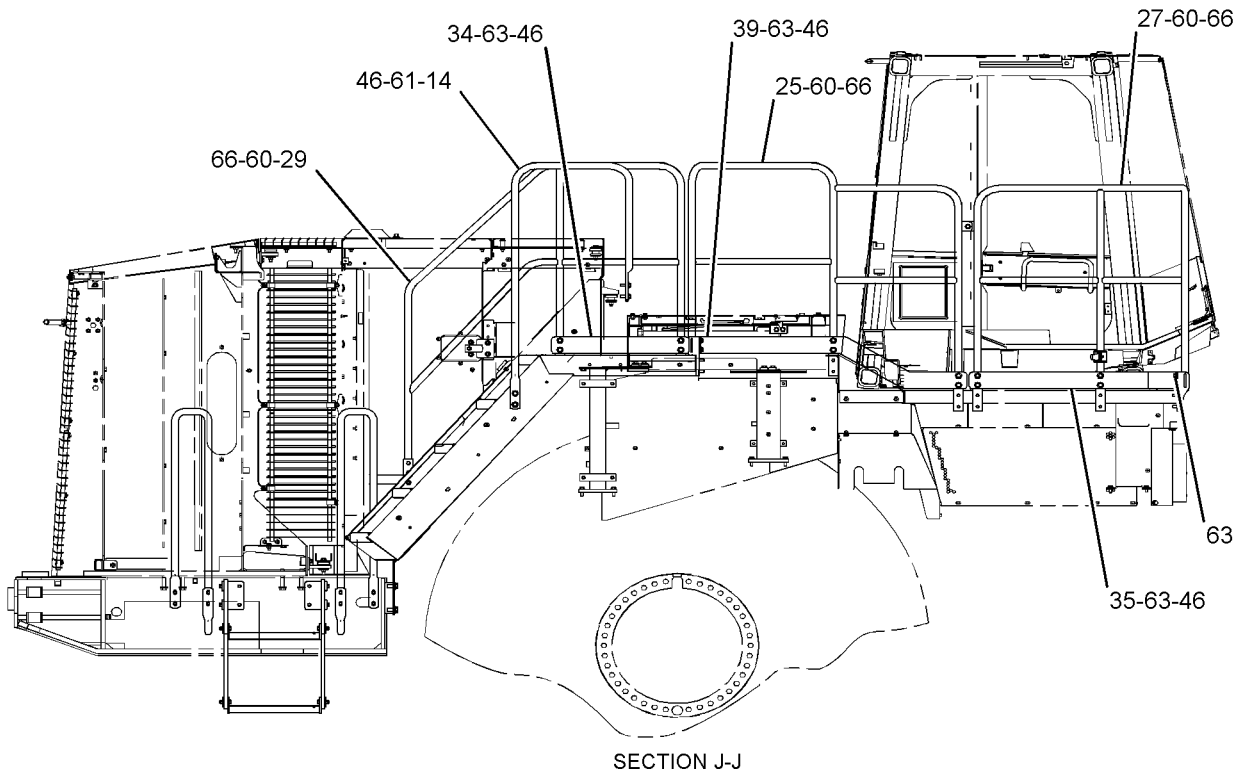
GRAPHIC #2

g01861259

FRAME AND BODY

114-5133 LADDER GP (contd.)

i03621922



GRAPHIC #3

<END>

g01861260

FRAME AND BODY

142-5799 LADDER GP-RH

S/N: BXY1-UP

PART OF 142-5800 FENDER GP-REAR, 164-6085 LADDER & FENDER AR
CANNOT BE USED WITH 142-5800-PAGE 917
AN ATTACHMENT

SMCS-7254

i01493397

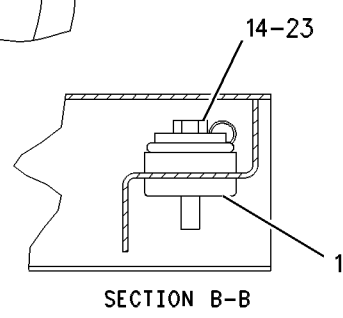
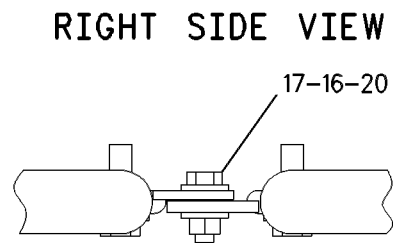
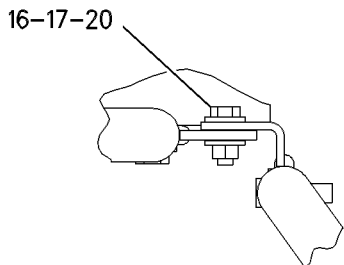
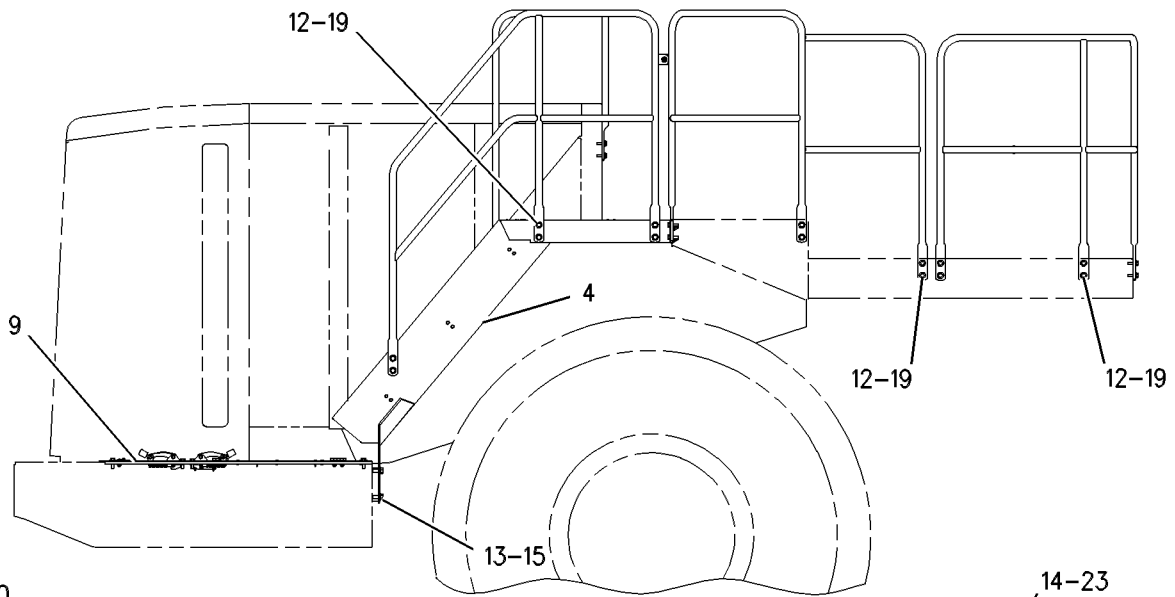
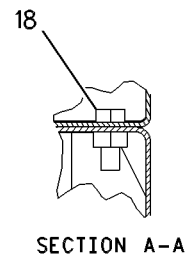
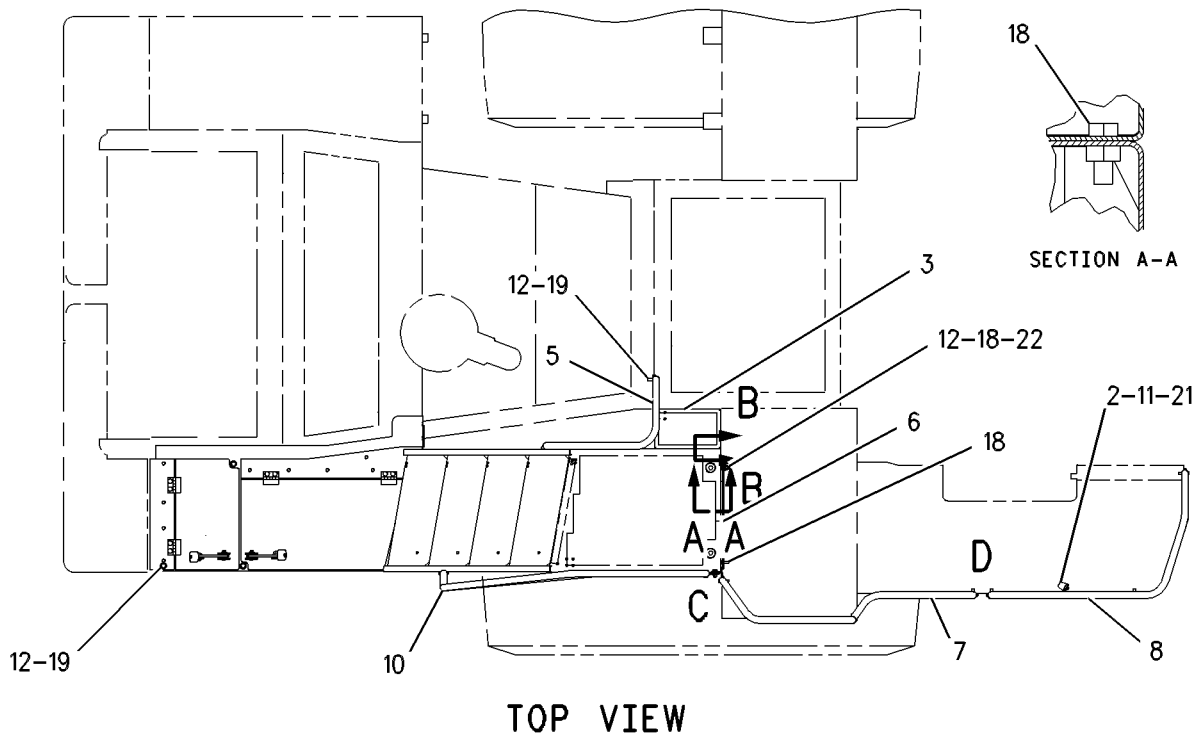
NOTE	REF NO	GRAPHIC REF	PART NUMBER	QTY	PART NAME						SEE PAGE
					1	2	3	4	5	6 (PRODUCT LEVEL)	
	1	1	7T-8331	2	MOUNT AS						
	2	1	7X-2393	1	BUMPER-CONICAL						
	3	1	136-9466	1	SHEET						
	4	1	142-5801	1	STAIR AS						
M		1	8T-3597	10	NUT-WELD (M12X1.75-THD)						
	5	1	142-5802	1	HANDRAIL AS						
	6	1	146-8350	1	BRACKET AS						
M		1	8T-3597	2	NUT-WELD (M12X1.75-THD)						
	7	1	151-2766	1	HANDRAIL AS						
	8	1	151-2767	1	HANDRAIL AS						
Y	9	1	192-8852	1	COVER GP-BUMPER (BATTERY COMPARTMENT ACCESS, RH)						904
	10	1	155-2079	1	HANDRAIL AS						
M	11	1	5C-7261	1	NUT (M8X1.25-THD)						
	12	1	5P-1076	29	WASHER-HARD (13.5X30X4-MM THK)						
	13	1	7X-0515	4	WASHER-HARD (17X35X5-MM THK)						
	14	1	7X-0590	2	WASHER-HARD (13.5X44.5X6-MM THK)						
M	15	1	7X-2553	4	BOLT (M16X2X40-MM)						
	16	1	7X-7729	4	WASHER (11X25X3-MM THK)						
M	17	1	8T-4133	2	NUT (M10X1.5-THD)						
M	18	1	8T-4139	6	BOLT (M12X1.75X30-MM)						
M	19	1	8T-4183	27	BOLT (M12X1.75X40-MM)						
M	20	1	8T-4195	2	BOLT (M10X1.5X30-MM)						
	21	1	8T-4224	1	WASHER-HARD (8.8X16X2-MM THK)						
M	22	1	8T-4244	2	NUT (M12X1.75-THD)						
M	23	1	8T-4910	2	BOLT (M12X1.75X60-MM)						

M-METRIC PART
Y-SEPARATE ILLUSTRATION

FRAME AND BODY

142-5799 LADDER GP (contd.)

i01493397



GRAPHIC #1

<END>

g00545371

FRAME AND BODY

153-7044 LADDER GP

S/N: BXY1-UP

PART OF 164-6084 LADDER & FENDER AR
AN ATTACHMENT

SMCS-7254

i02387750

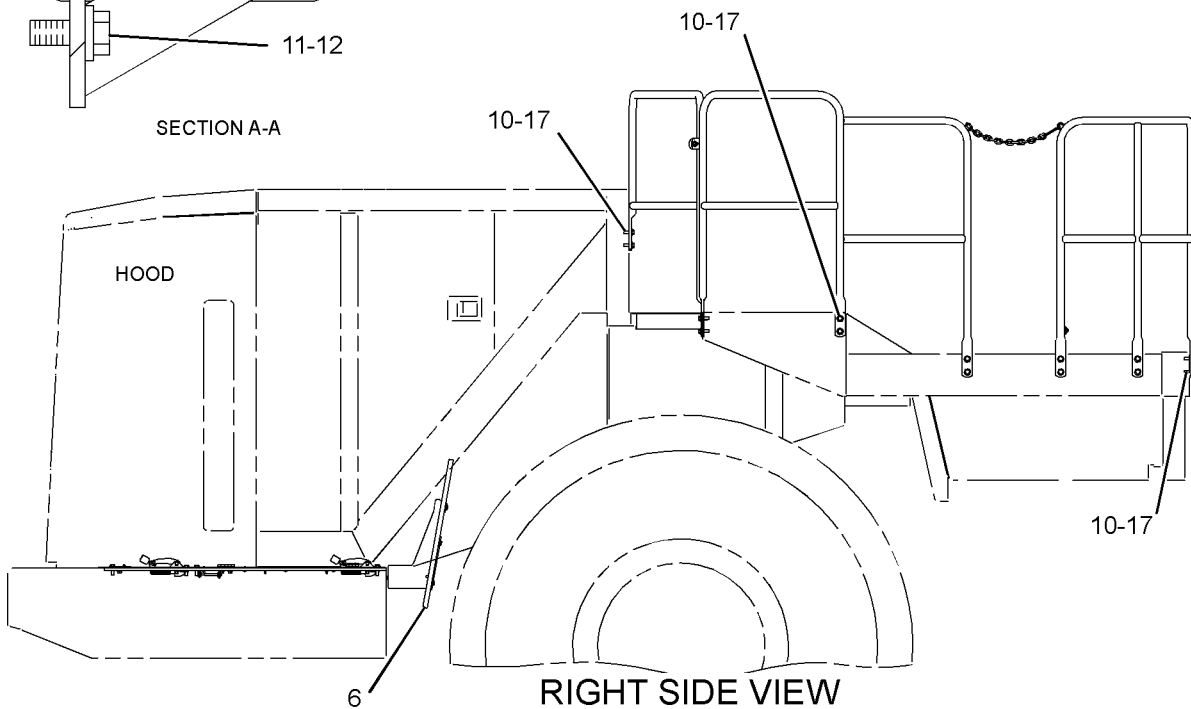
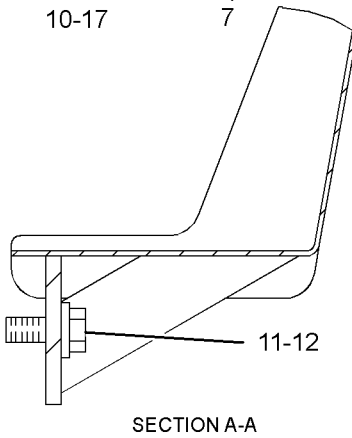
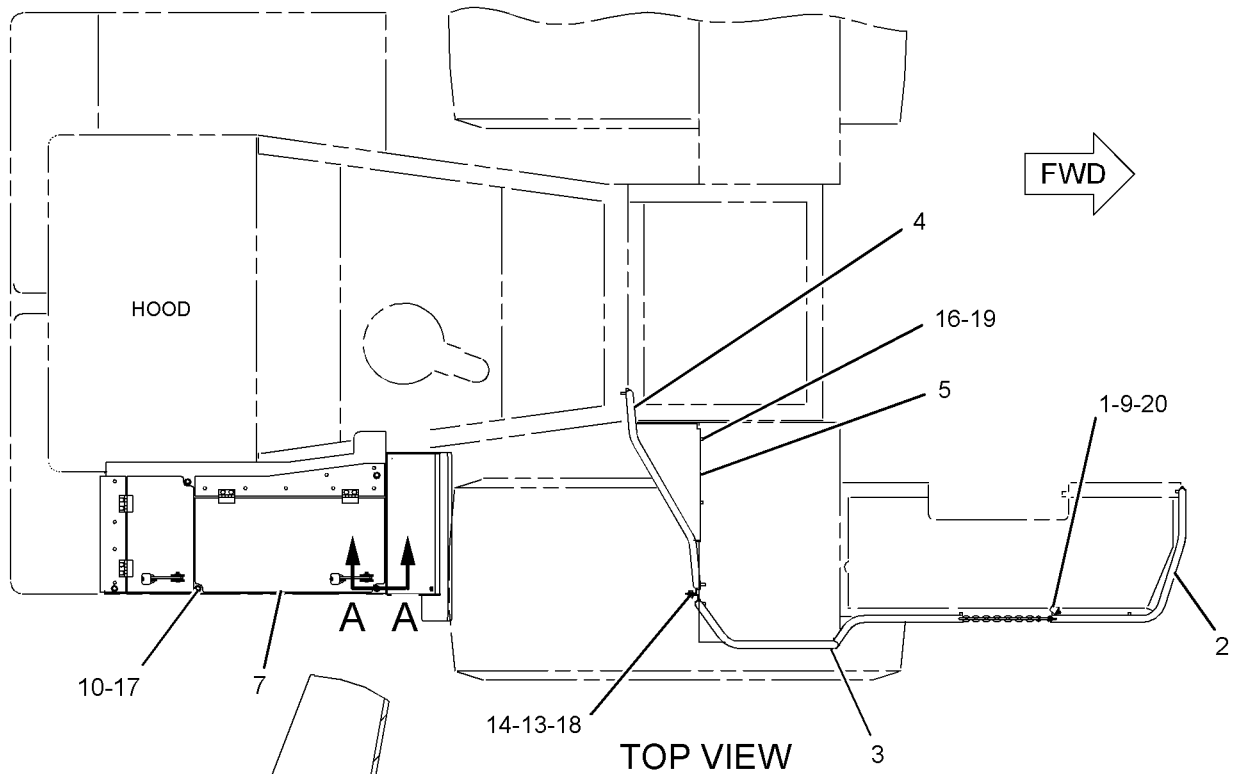
NOTE	REF NO	GRAPHIC REF	PART NUMBER	QTY	PART NAME						SEE PAGE
					1	2	3	4	5	6 (PRODUCT LEVEL)	
	1	1	7X-2393	1	BUMPER-CONICAL						
	2	1	136-9720	1	HANDRAIL AS						
	3	1	136-9721	1	HANDRAIL AS						
		1	6B-8085	1	SNAP-CHAIN						
		1	106-6434	1	CHAIN						
	4	1	136-9722	1	HANDRAIL AS						
	5	1	136-9759	1	PANEL AS						
Y	6	1	<i>171-6786</i>	1	GUARD GP-REAR						949
Y	7	1	<i>192-8851</i>	1	COVER GP-BUMPER (BATTERY COMPARTMENT ACCESS, RH)						900
M	9	1	5C-7261	1	NUT (M8X1.25-THD)						
	10	1	5P-1076	21	WASHER-HARD (13.5X30X4-MM THK)						
	11	1	7X-0515	2	WASHER-HARD (17X35X5-MM THK)						
M	12	1	7X-2553	2	BOLT (M16X2X40-MM)						
	13	1	7X-7729	2	WASHER (11X25X3-MM THK)						
M	14	1	8T-4133	1	NUT (M10X1.5-THD)						
M	16	1	8T-4179	2	BOLT (M12X1.75X20-MM)						
M	17	1	8T-4183	21	BOLT (M12X1.75X40-MM)						
M	18	1	8T-4195	1	BOLT (M10X1.5X30-MM)						
	19	1	8T-4223	2	WASHER-HARD (13.5X25.5X3-MM THK)						
	20	1	8T-4224	1	WASHER-HARD (8.8X16X2-MM THK)						

M-METRIC PART
Y-SEPARATE ILLUSTRATION

FRAME AND BODY

153-7044 LADDER GP (contd.)

i02387750



GRAPHIC #1

<END>

g01191946

FRAME AND BODY

170-7313 LADDER GP

S/N: BXY1-2809

PART OF 114-5133 LADDER GP

SMCS-7254

i02998129

NOTE	REF NO	GRAPHIC REF	PART NUMBER	QTY	PART NAME						SEE PAGE
					1	2	3	4	5	6 (PRODUCT LEVEL)	
	1	1	4E-8852	2	HANDLE (LH)						
	2	1	4E-8892	2	HANDLE (RH)						
	3	1	7T-8331	2	MOUNT AS						
Y	4	1	<i>134-2554</i>	2	STEP GP						1164
	5	1	134-4821	1	STAIR AS						
M		1	8T-3597	10	NUT-WELD (M12X1.75-THD)						
	6	1	135-6931	1	HANDRAIL AS						
	7	1	136-9466	1	SHEET						
	8	1	136-9723	1	HANDRAIL AS						
	9	1	5P-1076	34	WASHER-HARD (13.5X30X4-MM THK)						
	10	1	7X-0515	4	WASHER-HARD (17X35X5-MM THK)						
	11	1	7X-0590	2	WASHER-HARD (13.5X44.5X6-MM THK)						
M	12	1	7X-2553	4	BOLT (M16X2X40-MM)						
	13	1	7X-7729	2	WASHER (11X25X3-MM THK)						
M	14	1	8T-4133	1	NUT (M10X1.5-THD)						
M	15	1	8T-4139	2	BOLT (M12X1.75X30-MM)						
M	16	1	8T-4183	10	BOLT (M12X1.75X40-MM)						
M	17	1	8T-4194	24	BOLT (M12X1.75X50-MM)						
M	18	1	8T-4195	1	BOLT (M10X1.5X30-MM)						
M	19	1	8T-4910	2	BOLT (M12X1.75X60-MM)						

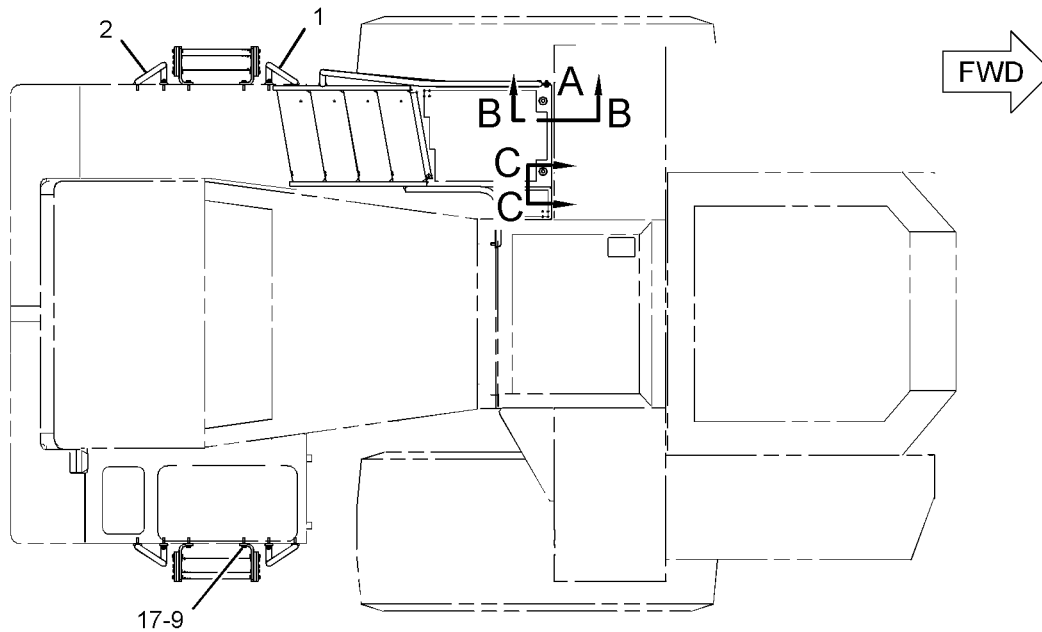
M-METRIC PART

Y-SEPARATE ILLUSTRATION

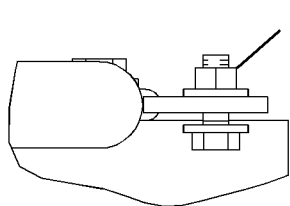
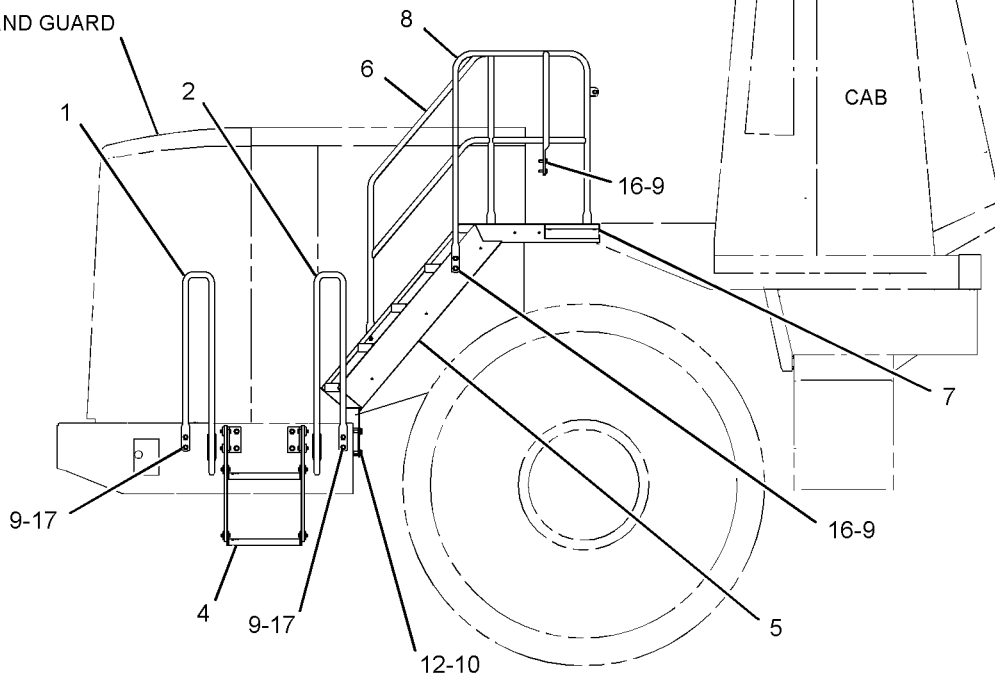
FRAME AND BODY

170-7313 LADDER GP (contd.)

i02998129

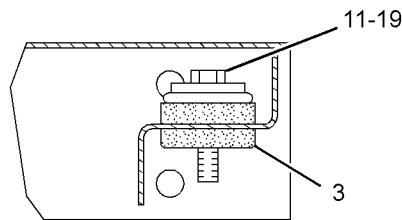


HOOD AND GUARD



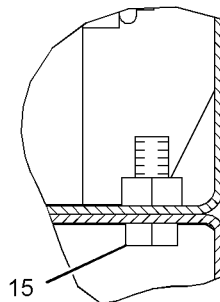
14-13-18

SECTION B-B



11-19

3



15

GRAPHIC #1

<END>

g01520360

FRAME AND BODY

170-7314 LADDER GP

S/N: BXY1-UP

ALTERNATE EXIT

PART OF 164-6084, 2Q-8043 LADDER & FENDER AR
AN ATTACHMENT

SMCS-7254

i01048821

NOTE	PART NUMBER	QTY	PART NAME						SEE PAGE
			1	2	3	4	5	6 (PRODUCT LEVEL)	
M	8T-4139	4	BOLT (M12X1.75X30-MM)						
	138-1523	1	LADDER AS						
	5P-1076	4	WASHER-HARD (13.5X30X4-MM THK)						

M-METRIC PART

<END>

FRAME AND BODY

227-3269 LADDER GP-RH
 S/N: BXY1-UP
 PART OF 2Q-8043 LADDER & FENDER AR
 AN ATTACHMENT

SMCS-7254

i02815427

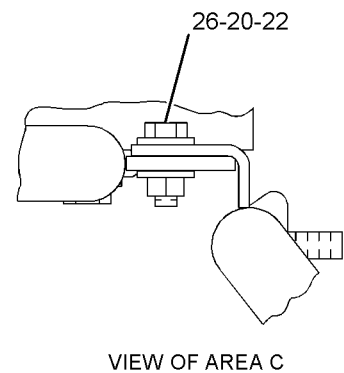
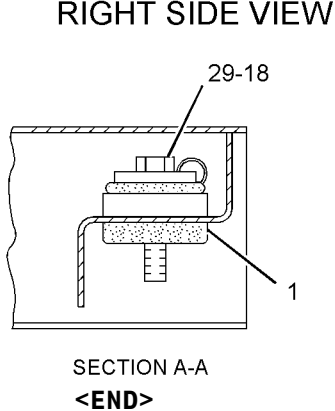
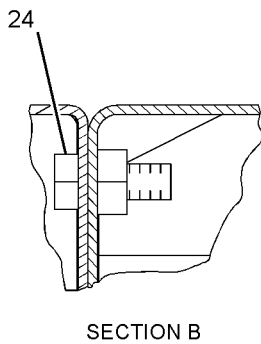
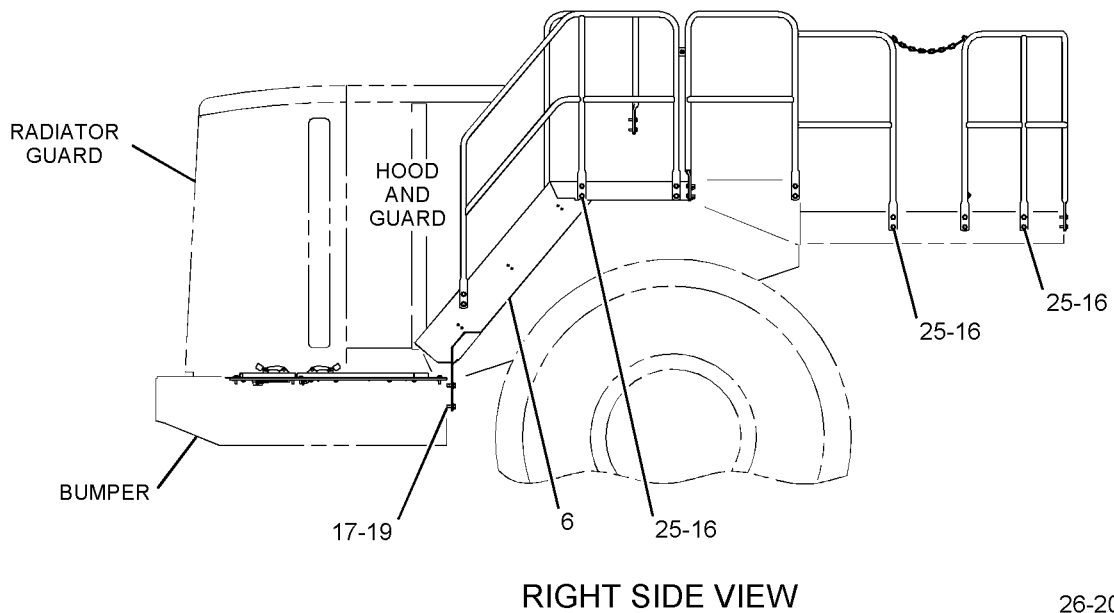
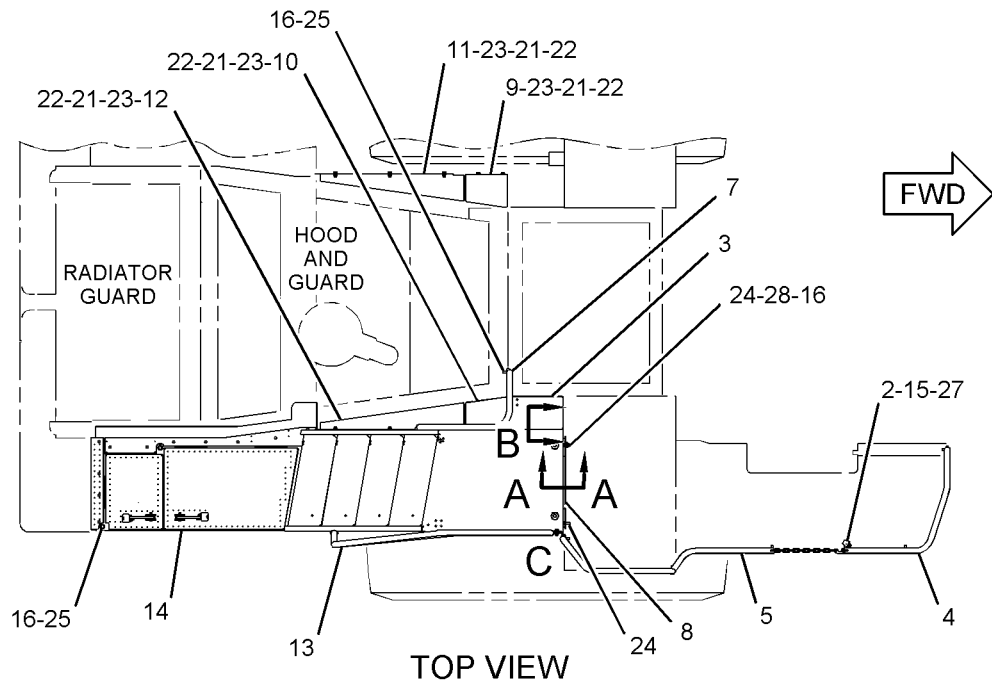
NOTE	REF NO	GRAPHIC REF	PART NUMBER	QTY	PART NAME						SEE PAGE
					1	2	3	4	5	6 (PRODUCT LEVEL)	
	1	1	7T-8331	2	MOUNT AS						
	2	1	7X-2393	1	BUMPER-CONICAL						
	3	1	136-9466	1	SHEET						
	4	1	136-9720	1	HANDRAIL AS						
	5	1	136-9721	1	HANDRAIL AS						
		1	161-8900	1	CONNECTOR						
		1	161-9901	1	SNAP						
		1	220-6079	1	CHAIN						
	6	1	142-5801	1	STAIR AS						
	7	1	142-5802	1	HANDRAIL AS						
	8	1	146-8350	1	BRACKET AS						
	9	1	146-8351	1	SHEET-LH						
	10	1	146-8352	1	SHEET-RH						
	11	1	146-8353	1	SHEET-LH						
	12	1	146-8354	1	SHEET-RH						
	13	1	155-2079	1	HANDRAIL AS						
Y	14	1	192-8852	1	COVER GP-BUMPER (BATTERY COMPARTMENT ACCESS, RH)						904
M	15	1	5C-7261	1	NUT (M8X1.25-THD)						
	16	1	5P-1076	29	WASHER-HARD (13.5X30X4-MM THK)						
	17	1	7X-0515	4	WASHER-HARD (17X35X5-MM THK)						
	18	1	7X-0590	2	WASHER-HARD (13.5X44.5X6-MM THK)						
M	19	1	7X-2553	4	BOLT (M16X2X40-MM)						
	20	1	7X-7729	2	WASHER (11X25X3-MM THK)						
	21	1	8T-4121	20	WASHER-HARD (11X21X2.5-MM THK)						
M	22	1	8T-4133	11	NUT (M10X1.5-THD)						
M	23	1	8T-4136	10	BOLT (M10X1.5X25-MM)						
M	24	1	8T-4139	6	BOLT (M12X1.75X30-MM)						
M	25	1	8T-4183	27	BOLT (M12X1.75X40-MM)						
M	26	1	8T-4195	1	BOLT (M10X1.5X30-MM)						
	27	1	8T-4224	1	WASHER-HARD (8.8X16X2-MM THK)						
M	28	1	8T-4244	2	NUT (M12X1.75-THD)						
M	29	1	8T-4910	2	BOLT (M12X1.75X60-MM)						

M-METRIC PART
 Y-SEPARATE ILLUSTRATION

FRAME AND BODY

227-3269 LADDER GP (contd.)

i02815427



GRAPHIC #1

g01420873

FRAME AND BODY

308-2715 LADDER GP

S/N: BXY1900-UP

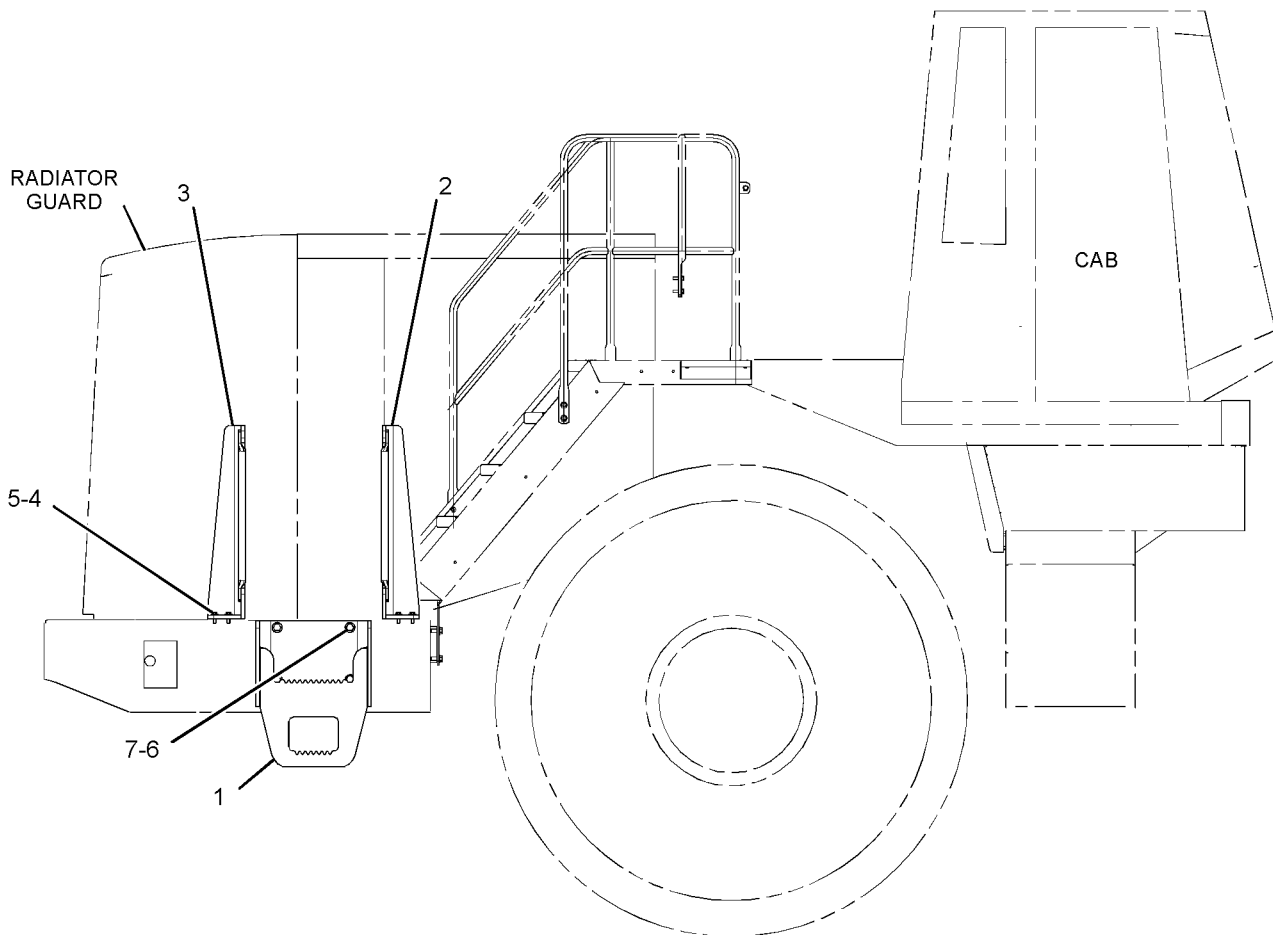
PART OF 2Q-8722, 2Q-8733, 2Q-8744, 2Q-8749, 2Q-8752, 2Q-8753 STEEL MILL AR
AN ATTACHMENT

SMCS-7254

i02886702

NOTE	REF NO	GRAPHIC REF	PART NUMBER	QTY	PART NAME						SEE PAGE
					1	2	3	4	5	6 (PRODUCT LEVEL)	
	1	1	149-6378	2	STEP AS						
	2	1	308-8466	2	HANDRAIL AS						
	3	1	308-8470	2	HANDRAIL AS						
	4	1	5P-1076	16	WASHER-HARD (13.5X30X4-MM THK)						
M	5	1	8T-4183	16	BOLT (M12X1.75X40-MM)						
M	6	1	8T-4187	8	BOLT (M20X2.5X80-MM)						
	7	1	8T-5439	8	WASHER-HARD (21.5X45X6-MM THK)						

M-METRIC PART



RIGHT SIDE VIEW

<END>

GRAPHIC #1

g01449526

FRAME AND BODY

224-3955 LINES GP-AUTOMATIC LUBRICATION-REAR FRAME

S/N: BXY1-2809

PART OF 247-7033, 247-7034, 259-2405, 293-7303, 293-7305, 293-7307

LUBRICATION AR-AUTOMATIC

AN ATTACHMENT

SMCS-7510, 7540

i03166805

NOTE	REF NO	GRAPHIC REF	PART NUMBER	QTY	PART NAME						SEE PAGE
					1	2	3	4	5	6 (PRODUCT LEVEL)	
	1	1	5K-9979	2	CONNECTOR						
	2	1	160-1744	2	BRACKET						
	3	1	224-3952	1	PLATE						
	4	1	224-3953	1	PLATE						
Y	5	1	224-3954	1	VALVE & LINES GP-LUBRICATION (STEERING CYL, AXLE TRUNNIONS)						1178
	6	1	224-3958	2	ROD						
Y	7	1	224-4415	1	PUMP GP-LUBRICATION (AUTOMATIC LUBRICATION SYSTEM)						1159
	8	1	130-5300	1	CLIP						
	9	1	3B-7285	2	NIPPLE-PIPE						
	10	1	4D-7794	10	CLIP						
M	11	1	5C-2890	2	NUT (M6X1-THD)						
M	12	1	5C-7261	3	NUT (M8X1.25-THD)						
M	13	1	7X-2534	2	BOLT (M6X1X50-MM)						
M	14	1	7X-2537	3	BOLT (M8X1.25X35-MM)						
	15	1	8B-4884	2	ELBOW						
	16	1	8L-5008	2	ELBOW-PIPE						
	17	1	8T-4121	20	WASHER-HARD (11X21X2.5-MM THK)						
M	18	1	8T-4133	6	NUT (M10X1.5-THD)						
M	19	1	8T-4136	3	BOLT (M10X1.5X25-MM)						
M	20	1	8T-4137	11	BOLT (M10X1.5X20-MM)						
	21	1	8T-4224	6	WASHER-HARD (8.8X16X2-MM THK)						
	22	1	9X-8256	4	WASHER (6.6X12X2-MM THK)						
	23	1	6V-2383	1	CLIP						
	24	1	3B-8822	2	ELBOW						

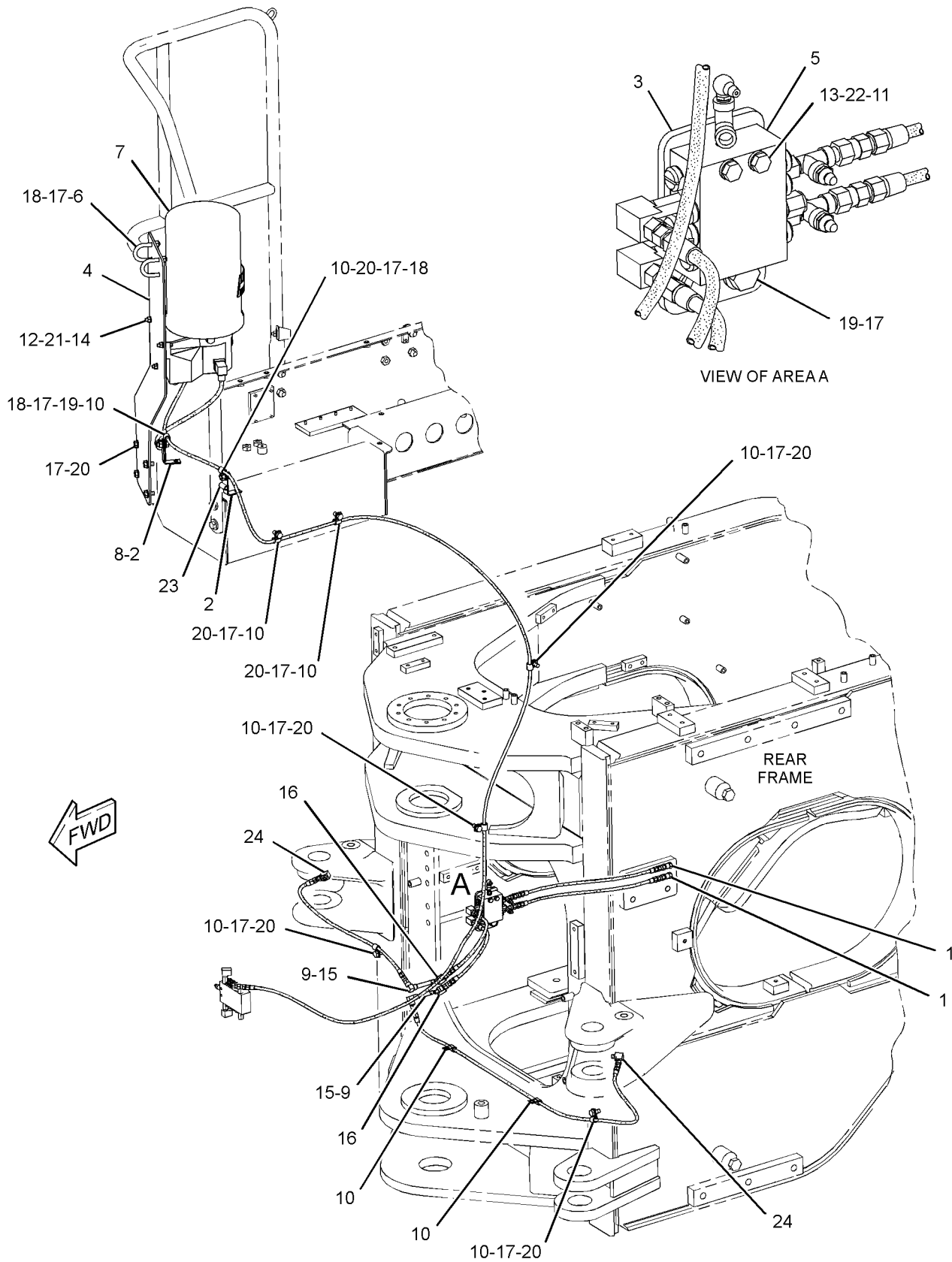
M-METRIC PART

Y-SEPARATE ILLUSTRATION

FRAME AND BODY

224-3955 LINES GP-AUTOMATIC LUBRICATION (contd.)

i03166805



GRAPHIC #1

<END>

g01792195

FRAME AND BODY

224-3955 LINES GP-AUTOMATIC LUBRICATION-REAR FRAME

S/N: BXY2810-UP

PART OF 293-7303, 293-7305, 293-7307 LUBRICATION AR-AUTOMATIC
AN ATTACHMENT

SMCS-7510, 7540

i03714708

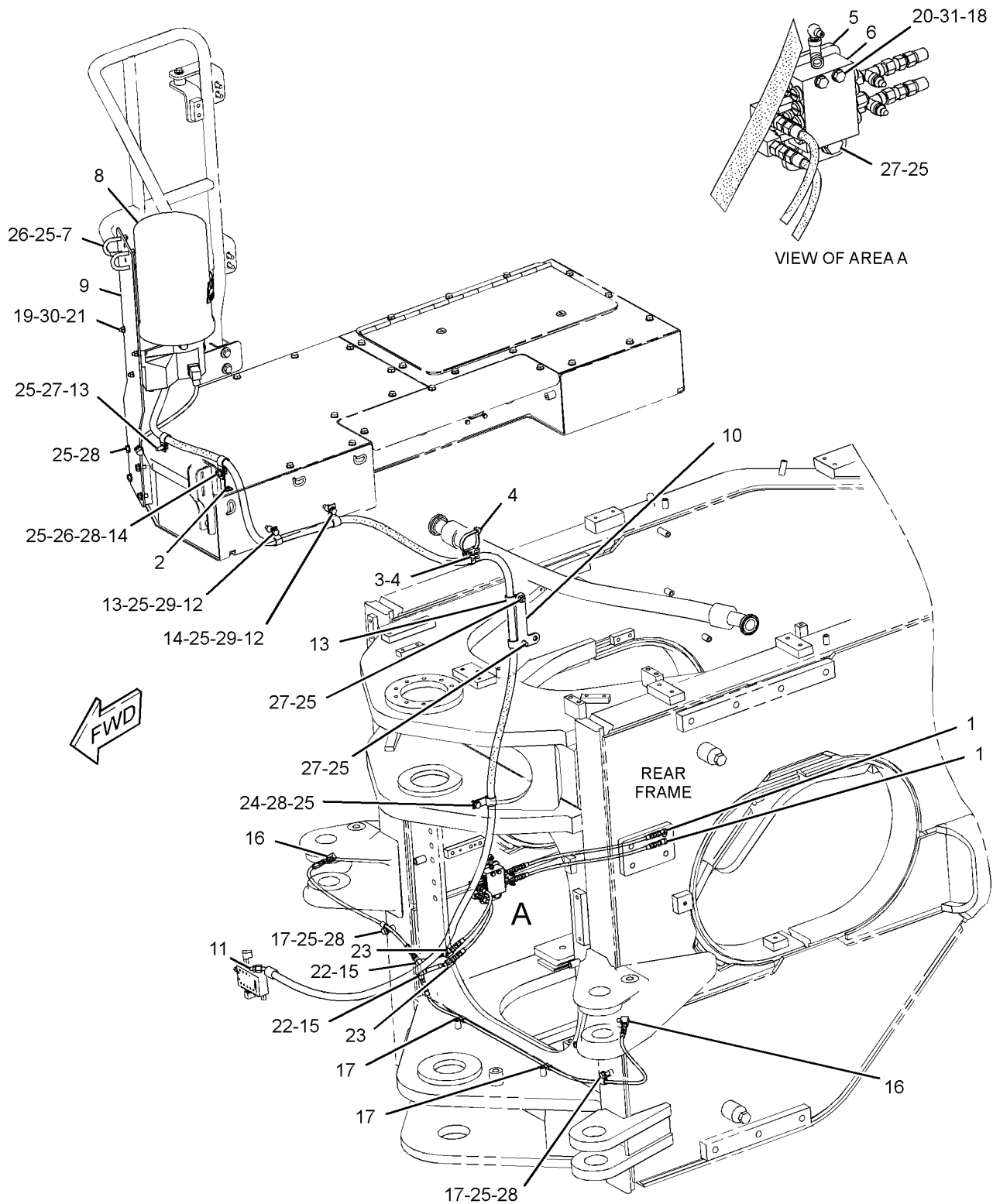
NOTE	REF NO	GRAPHIC REF	PART NUMBER	QTY	PART NAME						SEE PAGE
					1	2	3	4	5	6 (PRODUCT LEVEL)	
	1	1	5K-9979	2	CONNECTOR						
C	2	1	6L-2479	1	BRACE						
	3	1	200-6345	1	MOUNT (DUAL SWIVEL)						
	4	1	204-2281	2	STRAP-TIE						
	5	1	224-3952	1	PLATE						
Y	6	1	224-3954	1	VALVE & LINES GP-LUBRICATION (STEERING CYL, AXLE TRUNNIONS)						1178
	7	1	224-3958	2	ROD						
Y	8	1	224-4415	1	PUMP GP-LUBRICATION (AUTOMATIC LUBRICATION SYSTEM)						1159
C	9	1	338-8544	1	PLATE						
	10	1	343-5430	1	PLATE AS						
	11	1	148-8320	2	CONNECTOR AS (EACH INCLUDES)						
		1	4J-5477	1	SEAL-O-RING						
		1	8C-6865	1	CONNECTOR						
	12	1	1B-5964	2	SPACER						
	13	1	1S-0994	4	CLIP						
	14	1	1S-1015	2	CLIP						
	15	1	3B-7285	2	NIPPLE-PIPE						
	16	1	3B-8822	2	ELBOW						
	17	1	4D-7794	4	CLIP						
M	18	1	5C-2890	2	NUT (M6X1-THD)						
M	19	1	5C-7261	3	NUT (M8X1.25-THD)						
M	20	1	7X-2534	2	BOLT (M6X1X50-MM)						
M	21	1	7X-2537	3	BOLT (M8X1.25X35-MM)						
	22	1	8B-4884	2	ELBOW						
	23	1	8L-5008	2	ELBOW-PIPE						
	24	1	8S-0948	1	CLIP						
C	25	1	8T-4121	20	WASHER-HARD (11X21X2.5-MM THK)						
CM	26	1	8T-4133	5	NUT (M10X1.5-THD)						
M	27	1	8T-4136	5	BOLT (M10X1.5X25-MM)						
M	28	1	8T-4137	8	BOLT (M10X1.5X20-MM)						
M	29	1	8T-4186	2	BOLT (M10X1.5X40-MM)						
	30	1	8T-4224	6	WASHER-HARD (8.8X16X2-MM THK)						
	31	1	9X-8256	4	WASHER (6.6X12X2-MM THK)						

C-CHANGE FROM PREVIOUS TYPE
M-METRIC PART
Y-SEPARATE ILLUSTRATION

FRAME AND BODY

224-3955 LINES GP-AUTOMATIC LUBRICATION (contd.)

i03714708



GRAPHIC #1

<END>

g02052714

FRAME AND BODY

224-4057 LINES GP-AUTOMATIC LUBRICATION- LOADER FRAME

S/N: BXY1-643

PART OF 247-7033, 247-7034, 259-2405 LUBRICATION AR-AUTOMATIC
AN ATTACHMENT

SMCS-7510, 7540

i01944199

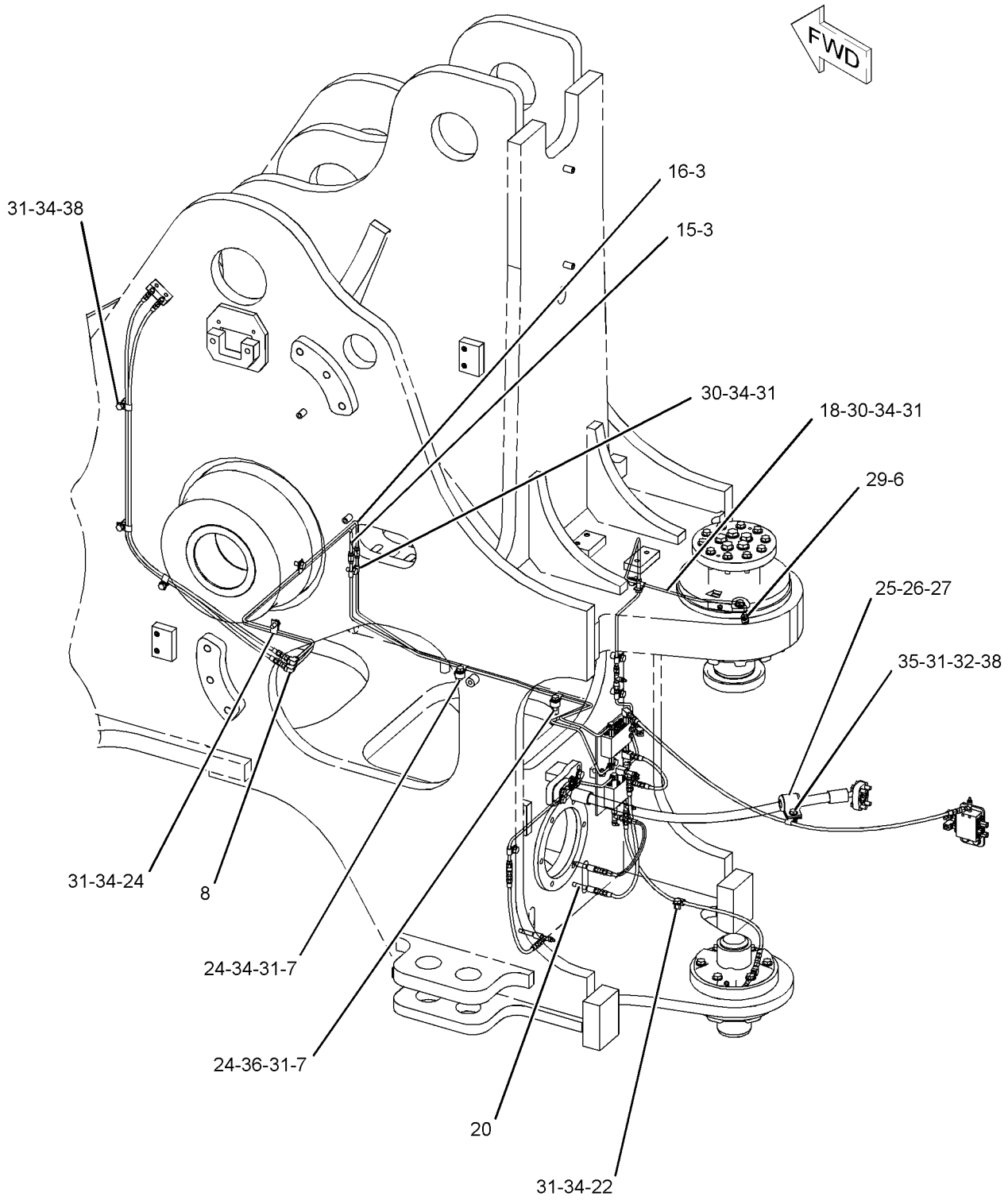
NOTE	REF NO	GRAPHIC REF	PART NUMBER	QTY	PART NAME						SEE PAGE
					1	2	3	4	5	6 (PRODUCT LEVEL)	
	1	2	3B-8489	2	FITTING-GREASE						
	2	2	5K-9242	2	UNION-FLARED						
	3	1,2	5K-9243	4	ELBOW-FLARED						
	4	2	5K-9979	2	CONNECTOR						
	5	2	5P-3422	1	TEE-PIPE						
	6	1,2	6L-3616	2	CONNECTOR						
	7	1	9G-8140	2	SPACER (10.5X25X15-MM THK)						
	8	1	9S-7712	2	ELBOW-FLARED						
	9	2	224-4325	1	PLATE						
Y	10	2	224-4328	1	VALVE & LINES GP-LUBRICATION (HITCH, TILT, STEERING CYLINDERS)						1179
			224-4329	1	TUBE AS						
	11	2	224-4330	1	TUBE AS						
	12	2	224-4331	1	TUBE AS						
	13	2	224-4332	1	TUBE AS						
	14	2	224-4333	1	TUBE AS						
	15	1	224-4334	1	TUBE AS						
	16	1	224-4335	1	TUBE AS						
Y	17	2	224-4338	1	VALVE & LINES GP-LUBRICATION (GREASE SUPPLY)						1180
	18	1	227-3254	1	TUBE AS						
	19	2	3B-6493	1	ELBOW-PIPE						
	20	1,2	3B-7263	2	NIPPLE-PIPE						
	21	2	3B-7285	2	NIPPLE-PIPE						
	22	1	4D-7794	1	CLIP						
M	23	2	5C-2890	4	NUT (M6X1-THD)						
	24	1,2	5K-2298	4	CLIP						
	25	1	5P-7464	1	CLIP (SLOT)						
	26	1	5P-7465	1	CLIP (TAB)						
	27	1	6V-1249	1	GROMMET						
M	28	2	7X-2534	4	BOLT (M6X1X50-MM)						
	29	1	8L-5008	1	ELBOW-PIPE						
	30	1,2	8M-2772	8	CLIP						
	31	1,2	8T-4121	19	WASHER-HARD (11X21X2.5-MM THK)						
M	32	1	8T-4133	1	NUT (M10X1.5-THD)						
M	33	2	8T-4136	2	BOLT (M10X1.5X25-MM)						
M	34	1,2	8T-4137	13	BOLT (M10X1.5X20-MM)						
M	35	1	8T-4195	2	BOLT (M10X1.5X30-MM)						
M	36	1	8T-4196	1	BOLT (M10X1.5X35-MM)						
	37	2	9X-8256	8	WASHER (6.6X12X2-MM THK)						
	38	1	9X-8582	4	CLIP						

M-METRIC PART
Y-SEPARATE ILLUSTRATION

FRAME AND BODY

224-4057 LINES GP-AUTOMATIC LUBRICATION (contd.)

i01944199



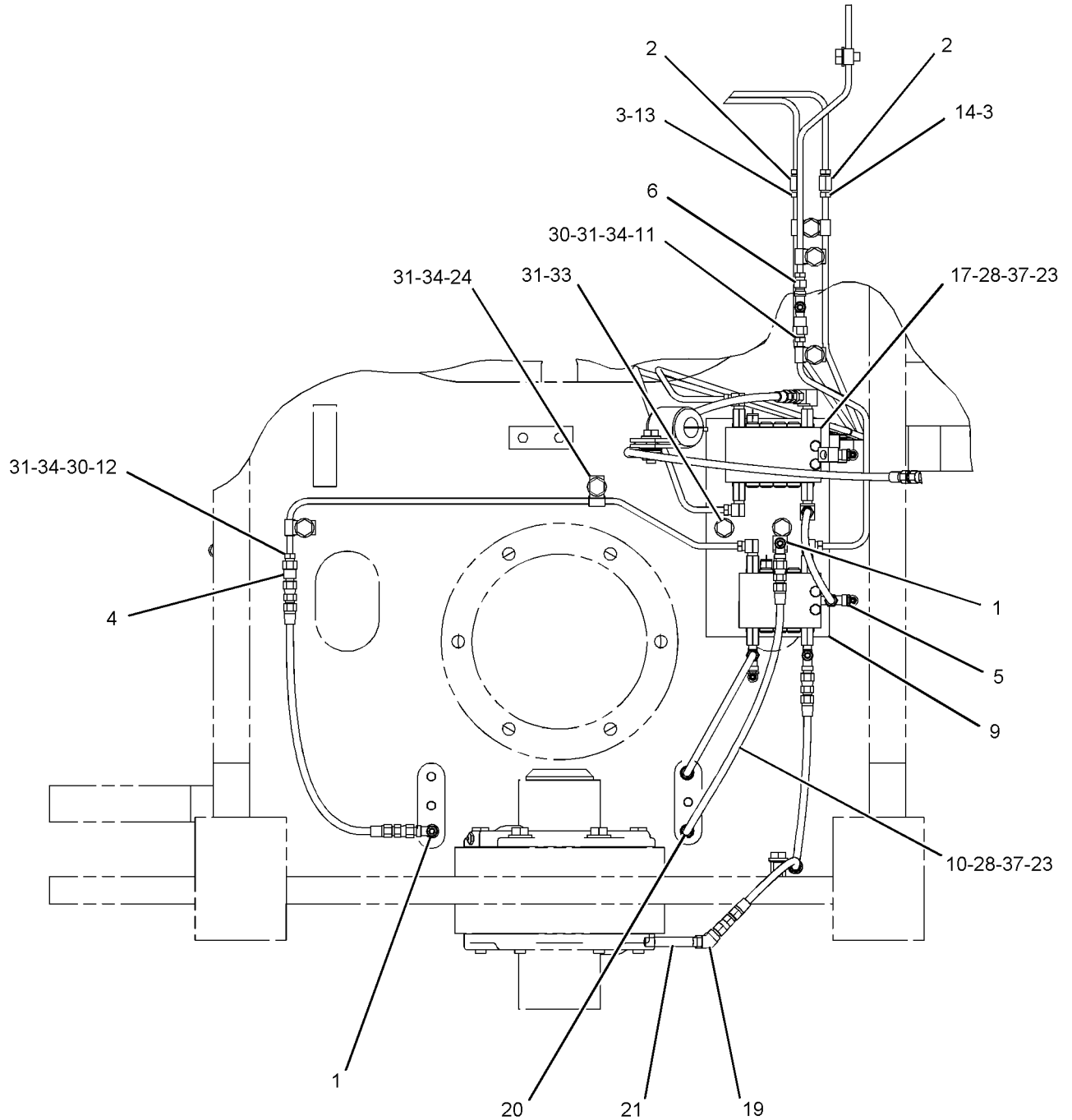
GRAPHIC #1

g01014519

FRAME AND BODY

224-4057 LINES GP-AUTOMATIC LUBRICATION (contd.)

i01944199



REAR VIEW
<END>

GRAPHIC #2

g01014520

FRAME AND BODY

224-4057 LINES GP-AUTOMATIC LUBRICATION- LOADER FRAME

S/N: BXY644-UP

PART OF 247-7033, 247-7034, 259-2405, 293-7303, 293-7305, 293-7307
LUBRICATION AR-AUTOMATIC
AN ATTACHMENT

SMCS-7510, 7540

i03745234

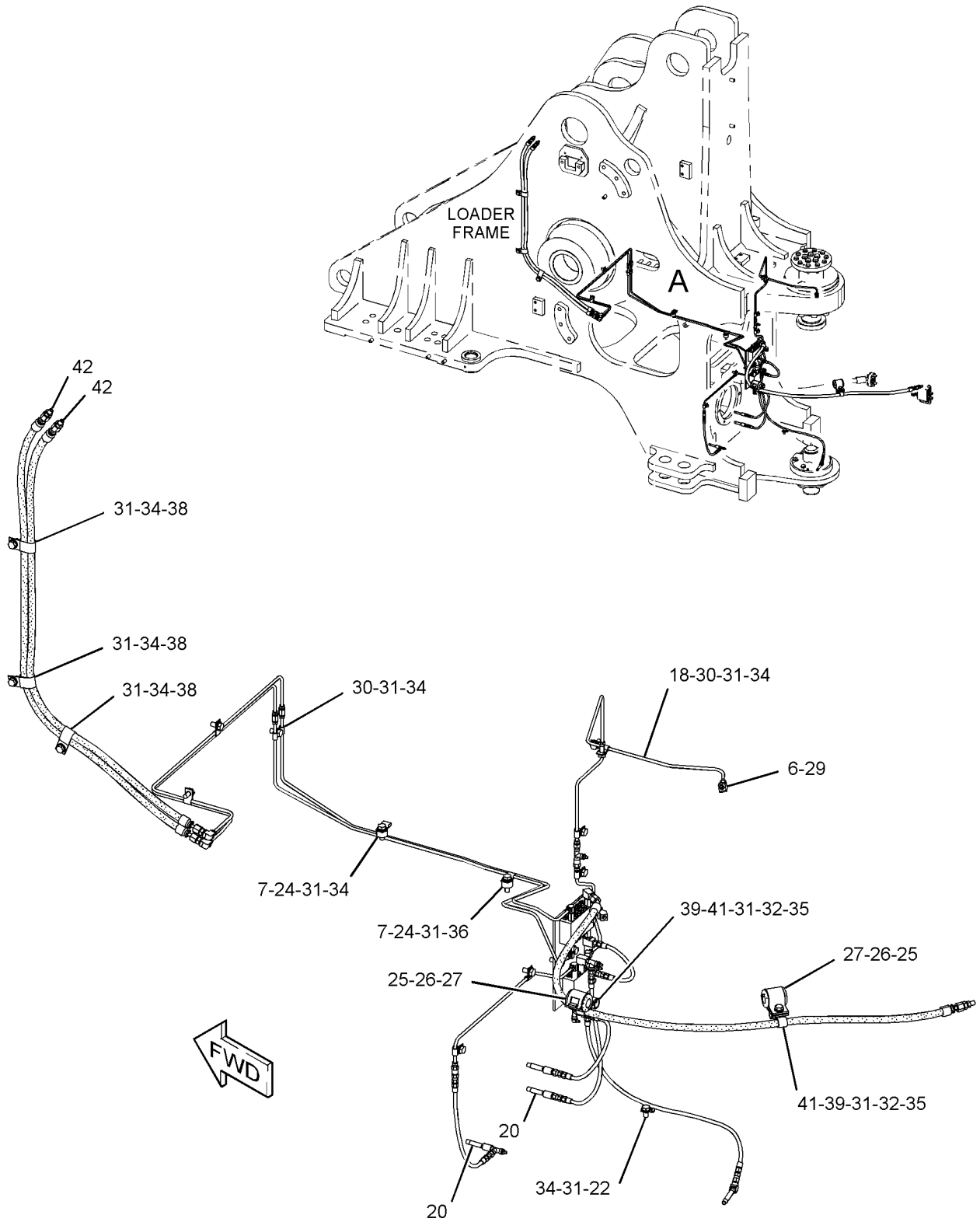
NOTE	REF NO	GRAPHIC REF	PART NUMBER	QTY	PART NAME						SEE PAGE
					1	2	3	4	5	6 (PRODUCT LEVEL)	
	1	2	3B-8489	2	FITTING-GREASE						
	2	2	5K-9242	2	UNION-FLARED						
	3	2	5K-9243	4	ELBOW-FLARED						
	4	2	5K-9979	2	CONNECTOR						
	5	2	5P-3422	1	TEE-PIPE						
	6	1,2	6L-3616	2	CONNECTOR						
	7	1	128-8678	2	SPACER (10.5X25X15-MM THK)						
	8	2	9S-7712	2	ELBOW-FLARED						
	9	2	224-4325	1	PLATE						
Y	10	2	224-4328	1	VALVE & LINES GP-LUBRICATION (HITCH, TILT, STEERING CYLINDERS)						1179
	11	2	224-4330	1	TUBE AS						
	12	2	224-4331	1	TUBE AS						
	13	2	224-4332	1	TUBE AS						
	14	2	224-4333	1	TUBE AS						
	15	2	224-4334	1	TUBE AS						
	16	2	224-4335	1	TUBE AS						
Y	17	2	224-4338	1	VALVE & LINES GP-LUBRICATION (GREASE SUPPLY)						1180
	18	1	227-3254	1	TUBE AS						
	19	2	3B-6493	1	ELBOW-PIPE						
	20	1	3B-7263	3	NIPPLE-PIPE						
	21	2	3B-7285	1	NIPPLE-PIPE						
	22	1	4D-7794	1	CLIP						
M	23	2	5C-2890	4	NUT (M6X1-THD)						
	24	1,2	5K-2298	4	CLIP						
C	25	1	5P-7464	2	CLIP (SLOT)						
C	26	1	5P-7465	2	CLIP (TAB)						
C	27	1	6V-1249	2	GROMMET						
M	28	2	7X-2534	4	BOLT (M6X1X50-MM)						
	29	1	8L-5008	1	ELBOW-PIPE						
	30	1,2	8M-2772	8	CLIP						
C	31	1,2	8T-4121	21	WASHER-HARD (11X21X2.5-MM THK)						
CM	32	1	8T-4133	2	NUT (M10X1.5-THD)						
M	33	2	8T-4136	2	BOLT (M10X1.5X25-MM)						
M	34	1,2	8T-4137	13	BOLT (M10X1.5X20-MM)						
CM	35	1	8T-4195	3	BOLT (M10X1.5X30-MM)						
M	36	1	8T-4196	1	BOLT (M10X1.5X35-MM)						
	37	2	9X-8256	8	WASHER (6.6X12X2-MM THK)						
C	38	1	5K-8451	3	CLIP						
	39	1	3S-8664	2	CLIP						
	40	2	4K-3026	1	EXTENSION						
	41	1	9M-8406	2	CLIP						
	42	1,2	148-8320	5	CONNECTOR AS						
					(EACH INCLUDES)						
		1,2	4J-5477	1	SEAL-O-RING						
		1,2	8C-6865	1	CONNECTOR						

C-CHANGE FROM PREVIOUS TYPE
M-METRIC PART
Y-SEPARATE ILLUSTRATION

FRAME AND BODY

224-4057 LINES GP-AUTOMATIC LUBRICATION (contd.)

i03745234



VIEW OF AREA A

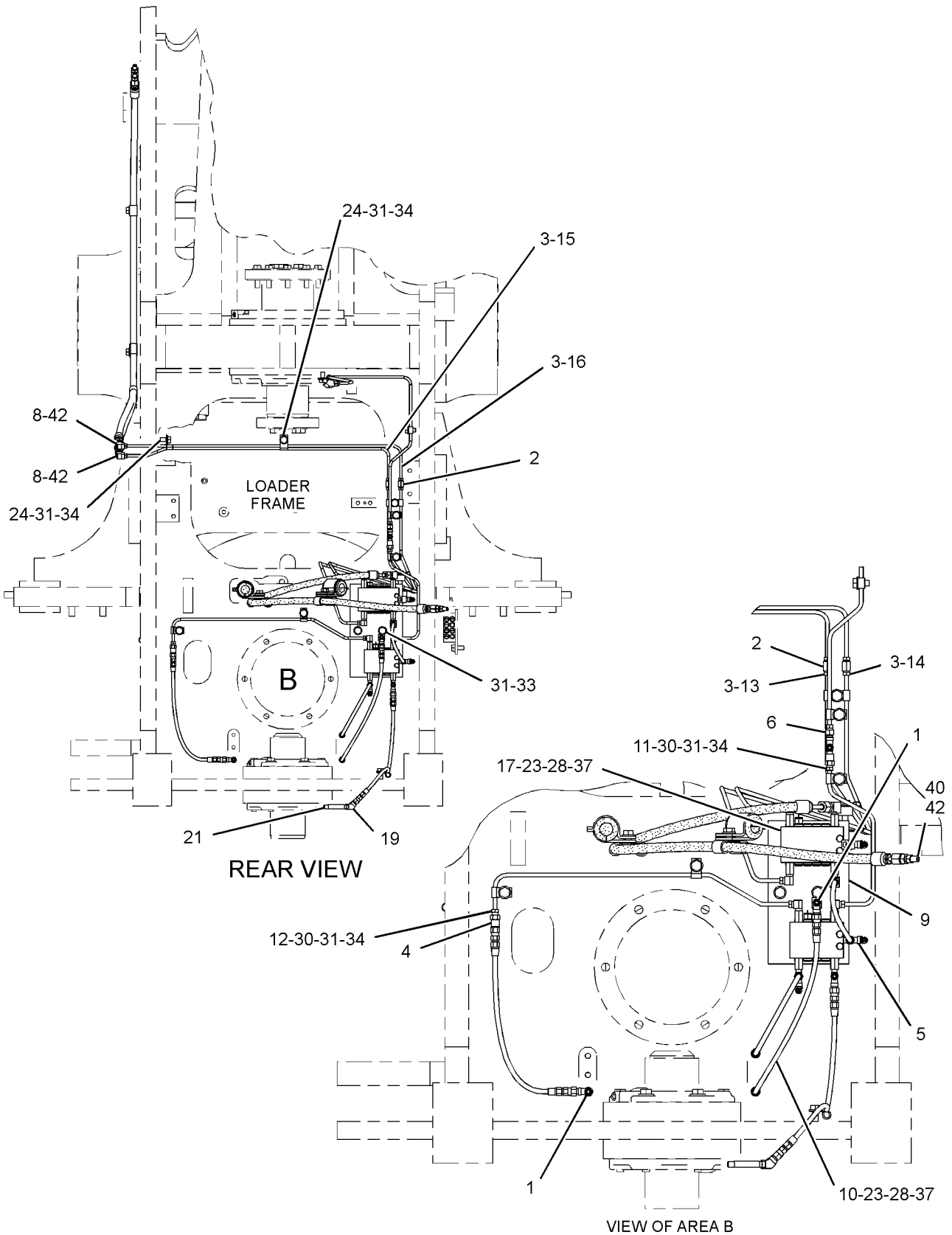
GRAPHIC #1

g02024654

FRAME AND BODY

224-4057 LINES GP-AUTOMATIC LUBRICATION (contd.)

i03745234



GRAPHIC #2

<END>

g02024655

FRAME AND BODY

243-5875 LINES GP-AUTOMATIC LUBRICATION- BOOM, TILT LINKS

S/N: BXY1-UP

PART OF 247-7033 LUBRICATION AR-AUTOMATIC
AN ATTACHMENT

SMCS-7510, 7540

i02330212

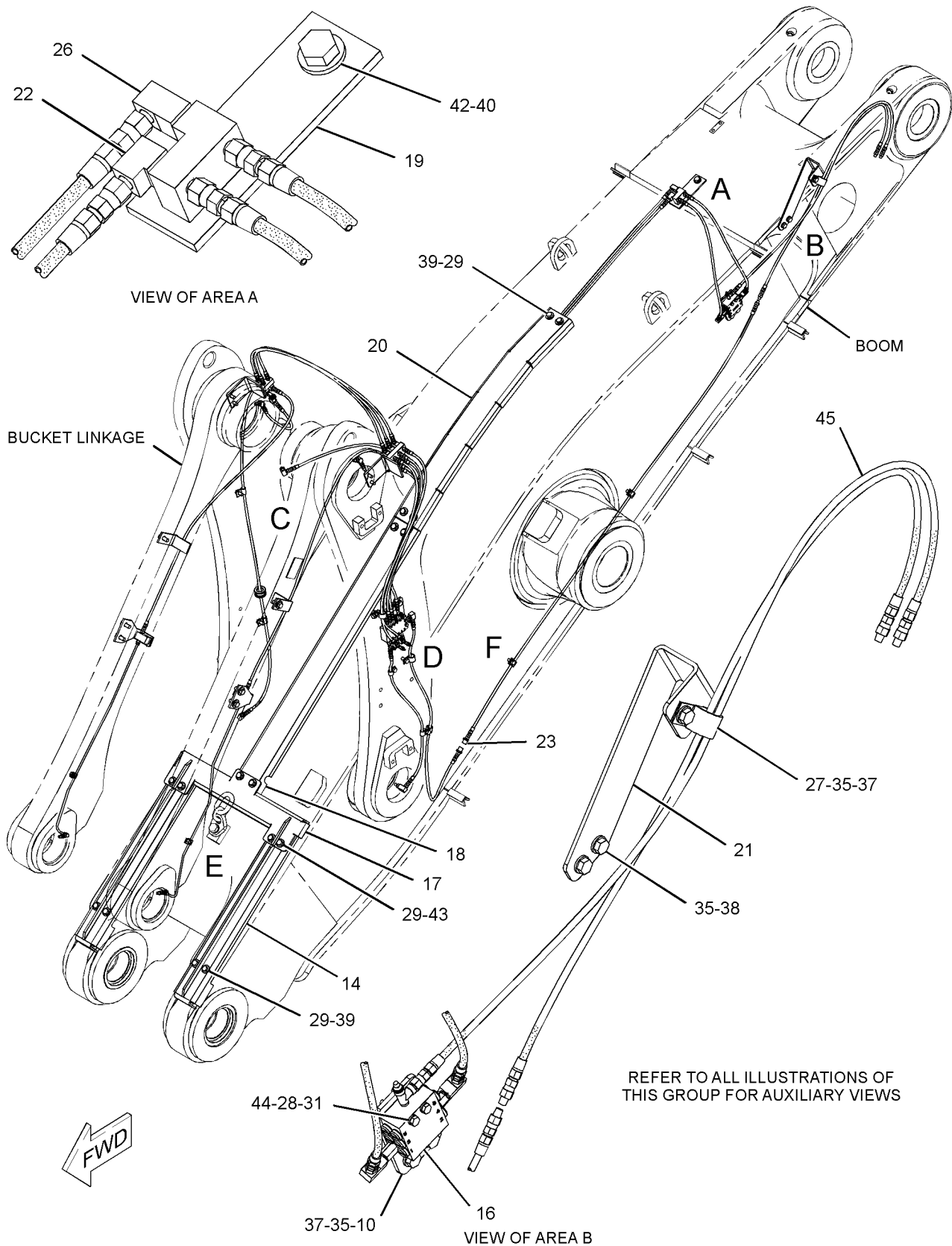
NOTE	REF NO	GRAPHIC REF	PART NUMBER	QTY	PART NAME						SEE PAGE
					1	2	3	4	5	6 (PRODUCT LEVEL)	
	1	2,4	3B-8489	4	FITTING-GREASE						
	2	2	5K-9243	2	ELBOW-FLARED						
	3	2,4	5P-3422	4	TEE-PIPE						
	4	3,4	6L-3616	6	CONNECTOR						
	5	2	6S-4039	1	GROMMET						
	6	2	189-7514	1	TUBE AS						
	7	2	189-7515	1	TUBE AS						
	8	3	197-6660	2	BRACKET AS						
	9	3	197-7863	2	BRACKET AS						
	10	1,3	224-3952	2	PLATE						
Y	11	3	224-4410	1	VALVE & LINES GP-LUBRICATION (C-PIN, LINK PINS, TILT CYL PIN)						1181
	12	2	224-4416	1	BRACKET AS						
	13	2	224-4417	1	BRACKET AS						
	14	1	259-2411	2	GUARD AS						
	15	4	225-2648	2	TUBE AS						
Y	16	1	240-9692	1	VALVE & LINES GP-LUBRICATION (BUCKET PINS-B, C)						1191
	17	1	259-2467	1	GUARD (AUTOMATIC LUBRICATION)						
	18	1	243-5930	1	GUARD						
	19	1	243-5932	1	PLATE AS						
	20	1	243-5938	1	GUARD						
	21	1	255-0614	1	PLATE AS						
M		1	8T-3490	1	NUT-WELD (M10X1.5-THD)						
	22	1	3B-6552	1	ELBOW-PIPE						
	23	1,3	3B-7721	2	BUSHING-REDUCER						
	24	3	4D-7794	4	CLIP						
	25	2,3,4	4K-3026	7	EXTENSION						
	26	1,2,3,4	4M-8973	11	ELBOW						
	27	1	4S-1962	1	CLIP						
M	28	1,3	5C-2890	4	NUT (M6X1-THD)						
	29	1,3	5P-1076	22	WASHER-HARD (13.5X30X4-MM THK)						
	30	2	5P-9297	2	CLIP						
M	31	1,3	7X-2534	4	BOLT (M6X1X50-MM)						
	32	2	8L-5008	5	ELBOW-PIPE						
	33	2	8M-2772	2	CLIP						
	34	3	8M-2773	5	CLIP						
	35	1,2,3	8T-4121	24	WASHER-HARD (11X21X2.5-MM THK)						
M	36	2,3	8T-4133	3	NUT (M10X1.5-THD)						
M	37	1,2,3	8T-4136	9	BOLT (M10X1.5X25-MM)						
M	38	1,2,3	8T-4137	11	BOLT (M10X1.5X20-MM)						
M	39	1,3	8T-4139	16	BOLT (M12X1.75X30-MM)						
M	40	1	8T-4192	1	BOLT (M12X1.75X25-MM)						
M	41	3	8T-4195	1	BOLT (M10X1.5X30-MM)						
	42	1	8T-4223	1	WASHER-HARD (13.5X25.5X3-MM THK)						
M	43	1	8T-4956	6	BOLT (M12X1.75X35-MM)						
	44	1,3	9X-8256	8	WASHER (6.6X12X2-MM THK)						
E	45	1,2	7I-1024		GUARD-HOSE (243-CM)						
	46	2	6K-6967	2	ADAPTER-PIPE						

E-ORDER BY THE CENTIMETER
M-METRIC PART
Y-SEPARATE ILLUSTRATION

FRAME AND BODY

243-5875 LINES GP-AUTOMATIC LUBRICATION (contd.)

i02330212



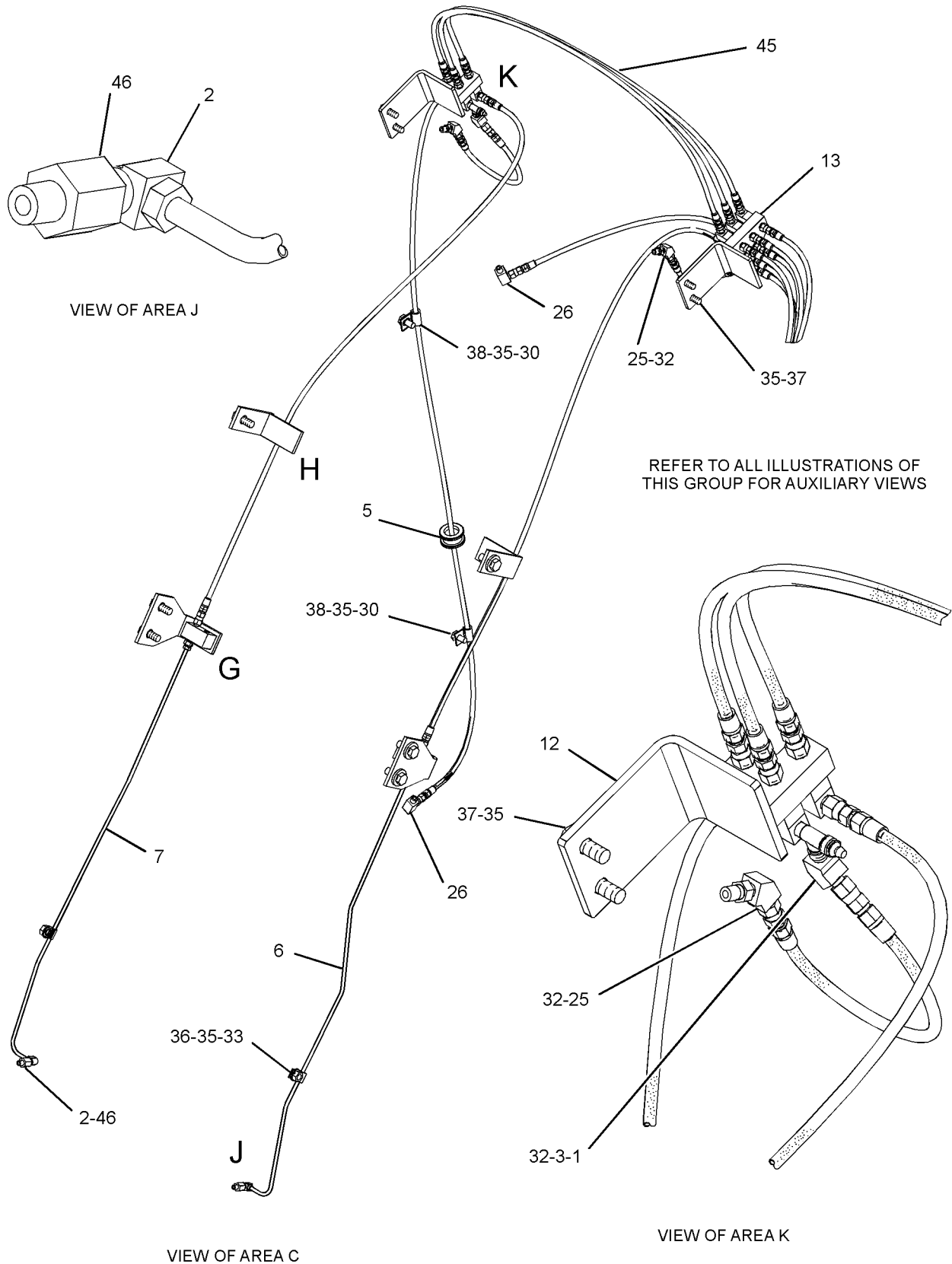
GRAPHIC #1

g01177508

FRAME AND BODY

243-5875 LINES GP-AUTOMATIC LUBRICATION (contd.)

i02330212



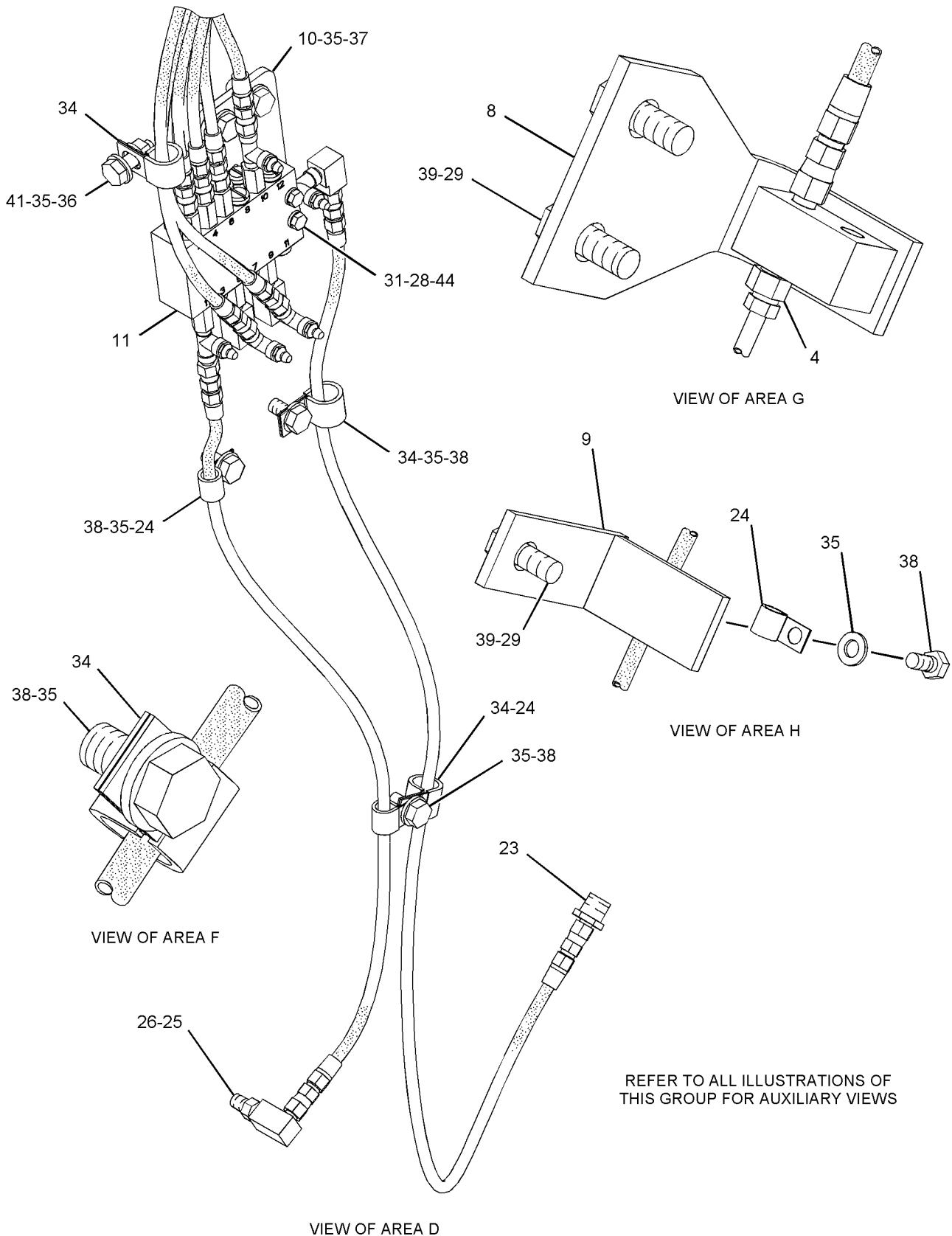
GRAPHIC #2

g01177455

FRAME AND BODY

243-5875 LINES GP-AUTOMATIC LUBRICATION (contd.)

i02330212



REFER TO ALL ILLUSTRATIONS OF THIS GROUP FOR AUXILIARY VIEWS

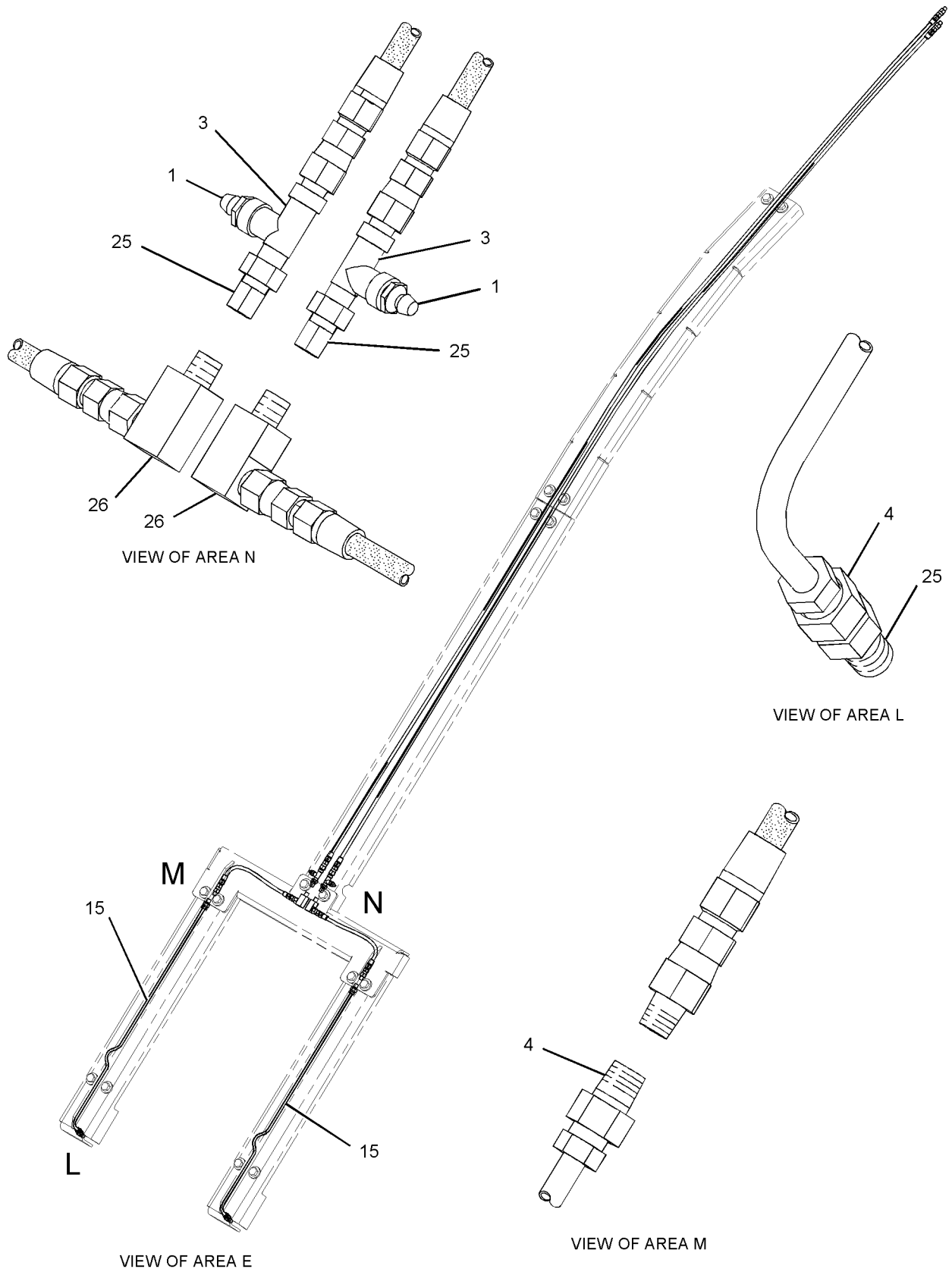
GRAPHIC #3

g01123190

FRAME AND BODY

243-5875 LINES GP-AUTOMATIC LUBRICATION (contd.)

i02330212



GRAPHIC #4

<END>

g01123191

FRAME AND BODY

243-5875 LINES GP-AUTOMATIC LUBRICATION- BOOM, TILT LINKS

S/N: BXY1-1899

PART OF 247-7033 LUBRICATION AR-AUTOMATIC
AN ATTACHMENT

SMCS-7510, 7540

i02563088

NOTE	REF NO	GRAPHIC REF	PART NUMBER	QTY	PART NAME						SEE PAGE
					1	2	3	4	5	6 (PRODUCT LEVEL)	
	1	1,2,3	3B-8489	6	FITTING-GREASE						
	2	1,2	5K-9243	2	ELBOW-FLARED						
	3	1,2,3	5P-3422	6	TEE-PIPE						
	4	1,2,3	6L-3616	6	CONNECTOR						
	5	2	6S-4039	1	GROMMET						
	6	1	189-7514	1	TUBE AS						
	7	2	189-7515	1	TUBE AS						
	8	1,2	197-6660	2	BRACKET AS						
	9	1,2	197-7863	2	BRACKET AS						
	10	1,3	224-3952	2	PLATE						
Y	11	1	224-4410	1	VALVE & LINES GP-LUBRICATION (C-PIN, LINK PINS, TILT CYL PIN)						1181
	12	3	224-4416	1	BRACKET AS						
	13	3	224-4417	1	BRACKET AS						
	14	3	225-2648	2	TUBE AS						
Y	15	3	240-9692	1	VALVE & LINES GP-LUBRICATION (BUCKET PINS-B, C)						1191
	16	2	243-5930	1	GUARD						
	17	1	243-5932	1	PLATE AS						
	18	1	243-5938	1	GUARD						
	19	1	255-0614	1	PLATE AS						
M		1	8T-3490	1	NUT-WELD (M10X1.5-THD)						
	20	2	259-2411	2	GUARD AS						
	21	2	259-2467	1	GUARD (AUTOMATIC LUBRICATION)						
	22	1	3B-6552	1	ELBOW-PIPE						
	23	1	3B-7721	2	BUSHING-REDUCER						
C	24	3	3B-7896	2	ELBOW-STREET						
	25	1,2	4D-7794	4	CLIP						
	26	1,2,3	4K-3026	7	EXTENSION						
	27	1,2,3	4M-8973	11	ELBOW						
	28	1	4S-1962	1	CLIP						
M	29	1,3	5C-2890	4	NUT (M6X1-THD)						
	30	1,2	5P-1076	22	WASHER-HARD (13.5X30X4-MM THK)						
	31	2	5P-9297	2	CLIP						
	32	1,2	6K-6967	2	ADAPTER-PIPE						
M	33	1,3	7X-2534	4	BOLT (M6X1X50-MM)						
	34	2	8L-5008	5	ELBOW-PIPE						
	35	1,2	8M-2772	2	CLIP						
	36	1	8M-2773	5	CLIP						
	37	1,2,3	8T-4121	24	WASHER-HARD (11X21X2.5-MM THK)						
M	38	1,2	8T-4133	3	NUT (M10X1.5-THD)						
M	39	1,3	8T-4136	9	BOLT (M10X1.5X25-MM)						
M	40	1,2	8T-4137	11	BOLT (M10X1.5X20-MM)						
M	41	1,2	8T-4139	16	BOLT (M12X1.75X30-MM)						
M	42	1	8T-4192	1	BOLT (M12X1.75X25-MM)						
M	43	1	8T-4195	1	BOLT (M10X1.5X30-MM)						
	44	1	8T-4223	1	WASHER-HARD (13.5X25.5X3-MM THK)						
M	45	2	8T-4956	6	BOLT (M12X1.75X35-MM)						
	46	1,3	9X-8256	8	WASHER (6.6X12X2-MM THK)						
E	47	1,2	7I-1024		GUARD-HOSE (49.5-CM)						
E	47A	1	7I-1024		GUARD-HOSE (96.5-CM EACH)						

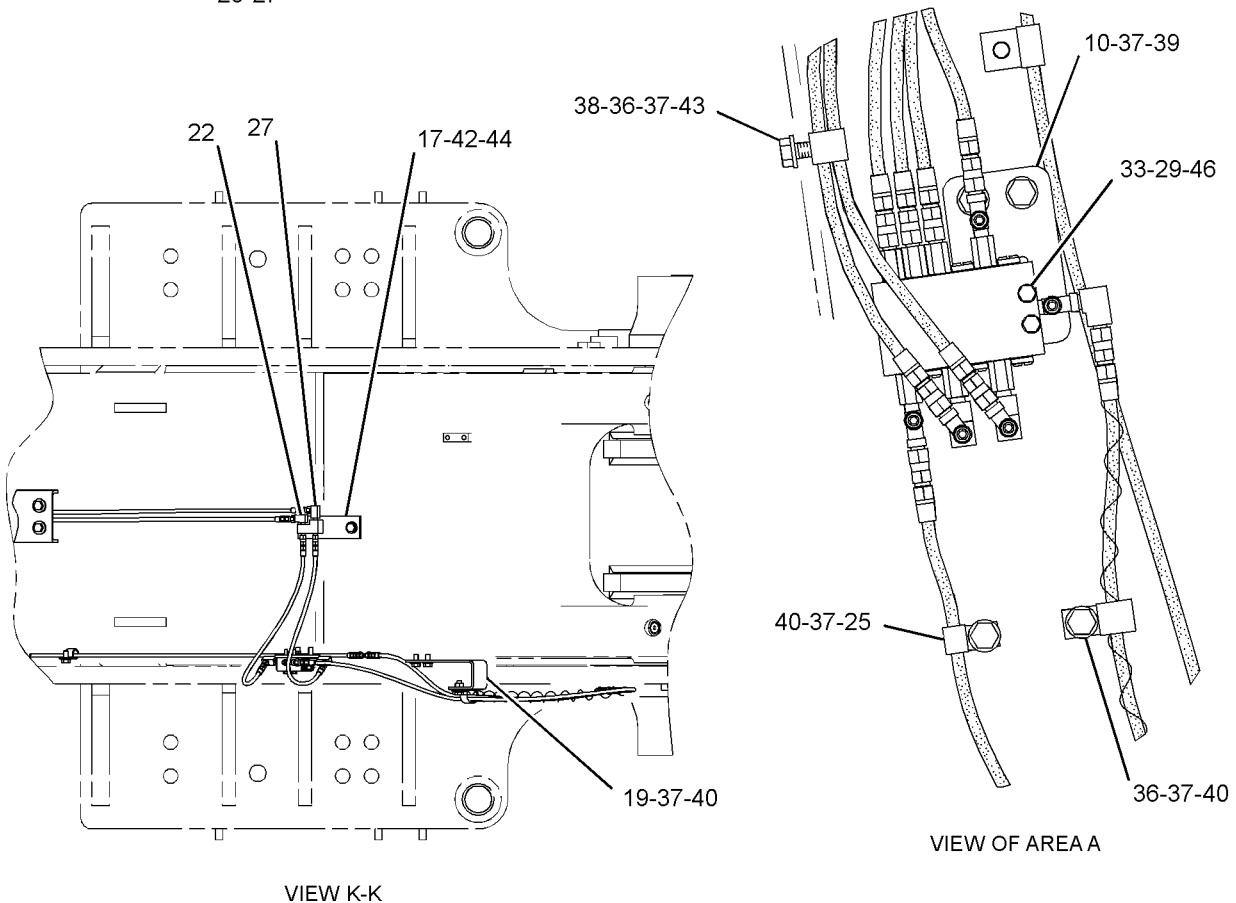
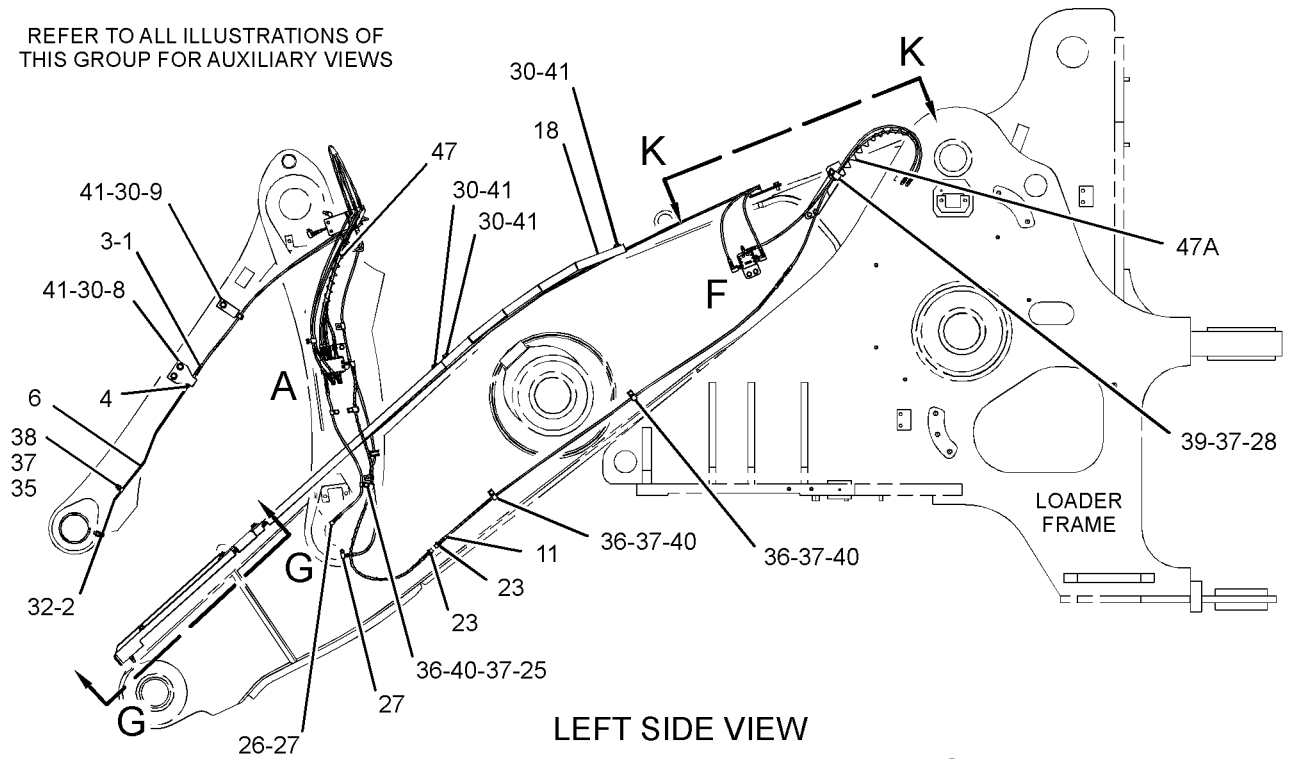
C-CHANGE FROM PREVIOUS TYPE
E-ORDER BY THE CENTIMETER
M-METRIC PART
Y-SEPARATE ILLUSTRATION

FRAME AND BODY

243-5875 LINES GP-AUTOMATIC LUBRICATION (contd.)

i02563088

REFER TO ALL ILLUSTRATIONS OF THIS GROUP FOR AUXILIARY VIEWS



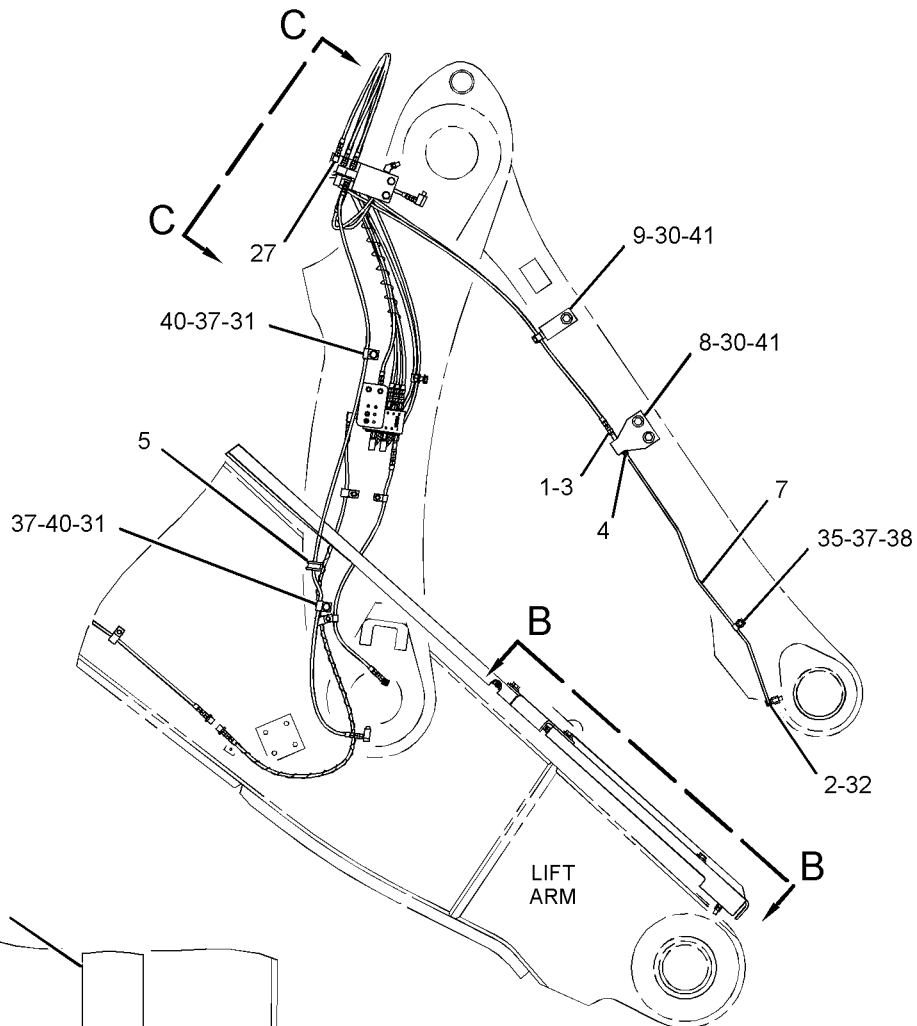
GRAPHIC #1

g01285118

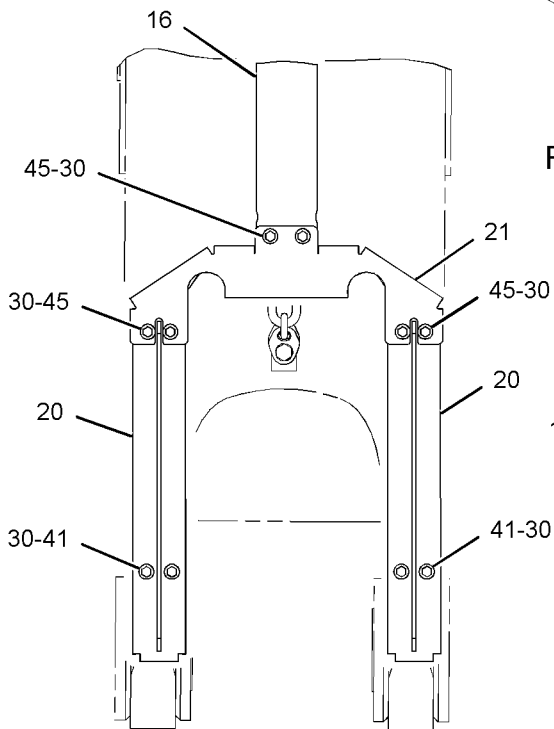
FRAME AND BODY

243-5875 LINES GP-AUTOMATIC LUBRICATION (contd.)

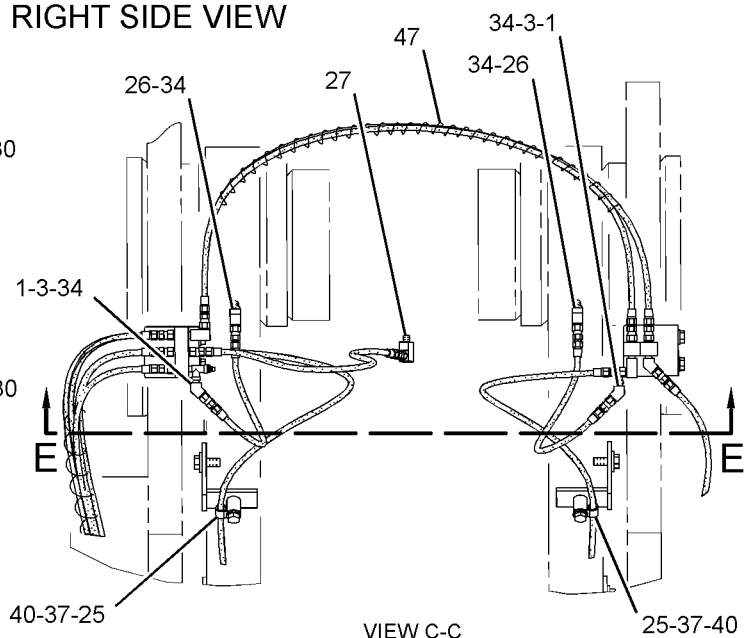
i02563088



RIGHT SIDE VIEW



VIEW B-B



VIEW C-C

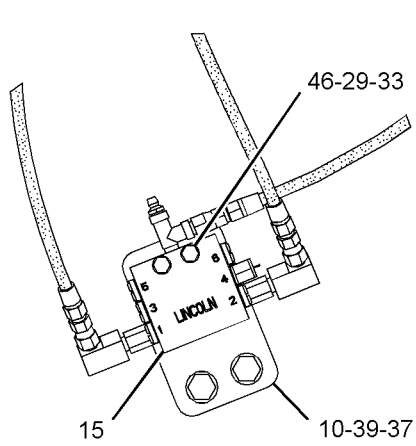
GRAPHIC #2

g01285119

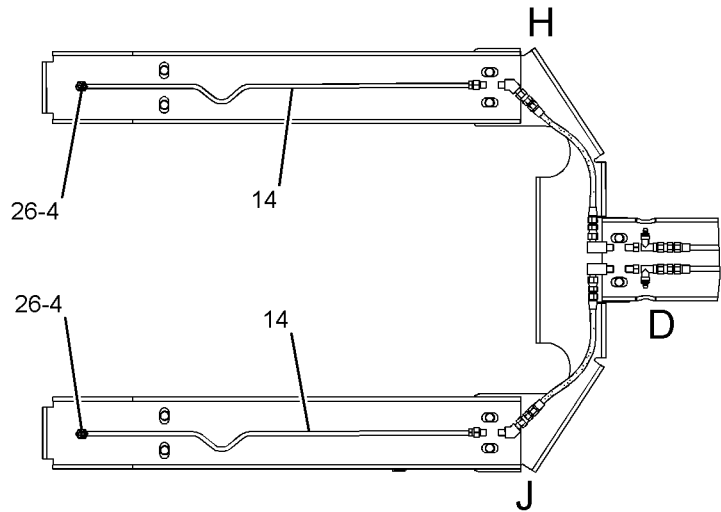
FRAME AND BODY

243-5875 LINES GP-AUTOMATIC LUBRICATION (contd.)

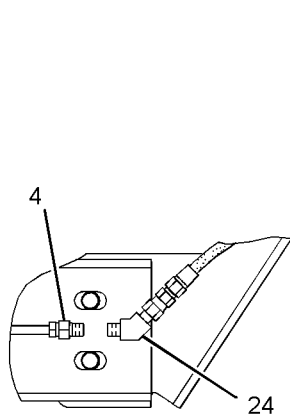
i02563088



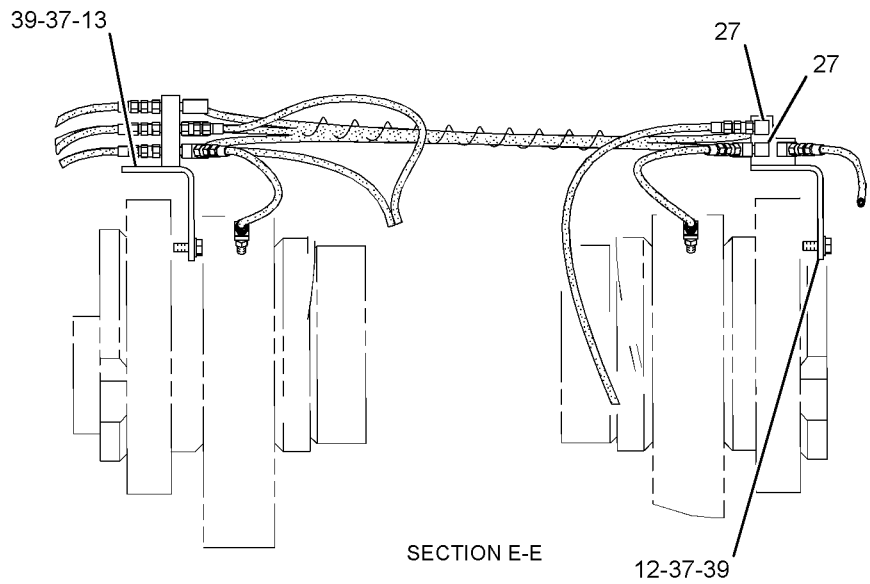
VIEW OF AREA F



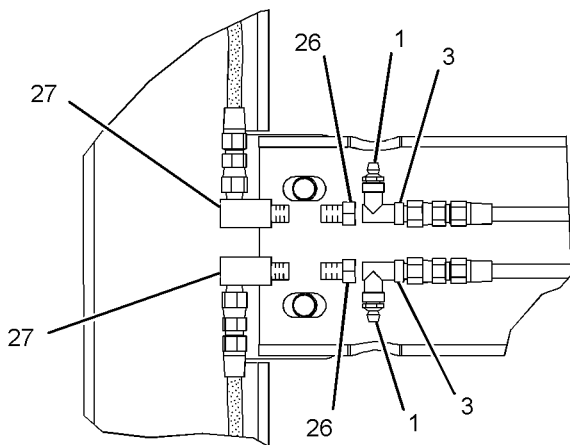
VIEW G-G



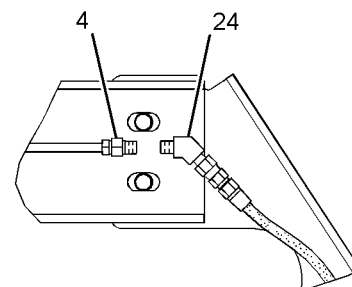
VIEW OF AREA J



SECTION E-E



VIEW OF AREA D



VIEW OF AREA H

GRAPHIC #3

<END>

g01285120

FRAME AND BODY

259-2406 LINES GP-AUTOMATIC LUBRICATION- BOOM, TILT LINKS

S/N: BXY1-342

PART OF 259-2405 LUBRICATION AR-AUTOMATIC
AN ATTACHMENT

SMCS-7510, 7540

i02225024

NOTE	REF NO	GRAPHIC REF	PART NUMBER	QTY	PART NAME						SEE PAGE
					1	2	3	4	5	6 (PRODUCT LEVEL)	
	1	2,3	3B-8489	4	FITTING-GREASE						
	2	1,3	5K-9243	2	ELBOW-FLARED						
	3	2,3	5P-3422	4	TEE-PIPE						
	4	1,2,3	6L-3616	6	CONNECTOR						
	5	3	6S-4039	1	GROMMET						
	6	1,3	197-6660	2	BRACKET AS						
		1,3	157-8957	1	BLOCK						
	7	1,3	197-7863	2	BRACKET AS						
M		1,3	9R-2613	1	BOSS-WELD (M10X1.5X25-MM)						
	8	3	224-3952	2	PLATE						
	9	3	224-4416	1	BRACKET AS						
	10	3	224-4417	1	BRACKET AS						
	11	3	243-5929	1	GUARD AS						
	12	2	243-5932	1	PLATE AS						
	13	1	255-0614	1	PLATE AS						
M		1	8T-3490	1	NUT-WELD (M10X1.5-THD)						
Y	14	3	259-2407	1	VALVE & LINES GP-LUBRICATION (C-PIN, LINK PINS, TILT CYL PIN)						1195
Y	15	3	259-2408	1	VALVE & LINES GP-LUBRICATION (BUCKET PINS-B, C)						1200
	16	2	259-2409	1	GUARD						
	17	3	259-2410	1	GUARD						
	18	3	259-2411	2	GUARD AS						
	19	2	259-2415	2	TUBE AS						
	20	3	259-2416	1	TUBE AS						
	21	1	259-2417	1	TUBE AS						
	22	2	3B-6552	1	ELBOW-PIPE						
	23	1	3B-7721	2	BUSHING-REDUCER						
	24	1,3	4D-7794	4	CLIP						
	25	1,2,3	4K-3026	11	EXTENSION						
	26	1,2,3	4M-8973	11	ELBOW						
	27	1	4S-1962	1	CLIP						
M	28	3	5C-2890	2	NUT (M6X1-THD)						
	29	1,2,3	5P-1076	24	WASHER-HARD (13.5X30X4-MM THK)						
	30	3	5P-9297	1	CLIP						
M	31	3	7X-2534	4	BOLT (M6X1X50-MM)						
	32	3	8L-5008	5	ELBOW-PIPE						
	33	1,3	8M-2772	2	CLIP						
	34	1,3	8M-2773	5	CLIP						
	35	1,3	8T-4121	23	WASHER-HARD (11X21X2.5-MM THK)						
M	36	3	8T-4133	1	NUT (M10X1.5-THD)						
M	37	1,3	8T-4136	9	BOLT (M10X1.5X25-MM)						
M	38	1,3	8T-4137	12	BOLT (M10X1.5X20-MM)						
M	39	1,2,3	8T-4139	18	BOLT (M12X1.75X30-MM)						
M	40	2	8T-4192	1	BOLT (M12X1.75X25-MM)						
M	41	3	8T-4195	1	BOLT (M10X1.5X30-MM)						
	42	2	8T-4223	1	WASHER-HARD (13.5X25.5X3-MM THK)						
M	43	3	8T-4956	6	BOLT (M12X1.75X35-MM)						
	44	3	9X-8256	6	WASHER (6.6X12X2-MM THK)						
	45	1,3	7I-1024	243	GUARD-HOSE						

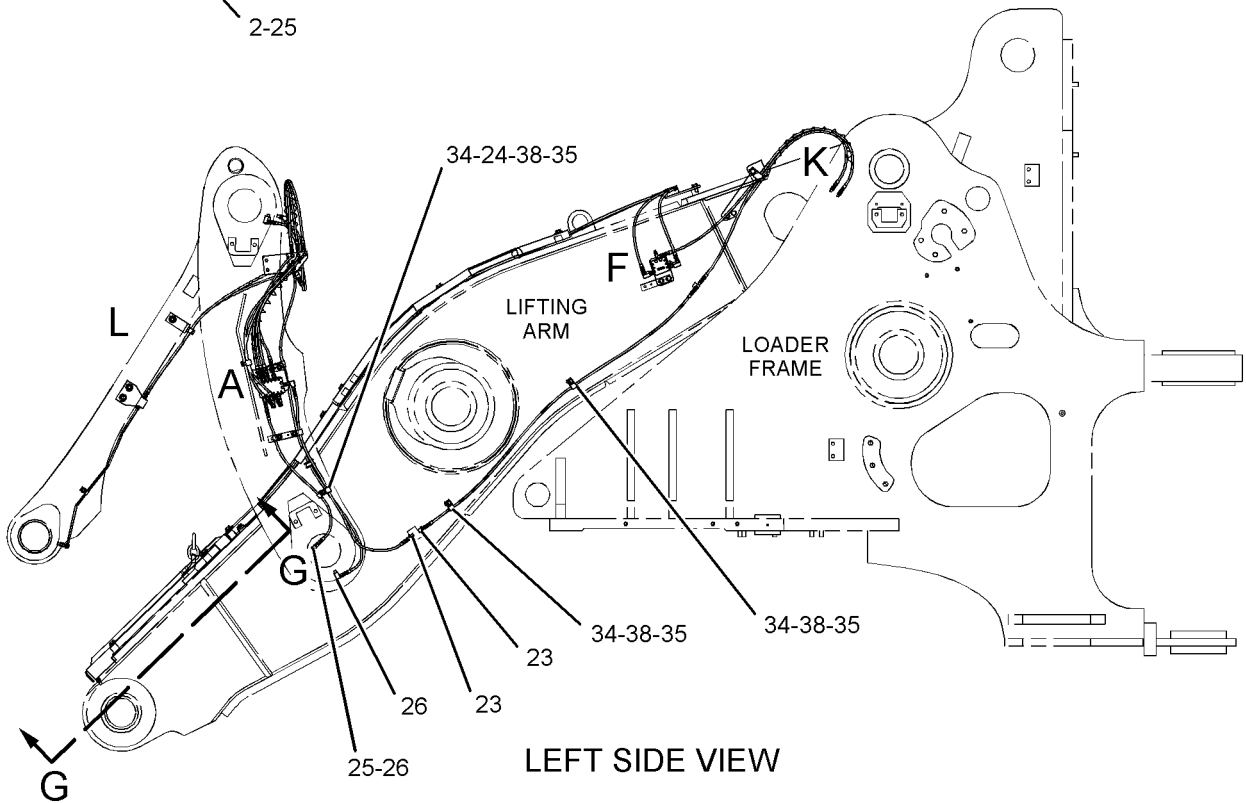
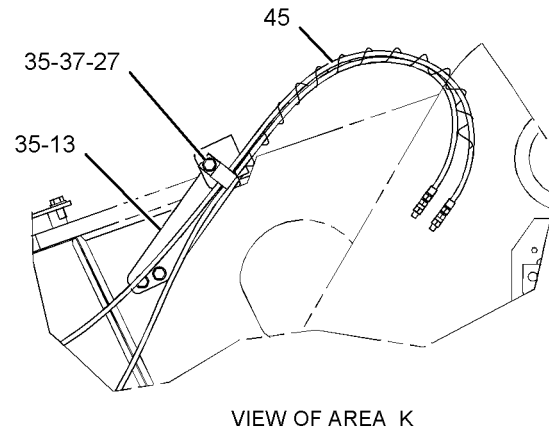
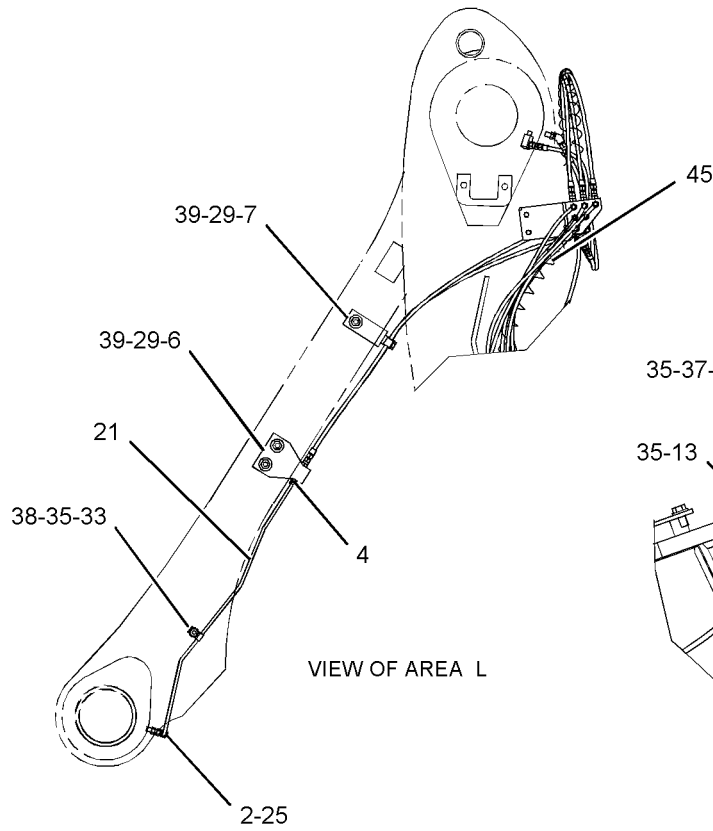
M-METRIC PART
Y-SEPARATE ILLUSTRATION

FRAME AND BODY

259-2406 LINES GP-AUTOMATIC LUBRICATION (contd.)

i02225024

REFER TO ALL ILLUSTRATIONS OF THIS GROUP FOR AUXILIARY VIEWS



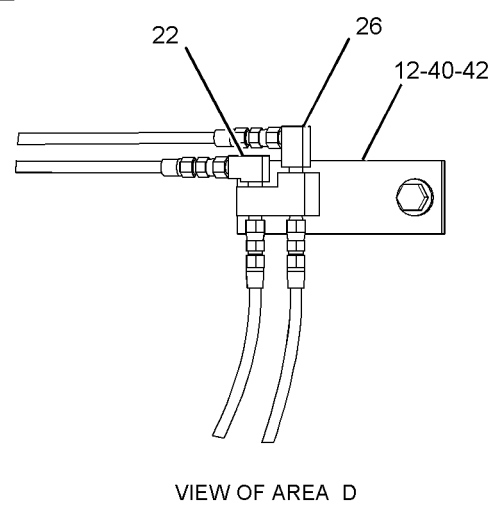
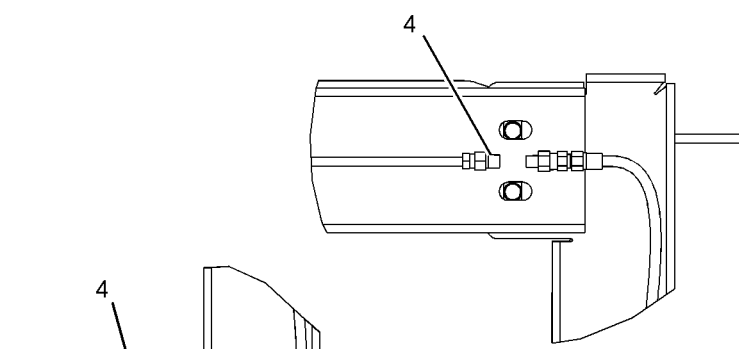
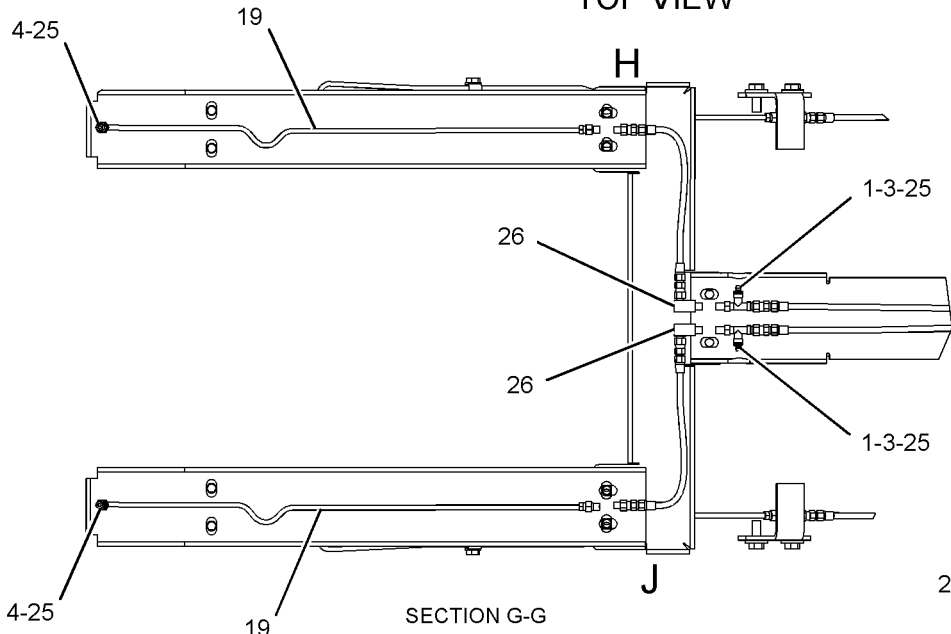
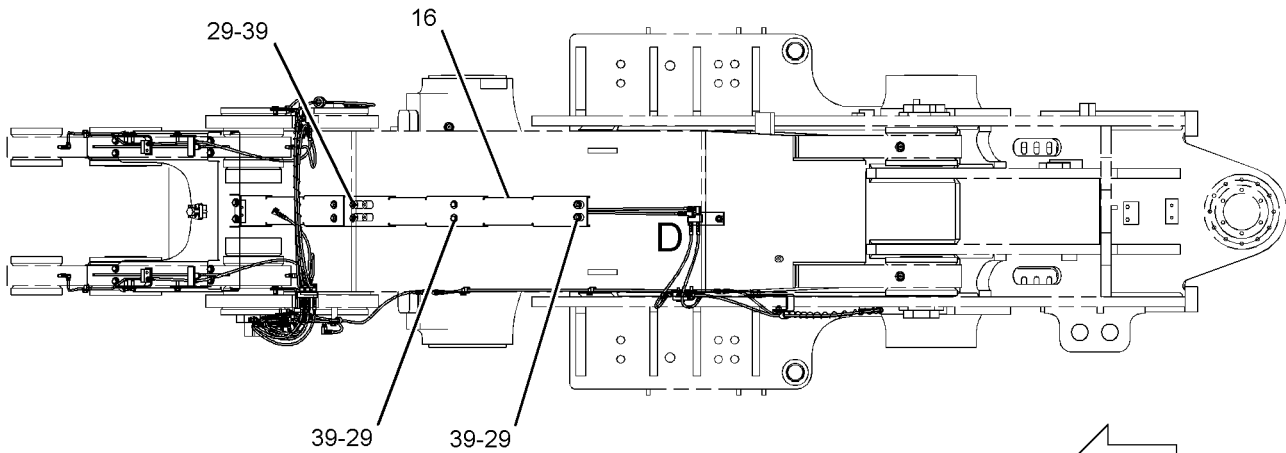
GRAPHIC #1

g01128500

FRAME AND BODY

259-2406 LINES GP-AUTOMATIC LUBRICATION (contd.)

i02225024



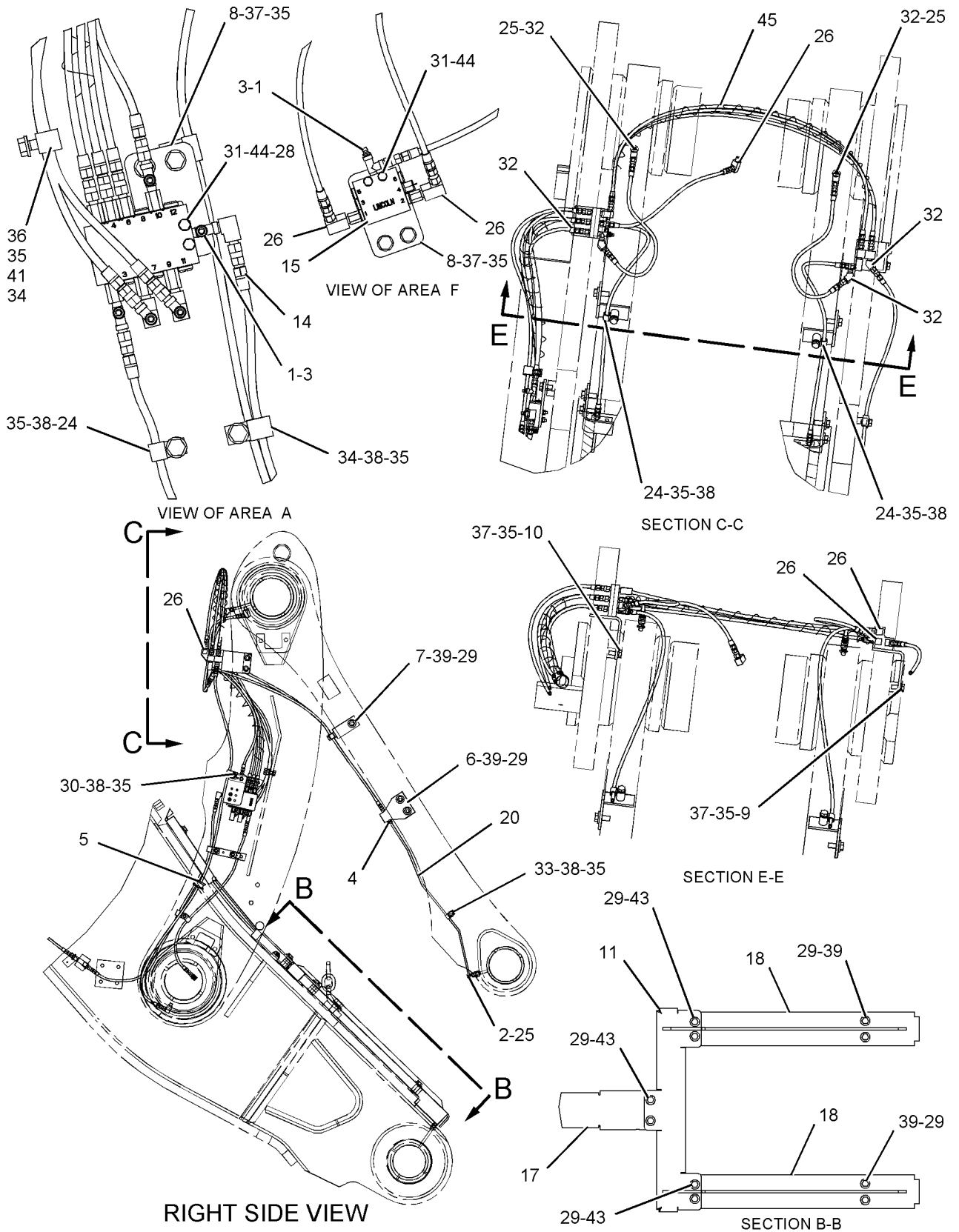
GRAPHIC #2

g01128502

FRAME AND BODY

259-2406 LINES GP-AUTOMATIC LUBRICATION (contd.)

i02225024



GRAPHIC #3

<END>

g01128503

FRAME AND BODY

259-2406 LINES GP-AUTOMATIC LUBRICATION- BOOM, TILT LINKS

S/N: BXY343-UP

PART OF 259-2405 LUBRICATION AR-AUTOMATIC
AN ATTACHMENT

SMCS-7510, 7540

i02330915

NOTE	REF NO	GRAPHIC REF	PART NUMBER	QTY	PART NAME						SEE PAGE
					1	2	3	4	5	6 (PRODUCT LEVEL)	
	1	2,3	3B-8489	4	FITTING-GREASE						
	2	1,3	5K-9243	2	ELBOW-FLARED						
	3	2,3	5P-3422	4	TEE-PIPE						
	4	1,2,3	6L-3616	6	CONNECTOR						
	5	3	6S-4039	1	GROMMET						
	6	1,3	197-6660	2	BRACKET AS						
		1,3	157-8957	1	BLOCK						
	7	1,3	197-7863	2	BRACKET AS						
M		1,3	9R-2613	1	BOSS-WELD (M10X1.5X25-MM)						
	8	3	224-3952	2	PLATE						
	9	3	224-4416	1	BRACKET AS						
	10	3	224-4417	1	BRACKET AS						
	11	2	243-5932	1	PLATE AS						
	12	1	255-0614	1	PLATE AS						
M		1	8T-3490	1	NUT-WELD (M10X1.5-THD)						
Y	13	3	259-2407	1	VALVE & LINES GP-LUBRICATION (C-PIN, LINK PINS, TILT CYL PIN)						1195
Y	14	3	259-2408	1	VALVE & LINES GP-LUBRICATION (BUCKET PINS-B, C)						1200
	15	2	259-2409	1	GUARD						
	16	3	259-2410	1	GUARD						
	17	3	259-2411	2	GUARD AS						
	18	2	259-2415	2	TUBE AS						
	19	3	259-2416	1	TUBE AS						
	20	1	259-2417	1	TUBE AS						
C	21	3	259-2467	1	GUARD (AUTOMATIC LUBRICATION)						
	22	2	3B-6552	1	ELBOW-PIPE						
	23	1	3B-7721	2	BUSHING-REDUCER						
	24	1,3	4D-7794	4	CLIP						
C	25	1,2,3	4K-3026	7	EXTENSION						
	26	1,2,3	4M-8973	11	ELBOW						
	27	1	4S-1962	1	CLIP						
M	28	3	5C-2890	2	NUT (M6X1-THD)						
	29	1,2,3	5P-1076	24	WASHER-HARD (13.5X30X4-MM THK)						
C	30	3	5P-9297	2	CLIP						
C	31	1,3	6K-6967	2	ADAPTER-PIPE						
M	32	3	7X-2534	4	BOLT (M6X1X50-MM)						
	33	3	8L-5008	5	ELBOW-PIPE						
	34	1,3	8M-2772	2	CLIP						
	35	1,3	8M-2773	5	CLIP						
C	36	1,3	8T-4121	24	WASHER-HARD (11X21X2.5-MM THK)						
M	37	3	8T-4133	1	NUT (M10X1.5-THD)						
M	38	1,3	8T-4136	9	BOLT (M10X1.5X25-MM)						
CM	39	1,3	8T-4137	13	BOLT (M10X1.5X20-MM)						
M	40	1,2,3	8T-4139	18	BOLT (M12X1.75X30-MM)						
M	41	2	8T-4192	1	BOLT (M12X1.75X25-MM)						
M	42	3	8T-4195	1	BOLT (M10X1.5X30-MM)						
	43	2	8T-4223	1	WASHER-HARD (13.5X25.5X3-MM THK)						
M	44	3	8T-4956	6	BOLT (M12X1.75X35-MM)						
	45	3	9X-8256	6	WASHER (6.6X12X2-MM THK)						
E	46	1	7I-1024		GUARD-HOSE (50-CM)						
E	46A	1	7I-1024		GUARD-HOSE (97-CM)						
E	46B	3	7I-1024		GUARD-HOSE (96-CM)						

FRAME AND BODY

259-2406 LINES GP-AUTOMATIC LUBRICATION (contd.)

i02330915

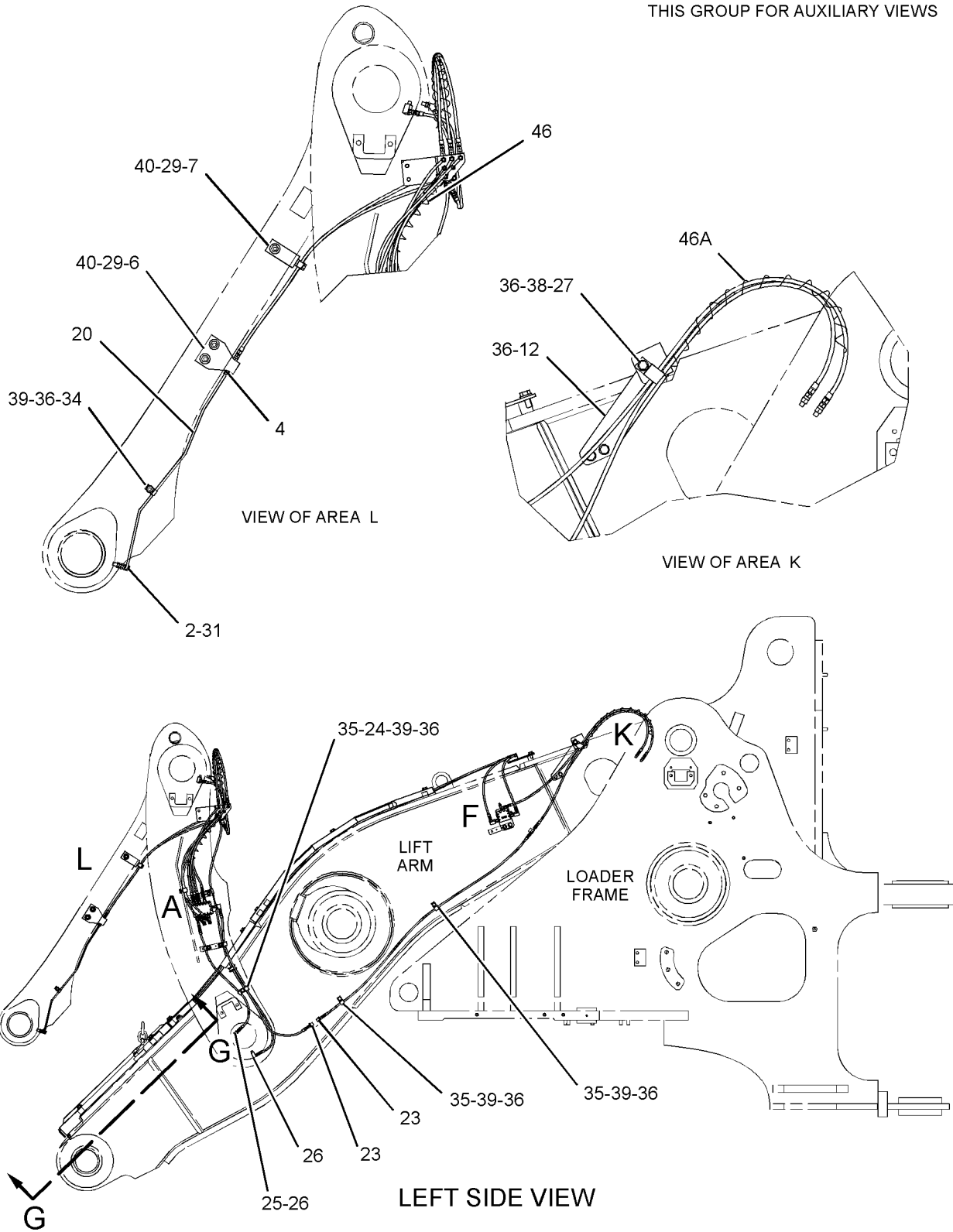
C- CHANGE FROM PREVIOUS TYPE
E- ORDER BY THE CENTIMETER
M- METRIC PART
Y- SEPARATE ILLUSTRATION

FRAME AND BODY

259-2406 LINES GP-AUTOMATIC LUBRICATION (contd.)

i02330915

REFER TO ALL ILLUSTRATIONS OF THIS GROUP FOR AUXILIARY VIEWS



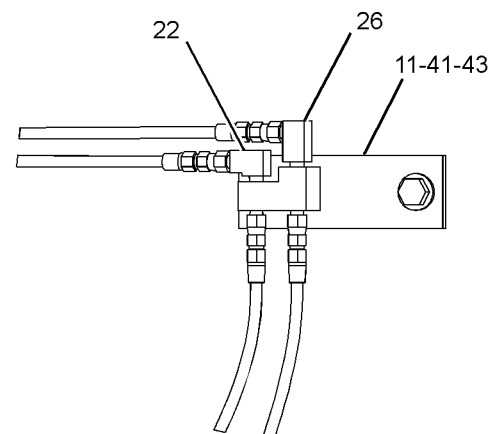
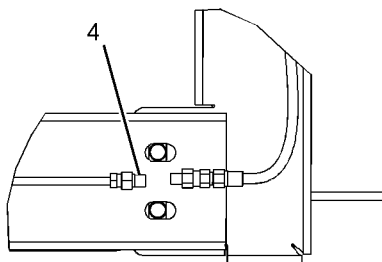
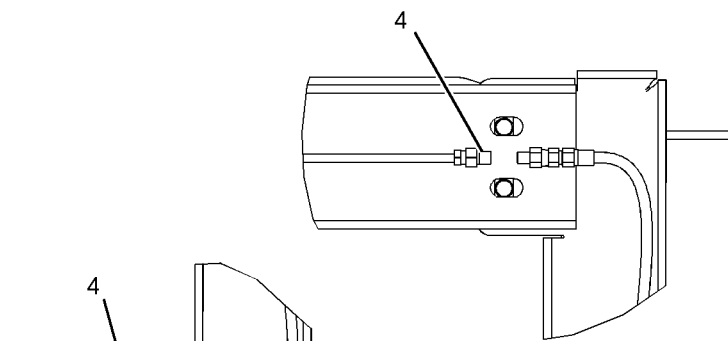
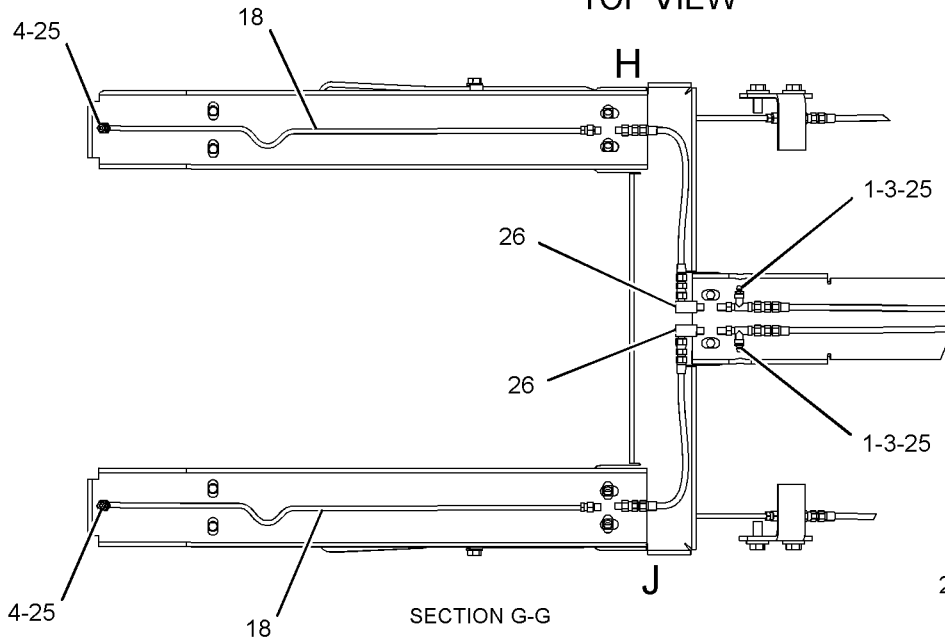
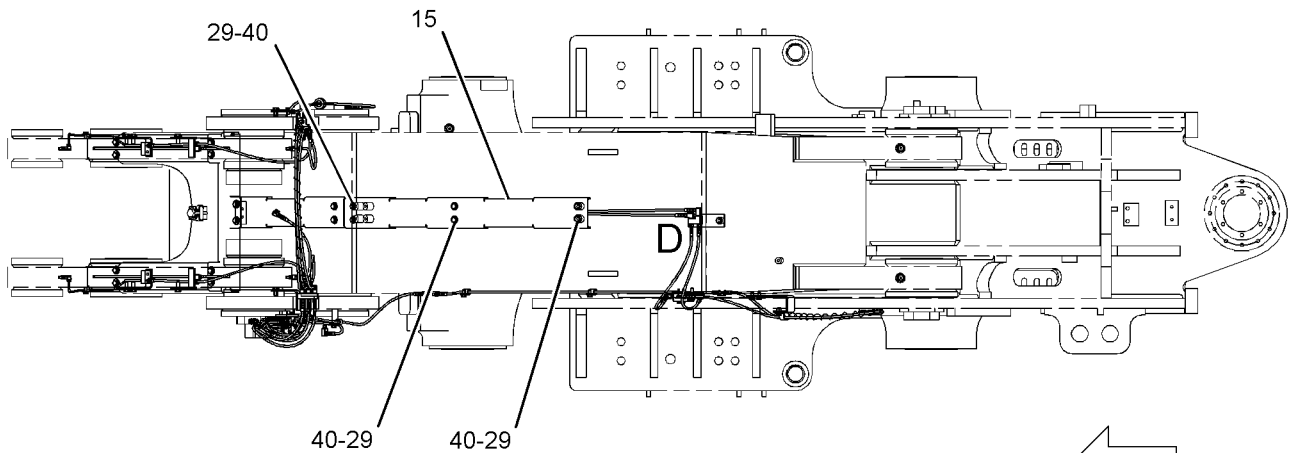
GRAPHIC #1

g01191096

FRAME AND BODY

259-2406 LINES GP-AUTOMATIC LUBRICATION (contd.)

i02330915



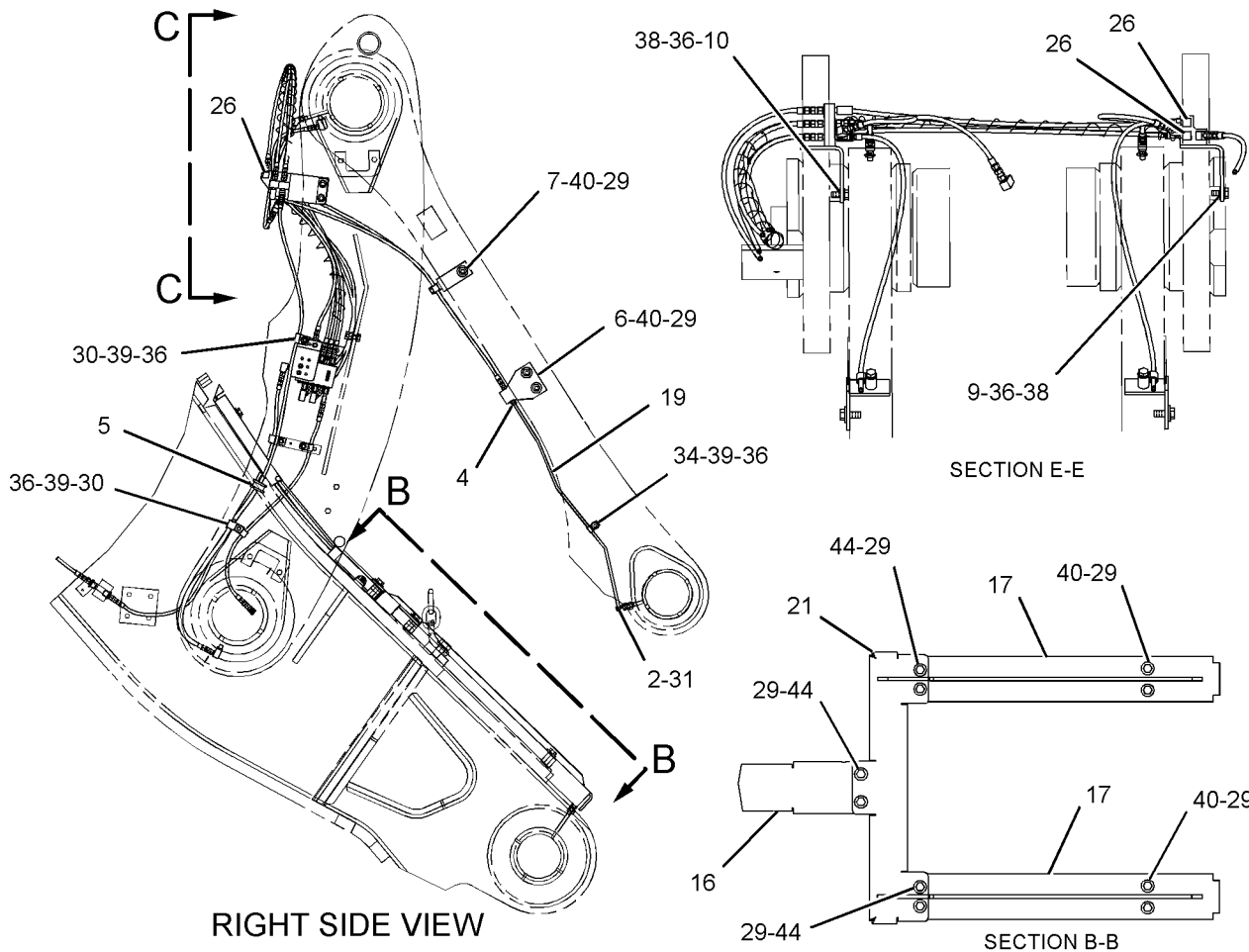
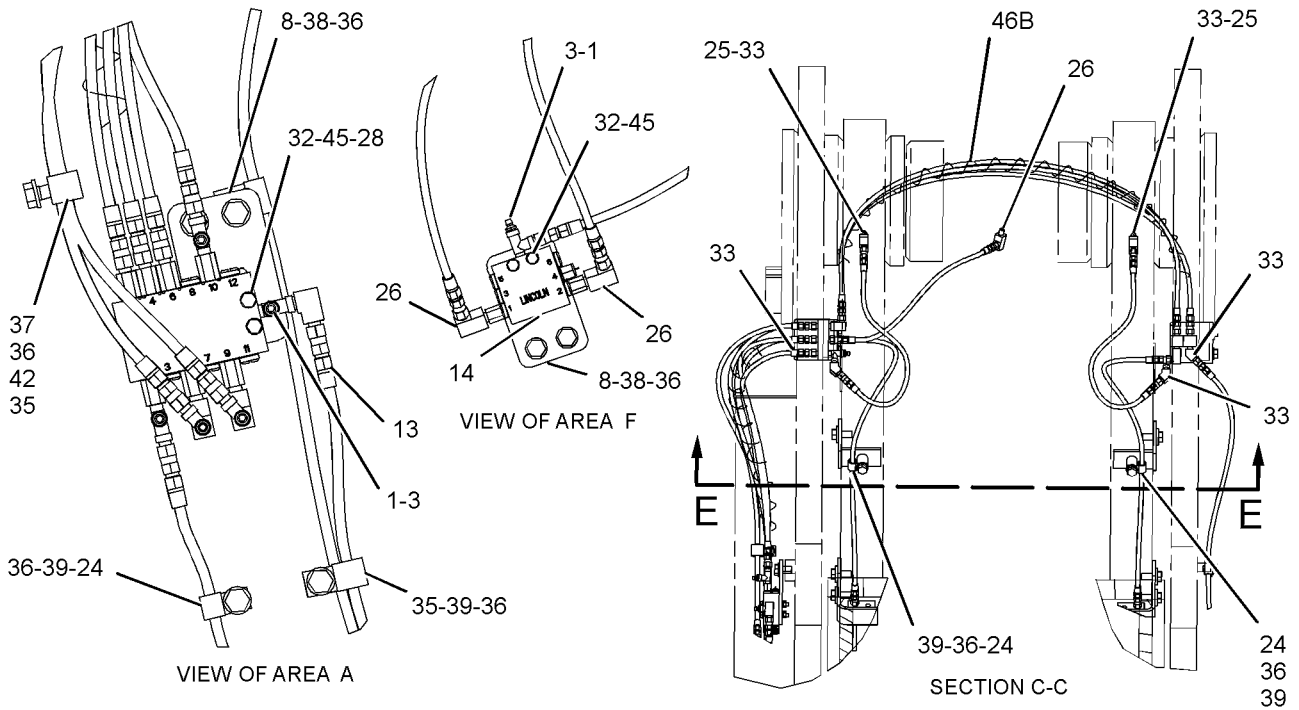
GRAPHIC #2

g01191097

FRAME AND BODY

259-2406 LINES GP-AUTOMATIC LUBRICATION (contd.)

i02330915



GRAPHIC #3

<END>

g01191098

FRAME AND BODY

259-2406 LINES GP-AUTOMATIC LUBRICATION- BOOM, TILT LINKS

S/N: BXY343-1200

PART OF 259-2405 LUBRICATION AR-AUTOMATIC
AN ATTACHMENT

SMCS-7510, 7540

i02457418

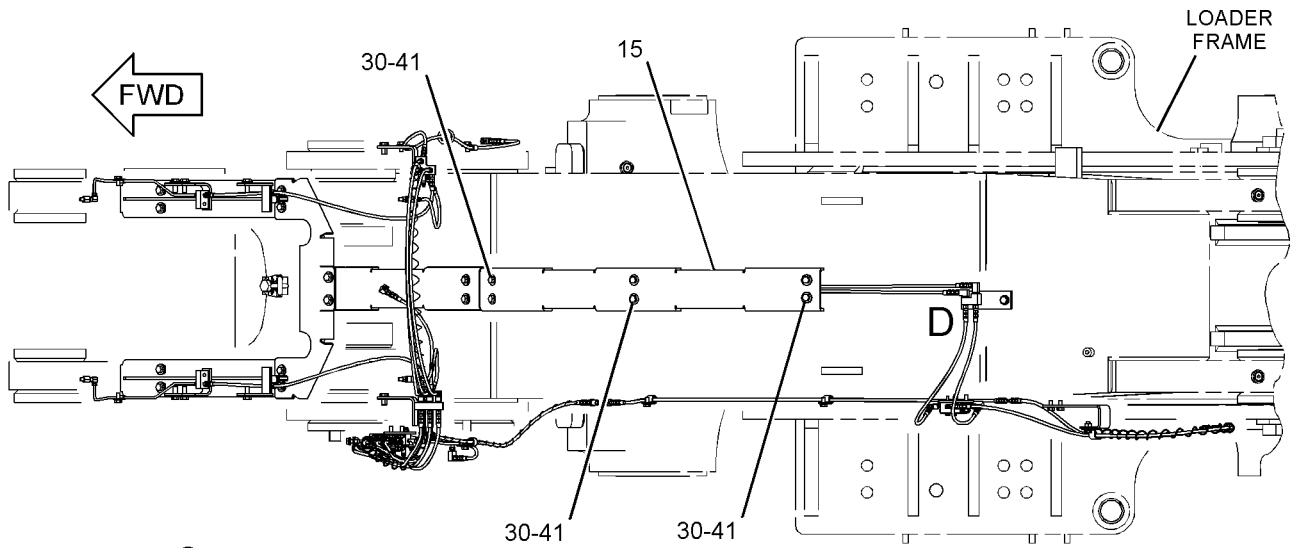
NOTE	REF NO	GRAPHIC REF	PART NUMBER	QTY	PART NAME						SEE PAGE
					1	2	3	4	5	6 (PRODUCT LEVEL)	
	1	2	3B-8489	4	FITTING-GREASE						
	2	1,3	5K-9243	2	ELBOW-FLARED						
	3	2	5P-3422	4	TEE-PIPE						
	4	1,2,3	6L-3616	6	CONNECTOR						
	5	1	6S-4039	1	GROMMET						
	6	1,3	197-6660	2	BRACKET AS						
	7	1,3	197-7863	2	BRACKET AS						
	8	2	224-3952	2	PLATE						
	9	3	224-4416	1	BRACKET AS						
	10	3	224-4417	1	BRACKET AS						
	11	1	243-5932	1	PLATE AS						
	12	2	255-0614	1	PLATE AS						
M		2	8T-3490	1	NUT-WELD (M10X1.5-THD)						
Y	13	2	259-2407	1	VALVE & LINES GP-LUBRICATION (C-PIN, LINK PINS, TILT CYL PIN)						1195
Y	14	2	259-2408	1	VALVE & LINES GP-LUBRICATION (BUCKET PINS-B, C)						1200
	15	1	259-2409	1	GUARD						
	16	1	259-2410	1	GUARD						
	17	1	259-2411	2	GUARD AS						
	18	2	259-2415	2	TUBE AS						
	19	1	259-2416	1	TUBE AS						
	20	3	259-2417	1	TUBE AS						
	21	1	259-2467	1	GUARD (AUTOMATIC LUBRICATION)						
	22	1	3B-6552	1	ELBOW-PIPE						
	23	2	3B-7721	2	BUSHING-REDUCER						
C	24	2	3B-7896	2	ELBOW-STREET						
	25	2,3	4D-7794	4	CLIP						
	26	2,3	4K-3026	7	EXTENSION						
	27	1,2,3	4M-8973	11	ELBOW						
	28	2	4S-1962	1	CLIP						
M	29	2	5C-2890	2	NUT (M6X1-THD)						
	30	1,3	5P-1076	24	WASHER-HARD (13.5X30X4-MM THK)						
	31	1	5P-9297	2	CLIP						
	32	1,3	6K-6967	2	ADAPTER-PIPE						
M	33	2	7X-2534	4	BOLT (M6X1X50-MM)						
	34	3	8L-5008	5	ELBOW-PIPE						
	35	1,3	8M-2772	2	CLIP						
	36	2	8M-2773	5	CLIP						
	37	1,2,3	8T-4121	24	WASHER-HARD (11X21X2.5-MM THK)						
M	38	2	8T-4133	1	NUT (M10X1.5-THD)						
M	39	2,3	8T-4136	9	BOLT (M10X1.5X25-MM)						
M	40	1,2,3	8T-4137	13	BOLT (M10X1.5X20-MM)						
M	41	1,3	8T-4139	18	BOLT (M12X1.75X30-MM)						
M	42	1	8T-4192	1	BOLT (M12X1.75X25-MM)						
M	43	2	8T-4195	1	BOLT (M10X1.5X30-MM)						
	44	1	8T-4223	1	WASHER-HARD (13.5X25.5X3-MM THK)						
M	45	1	8T-4956	6	BOLT (M12X1.75X35-MM)						
	46	2	9X-8256	6	WASHER (6.6X12X2-MM THK)						
E	47	2	7I-1024		GUARD-HOSE (49.5-CM)						
E	47A	2,3	7I-1024		GUARD-HOSE (96.5-CM EACH)						

C-CHANGE FROM PREVIOUS TYPE
E-ORDER BY THE CENTIMETER
M-METRIC PART
Y-SEPARATE ILLUSTRATION

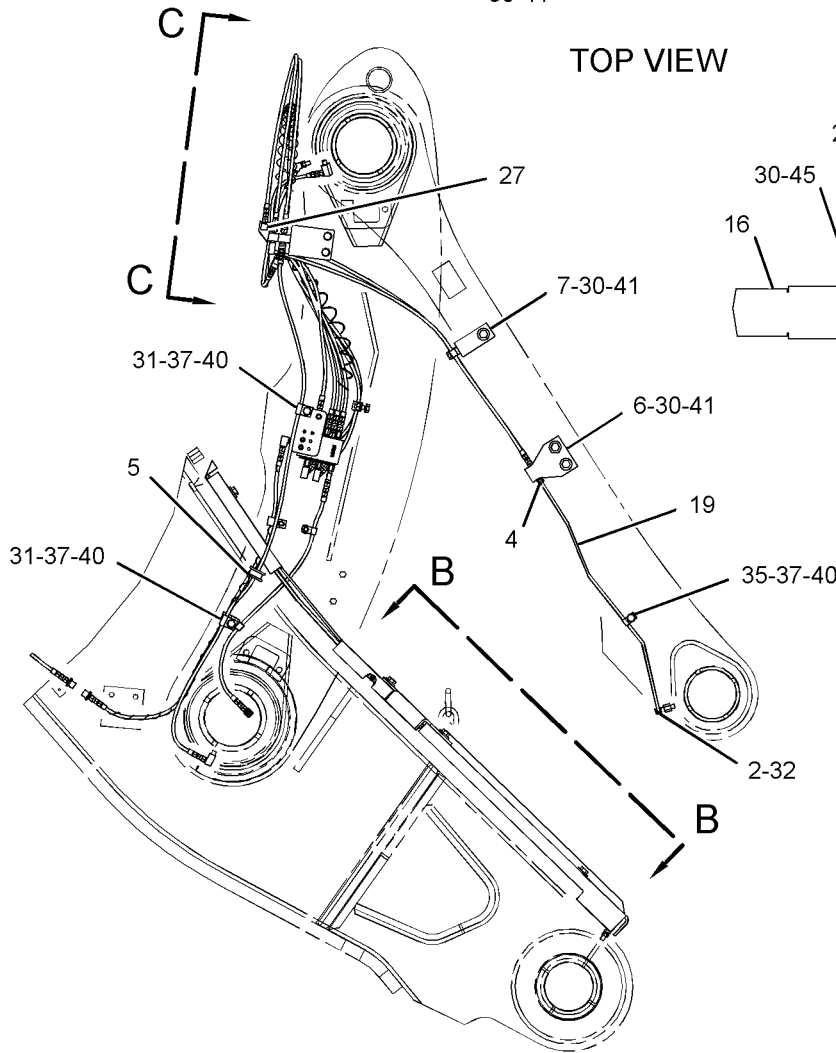
FRAME AND BODY

259-2406 LINES GP-AUTOMATIC LUBRICATION (contd.)

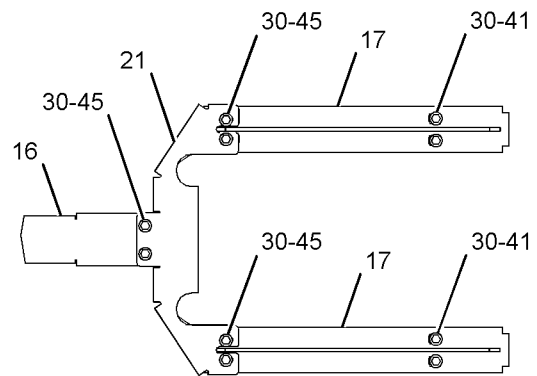
i02457418



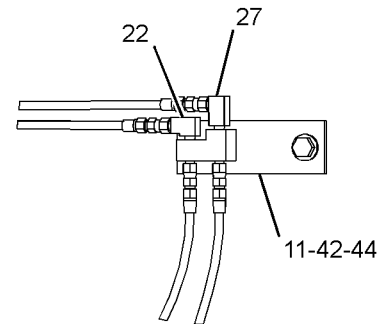
TOP VIEW



RIGHT SIDE VIEW



SECTION B-B



VIEW OF AREA D

REFER TO ALL ILLUSTRATIONS OF THIS GROUP FOR AUXILIARY VIEWS

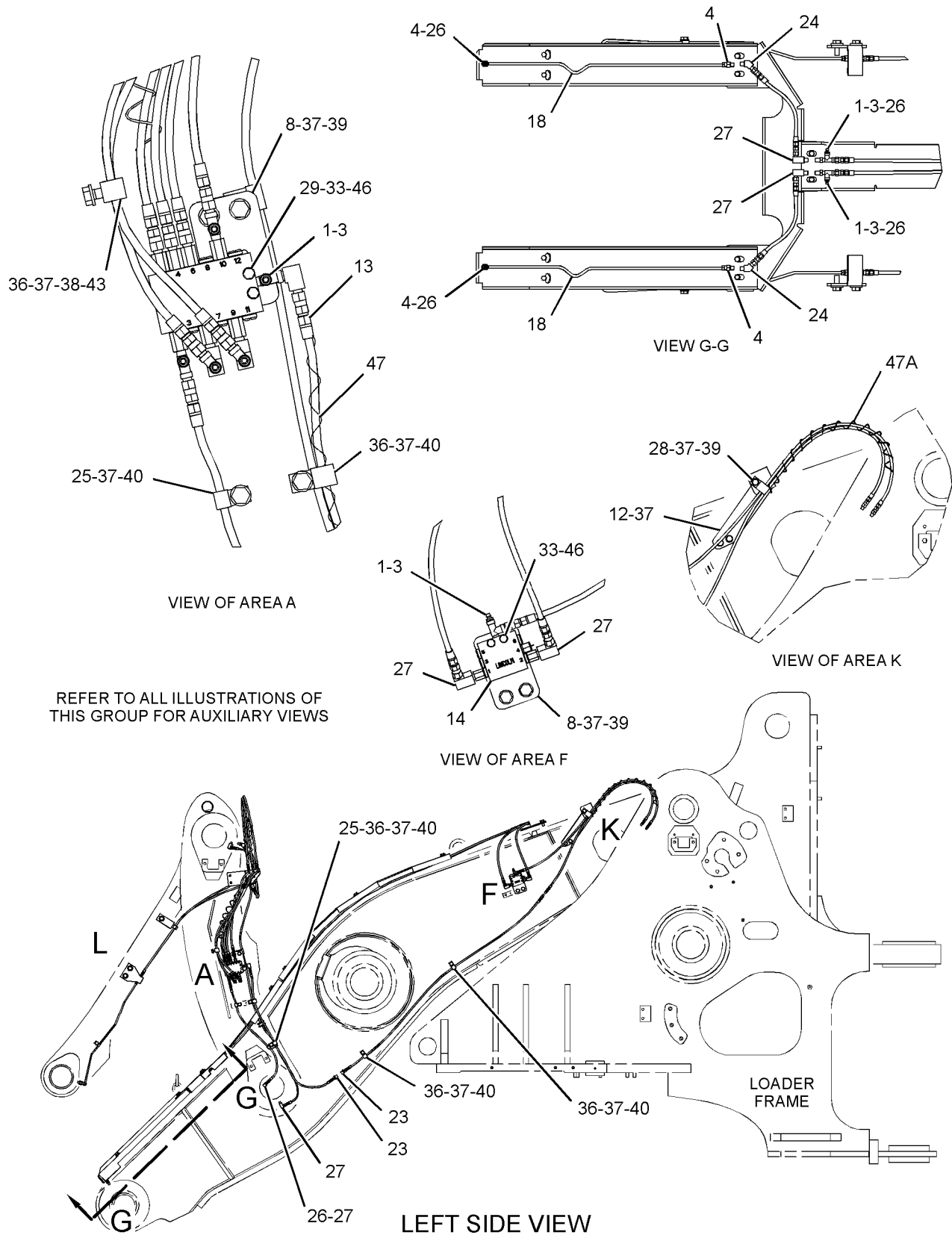
GRAPHIC #1

g01231262

FRAME AND BODY

259-2406 LINES GP-AUTOMATIC LUBRICATION (contd.)

i02457418



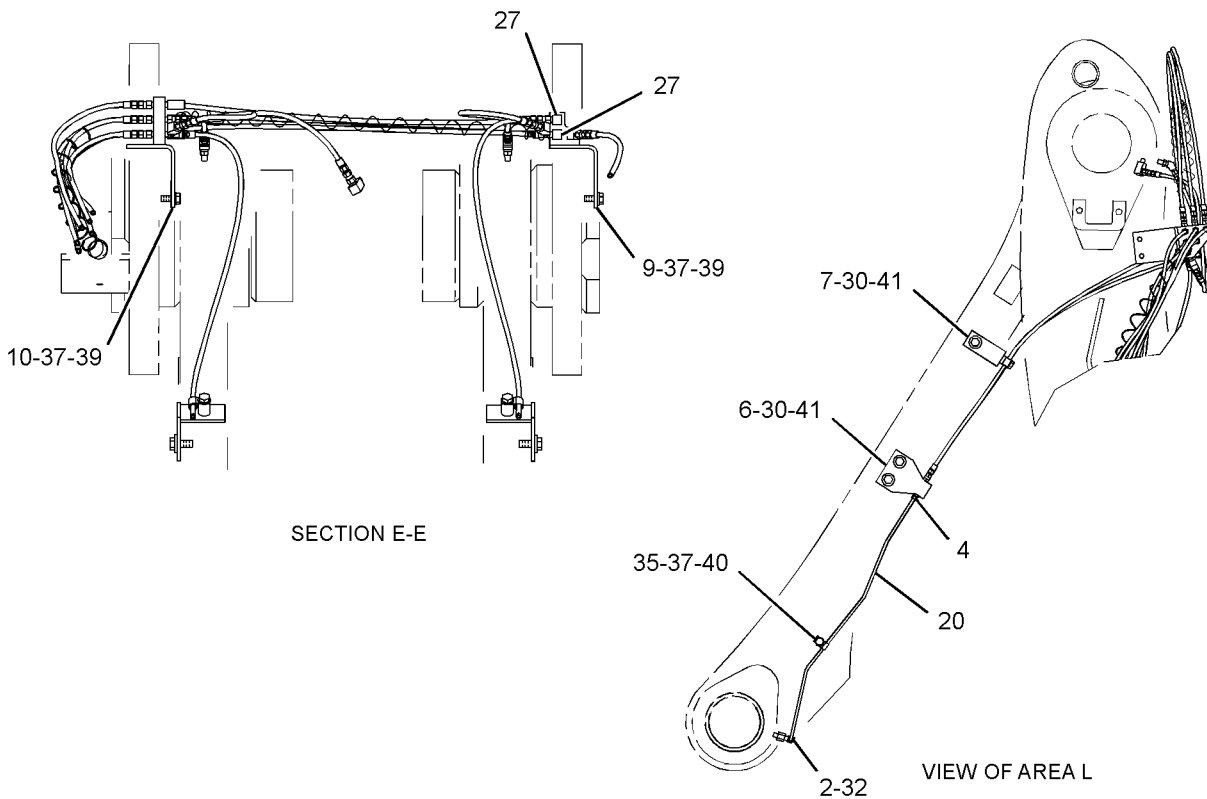
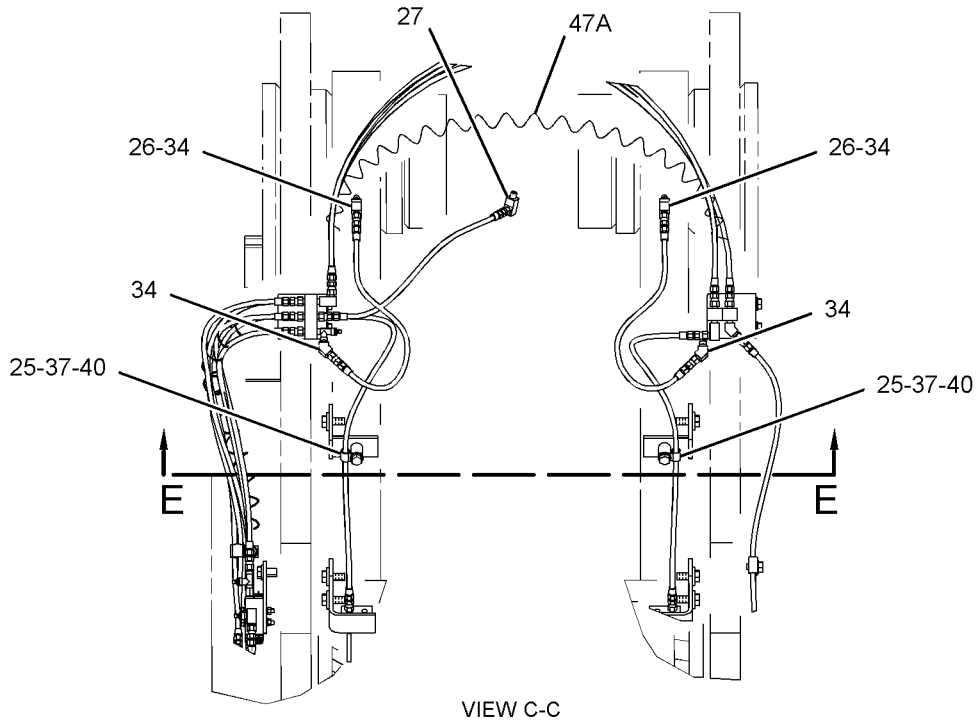
GRAPHIC #2

g01231263

FRAME AND BODY

259-2406 LINES GP-AUTOMATIC LUBRICATION (contd.)

i02457418



GRAPHIC #3

<END>

g01231264

FRAME AND BODY

259-2406 LINES GP-AUTOMATIC LUBRICATION- BOOM, TILT LINKS

S/N: BXY1201-1899

PART OF 259-2405 LUBRICATION AR-AUTOMATIC
AN ATTACHMENT

SMCS-7510, 7540

i02746758

NOTE	REF NO	GRAPHIC REF	PART NUMBER	QTY	PART NAME						SEE PAGE
					1	2	3	4	5	6 (PRODUCT LEVEL)	
C	1	2,3	3B-8489	6	FITTING-GREASE						
	2	1,2	5K-9243	2	ELBOW-FLARED						
C	3	2,3	5P-3422	6	TEE-PIPE						
	4	1,2,3	6L-3616	6	CONNECTOR						
	5	1	6S-4039	1	GROMMET						
	6	1,2	197-6660	2	BRACKET AS						
	7	1,2	197-7863	2	BRACKET AS						
	8	3	224-3952	2	PLATE						
	9	3	224-4416	1	BRACKET AS						
	10	3	224-4417	1	BRACKET AS						
	11	1	243-5932	1	PLATE AS						
	12	2	255-0614	1	PLATE AS						
M		2	8T-3490	1	NUT-WELD (M10X1.5-THD)						
Y	13	3	259-2407	1	VALVE & LINES GP-LUBRICATION (C-PIN, LINK PINS, TILT CYL PIN)						1195
Y	14	3	259-2408	1	VALVE & LINES GP-LUBRICATION (BUCKET PINS-B, C)						1200
	15	1	259-2409	1	GUARD						
	16	1	259-2410	1	GUARD						
	17	1	259-2411	2	GUARD AS						
	18	3	259-2415	2	TUBE AS						
	19	1	259-2416	1	TUBE AS						
	20	2	259-2417	1	TUBE AS						
	21	1	259-2467	1	GUARD (AUTOMATIC LUBRICATION)						
	22	1	3B-6552	1	ELBOW-PIPE						
	23	2	3B-7721	2	BUSHING-REDUCER						
	24	3	3B-7896	2	ELBOW-STREET						
	25	2,3	4D-7794	4	CLIP						
	26	2,3	4K-3026	7	EXTENSION						
	27	1,2,3	4M-8973	11	ELBOW						
	28	2	4S-1962	1	CLIP						
M	29	3	5C-2890	2	NUT (M6X1-THD)						
	30	1,2	5P-1076	24	WASHER-HARD (13.5X30X4-MM THK)						
	31	1	5P-9297	2	CLIP						
	32	1,2	6K-6967	2	ADAPTER-PIPE						
M	33	3	7X-2534	4	BOLT (M6X1X50-MM)						
CM	34	1	7X-2621	1	BOLT (M10X1.5X12-MM)						
C	35	2	8L-5008	6	ELBOW-PIPE						
	36	1,2	8M-2772	2	CLIP						
	37	2,3	8M-2773	5	CLIP						
	38	1,2,3	8T-4121	24	WASHER-HARD (11X21X2.5-MM THK)						
M	39	3	8T-4133	1	NUT (M10X1.5-THD)						
M	40	2,3	8T-4136	9	BOLT (M10X1.5X25-MM)						
CM	41	1,2,3	8T-4137	12	BOLT (M10X1.5X20-MM)						
M	42	1,2	8T-4139	18	BOLT (M12X1.75X30-MM)						
M	43	1	8T-4192	1	BOLT (M12X1.75X25-MM)						
M	44	3	8T-4195	1	BOLT (M10X1.5X30-MM)						
	45	1	8T-4223	1	WASHER-HARD (13.5X25.5X3-MM THK)						
M	46	1	8T-4956	6	BOLT (M12X1.75X35-MM)						
	47	3	9X-8256	6	WASHER (6.6X12X2-MM THK)						
E	48	2	7I-1024		GUARD-HOSE (49.5-CM)						
E	48A	2	7I-1024		GUARD-HOSE (96.5-CM EACH)						

FRAME AND BODY

259-2406 LINES GP-AUTOMATIC LUBRICATION (contd.)

i02746758

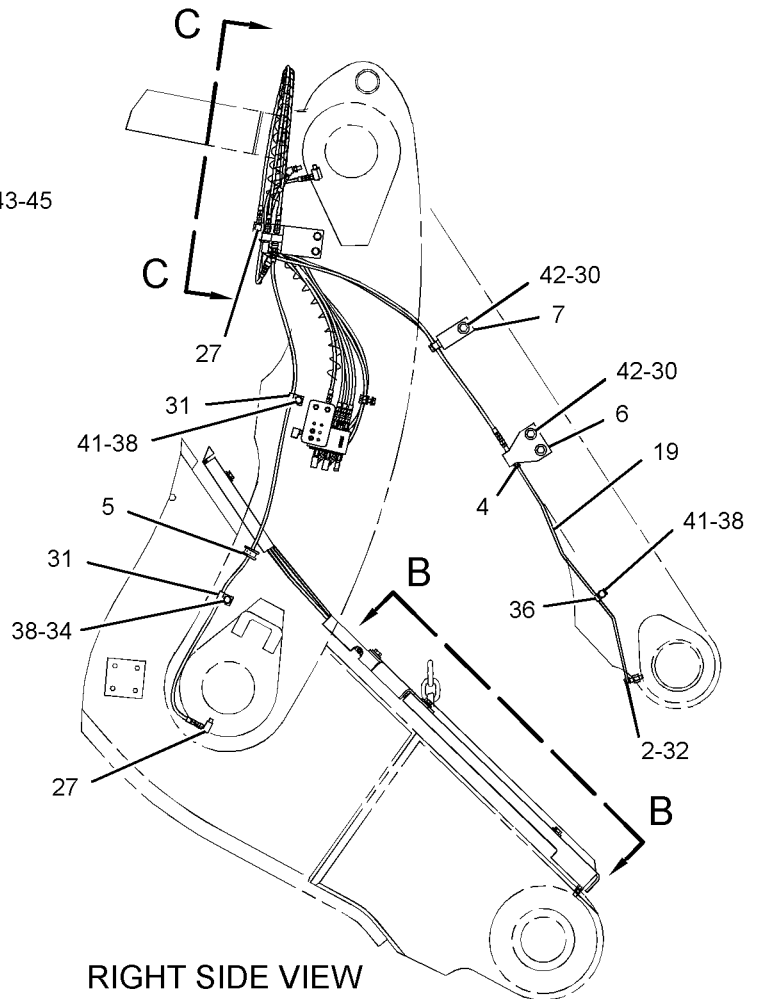
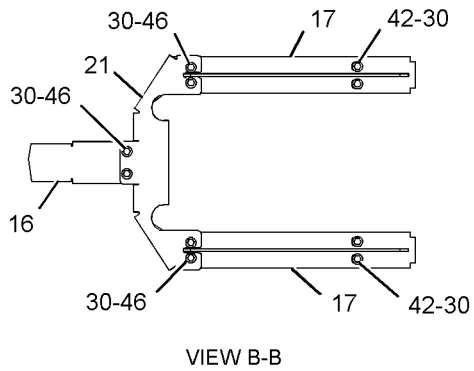
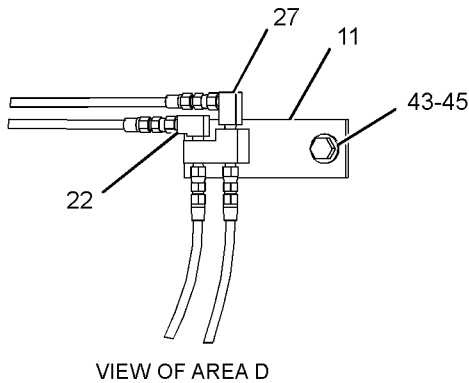
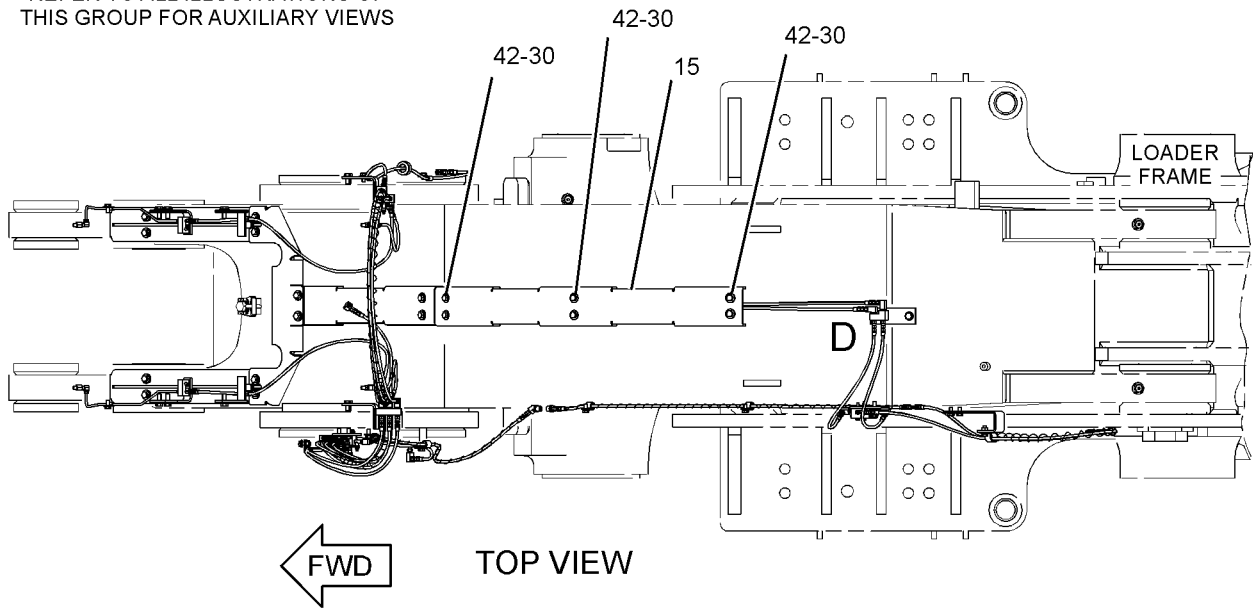
C- CHANGE FROM PREVIOUS TYPE
E- ORDER BY THE CENTIMETER
M- METRIC PART
Y- SEPARATE ILLUSTRATION

FRAME AND BODY

259-2406 LINES GP-AUTOMATIC LUBRICATION (contd.)

i02746758

REFER TO ALL ILLUSTRATIONS OF THIS GROUP FOR AUXILIARY VIEWS



GRAPHIC #1

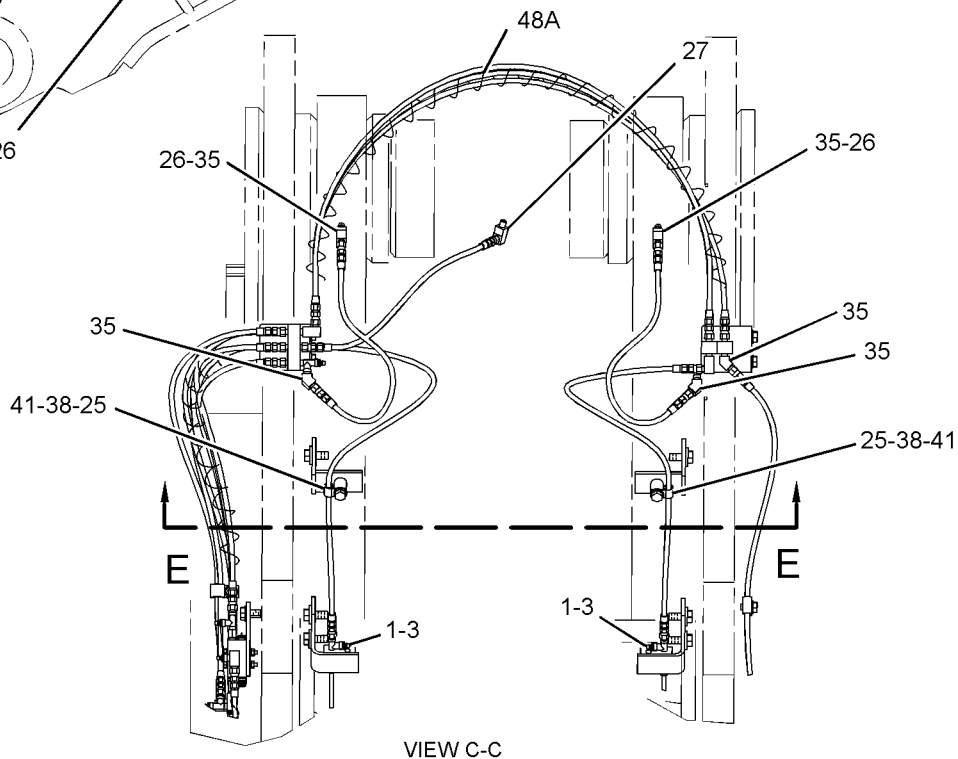
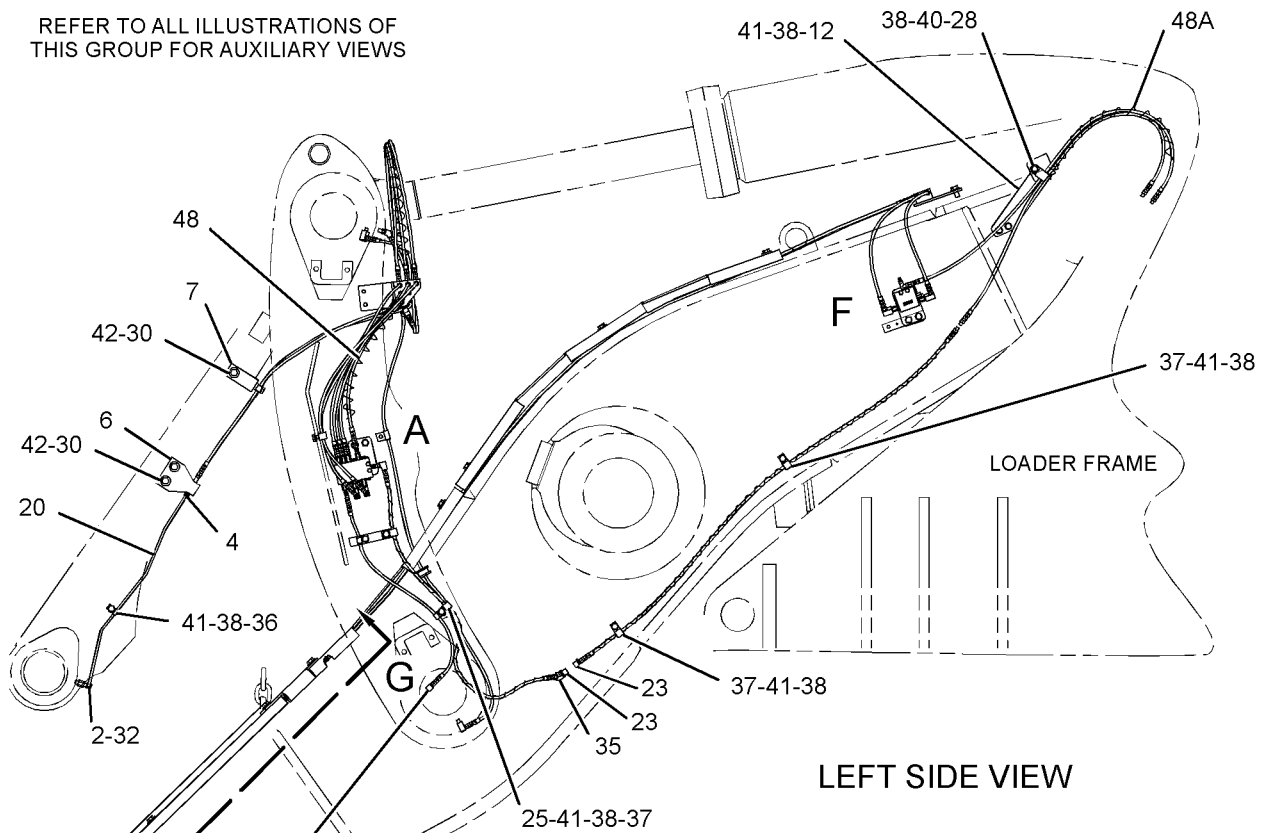
g01336720

FRAME AND BODY

259-2406 LINES GP-AUTOMATIC LUBRICATION (contd.)

i02746758

REFER TO ALL ILLUSTRATIONS OF THIS GROUP FOR AUXILIARY VIEWS



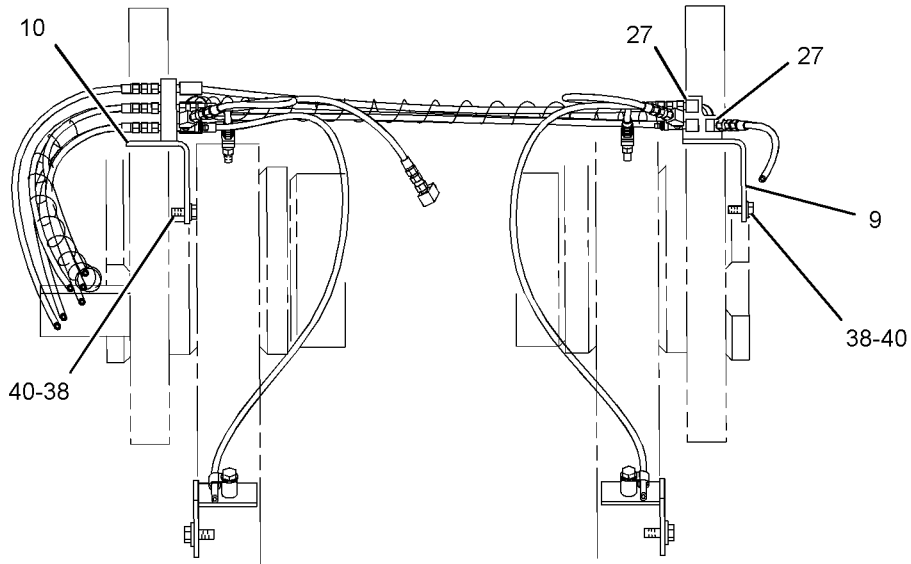
GRAPHIC #2

g01336724

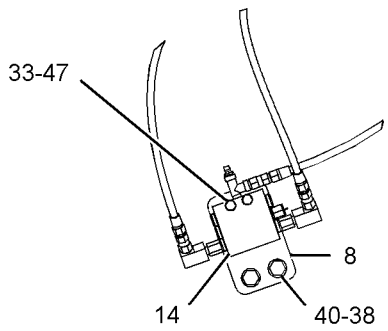
FRAME AND BODY

259-2406 LINES GP-AUTOMATIC LUBRICATION (contd.)

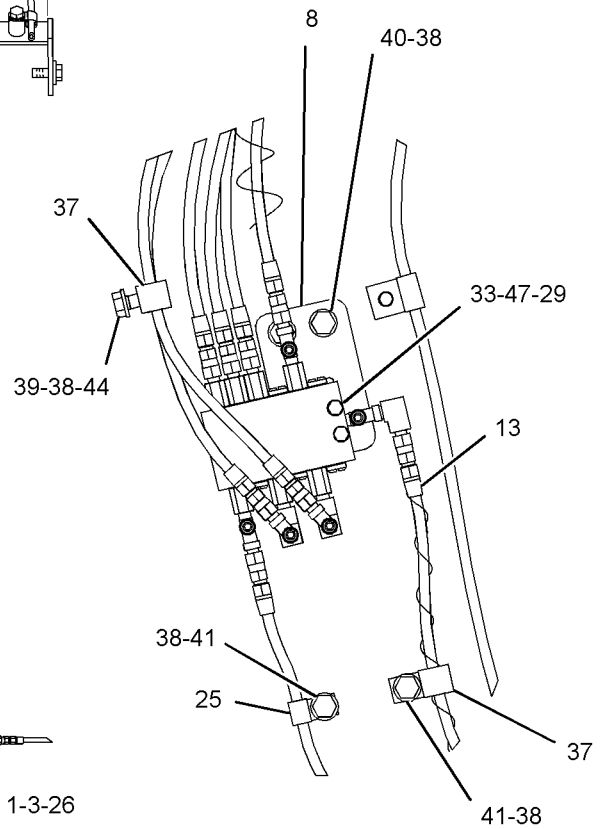
i02746758



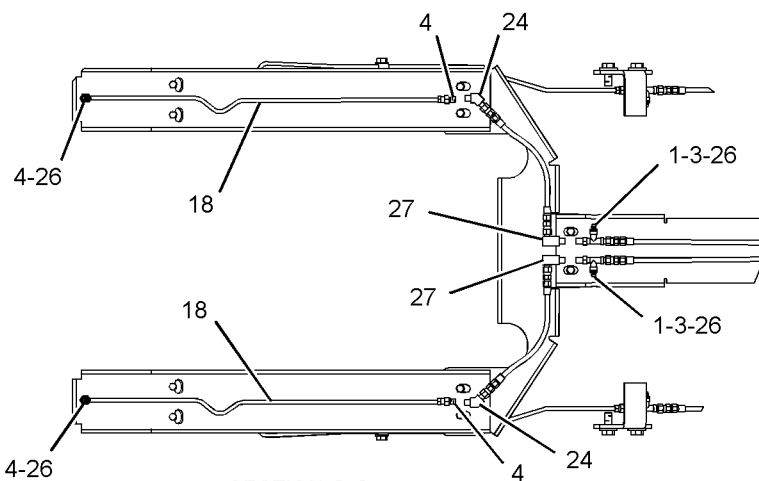
SECTION E-E



VIEW OF AREA F



VIEW OF AREA A



SECTION G-G

GRAPHIC #3

<END>

g01336725

FRAME AND BODY

259-2433 LINES GP-AUTOMATIC LUBRICATION- BOOM, TILT LINKS

S/N: BXY1-UP

PART OF 259-2435 LUBRICATION AR-AUTOMATIC
AN ATTACHMENT

SMCS-7510, 7540

i02742813

NOTE	REF NO	GRAPHIC REF	PART NUMBER	QTY	PART NAME						SEE PAGE
					1	2	3	4	5	6 (PRODUCT LEVEL)	
	1	1	3B-8489	2	FITTING-GREASE						
	2	1,2	5K-9243	2	ELBOW-FLARED						
	3	1	5P-3422	2	TEE-PIPE						
	4	1	6L-3616	6	CONNECTOR						
	5	2	6S-4039	1	GROMMET						
I	6	1	189-7497	1	HOSE AS						
I	7	1	189-7498	1	HOSE AS						
I	8	1	189-7499	1	HOSE AS						
I	9	1	189-7500	1	HOSE AS						
	10	1	189-7514	1	TUBE AS						
	11	2	189-7515	1	TUBE AS						
	12	1,2	197-6660	2	BRACKET AS						
	13	1,2	197-7863	2	BRACKET AS						
	14	2	224-4416	1	BRACKET AS						
	15	2	224-4417	1	BRACKET AS						
	16	1	225-2648	2	TUBE AS						
Y	17	1	227-3047	1	VALVE & LINES GP-LUBRICATION (LH, RH LINK PINS, RH C-PIN)						1186
Y	18	1	227-3048	1	VALVE & LINES GP-LUBRICATION (LH C-PIN, LH TILT LINK PIN)						1188
	19	2	243-5930	1	GUARD						
	20	2	243-5932	1	PLATE AS						
	21	2	243-5938	1	GUARD						
	22	1	255-0614	1	PLATE AS						
M		1	8T-3490	1	NUT-WELD (M10X1.5-THD)						
	23	1	259-2411	2	GUARD AS						
Y	24	2	259-2414	1	VALVE & LINES GP-LUBRICATION (BOOM, TILT LINKS)						1204
	25	1	259-2467	1	GUARD (AUTOMATIC LUBRICATION)						
	26	2	3B-6552	1	ELBOW-PIPE						
	27	1,2	4D-7794	2	CLIP						
	28	1	4K-3026	4	EXTENSION						
	29	1,2	4M-8973	8	ELBOW						
	30	1,2	5P-1076	22	WASHER-HARD (13.5X30X4-MM THK)						
	31	2	5P-9297	2	CLIP						
	32	1,2	6K-6967	2	ADAPTER-PIPE						
	33	1	6V-8397	3	SEAL-O-RING						
	34	1	8C-6869	3	CONNECTOR						
	35	2	8L-5008	3	ELBOW-PIPE						
	36	1,2	8M-2772	2	CLIP						
	37	1	8S-0948	4	CLIP						
	38	1,2	8T-4121	23	WASHER-HARD (11X21X2.5-MM THK)						
M	39	1,2	8T-4133	3	NUT (M10X1.5-THD)						
M	40	1,2	8T-4136	5	BOLT (M10X1.5X25-MM)						
M	41	1,2	8T-4137	9	BOLT (M10X1.5X20-MM)						
M	42	1,2	8T-4139	16	BOLT (M12X1.75X30-MM)						
M	43	1,2	8T-4185	5	BOLT (M10X1.5X50-MM)						
M	44	2	8T-4192	1	BOLT (M12X1.75X25-MM)						
M	45	1	8T-4195	1	BOLT (M10X1.5X30-MM)						
	46	2	8T-4223	1	WASHER-HARD (13.5X25.5X3-MM THK)						
M	47	2	8T-4956	6	BOLT (M12X1.75X35-MM)						
	48	1	9M-8406	1	CLIP						
E	49	1	7I-1024		GUARD-HOSE (51-CM)						
E	49A	1	7I-1024		GUARD-HOSE (35-CM)						
E	49B	2	7I-1024		GUARD-HOSE (96.5-CM)						

FRAME AND BODY

259-2433 LINES GP-AUTOMATIC LUBRICATION (contd.)

i02742813

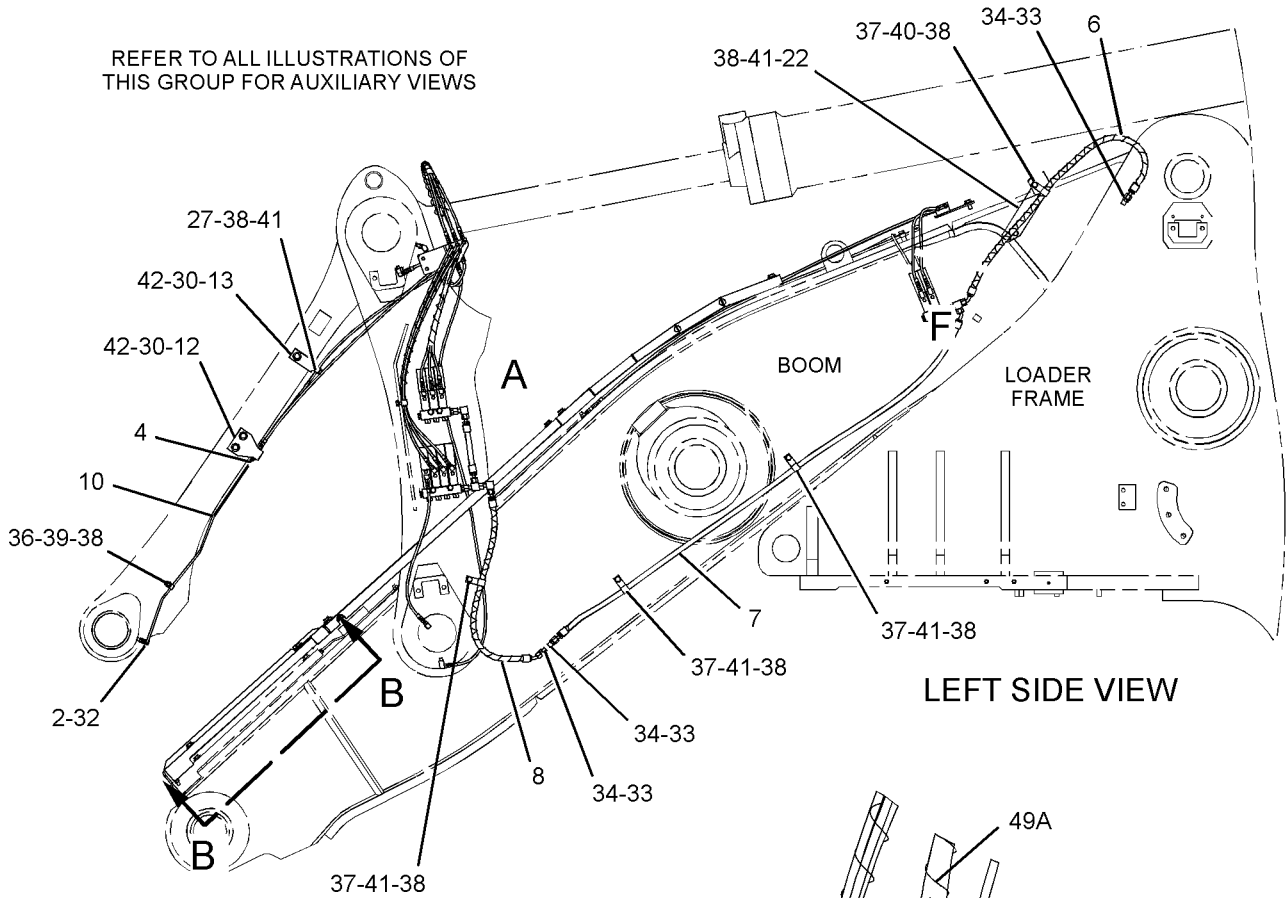
E-ORDER BY THE CENTIMETER
I-REFER TO HYDRAULIC INFORMATION SYSTEM
M-METRIC PART
Y-SEPARATE ILLUSTRATION

FRAME AND BODY

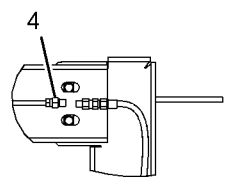
259-2433 LINES GP-AUTOMATIC LUBRICATION (contd.)

i02742813

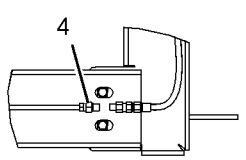
REFER TO ALL ILLUSTRATIONS OF THIS GROUP FOR AUXILIARY VIEWS



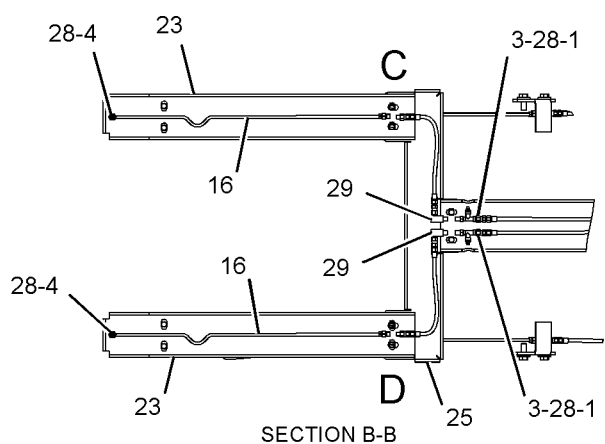
LEFT SIDE VIEW



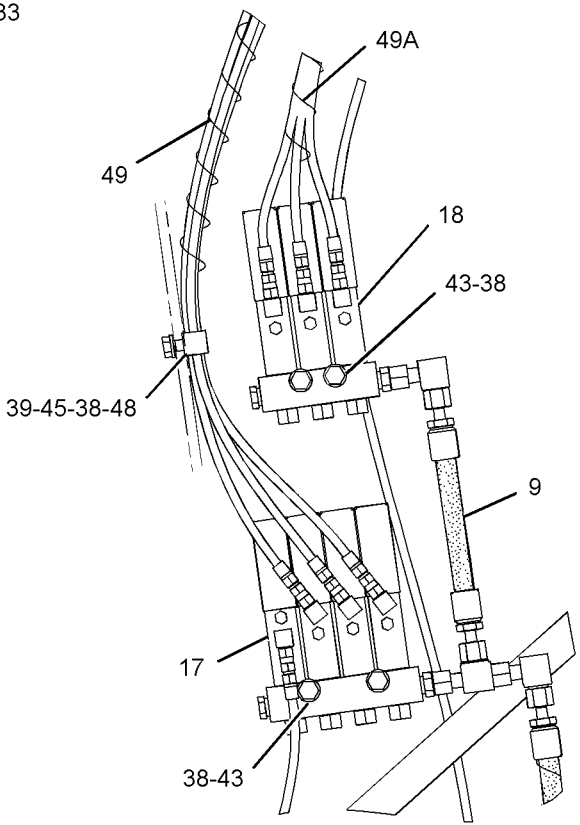
VIEW OF AREA C



VIEW OF AREA D



SECTION B-B



VIEW OF AREA A

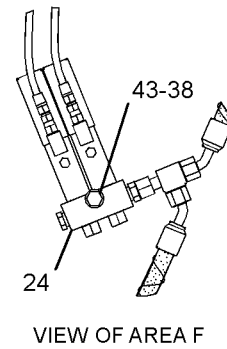
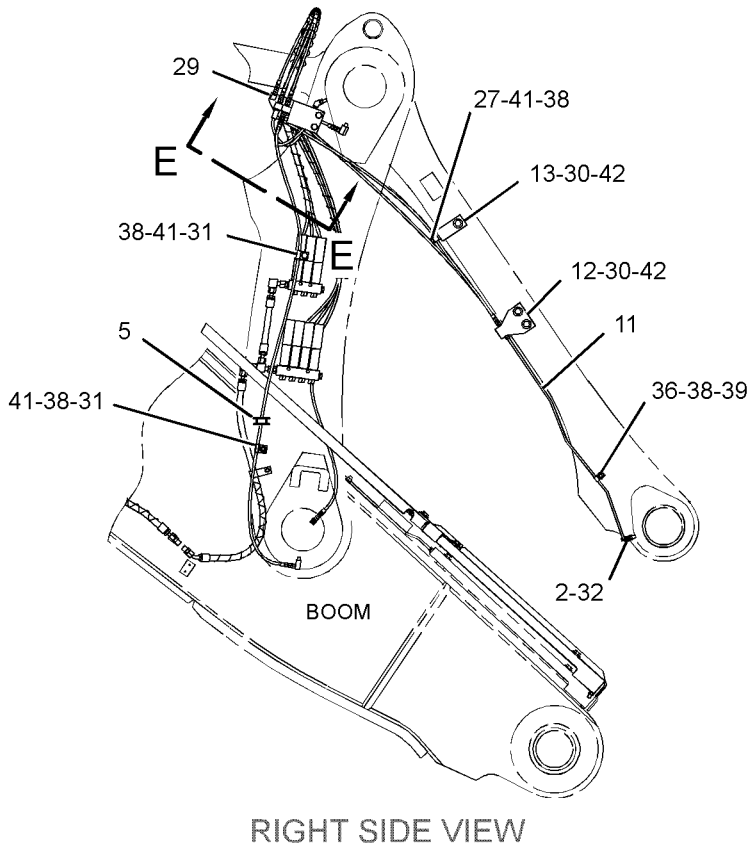
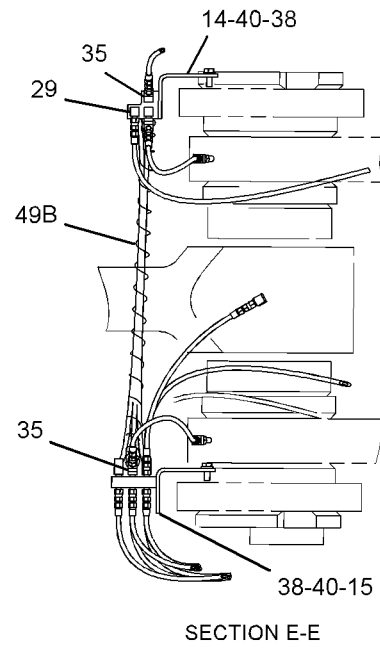
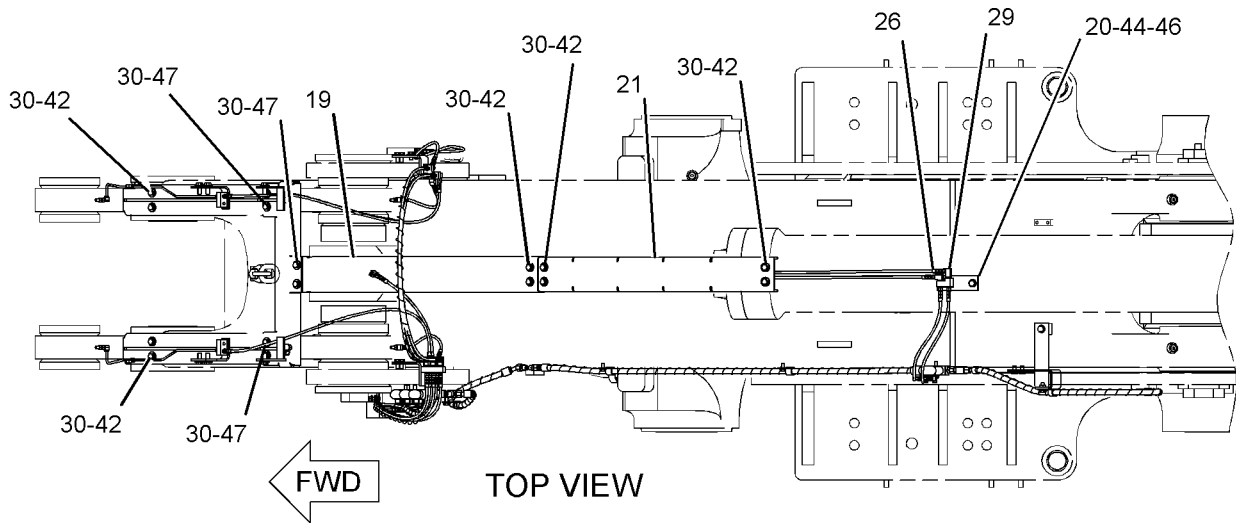
GRAPHIC #1

g01178235

FRAME AND BODY

259-2433 LINES GP-AUTOMATIC LUBRICATION (contd.)

i02742813



GRAPHIC #2

<END>

g01178234

FRAME AND BODY

259-2433 LINES GP-AUTOMATIC LUBRICATION- BOOM, TILT LINKS

S/N: BXY1-1142

PART OF 259-2435 LUBRICATION AR-AUTOMATIC
AN ATTACHMENT

SMCS-7510, 7540

i02742814

NOTE	REF NO	GRAPHIC REF	PART NUMBER	QTY	PART NAME						SEE PAGE
					1	2	3	4	5	6 (PRODUCT LEVEL)	
	1	1	3B-8489	2	FITTING-GREASE						
	2	1,2	5K-9243	2	ELBOW-FLARED						
	3	1	5P-3422	2	TEE-PIPE						
	4	1	6L-3616	6	CONNECTOR						
	5	2	6S-4039	1	GROMMET						
I	6	1	189-7497	1	HOSE AS						
I	7	1	189-7498	1	HOSE AS						
I	8	1	189-7499	1	HOSE AS						
I	9	1	189-7500	1	HOSE AS						
	10	1	189-7514	1	TUBE AS						
	11	2	189-7515	1	TUBE AS						
	12	1,2	197-6660	2	BRACKET AS						
	13	1,2	197-7863	2	BRACKET AS						
	14	2	224-4416	1	BRACKET AS						
	15	2	224-4417	1	BRACKET AS						
	16	1	225-2648	2	TUBE AS						
Y	17	1	227-3047	1	VALVE & LINES GP-LUBRICATION (LH, RH LINK PINS, RH C-PIN)						1186
Y	18	1	227-3048	1	VALVE & LINES GP-LUBRICATION (LH C-PIN, LH TILT LINK PIN)						1188
	19	2	243-5930	1	GUARD						
	20	2	243-5932	1	PLATE AS						
	21	2	243-5938	1	GUARD						
	22	1	255-0614	1	PLATE AS						
M		1	8T-3490	1	NUT-WELD (M10X1.5-THD)						
	23	1	259-2411	2	GUARD AS						
Y	24	2	259-2414	1	VALVE & LINES GP-LUBRICATION (BOOM, TILT LINKS)						1204
	25	1	259-2467	1	GUARD (AUTOMATIC LUBRICATION)						
	26	2	3B-6552	1	ELBOW-PIPE						
C	27	1	3B-7896	2	ELBOW-STREET						
	28	1,2	4D-7794	2	CLIP						
	29	1	4K-3026	4	EXTENSION						
	30	1,2	4M-8973	8	ELBOW						
	31	1,2	5P-1076	22	WASHER-HARD (13.5X30X4-MM THK)						
	32	2	5P-9297	2	CLIP						
	33	1,2	6K-6967	2	ADAPTER-PIPE						
	34	1	6V-8397	3	SEAL-O-RING						
	35	1	8C-6869	3	CONNECTOR						
	36	2	8L-5008	3	ELBOW-PIPE						
	37	1,2	8M-2772	2	CLIP						
	38	1	8S-0948	4	CLIP						
	39	1,2	8T-4121	23	WASHER-HARD (11X21X2.5-MM THK)						
M	40	1,2	8T-4133	3	NUT (M10X1.5-THD)						
M	41	1,2	8T-4136	5	BOLT (M10X1.5X25-MM)						
M	42	1,2	8T-4137	9	BOLT (M10X1.5X20-MM)						
M	43	1,2	8T-4139	16	BOLT (M12X1.75X30-MM)						
M	44	1,2	8T-4185	5	BOLT (M10X1.5X50-MM)						
M	45	2	8T-4192	1	BOLT (M12X1.75X25-MM)						
M	46	1	8T-4195	1	BOLT (M10X1.5X30-MM)						
	47	2	8T-4223	1	WASHER-HARD (13.5X25.5X3-MM THK)						
M	48	1,2	8T-4956	6	BOLT (M12X1.75X35-MM)						
	49	1	9M-8406	1	CLIP						
E	50	1	7I-1024		GUARD-HOSE (51-CM)						

FRAME AND BODY

259-2433 LINES GP-AUTOMATIC LUBRICATION (contd.)

i02742814

NOTE	REF NO	GRAPHIC REF	PART NUMBER	QTY	PART NAME						SEE PAGE
					1	2	3	4	5	6 (PRODUCT LEVEL)	
E	50A	1	7I-1024		GUARD-HOSE (35-CM)						
E	50B	2	7I-1024		GUARD-HOSE (96.5-CM)						

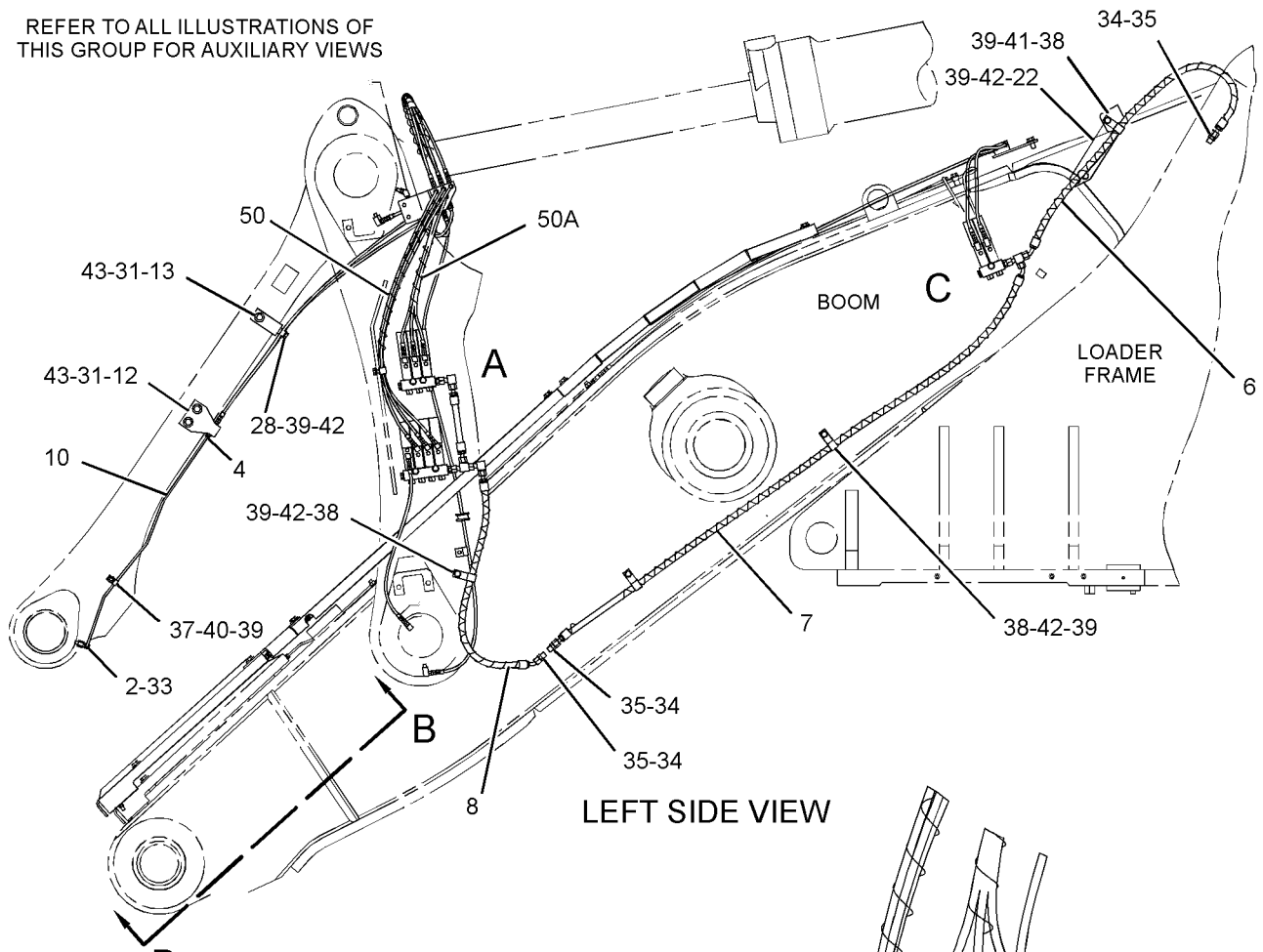
C-CHANGE FROM PREVIOUS TYPE
 E-ORDER BY THE CENTIMETER
 I-REFER TO HYDRAULIC INFORMATION SYSTEM
 M-METRIC PART
 Y-SEPARATE ILLUSTRATION

FRAME AND BODY

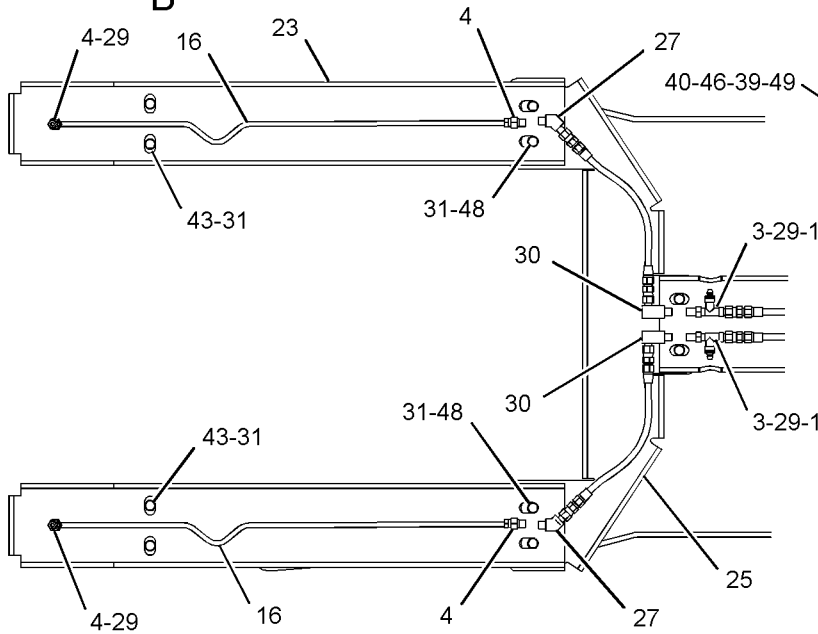
259-2433 LINES GP-AUTOMATIC LUBRICATION (contd.)

i02742814

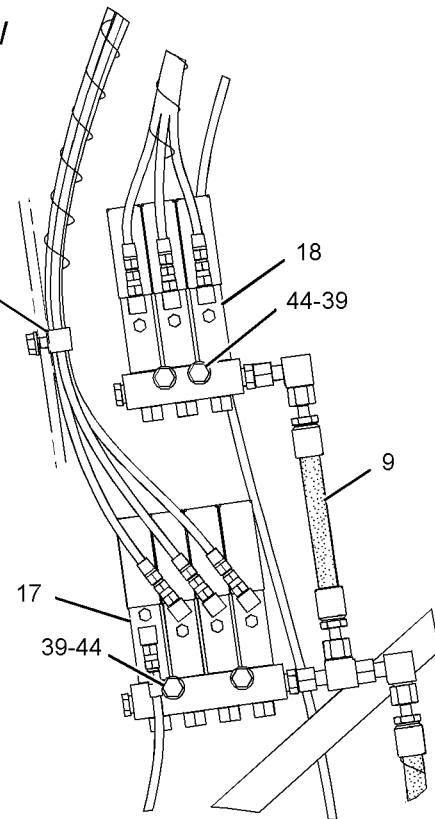
REFER TO ALL ILLUSTRATIONS OF THIS GROUP FOR AUXILIARY VIEWS



LEFT SIDE VIEW



VIEW B-B



VIEW OF AREA A

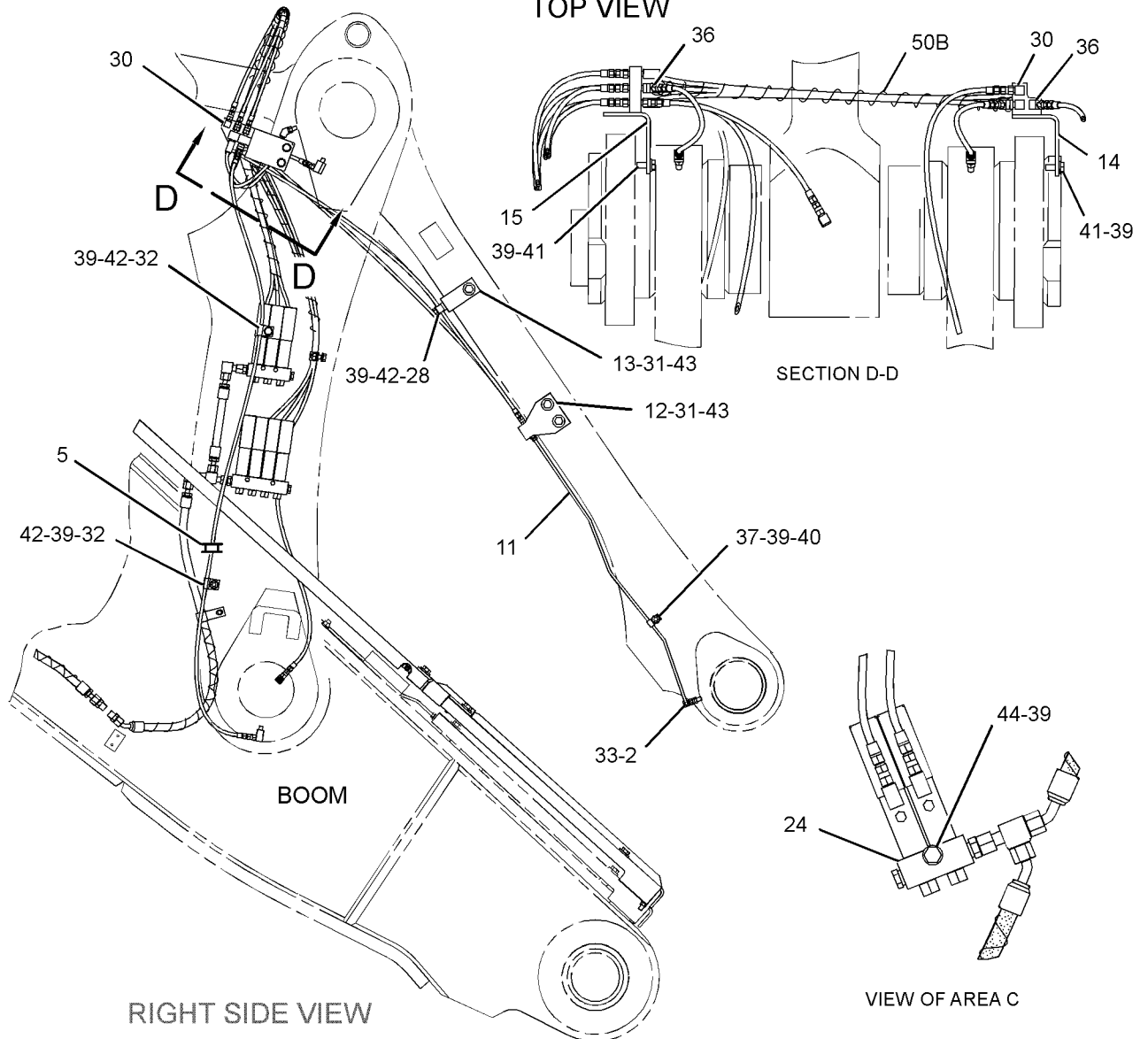
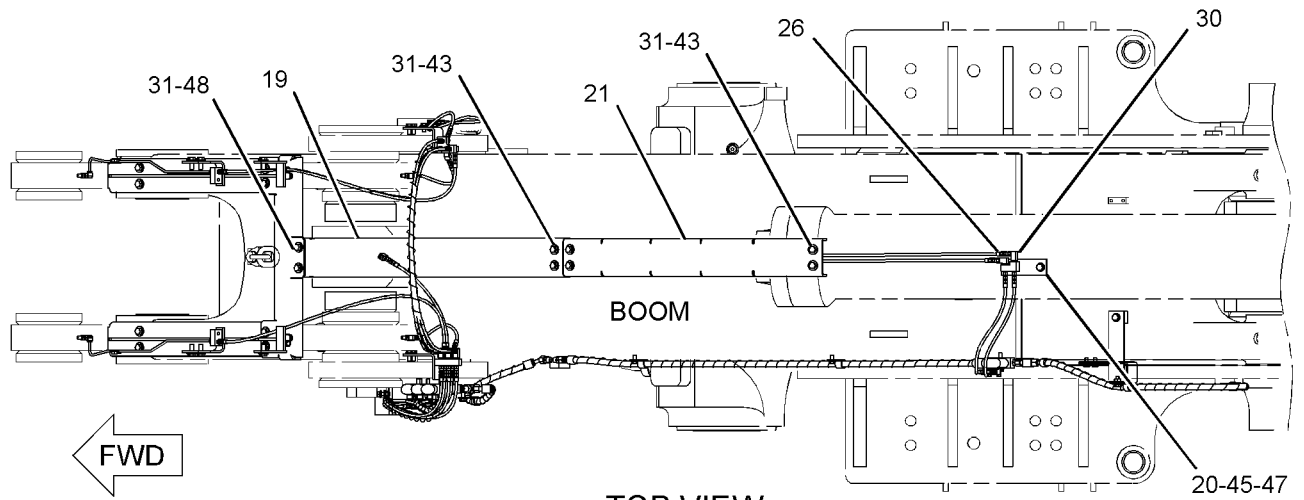
GRAPHIC #1

g01229688

FRAME AND BODY

259-2433 LINES GP-AUTOMATIC LUBRICATION (contd.)

i02742814



GRAPHIC #2

<END>

g01229689

FRAME AND BODY

259-2433 LINES GP-AUTOMATIC LUBRICATION- BOOM, TILT LINKS

S/N: BXY1143-1899

PART OF 259-2435 LUBRICATION AR-AUTOMATIC
AN ATTACHMENT

SMCS-7510, 7540

i02742812

NOTE	REF NO	GRAPHIC REF	PART NUMBER	QTY	PART NAME						SEE PAGE
					1	2	3	4	5	6 (PRODUCT LEVEL)	
C	1	1,2	3B-8489	4	FITTING-GREASE						
	2	1,2	5K-9243	2	ELBOW-FLARED						
C	3	1,2	5P-3422	4	TEE-PIPE						
	4	1,2	6L-3616	6	CONNECTOR						
	5	2	6S-4039	1	GROMMET						
I	6	1	189-7497	1	HOSE AS						
I	7	1	189-7498	1	HOSE AS						
CI	8	1	285-7286	1	HOSE AS						
I	9	1	189-7500	1	HOSE AS						
	10	1	189-7514	1	TUBE AS						
	11	2	189-7515	1	TUBE AS						
	12	1,2	197-6660	2	BRACKET AS						
	13	1,2	197-7863	2	BRACKET AS						
	14	2	224-4416	1	BRACKET AS						
	15	2	224-4417	1	BRACKET AS						
	16	1	225-2648	2	TUBE AS						
Y	17	1	227-3047	1	VALVE & LINES GP-LUBRICATION (LH, RH LINK PINS, RH C-PIN)						1186
Y	18	1	227-3048	1	VALVE & LINES GP-LUBRICATION (LH C-PIN, LH TILT LINK PIN)						1188
	19	2	243-5930	1	GUARD						
	20	2	243-5932	1	PLATE AS						
	21	2	243-5938	1	GUARD						
	22	1	255-0614	1	PLATE AS						
M		1	8T-3490	1	NUT-WELD (M10X1.5-THD)						
	23	1	259-2411	2	GUARD AS						
Y	24	2	259-2414	1	VALVE & LINES GP-LUBRICATION (BOOM, TILT LINKS)						1204
	25	1	259-2467	1	GUARD (AUTOMATIC LUBRICATION)						
	26	2	3B-6552	1	ELBOW-PIPE						
	27	1	3B-7896	2	ELBOW-STREET						
C	28	1,2	4D-7794	3	CLIP						
	29	1	4K-3026	4	EXTENSION						
	30	1,2	4M-8973	8	ELBOW						
	31	1,2	5P-1076	22	WASHER-HARD (13.5X30X4-MM THK)						
	32	2	5P-9297	2	CLIP						
	33	1,2	6K-6967	2	ADAPTER-PIPE						
	34	1	6V-8397	3	SEAL-O-RING						
	35	1	8C-6869	3	CONNECTOR						
	36	2	8L-5008	3	ELBOW-PIPE						
	37	1,2	8M-2772	2	CLIP						
	38	1	8S-0948	4	CLIP						
	39	1,2	8T-4121	23	WASHER-HARD (11X21X2.5-MM THK)						
M	40	1,2	8T-4133	3	NUT (M10X1.5-THD)						
M	41	1,2	8T-4136	5	BOLT (M10X1.5X25-MM)						
M	42	1,2	8T-4137	9	BOLT (M10X1.5X20-MM)						
M	43	1,2	8T-4139	16	BOLT (M12X1.75X30-MM)						
M	44	1,2	8T-4185	5	BOLT (M10X1.5X50-MM)						
M	45	2	8T-4192	1	BOLT (M12X1.75X25-MM)						
M	46	1	8T-4195	1	BOLT (M10X1.5X30-MM)						
	47	2	8T-4223	1	WASHER-HARD (13.5X25.5X3-MM THK)						
M	48	1,2	8T-4956	6	BOLT (M12X1.75X35-MM)						
	49	1	9M-8406	1	CLIP						
E	50	1	7I-1024		GUARD-HOSE (51-CM)						

FRAME AND BODY

259-2433 LINES GP-AUTOMATIC LUBRICATION (contd.)

i02742812

NOTE	REF NO	GRAPHIC REF	PART NUMBER	QTY	PART NAME	SEE PAGE
					1 2 3 4 5 6 (PRODUCT LEVEL)	
E	50A	1	7I-1024		GUARD-HOSE (35-CM)	
E	50B	2	7I-1024		GUARD-HOSE (96.5-CM)	

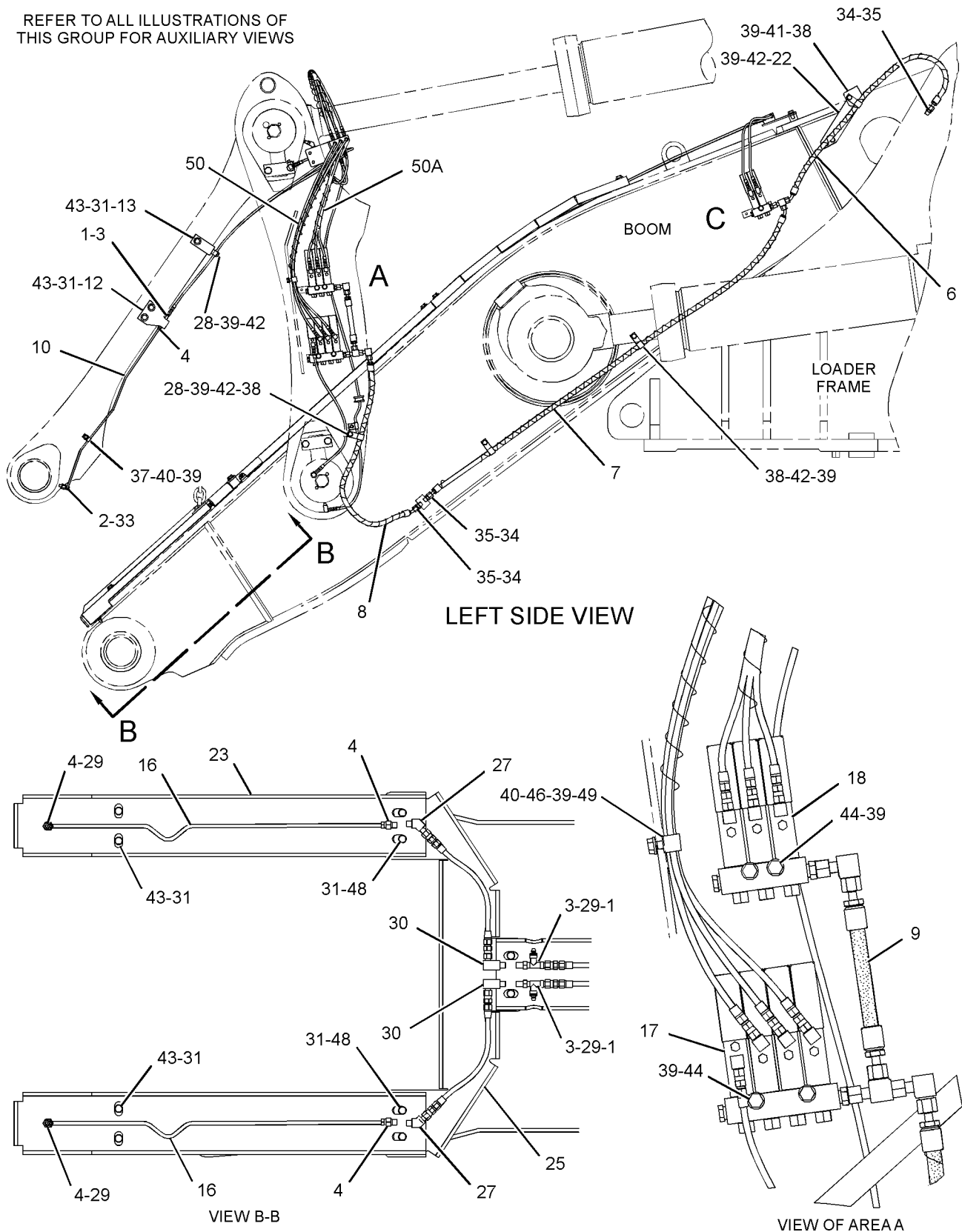
C-CHANGE FROM PREVIOUS TYPE
E-ORDER BY THE CENTIMETER
I-REFER TO HYDRAULIC INFORMATION SYSTEM
M-METRIC PART
Y-SEPARATE ILLUSTRATION

FRAME AND BODY

259-2433 LINES GP-AUTOMATIC LUBRICATION (contd.)

i02742812

REFER TO ALL ILLUSTRATIONS OF THIS GROUP FOR AUXILIARY VIEWS



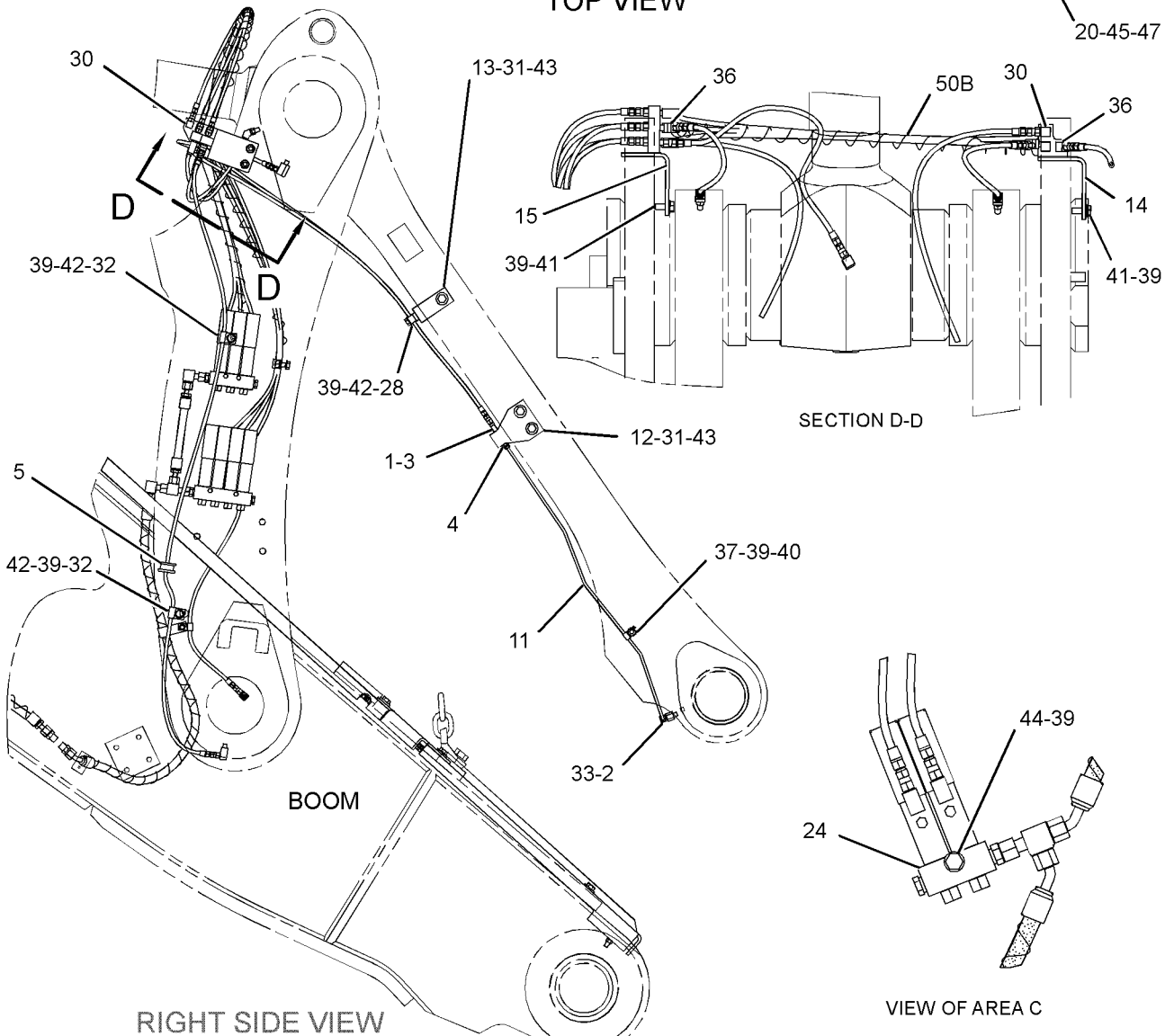
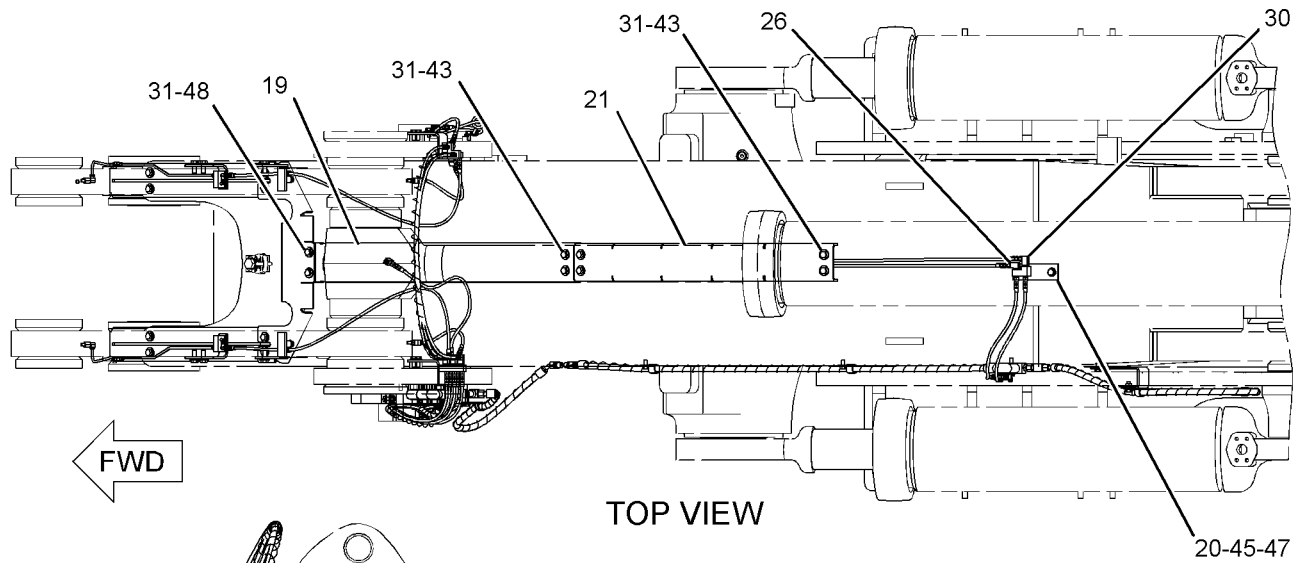
GRAPHIC #1

g01321462

FRAME AND BODY

259-2433 LINES GP-AUTOMATIC LUBRICATION (contd.)

i02742812



GRAPHIC #2

<END>

g01321465

FRAME AND BODY

259-2434 LINES GP-AUTOMATIC LUBRICATION- BOOM, TILT LINKS

S/N: BXY1-UP

PART OF 259-2436 LUBRICATION AR-AUTOMATIC
AN ATTACHMENT

SMCS-7510, 7540

i02330969

NOTE	REF NO	GRAPHIC REF	PART NUMBER	QTY	PART NAME						SEE PAGE
					1	2	3	4	5	6 (PRODUCT LEVEL)	
	1	2	3B-8489	2	FITTING-GREASE						
	2	1,2	5K-9243	2	ELBOW-FLARED						
	3	2	5P-3422	2	TEE-PIPE						
	4	1,2	6L-3616	6	CONNECTOR						
	5	2	6S-4039	1	GROMMET						
I	6	2	189-7500	1	HOSE AS						
	7	1,2	197-6660	2	BRACKET AS						
	8	1,2	197-7863	2	BRACKET AS						
	9	2	224-4416	1	BRACKET AS						
	10	2	224-4417	1	BRACKET AS						
	11	1	243-5932	1	PLATE AS						
	12	1	255-0614	1	PLATE AS						
M		1	8T-3490	1	NUT-WELD (M10X1.5-THD)						
	13	1	259-2409	1	GUARD						
	14	2	259-2410	1	GUARD						
	15	1	259-2411	2	GUARD AS						
	16	1	259-2415	2	TUBE AS						
	17	2	259-2416	1	TUBE AS						
	18	1	259-2417	1	TUBE AS						
Y	19	1	259-2422	1	VALVE & LINES GP-LUBRICATION (B-PIN, RH, LH)						1208
Y	20	2	259-2431	1	VALVE & LINES GP-LUBRICATION (C-PIN, LINK PINS, TILT CYL PIN)						1212
Y	21	2	259-2432	1	VALVE & LINES GP-LUBRICATION (LH C-PIN, LH TILT LINK PIN)						1216
I	22	1	259-2438	1	HOSE AS						
I	23	1	259-2439	1	HOSE AS						
I	24	1	259-2440	1	HOSE AS						
	25	2	259-2467	1	GUARD (AUTOMATIC LUBRICATION)						
	26	1	1S-0994	1	CLIP						
	27	1	3B-6552	1	ELBOW-PIPE						
	28	1,2	4D-7794	3	CLIP						
	29	1,2	4K-3026	5	EXTENSION						
	30	1,2	4M-8973	9	ELBOW						
	31	1,2	5P-1076	24	WASHER-HARD (13.5X30X4-MM THK)						
	32	2	5P-9297	2	CLIP						
	33	1,2	6K-6967	2	ADAPTER-PIPE						
	34	1	6V-8397	1	SEAL-O-RING						
	35	1	8C-6869	3	CONNECTOR						
	36	2	8L-5008	3	ELBOW-PIPE						
	37	1,2	8M-2772	2	CLIP						
	38	2	8M-2773	1	CLIP						
	39	1	8S-0948	3	CLIP						
	40	1,2	8T-4121	23	WASHER-HARD (11X21X2.5-MM THK)						
M	41	2	8T-4133	1	NUT (M10X1.5-THD)						
M	42	1,2	8T-4136	5	BOLT (M10X1.5X25-MM)						
M	43	1,2	8T-4137	11	BOLT (M10X1.5X20-MM)						
M	44	1,2	8T-4139	18	BOLT (M12X1.75X30-MM)						
M	45	1,2	8T-4185	5	BOLT (M10X1.5X50-MM)						
M	46	1	8T-4192	1	BOLT (M12X1.75X25-MM)						
M	47	2	8T-4195	1	BOLT (M10X1.5X30-MM)						
	48	1	8T-4223	1	WASHER-HARD (13.5X25.5X3-MM THK)						
M	49	2	8T-4956	6	BOLT (M12X1.75X35-MM)						
E	50	1	7I-1024		GUARD-HOSE (40-CM)						
E	50A	1	7I-1024		GUARD-HOSE (25-CM)						
E	50B	2	7I-1024		GUARD-HOSE (111-CM)						

FRAME AND BODY

259-2434 LINES GP-AUTOMATIC LUBRICATION (contd.)

i02330969

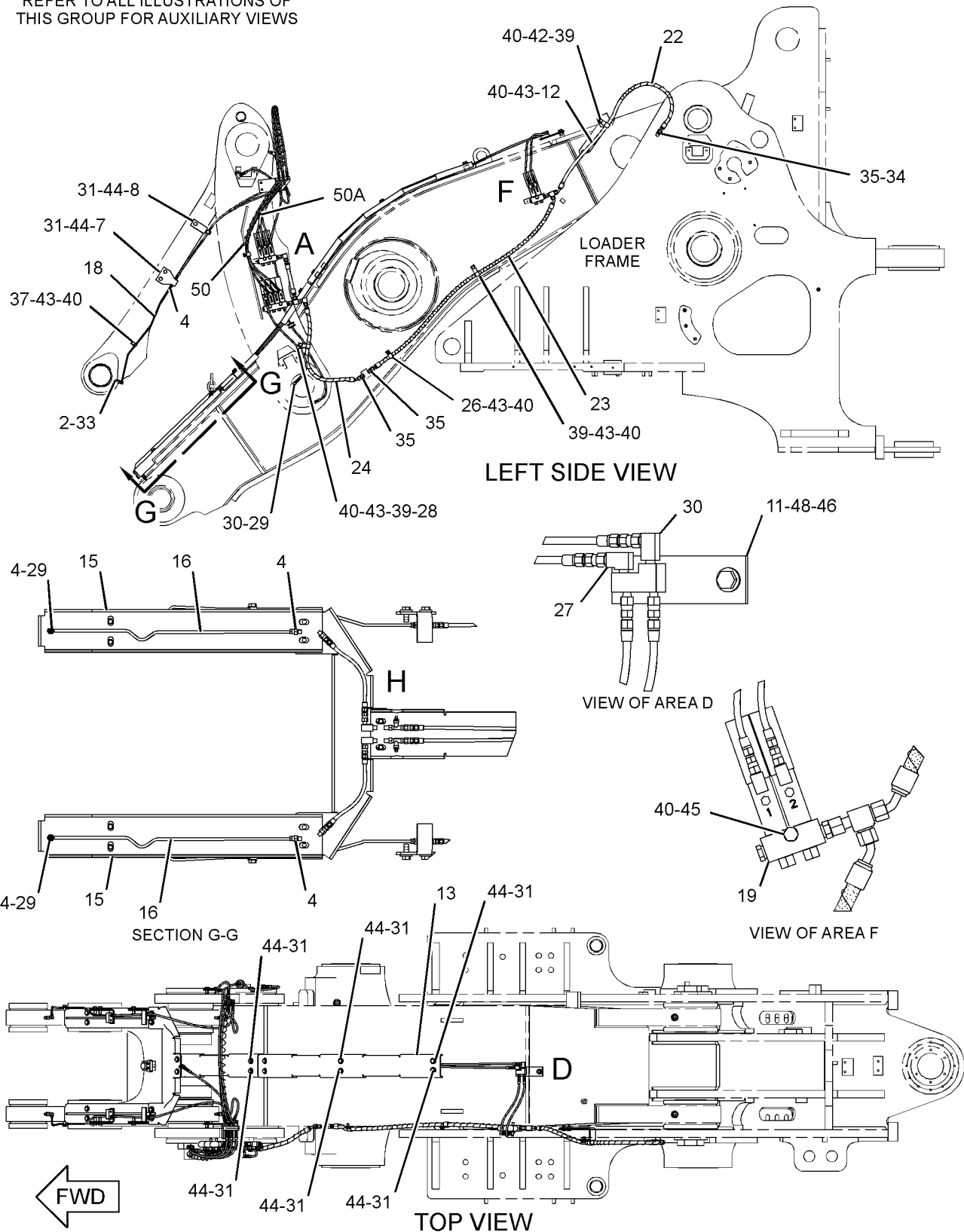
E-ORDER BY THE CENTIMETER
I-REFER TO HYDRAULIC INFORMATION SYSTEM
M-METRIC PART
Y-SEPARATE ILLUSTRATION

FRAME AND BODY

259-2434 LINES GP-AUTOMATIC LUBRICATION (contd.)

i02330969

REFER TO ALL ILLUSTRATIONS OF THIS GROUP FOR AUXILIARY VIEWS



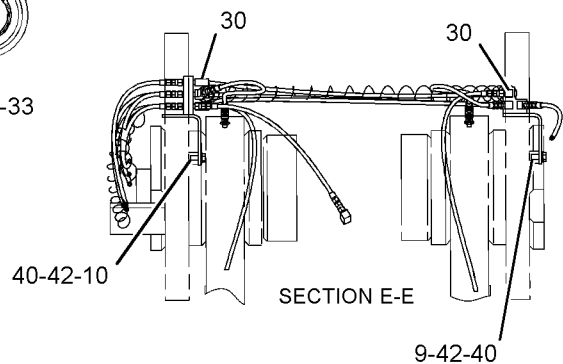
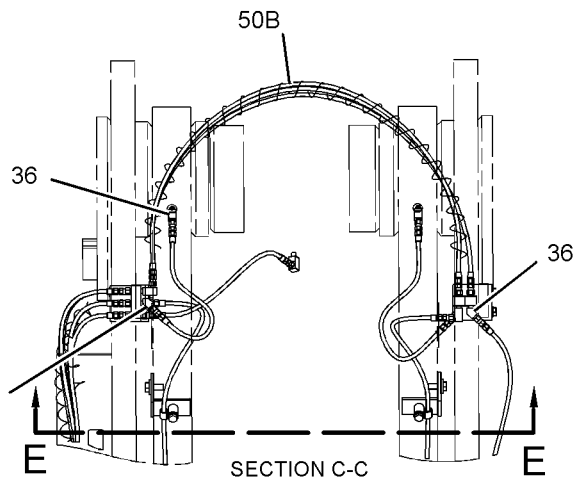
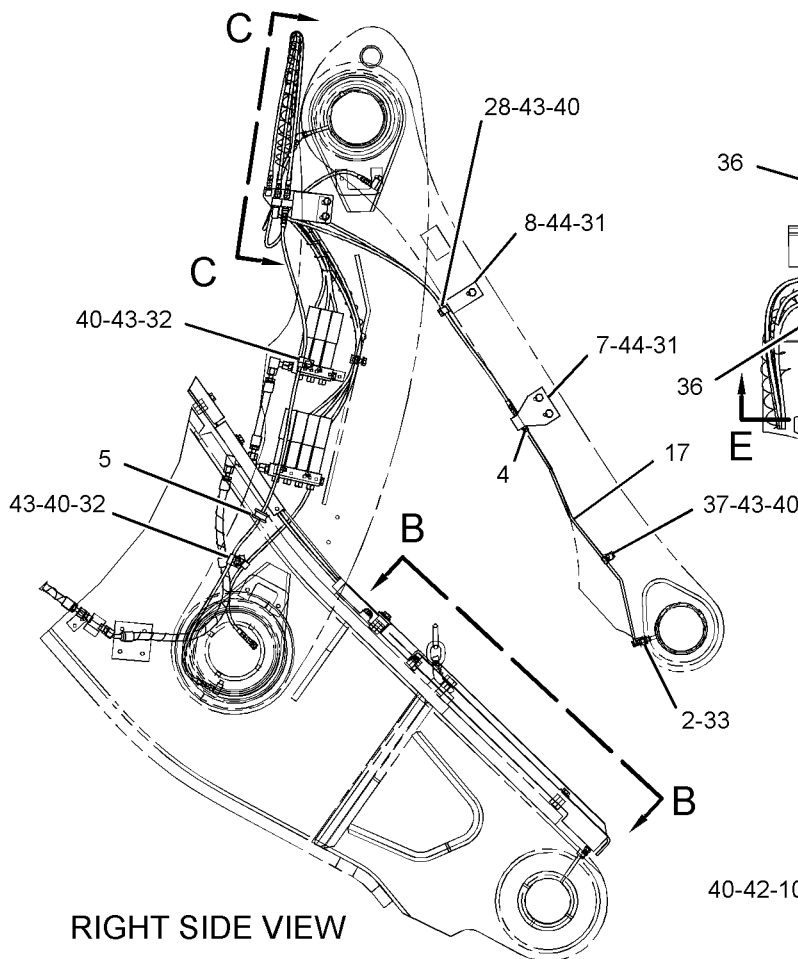
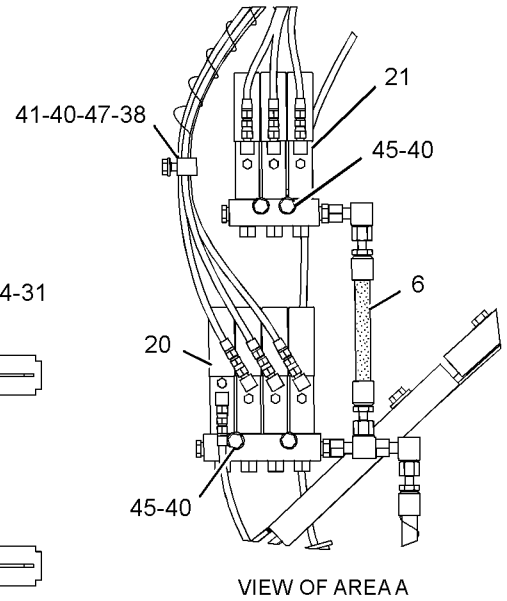
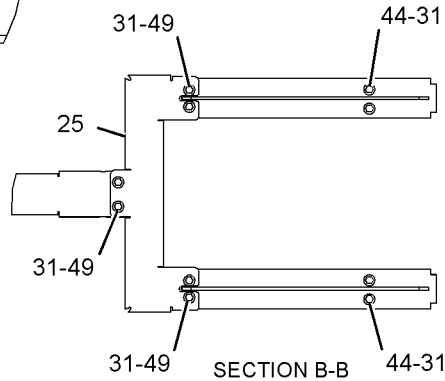
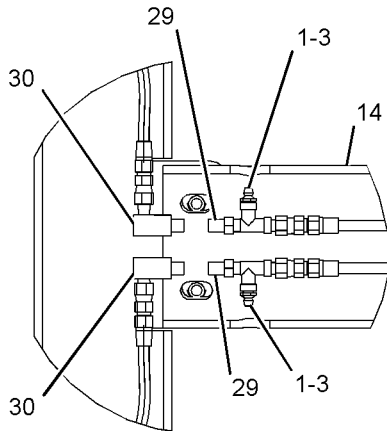
GRAPHIC #1

g01164027

FRAME AND BODY

259-2434 LINES GP-AUTOMATIC LUBRICATION (contd.)

i02330969



GRAPHIC #2

<END>

g01164028

FRAME AND BODY

259-2434 LINES GP-AUTOMATIC LUBRICATION- BOOM, TILT LINKS

S/N: BXY1-1200

PART OF 259-2436 LUBRICATION AR-AUTOMATIC
AN ATTACHMENT

SMCS-7510, 7540

i02456943

NOTE	REF NO	GRAPHIC REF	PART NUMBER	QTY	PART NAME						SEE PAGE
					1	2	3	4	5	6 (PRODUCT LEVEL)	
	1	1	3B-8489	2	FITTING-GREASE						
	2	2,3	5K-9243	2	ELBOW-FLARED						
	3	1	5P-3422	2	TEE-PIPE						
	4	1,2,3	6L-3616	6	CONNECTOR						
	5	3	6S-4039	1	GROMMET						
I	6	2	189-7500	1	HOSE AS						
	7	2,3	197-6660	2	BRACKET AS						
	8	2,3	197-7863	2	BRACKET AS						
	9	4	224-4416	1	BRACKET AS						
	10	4	224-4417	1	BRACKET AS						
	11	1	243-5932	1	PLATE AS						
	12	2	255-0614	1	PLATE AS						
M		2	8T-3490	1	NUT-WELD (M10X1.5-THD)						
	13	1	259-2409	1	GUARD						
	14	1	259-2410	1	GUARD						
	15	1	259-2411	2	GUARD AS						
	16	1	259-2415	2	TUBE AS						
	17	3	259-2416	1	TUBE AS						
	18	2	259-2417	1	TUBE AS						
Y	19	1	259-2422	1	VALVE & LINES GP-LUBRICATION (B-PIN, RH, LH)						1208
Y	20	2	259-2431	1	VALVE & LINES GP-LUBRICATION (C-PIN, LINK PINS, TILT CYL PIN)						1212
Y	21	2	259-2432	1	VALVE & LINES GP-LUBRICATION (LH C-PIN, LH TILT LINK PIN)						1216
I	22	2	259-2438	1	HOSE AS						
I	23	2	259-2439	1	HOSE AS						
I	24	2	259-2440	1	HOSE AS						
	25	3	259-2467	1	GUARD (AUTOMATIC LUBRICATION)						
	26	2	1S-0994	1	CLIP						
	27	1	3B-6552	1	ELBOW-PIPE						
C	28	1	3B-7896	2	ELBOW-STREET						
	29	2,3	4D-7794	3	CLIP						
	30	1,2	4K-3026	5	EXTENSION						
	31	1,2,4	4M-8973	9	ELBOW						
	32	1,2,3,4	5P-1076	24	WASHER-HARD (13.5X30X4-MM THK)						
	33	3	5P-9297	2	CLIP						
	34	2,3	6K-6967	2	ADAPTER-PIPE						
	35	2	6V-8397	1	SEAL-O-RING						
	36	2	8C-6869	3	CONNECTOR						
	37	4	8L-5008	3	ELBOW-PIPE						
	38	2,3	8M-2772	2	CLIP						
	39	2	8M-2773	1	CLIP						
	40	2	8S-0948	3	CLIP						
	41	1,2,3,4	8T-4121	23	WASHER-HARD (11X21X2.5-MM THK)						
M	42	2	8T-4133	1	NUT (M10X1.5-THD)						
M	43	2,4	8T-4136	5	BOLT (M10X1.5X25-MM)						
M	44	2,3	8T-4137	11	BOLT (M10X1.5X20-MM)						
M	45	1,2,3	8T-4139	18	BOLT (M12X1.75X30-MM)						
M	46	1,2	8T-4185	5	BOLT (M10X1.5X50-MM)						
M	47	1	8T-4192	1	BOLT (M12X1.75X25-MM)						
M	48	2	8T-4195	1	BOLT (M10X1.5X30-MM)						
	49	1	8T-4223	1	WASHER-HARD (13.5X25.5X3-MM THK)						

FRAME AND BODY

259-2434 LINES GP-AUTOMATIC LUBRICATION (contd.)

i02456943

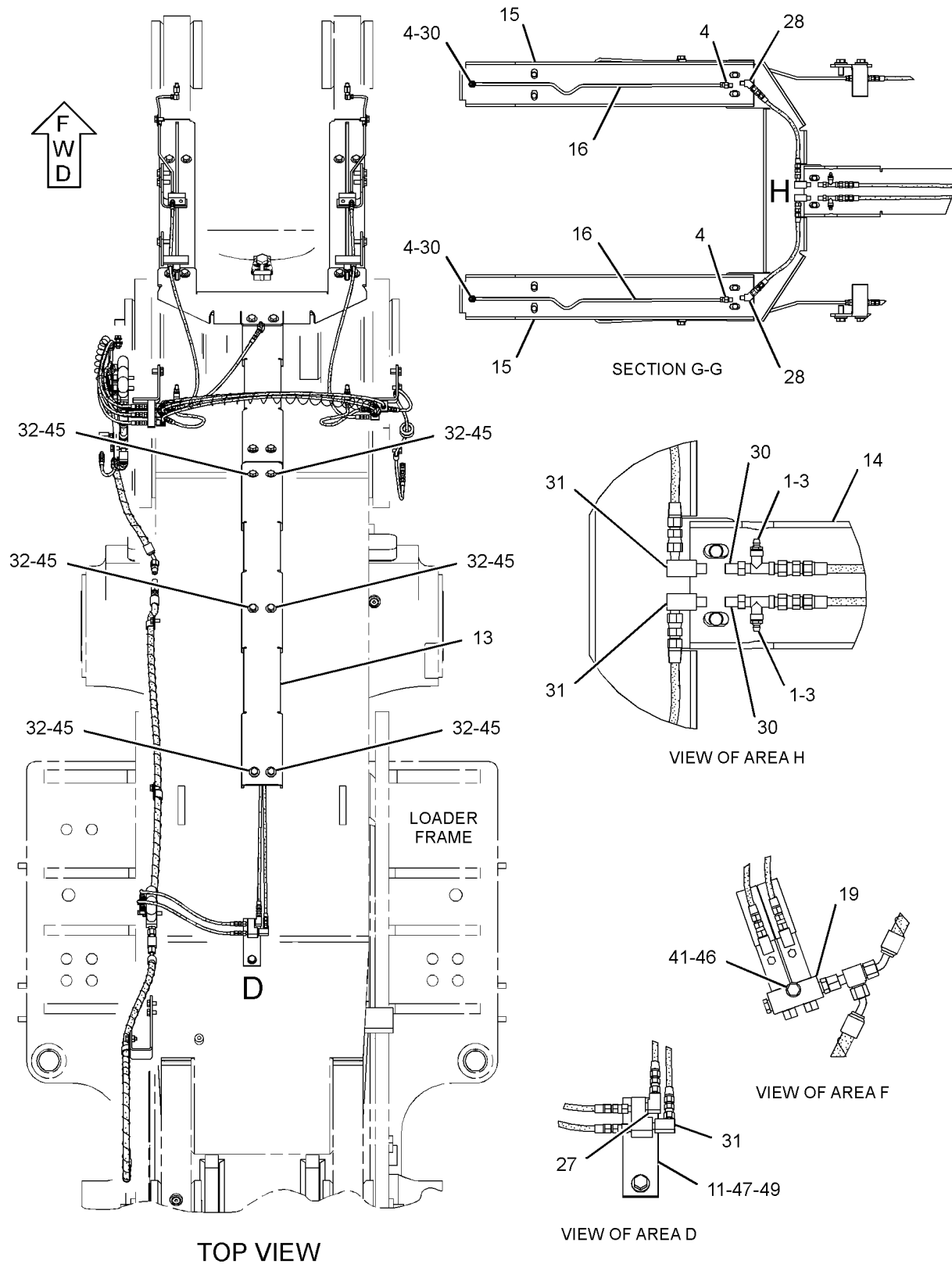
NOTE	REF NO	GRAPHIC REF	PART NUMBER	QTY	PART NAME						SEE PAGE
					1	2	3	4	5	6 (PRODUCT LEVEL)	
M	50	3	8T-4956	6	BOLT (M12X1.75X35-MM)						
E	51	2	7I-1024		GUARD-HOSE (40-CM)						
E	51A	2	7I-1024		GUARD-HOSE (25-CM)						
E	51B	4	7I-1024		GUARD-HOSE (114-CM)						

C-CHANGE FROM PREVIOUS TYPE
 E-ORDER BY THE CENTIMETER
 I-REFER TO HYDRAULIC INFORMATION SYSTEM
 M-METRIC PART
 Y-SEPARATE ILLUSTRATION

FRAME AND BODY

259-2434 LINES GP-AUTOMATIC LUBRICATION (contd.)

i02456943



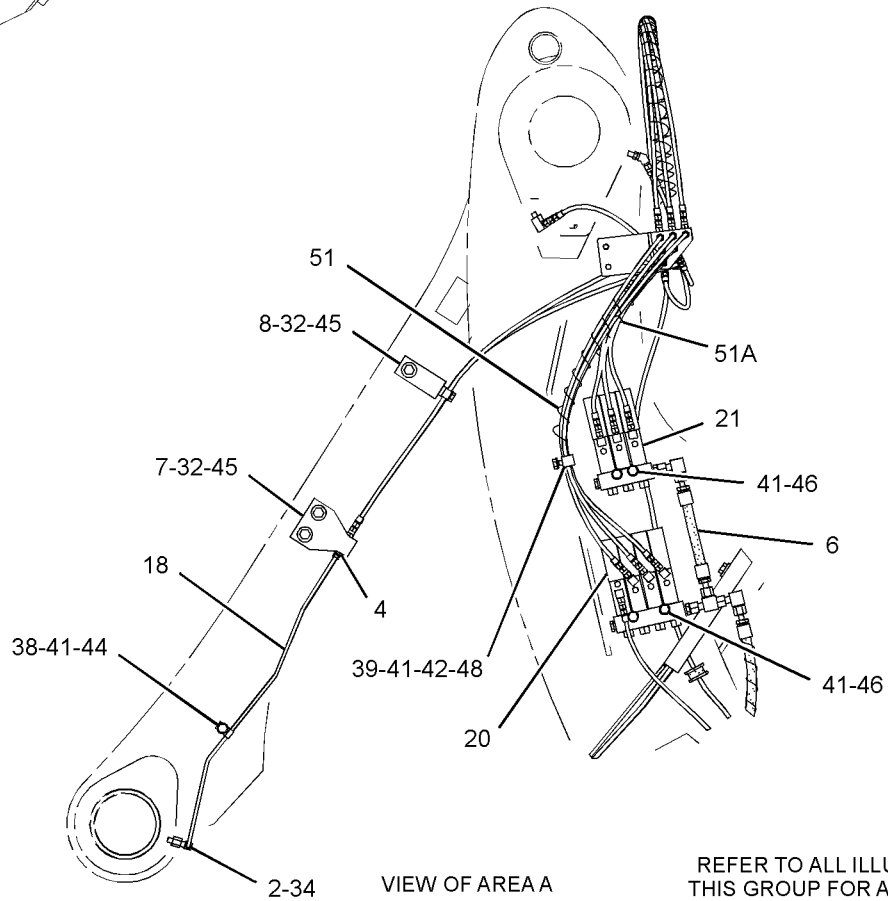
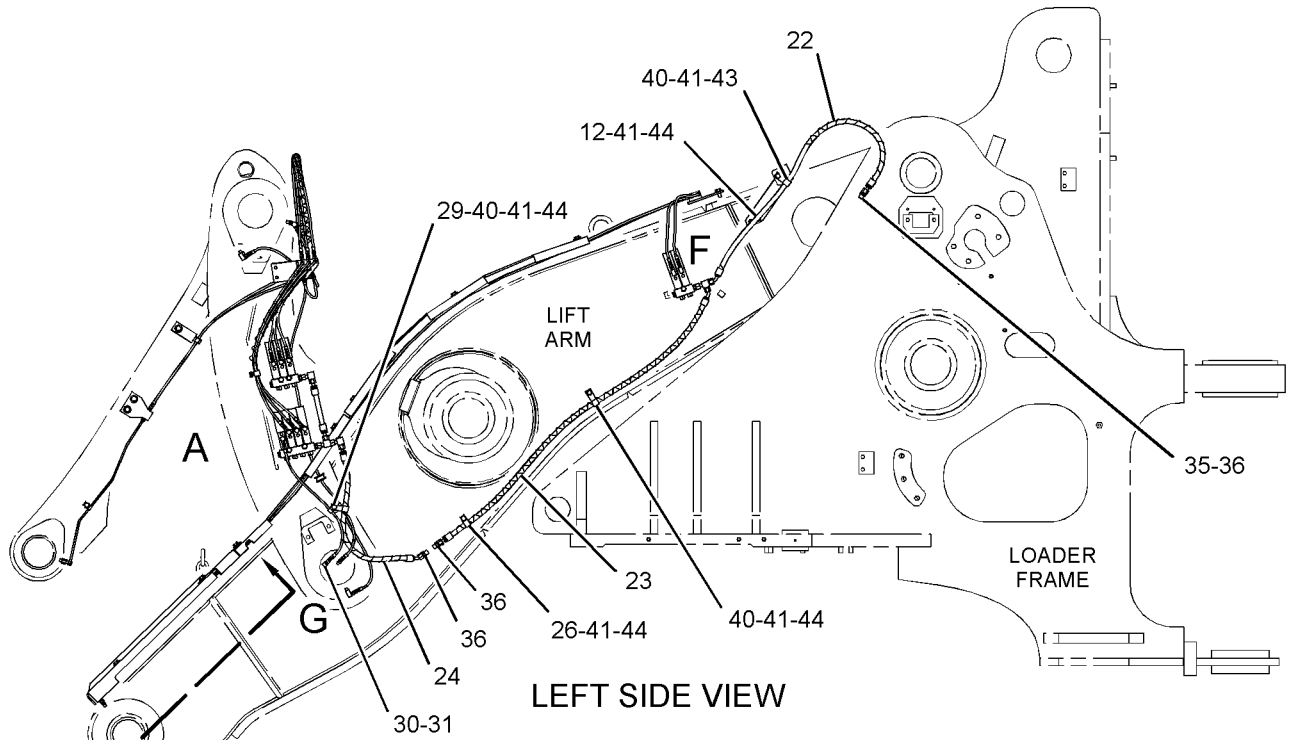
GRAPHIC #1

g01230575

FRAME AND BODY

259-2434 LINES GP-AUTOMATIC LUBRICATION (contd.)

i02456943



REFER TO ALL ILLUSTRATIONS OF THIS GROUP FOR AUXILIARY VIEWS

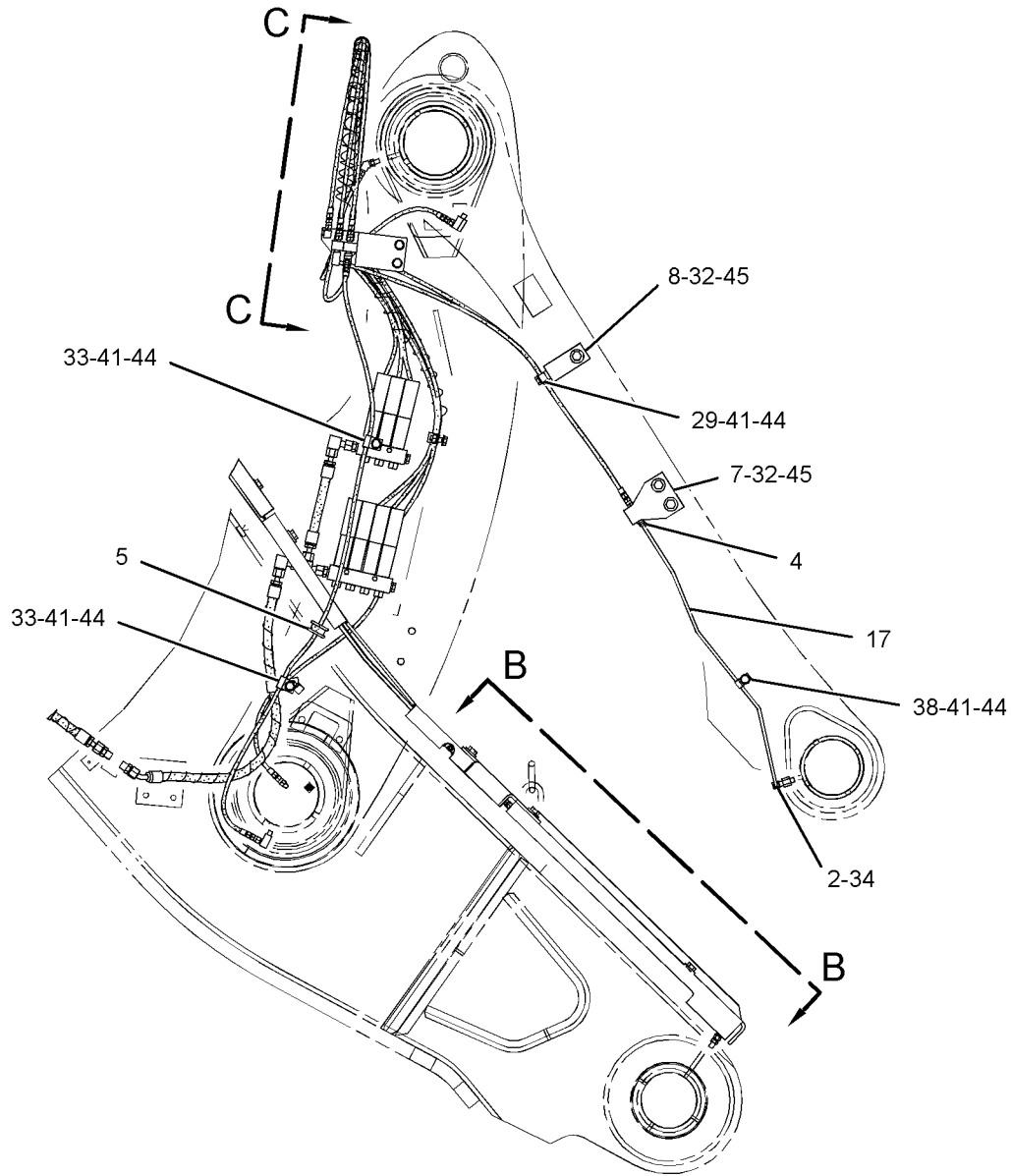
GRAPHIC #2

g01230576

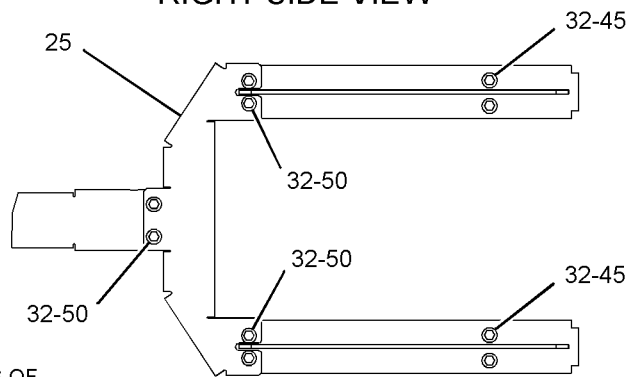
FRAME AND BODY

259-2434 LINES GP-AUTOMATIC LUBRICATION (contd.)

i02456943



RIGHT SIDE VIEW



VIEW B-B

REFER TO ALL ILLUSTRATIONS OF THIS GROUP FOR AUXILIARY VIEWS

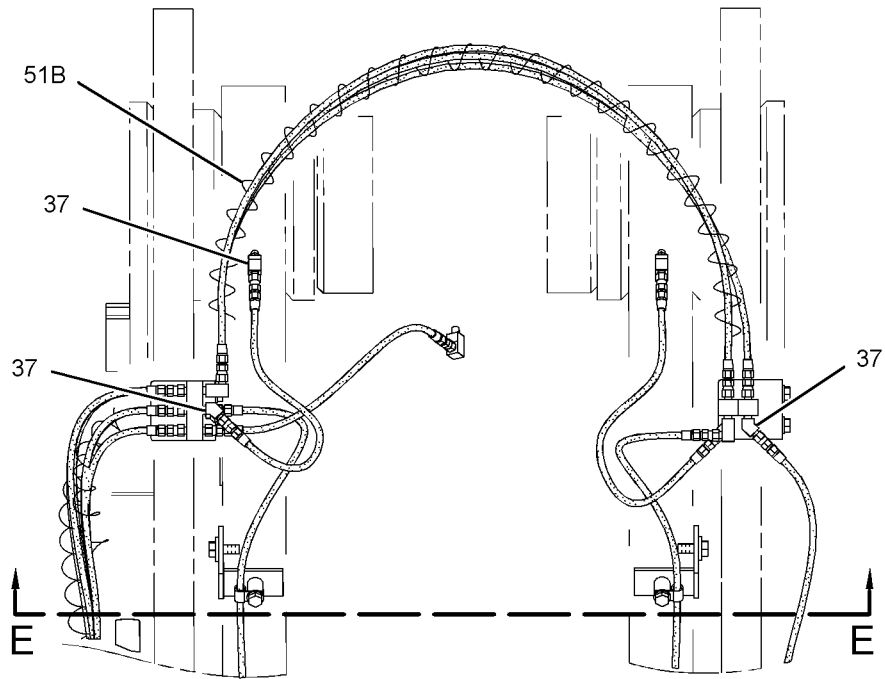
GRAPHIC #3

g01230577

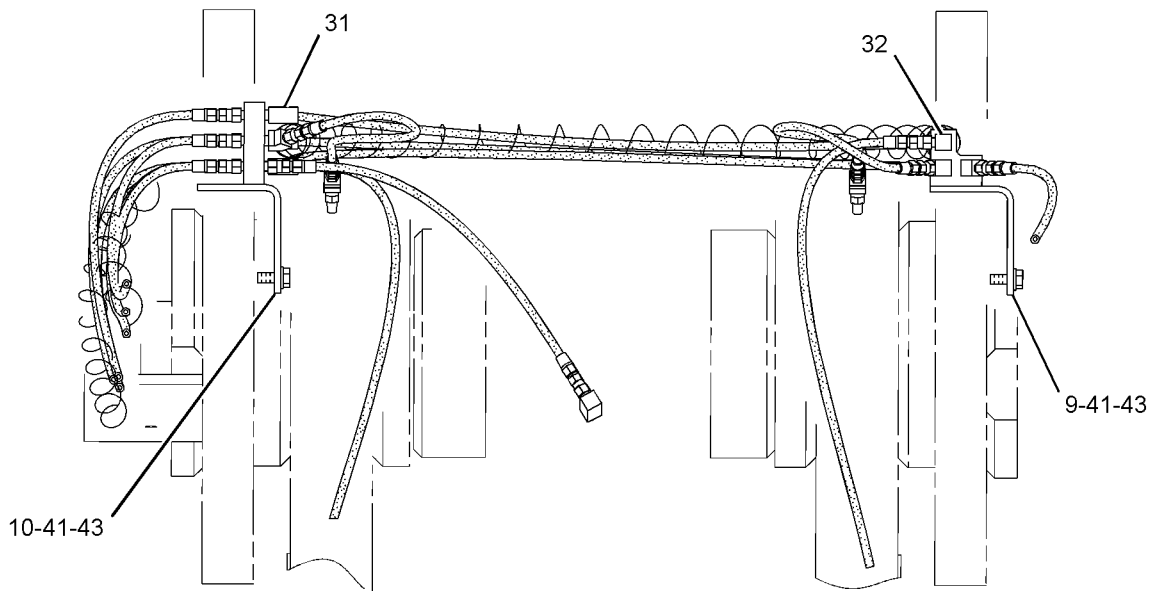
FRAME AND BODY

259-2434 LINES GP-AUTOMATIC LUBRICATION (contd.)

i02456943



VIEW C-C



SECTION E-E

GRAPHIC #4

<END>

g01230578

FRAME AND BODY

259-2434 LINES GP-AUTOMATIC LUBRICATION- BOOM, TILT LINKS

S/N: BXY1201-1899

PART OF 259-2436 LUBRICATION AR-AUTOMATIC
AN ATTACHMENT

SMCS-7510, 7540

i02675899

NOTE	REF NO	GRAPHIC REF	PART NUMBER	QTY	PART NAME						SEE PAGE
					1	2	3	4	5	6 (PRODUCT LEVEL)	
C	1	1,2,3, 4	3B-8489	6	FITTING-GREASE						
	2	1,2	5K-9243	2	ELBOW-FLARED						
C	3	1,2,3, 4	5P-3422	6	TEE-PIPE						
	4	1,2,4	6L-3616	6	CONNECTOR						
	5	2	6S-4039	1	GROMMET						
I	6	1	189-7500	1	HOSE AS						
	7	1,2	197-6660	2	BRACKET AS						
	8	1,2	197-7863	2	BRACKET AS						
	9	3	224-4416	1	BRACKET AS						
	10	3	224-4417	1	BRACKET AS						
	11	4	243-5932	1	PLATE AS						
	12	1	255-0614	1	PLATE AS						
M		1	8T-3490	1	NUT-WELD (M10X1.5-THD)						
	13	4	259-2409	1	GUARD						
	14	4	259-2410	1	GUARD						
	15	4	259-2411	2	GUARD AS						
	16	4	259-2415	2	TUBE AS						
	17	2	259-2416	1	TUBE AS						
	18	1	259-2417	1	TUBE AS						
Y	19	4	259-2422	1	VALVE & LINES GP-LUBRICATION (B-PIN, RH, LH)						1208
Y	20	1	259-2431	1	VALVE & LINES GP-LUBRICATION (C-PIN, LINK PINS, TILT CYL PIN)						1212
Y	21	1	259-2432	1	VALVE & LINES GP-LUBRICATION (LH C-PIN, LH TILT LINK PIN)						1216
I	22	1	259-2438	1	HOSE AS						
CI	23	1	259-2439	1	HOSE AS						
CI	24	1	285-7302	1	HOSE AS						
	25	2	259-2467	1	GUARD (AUTOMATIC LUBRICATION)						
	26	1	1S-0994	1	CLIP						
	27	4	3B-6552	1	ELBOW-PIPE						
	28	4	3B-7896	2	ELBOW-STREET						
	29	1,3	4D-7794	3	CLIP						
	30	1,4	4K-3026	5	EXTENSION						
C	31	1,2,3, 4	4M-8973	10	ELBOW						
	32	1,2,4	5P-1076	24	WASHER-HARD (13.5X30X4-MM THK)						
	33	2	5P-9297	2	CLIP						
	34	1,2	6K-6967	2	ADAPTER-PIPE						
	35	1	6V-8397	1	SEAL-O-RING						
	36	1	8C-6869	3	CONNECTOR						
	37	3	8L-5008	3	ELBOW-PIPE						
	38	1,2	8M-2772	2	CLIP						
	39	1	8M-2773	1	CLIP						
	40	1	8S-0948	3	CLIP						
	41	1,2,3, 4	8T-4121	23	WASHER-HARD (11X21X2.5-MM THK)						
M	42	1	8T-4133	1	NUT (M10X1.5-THD)						
M	43	1,3	8T-4136	5	BOLT (M10X1.5X25-MM)						
CM	44	1,2,3	8T-4137	10	BOLT (M10X1.5X20-MM)						
M	45	1,2,4	8T-4139	18	BOLT (M12X1.75X30-MM)						
M	46	1,4	8T-4185	5	BOLT (M10X1.5X50-MM)						
M	47	4	8T-4192	1	BOLT (M12X1.75X25-MM)						
M	48	1	8T-4195	1	BOLT (M10X1.5X30-MM)						

FRAME AND BODY

259-2434 LINES GP-AUTOMATIC LUBRICATION (contd.)

i02675899

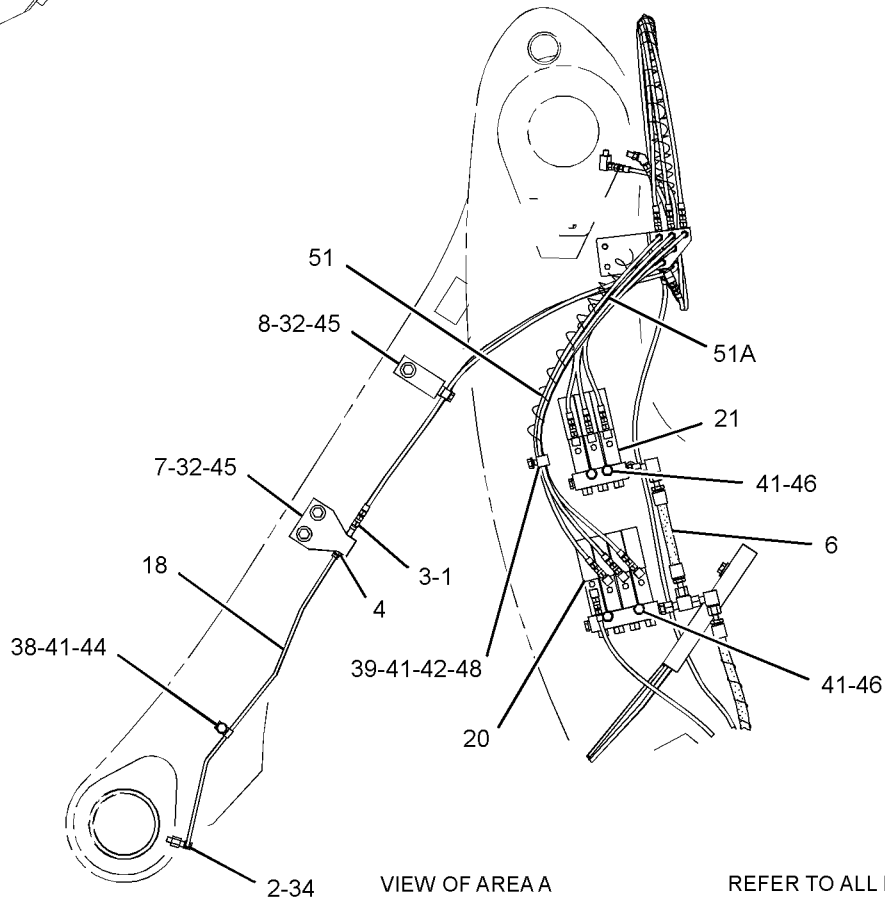
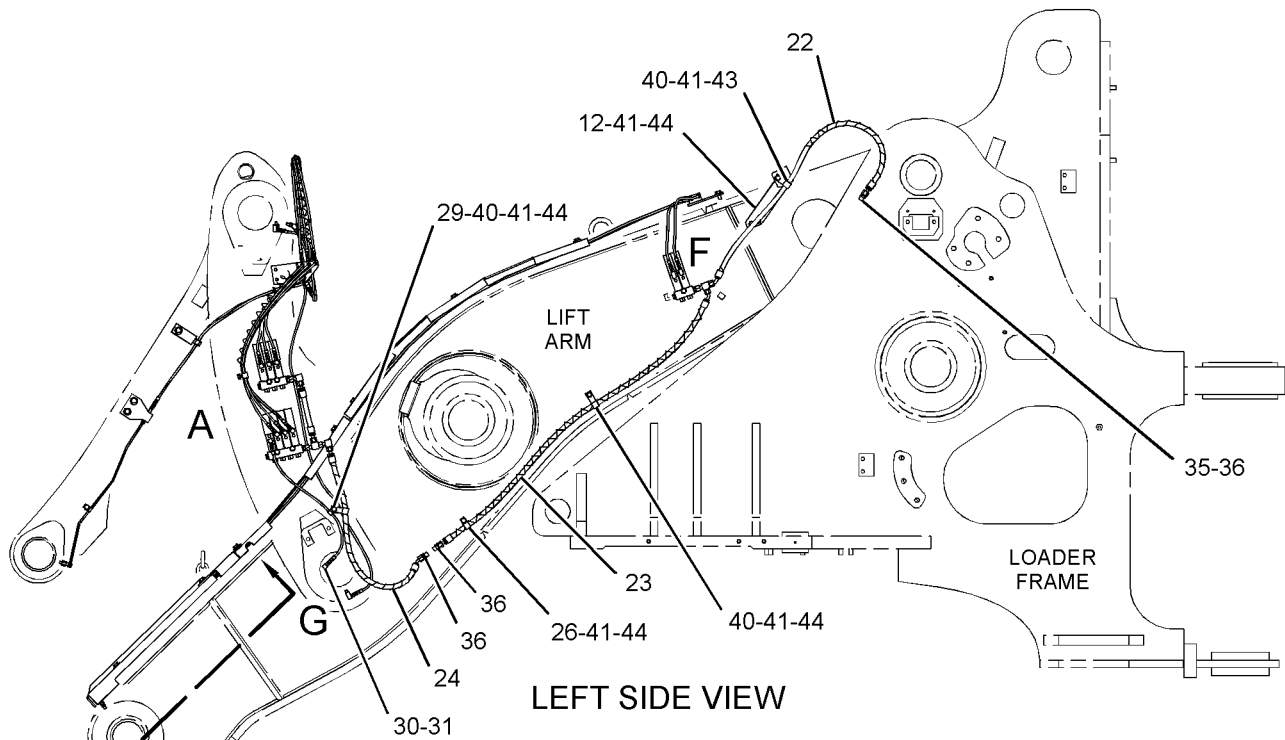
NOTE	REF NO	GRAPHIC REF	PART NUMBER	QTY	PART NAME						SEE PAGE
					1	2	3	4	5	6 (PRODUCT LEVEL)	
	49	4	8T-4223	1	WASHER-HARD (13.5X25.5X3-MM THK)						
M	50	2	8T-4956	6	BOLT (M12X1.75X35-MM)						
E	51	1	7I-1024		GUARD-HOSE (40-CM)						
E	51A	1	7I-1024		GUARD-HOSE (25-CM)						
E	51B	3	7I-1024		GUARD-HOSE (114-CM)						
CM	52	2	7X-2621	1	BOLT (M10X1.5X12-MM)						

C-CHANGE FROM PREVIOUS TYPE
 E-ORDER BY THE CENTIMETER
 I-REFER TO HYDRAULIC INFORMATION SYSTEM
 M-METRIC PART
 Y-SEPARATE ILLUSTRATION

FRAME AND BODY

259-2434 LINES GP-AUTOMATIC LUBRICATION (contd.)

i02675899



REFER TO ALL ILLUSTRATIONS OF THIS GROUP FOR AUXILIARY VIEWS

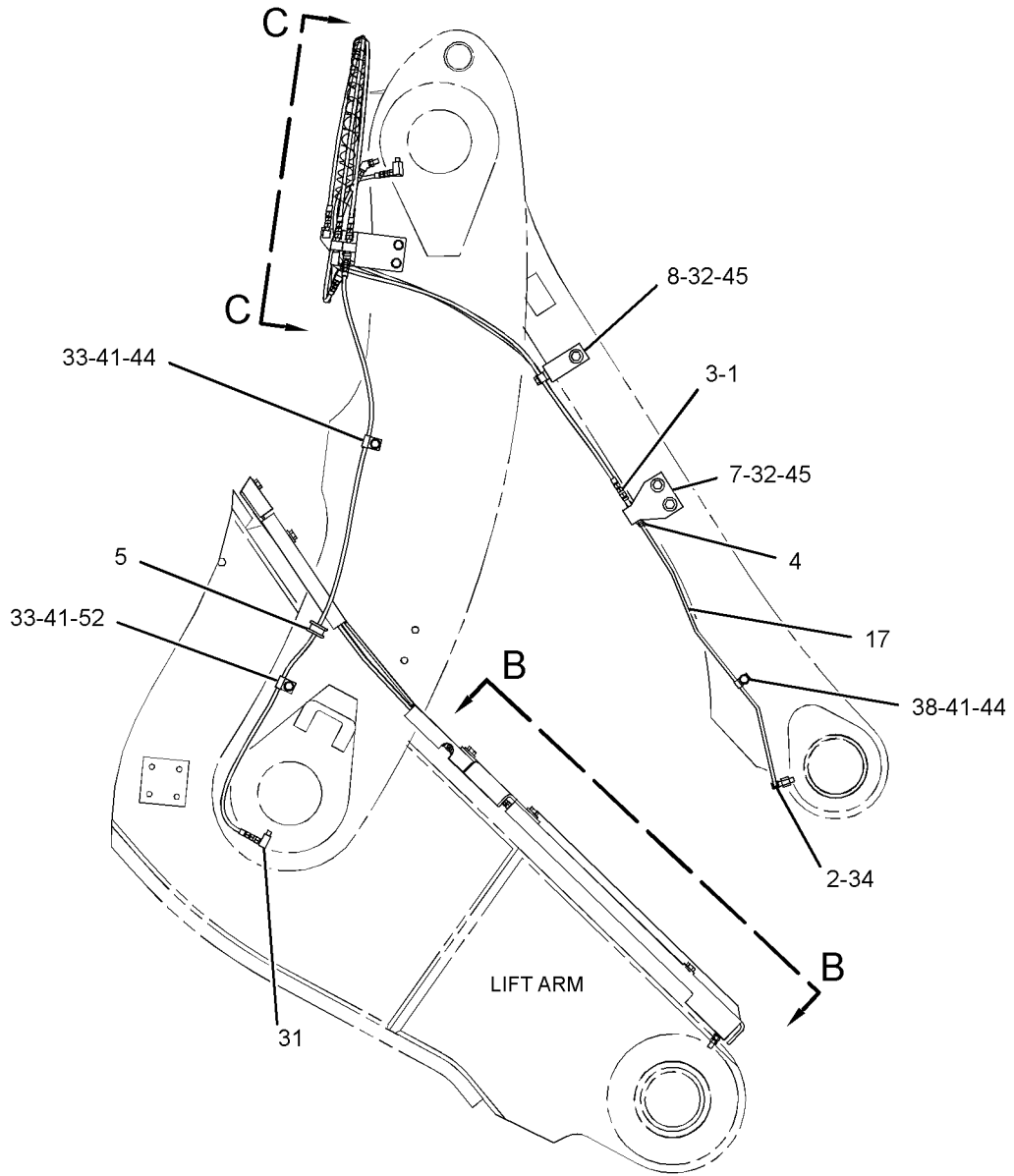
GRAPHIC #1

g01341004

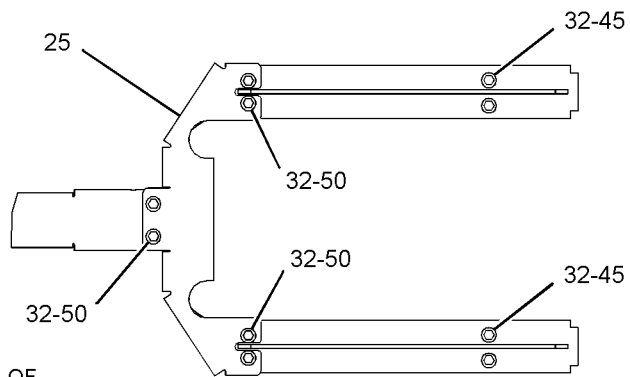
FRAME AND BODY

259-2434 LINES GP-AUTOMATIC LUBRICATION (contd.)

i02675899



RIGHT SIDE VIEW



VIEW B-B

REFER TO ALL ILLUSTRATIONS OF THIS GROUP FOR AUXILIARY VIEWS

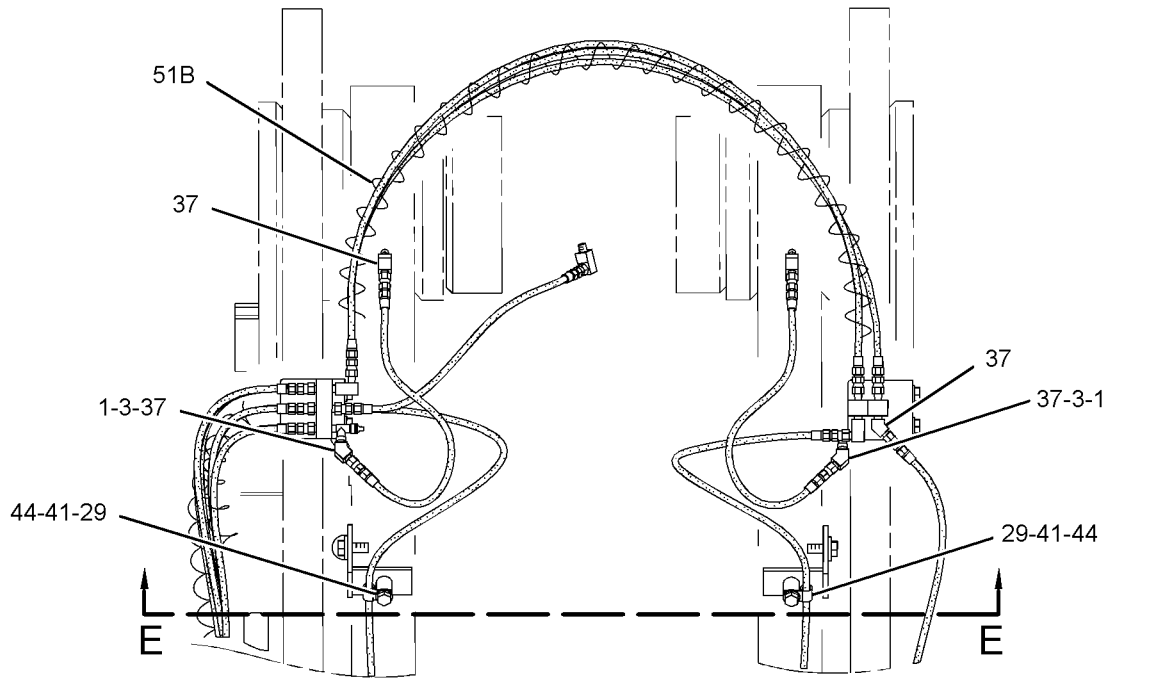
GRAPHIC #2

g01330696

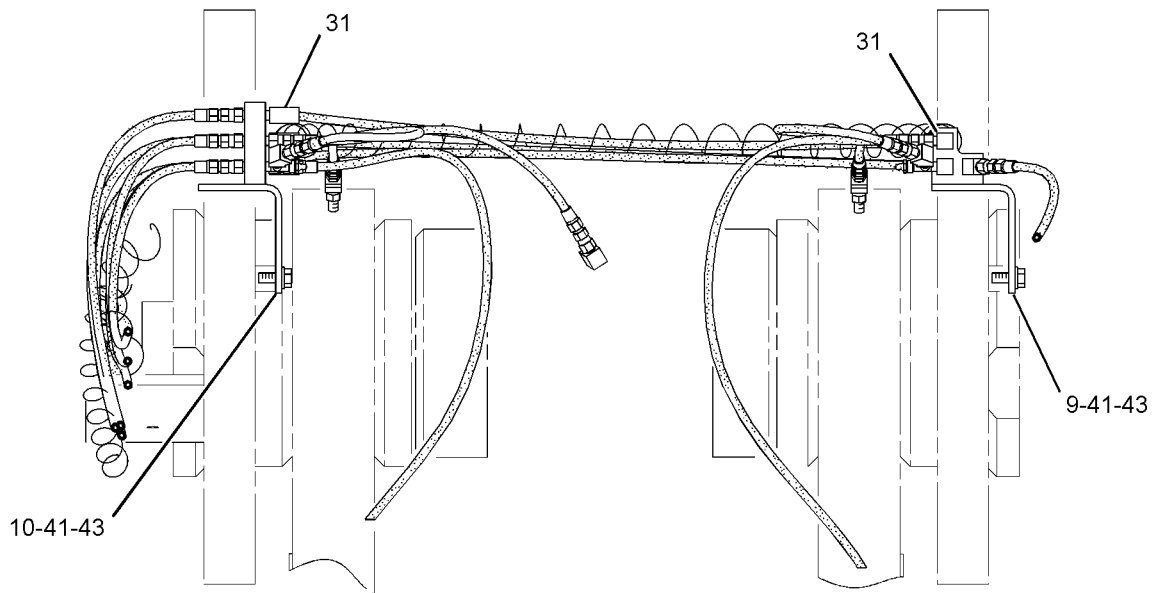
FRAME AND BODY

259-2434 LINES GP-AUTOMATIC LUBRICATION (contd.)

i02675899



VIEW C-C



SECTION E-E

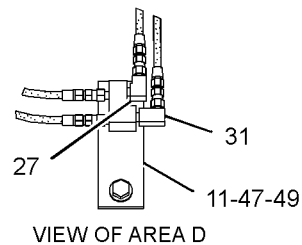
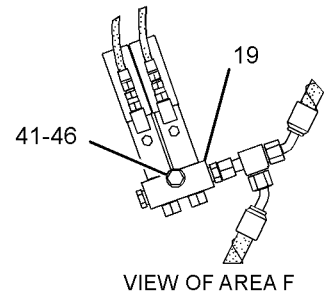
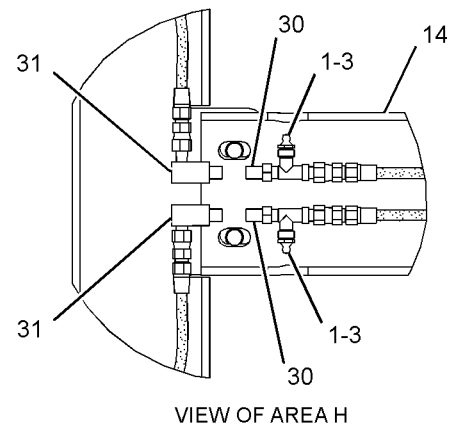
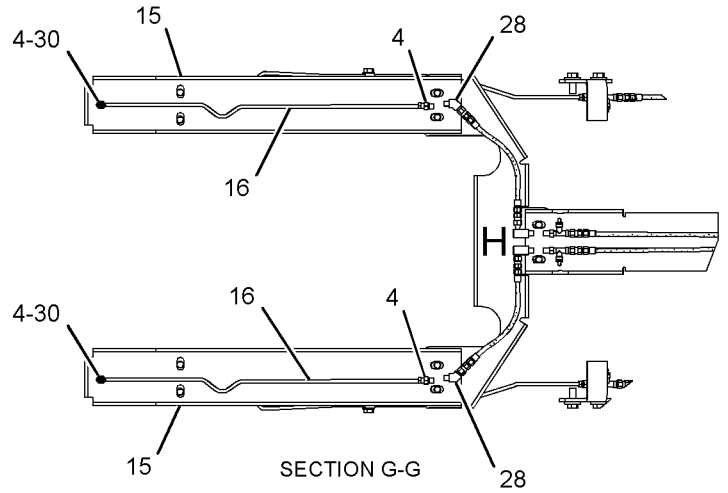
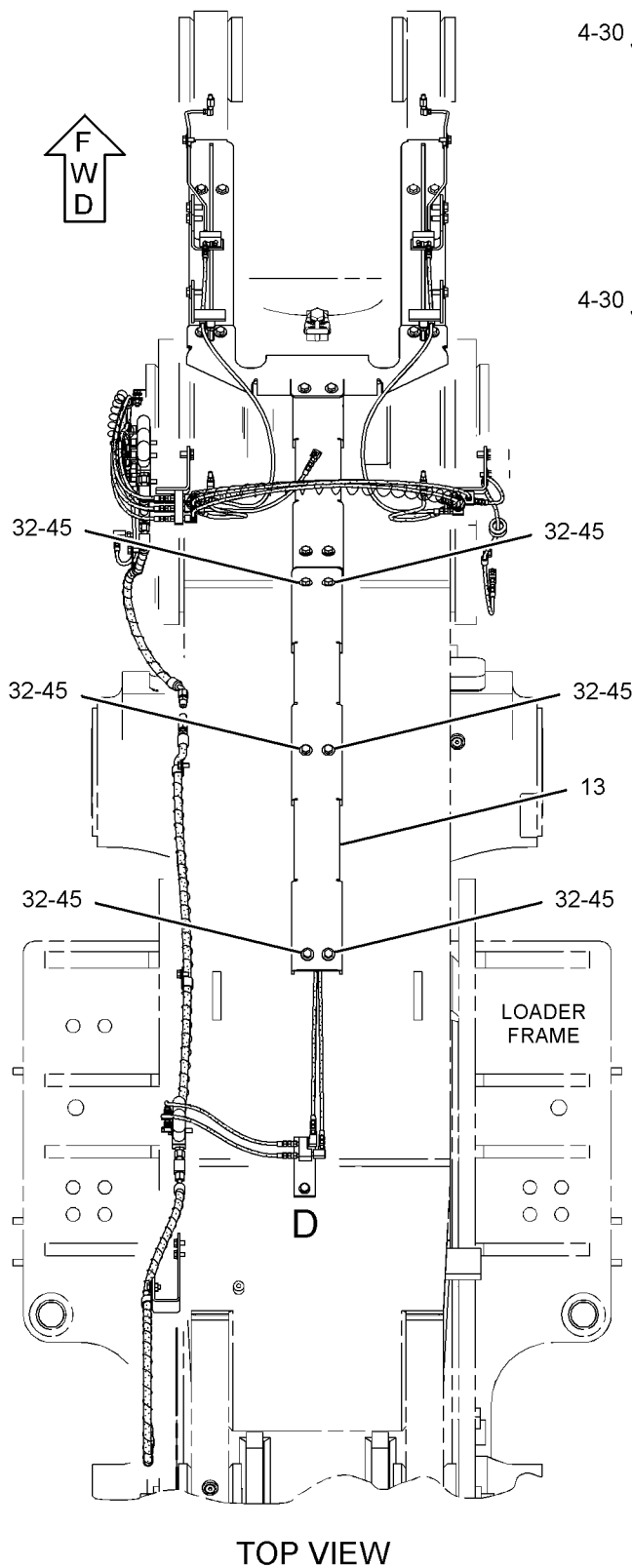
GRAPHIC #3

g01330697

FRAME AND BODY

259-2434 LINES GP-AUTOMATIC LUBRICATION (contd.)

i02675899



GRAPHIC #4

<END>

g01330694

FRAME AND BODY

259-2441 LINES GP-AUTOMATIC LUBRICATION-REAR FRAME

S/N: BXY1-696

PART OF 259-2435, 259-2436, 259-2437 LUBRICATION AR-AUTOMATIC
AN ATTACHMENT

SMCS-7510, 7540

i02226004

NOTE	REF NO	GRAPHIC REF	PART NUMBER	QTY	PART NAME						SEE PAGE
					1	2	3	4	5	6 (PRODUCT LEVEL)	
	1	1	3E-2345	1	TEE-O-RING						
B	2	1	3S-2093	1	STRAP-CABLE						
	3	1	5K-9979	2	CONNECTOR						
	4	1	6B-6205	1	SPACER (0.438X0.875X1.281-IN THK)						
	5	1	160-1744	2	BRACKET						
	6	1	189-1858	1	COUPLER AS						
	7	1	189-7038	1	GUARD						
	8	1	189-7482	1	SHEET AS						
M		1	8T-4219	1	STUD-WELD (M10X1.5X17.5-MM)						
	9	1	189-7483	1	SHEET AS						
M		1	8T-3490	1	NUT-WELD (M10X1.5-THD)						
	10	1	189-7488	1	BRACKET						
I	11	1	189-7501	1	HOSE AS						
I	12	1	189-7502	1	HOSE AS						
Y	13	1	238-1006	1	TANK & PUMP GP-LUBRICATION						1172
Y	14	1	259-2442	1	LINES GP-LUBRICATION (PUMP)						1147
Y	15	1	259-2447	1	VALVE & LINES GP-LUBRICATION (STEERING CYLINDERS, TRUNNIONS)						1225
	16	1	093-2065	2	GROMMET						
	17	1	148-8366	1	ELBOW AS						
		1	6V-8397	2	SEAL-O-RING						
		1	6V-8987	1	ELBOW						
18		1	148-8371	1	ELBOW AS						
		1	6V-8397	1	SEAL-O-RING						
		1	8C-8988	1	ELBOW						
19		1	148-8380	1	ELBOW AS						
		1	6V-8398	2	SEAL-O-RING						
		1	6V-8988	1	ELBOW						
20		1	153-6241	1	ELBOW AS						
		1	6V-8398	1	SEAL-O-RING						
		1	8C-8989	1	ELBOW						
21		1	169-4279	1	CONNECTOR AS						
		1	6V-8398	1	SEAL-O-RING						
		1	8C-6872	1	CONNECTOR						
22		1	1S-0994	1	CLIP						
23		1	2S-1647	1	GROMMET						
24		1	3D-2824	1	SEAL-O-RING						
25		1	3J-5389	1	PLUG						
26		1	4D-7794	4	CLIP						
27		1	4S-1962	1	CLIP						
28		1	5P-7464	1	CLIP (SLOT)						
29		1	5P-7465	1	CLIP (TAB)						
30		1	5P-7468	1	CLIP (SLOT)						
31		1	5P-7469	1	CLIP (TAB)						
32		1	6D-1641	3	CLIP						
33		1	6V-1249	1	GROMMET						
34		1	6V-2235	2	CLIP						
35		1	6V-4349	1	GROMMET						
36		1	6V-9168	1	NUT (11/16-16-THD)						
37		1	6V-9169	1	NUT-BULKHEAD (13/16-16-THD)						
38		1	6V-9746	1	SEAL-O-RING						
39		1	8S-0948	1	CLIP						
40		1	8T-4121	28	WASHER-HARD (11X21X2.5-MM THK)						
M	41	1	8T-4133	5	NUT (M10X1.5-THD)						
M	42	1	8T-4136	11	BOLT (M10X1.5X25-MM)						

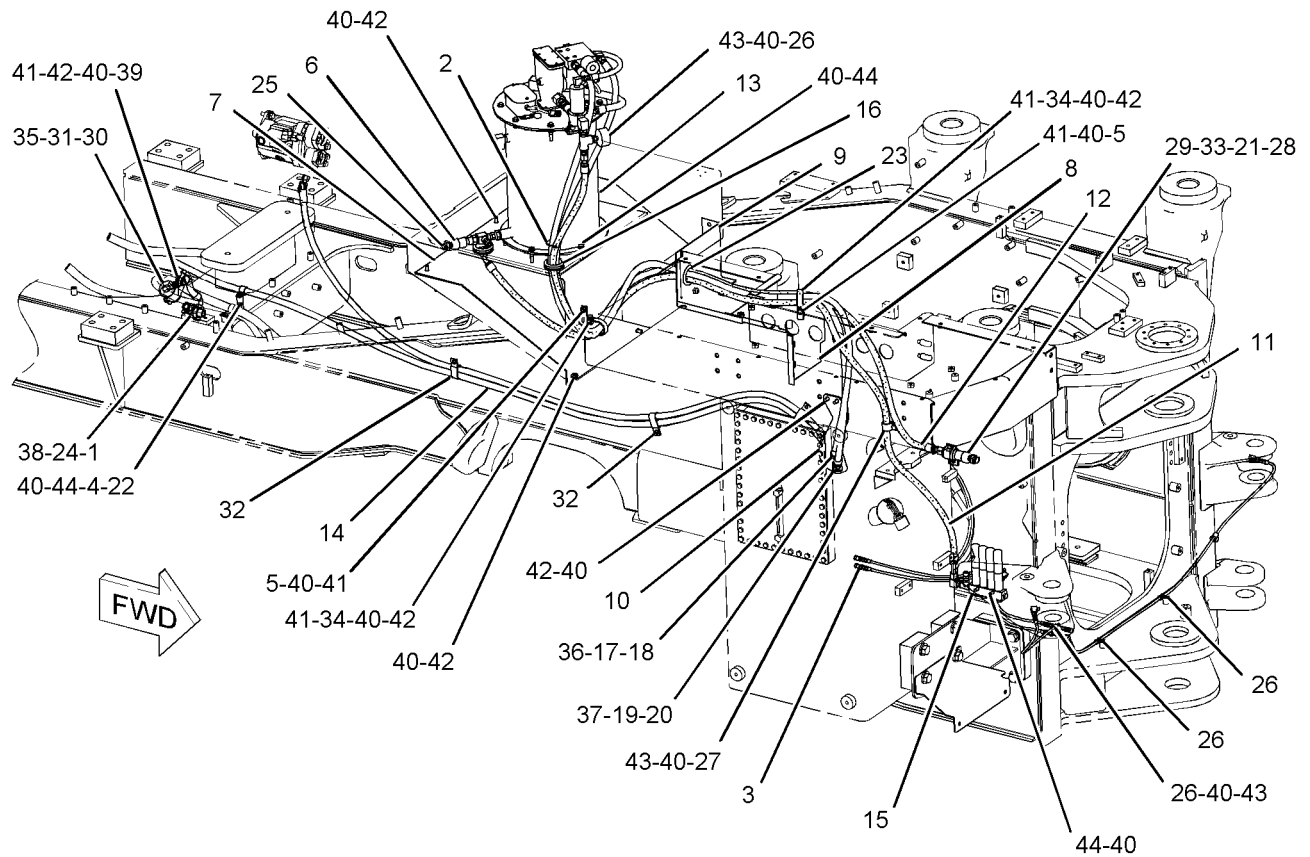
FRAME AND BODY

259-2441 LINES GP-AUTOMATIC LUBRICATION (contd.)

i02226004

NOTE	REF NO	GRAPHIC REF	PART NUMBER	QTY	PART NAME						SEE PAGE
					1	2	3	4	5	6 (PRODUCT LEVEL)	
M	43	1	8T-4137	3	BOLT (M10X1.5X20-MM)						
M	44	1	8T-4185	9	BOLT (M10X1.5X50-MM)						

B-USE AS REQUIRED
 I-REFER TO HYDRAULIC INFORMATION SYSTEM
 M-METRIC PART
 Y-SEPARATE ILLUSTRATION



GRAPHIC #1

<END>

g01128754

FRAME AND BODY

259-2441 LINES GP-AUTOMATIC LUBRICATION-REAR FRAME

S/N: BXY697-1200

PART OF 259-2435, 259-2436, 259-2437 LUBRICATION AR-AUTOMATIC
AN ATTACHMENT

SMCS-7510, 7540

i02457428

NOTE	REF NO	GRAPHIC REF	PART NUMBER	QTY	PART NAME						SEE PAGE
					1	2	3	4	5	6 (PRODUCT LEVEL)	
	1	1	3E-2345	1	TEE-O-RING						
B	2	1	3S-2093	1	STRAP-CABLE						
	3	1	5K-9979	2	CONNECTOR						
	4	1	6B-6205	1	SPACER (0.438X0.875X1.281-IN THK)						
	5	1	160-1744	3	BRACKET						
	6	1	189-1858	1	COUPLER AS						
	7	1	189-7038	1	GUARD						
	8	1	189-7482	1	SHEET AS						
M		1	8T-4219	1	STUD-WELD (M10X1.5X17.5-MM)						
	9	1	189-7483	1	SHEET AS						
M		1	8T-3490	1	NUT-WELD (M10X1.5-THD)						
	10	1	189-7488	1	BRACKET						
I	11	1	189-7501	1	HOSE AS						
I	12	1	189-7502	1	HOSE AS						
Y	13	1	238-1006	1	TANK & PUMP GP-LUBRICATION						1172
Y	14	1	259-2442	1	LINES GP-LUBRICATION (PUMP)						1147
Y	15	1	259-2447	1	VALVE & LINES GP-LUBRICATION (STEERING CYLINDERS, TRUNNIONS)						1225
	16	1	093-2065	2	GROMMET						
	17	1	148-8366	1	ELBOW AS						
		1	6V-8397	2	SEAL-O-RING						
		1	6V-8987	1	ELBOW						
18		1	148-8371	1	ELBOW AS						
		1	6V-8397	1	SEAL-O-RING						
		1	8C-8988	1	ELBOW						
19		1	148-8380	1	ELBOW AS						
		1	6V-8398	2	SEAL-O-RING						
		1	6V-8988	1	ELBOW						
20		1	153-6241	1	ELBOW AS						
		1	6V-8398	1	SEAL-O-RING						
		1	8C-8989	1	ELBOW						
21		1	169-4279	1	CONNECTOR AS						
		1	6V-8398	1	SEAL-O-RING						
		1	8C-6872	1	CONNECTOR						
22		1	1S-0994	2	CLIP						
23		1	2S-1647	1	GROMMET						
24		1	3D-2824	1	SEAL-O-RING						
25		1	3J-5389	1	PLUG						
26		1	4D-7794	4	CLIP						
27		1	4S-1962	1	CLIP						
28		1	5P-7464	1	CLIP (SLOT)						
29		1	5P-7465	1	CLIP (TAB)						
30		1	5P-7468	1	CLIP (SLOT)						
31		1	5P-7469	1	CLIP (TAB)						
32		1	6D-1641	3	CLIP						
33		1	6V-1249	1	GROMMET						
34		1	6V-2235	3	CLIP						
35		1	6V-4349	1	GROMMET						
36		1	6V-9168	1	NUT (11/16-16-THD)						
37		1	6V-9169	1	NUT-BULKHEAD (13/16-16-THD)						
38		1	6V-9746	1	SEAL-O-RING						
39		1	8S-0948	1	CLIP						
40		1	8T-4121	30	WASHER-HARD (11X21X2.5-MM THK)						
M	41	1	8T-4133	6	NUT (M10X1.5-THD)						
M	42	1	8T-4136	12	BOLT (M10X1.5X25-MM)						

FRAME AND BODY

259-2441 LINES GP-AUTOMATIC LUBRICATION (contd.)

i02457428

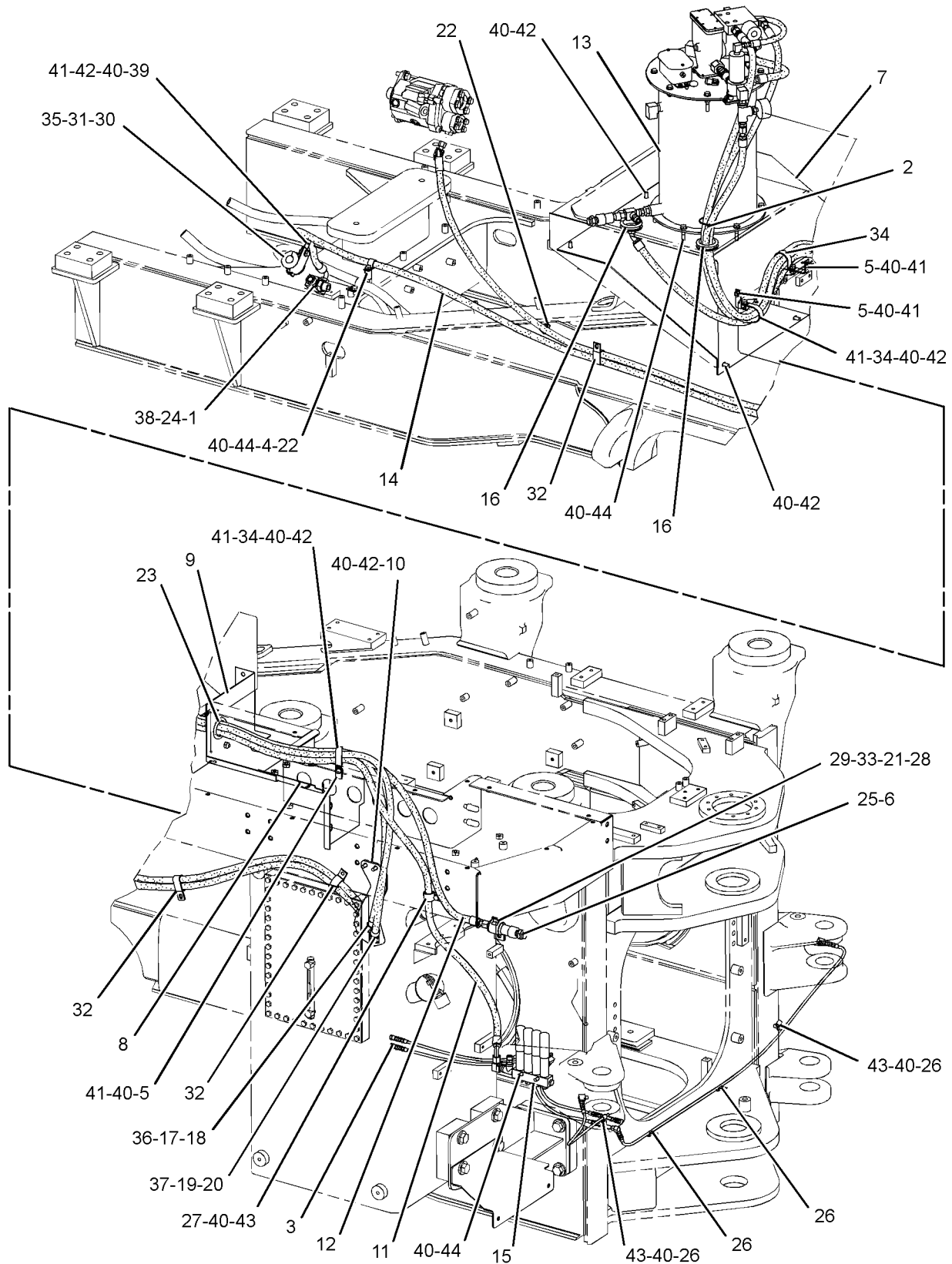
NOTE	REF NO	GRAPHIC REF	PART NUMBER	QTY	PART NAME						SEE PAGE
					1	2	3	4	5	6 (PRODUCT LEVEL)	
M	43	1	8T-4137	3	BOLT (M10X1.5X20-MM)						
M	44	1	8T-4185	9	BOLT (M10X1.5X50-MM)						

B-USE AS REQUIRED
 I-REFER TO HYDRAULIC INFORMATION SYSTEM
 M-METRIC PART
 Y-SEPARATE ILLUSTRATION

FRAME AND BODY

259-2441 LINES GP-AUTOMATIC LUBRICATION (contd.)

i02457428



GRAPHIC #1

<END>

g01286577

FRAME AND BODY

259-2441 LINES GP-AUTOMATIC LUBRICATION-REAR FRAME

S/N: BXY1201-1899

PART OF 259-2435, 259-2436, 259-2437 LUBRICATION AR-AUTOMATIC
AN ATTACHMENT

SMCS-7510, 7540

i02636695

NOTE	REF NO	GRAPHIC REF	PART NUMBER	QTY	PART NAME						SEE PAGE
					1	2	3	4	5	6 (PRODUCT LEVEL)	
		1	3E-2345	1	TEE-O-RING						
B		2	3S-2093	1	STRAP-CABLE						
		3	5K-9979	2	CONNECTOR						
		4	6B-6205	1	SPACER (0.438X0.875X1.281-IN THK)						
		5	160-1744	2	BRACKET						
		6	189-1858	1	COUPLER AS						
		7	189-7038	1	GUARD						
		8	189-7482	1	SHEET AS						
M		1	8T-4219	1	STUD-WELD (M10X1.5X17.5-MM)						
		9	189-7483	1	SHEET AS						
M		1	8T-3490	1	NUT-WELD (M10X1.5-THD)						
		10	189-7488	1	BRACKET						
I		1	189-7501	1	HOSE AS						
I		1	189-7502	1	HOSE AS						
Y		1	238-1006	1	TANK & PUMP GP-LUBRICATION						1172
Y		1	259-2442	1	LINES GP-LUBRICATION (PUMP)						1147
Y		1	259-2447	1	VALVE & LINES GP-LUBRICATION (STEERING CYLINDERS, TRUNNIONS)						1225
		1	093-2065	2	GROMMET						
		1	148-8366	1	ELBOW AS						
		1	6V-8397	2	SEAL-O-RING						
		1	6V-8987	1	ELBOW						
18		1	148-8371	1	ELBOW AS						
		1	6V-8397	1	SEAL-O-RING						
		1	8C-8988	1	ELBOW						
19		1	148-8380	1	ELBOW AS						
		1	6V-8398	2	SEAL-O-RING						
		1	6V-8988	1	ELBOW						
20		1	153-6241	1	ELBOW AS						
		1	6V-8398	1	SEAL-O-RING						
		1	8C-8989	1	ELBOW						
21		1	169-4279	1	CONNECTOR AS						
		1	6V-8398	1	SEAL-O-RING						
		1	8C-6872	1	CONNECTOR						
22		1	1S-0994	2	CLIP						
23		1	2S-1647	1	GROMMET						
24		1	3D-2824	1	SEAL-O-RING						
25		1	3J-5389	1	PLUG						
26		1	4D-7794	4	CLIP						
27		1	4S-1962	1	CLIP						
28		1	5P-7464	1	CLIP (SLOT)						
29		1	5P-7465	1	CLIP (TAB)						
30		1	5P-7468	1	CLIP (SLOT)						
31		1	5P-7469	1	CLIP (TAB)						
32		1	6D-1641	3	CLIP						
33		1	6V-1249	1	GROMMET						
34		1	6V-2235	3	CLIP						
35		1	6V-4349	1	GROMMET						
36		1	6V-9168	1	NUT (11/16-16-THD)						
37		1	6V-9169	1	NUT-BULKHEAD (13/16-16-THD)						
38		1	6V-9746	1	SEAL-O-RING						
39		1	8S-0948	1	CLIP						
40		1	8T-4121	30	WASHER-HARD (11X21X2.5-MM THK)						
M		1	8T-4133	6	NUT (M10X1.5-THD)						
M		1	8T-4136	12	BOLT (M10X1.5X25-MM)						

FRAME AND BODY

259-2441 LINES GP-AUTOMATIC LUBRICATION (contd.)

i02636695

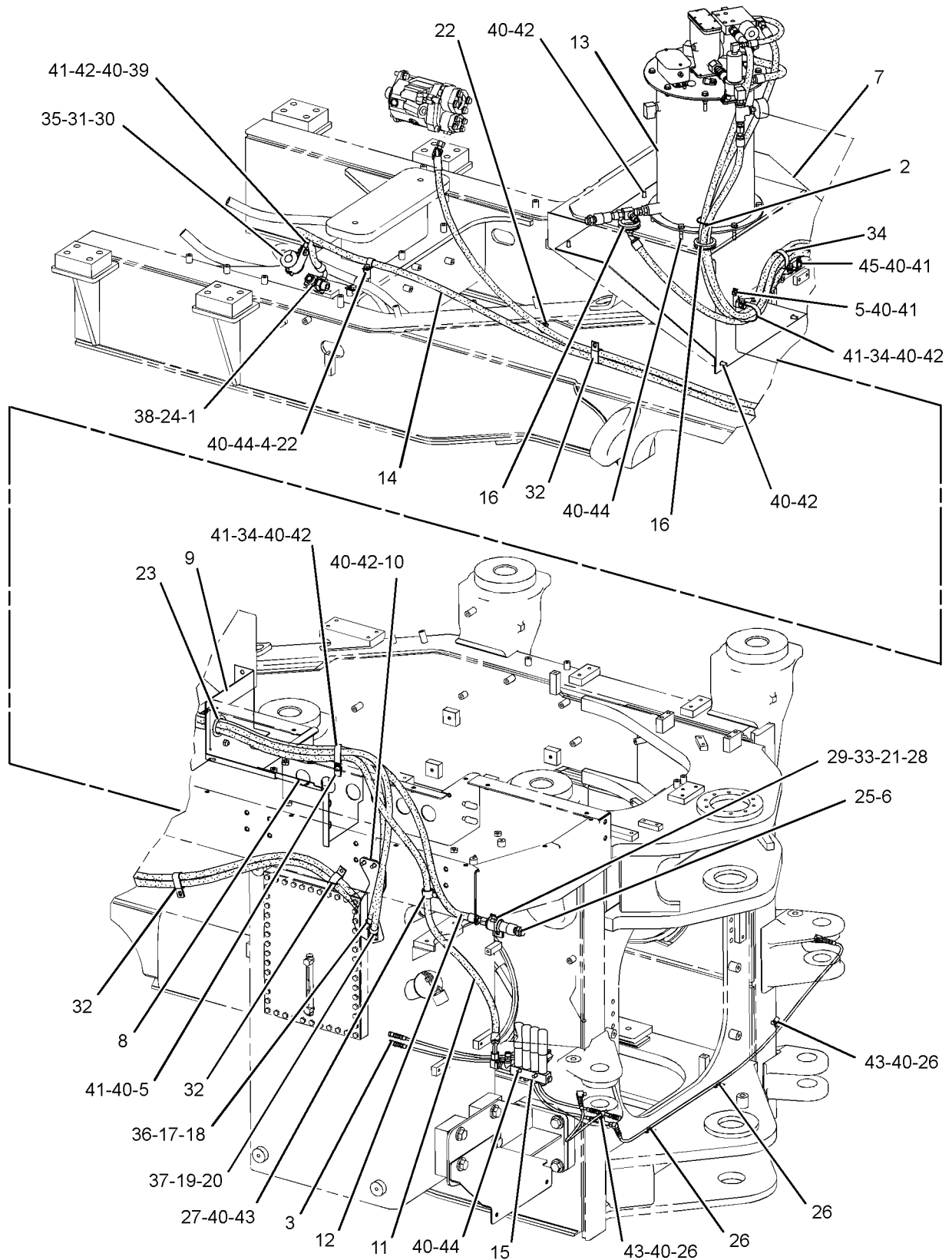
NOTE	REF NO	GRAPHIC REF	PART NUMBER	QTY	PART NAME						SEE PAGE
					1	2	3	4	5	6 (PRODUCT LEVEL)	
M	43	1	8T-4137	3	BOLT (M10X1.5X20-MM)						
M	44	1	8T-4185	9	BOLT (M10X1.5X50-MM)						
	45	1	179-2805	1	BRACKET						

B-USE AS REQUIRED
 I-REFER TO HYDRAULIC INFORMATION SYSTEM
 M-METRIC PART
 Y-SEPARATE ILLUSTRATION

FRAME AND BODY

259-2441 LINES GP-AUTOMATIC LUBRICATION (contd.)

i02636695



GRAPHIC #1

<END>

g01346037

FRAME AND BODY

259-2444 LINES GP-AUTOMATIC LUBRICATION- BOOM, TILT LINKS

S/N: BXY1-1200

PART OF 259-2437 LUBRICATION AR-AUTOMATIC
AN ATTACHMENT

SMCS-7510, 7540

i02226472

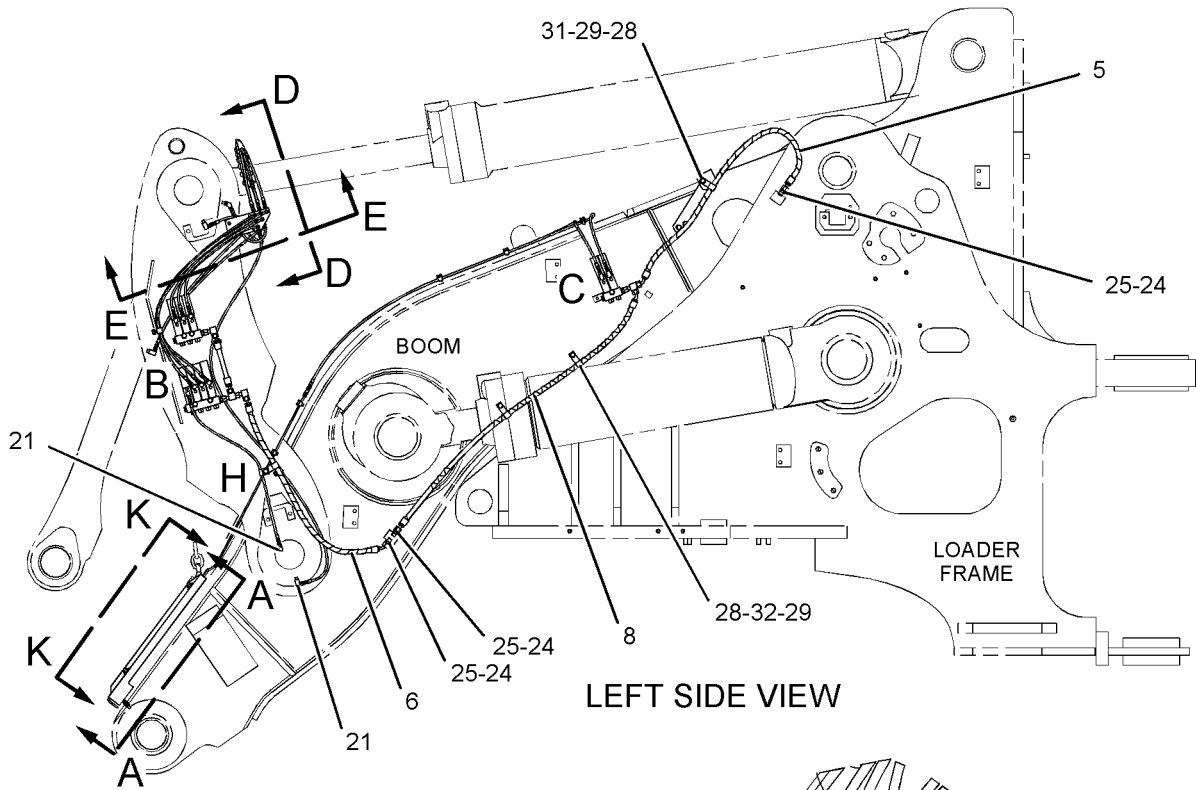
NOTE	REF NO	GRAPHIC REF	PART NUMBER	QTY	PART NAME						SEE PAGE
					1	2	3	4	5	6 (PRODUCT LEVEL)	
	1	2	3B-8489	2	FITTING-GREASE						
	2	2	5K-9979	2	CONNECTOR						
	3	2	5P-3422	2	TEE-PIPE						
	4	1,2	6L-3616	6	CONNECTOR						
I	5	1	189-7497	1	HOSE AS						
I	6	1	189-7499	1	HOSE AS						
I	7	1	189-7500	1	HOSE AS						
I	8	1	189-7609	1	HOSE AS						
	9	2	219-5073	2	TUBE AS						
	10	1	219-5074	2	TUBE AS						
	11	3	224-4416	1	BRACKET AS						
	12	3	224-4417	1	BRACKET AS						
	13	1	227-3250	2	GUARD AS						
Y	14	1	229-2622	1	VALVE & LINES GP-LUBRICATION (B-PIN, RH, LH)						1189
	15	2	255-0614	1	PLATE AS						
M		2	8T-3490	1	NUT-WELD (M10X1.5-THD)						
Y	16	1	259-2445	1	VALVE & LINES GP-LUBRICATION (LH C-PIN, LH TILT LINK PIN)						1221
Y	17	1	259-2446	1	VALVE & LINES GP-LUBRICATION (C-PIN, LINK PINS, TILT CYL PIN)						1223
	18	1,2	4D-7794	6	CLIP						
	19	2	4D-8123	2	CLIP						
	20	1,3	4K-3026	4	EXTENSION						
	21	1,2,3	4M-8973	12	ELBOW						
	22	2	5P-1076	8	WASHER-HARD (13.5X30X4-MM THK)						
	23	1	5P-9297	1	CLIP						
	24	1	6V-8397	3	SEAL-O-RING						
	25	1	8C-6869	3	CONNECTOR						
	26	3	8L-5008	5	ELBOW-PIPE						
	27	1,2	8M-2772	4	CLIP						
	28	1	8S-0948	4	CLIP						
	29	1,2,3	8T-4121	27	WASHER-HARD (11X21X2.5-MM THK)						
M	30	1	8T-4133	1	NUT (M10X1.5-THD)						
M	31	1,3	8T-4136	5	BOLT (M10X1.5X25-MM)						
M	32	1,2	8T-4137	16	BOLT (M10X1.5X20-MM)						
M	33	2	8T-4139	8	BOLT (M12X1.75X30-MM)						
M	34	1	8T-4185	5	BOLT (M10X1.5X50-MM)						
M	35	1	8T-4195	1	BOLT (M10X1.5X30-MM)						
	36	1	9M-8406	1	CLIP						
E	37	1,3	7I-1024		GUARD-HOSE (198-CM)						

E-ORDER BY THE CENTIMETER
I-REFER TO HYDRAULIC INFORMATION SYSTEM
M-METRIC PART
Y-SEPARATE ILLUSTRATION

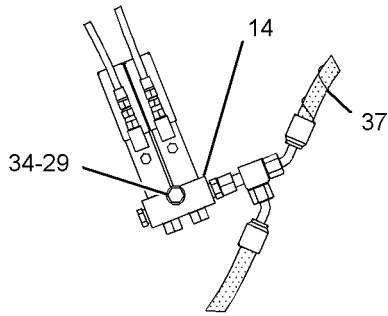
FRAME AND BODY

259-2444 LINES GP-AUTOMATIC LUBRICATION (contd.)

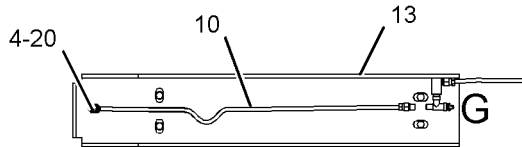
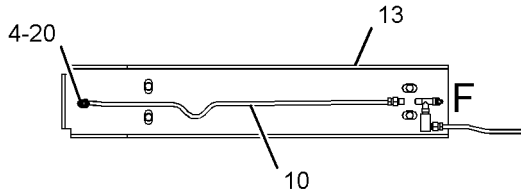
i02226472



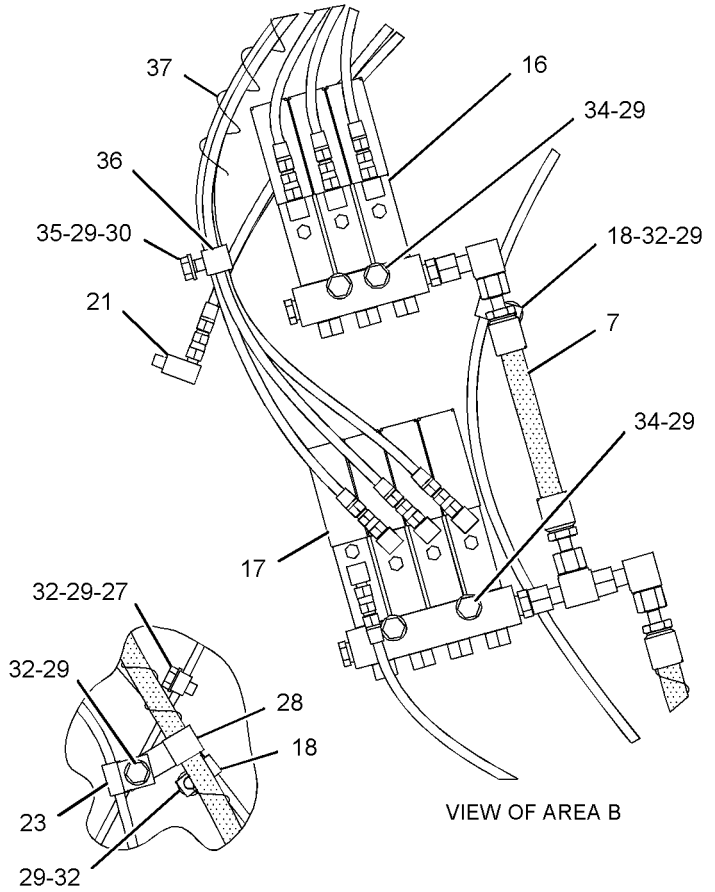
LEFT SIDE VIEW



VIEW OF AREA C



VIEW A-A



VIEW OF AREA B

VIEW OF AREA H

REFER TO ALL ILLUSTRATIONS OF THIS GROUP FOR AUXILIARY VIEWS

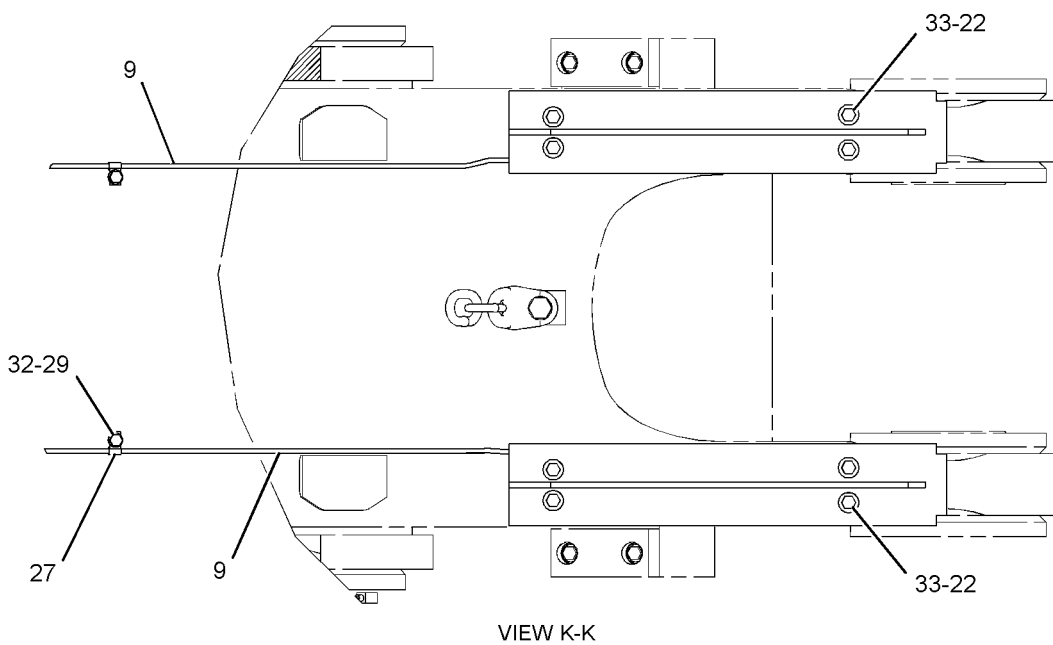
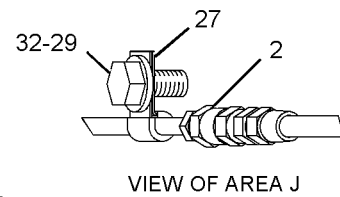
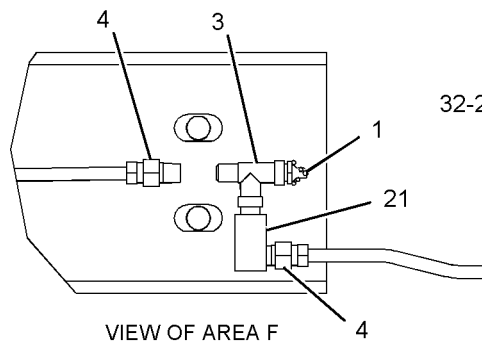
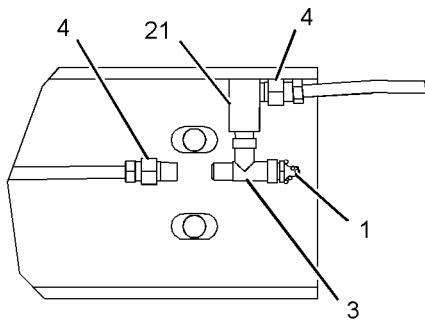
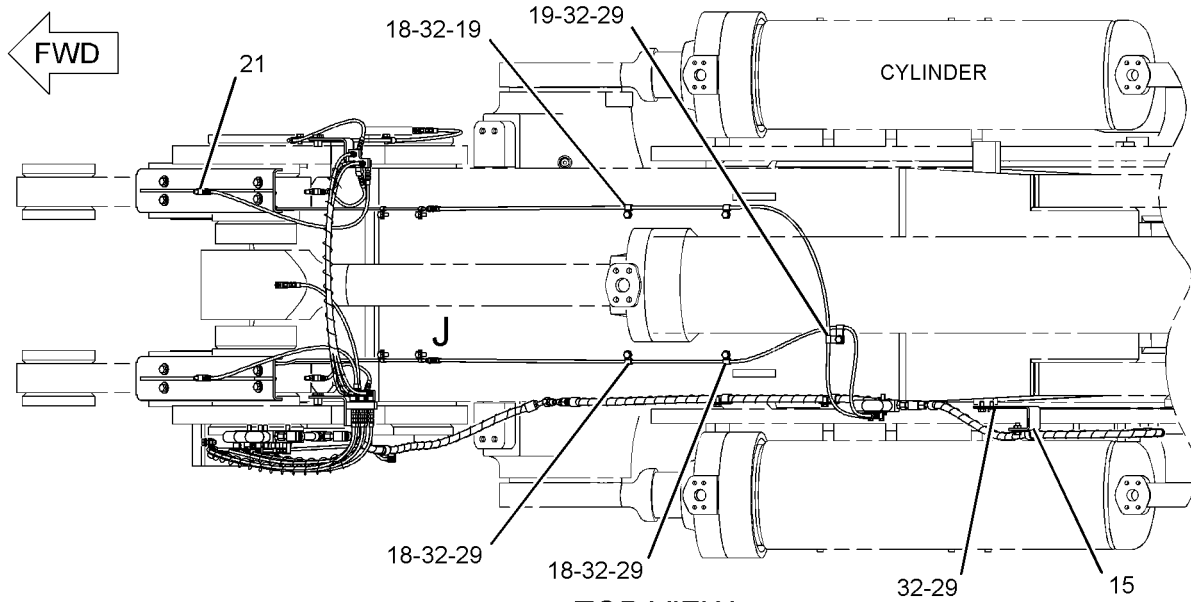
GRAPHIC #1

g01124508

FRAME AND BODY

259-2444 LINES GP-AUTOMATIC LUBRICATION (contd.)

i02226472



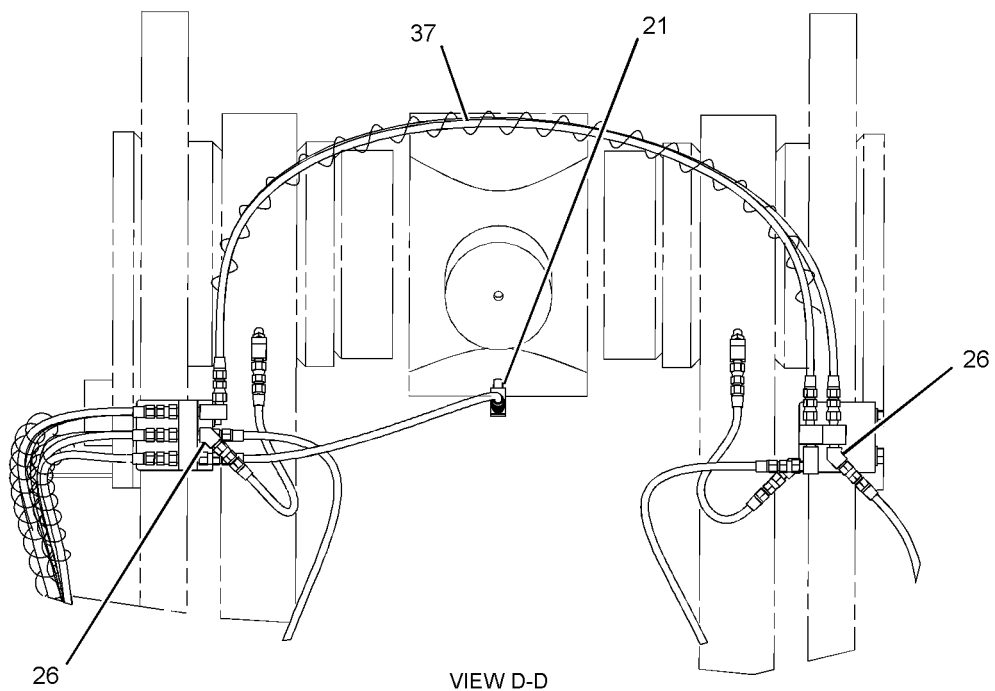
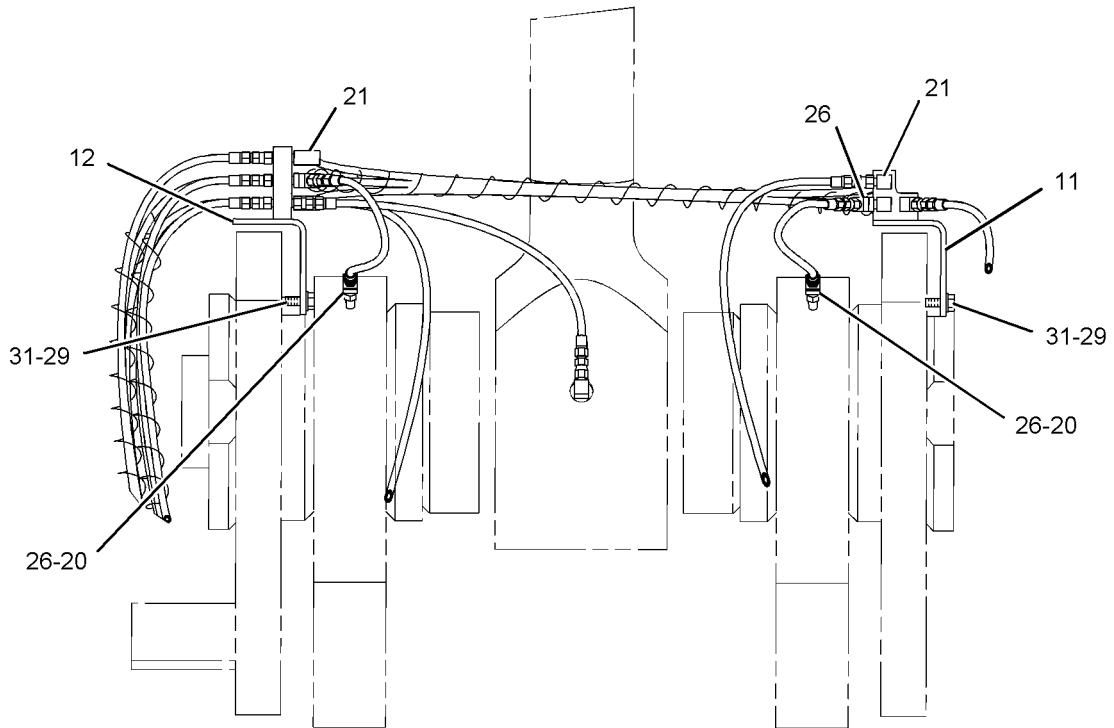
GRAPHIC #2

g01124509

FRAME AND BODY

259-2444 LINES GP-AUTOMATIC LUBRICATION (contd.)

i02226472



GRAPHIC #3

<END>

g01124520

FRAME AND BODY

259-2444 LINES GP-AUTOMATIC LUBRICATION- BOOM, TILT LINKS

S/N: BXY1201-1899

PART OF 259-2437 LUBRICATION AR-AUTOMATIC
AN ATTACHMENT

SMCS-7510, 7540

i02672936

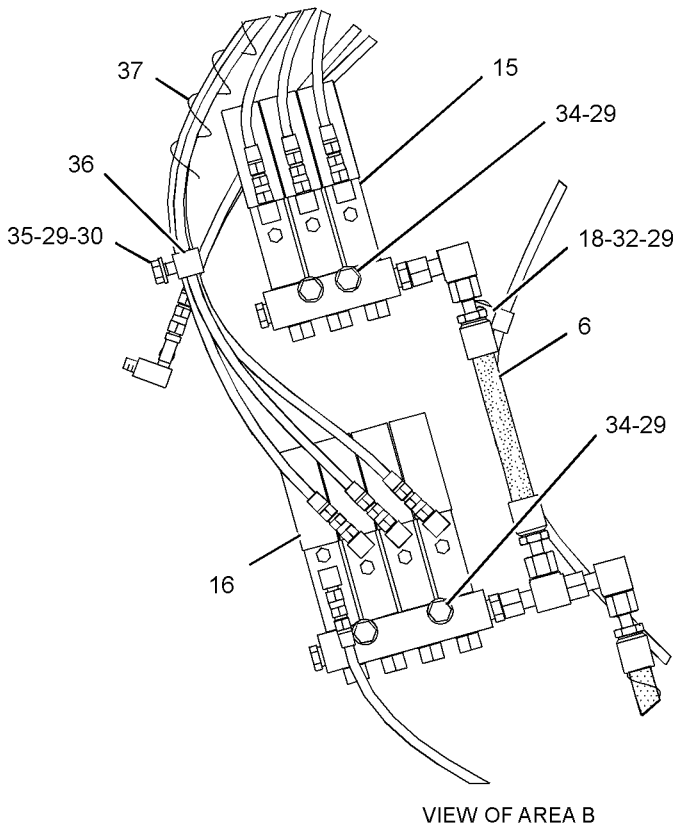
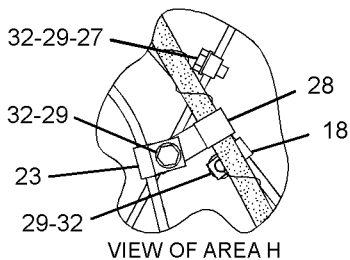
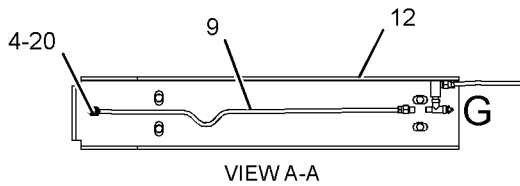
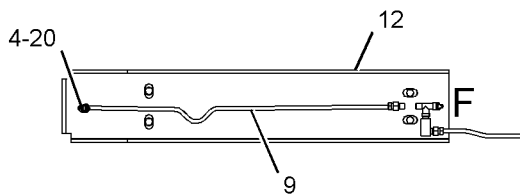
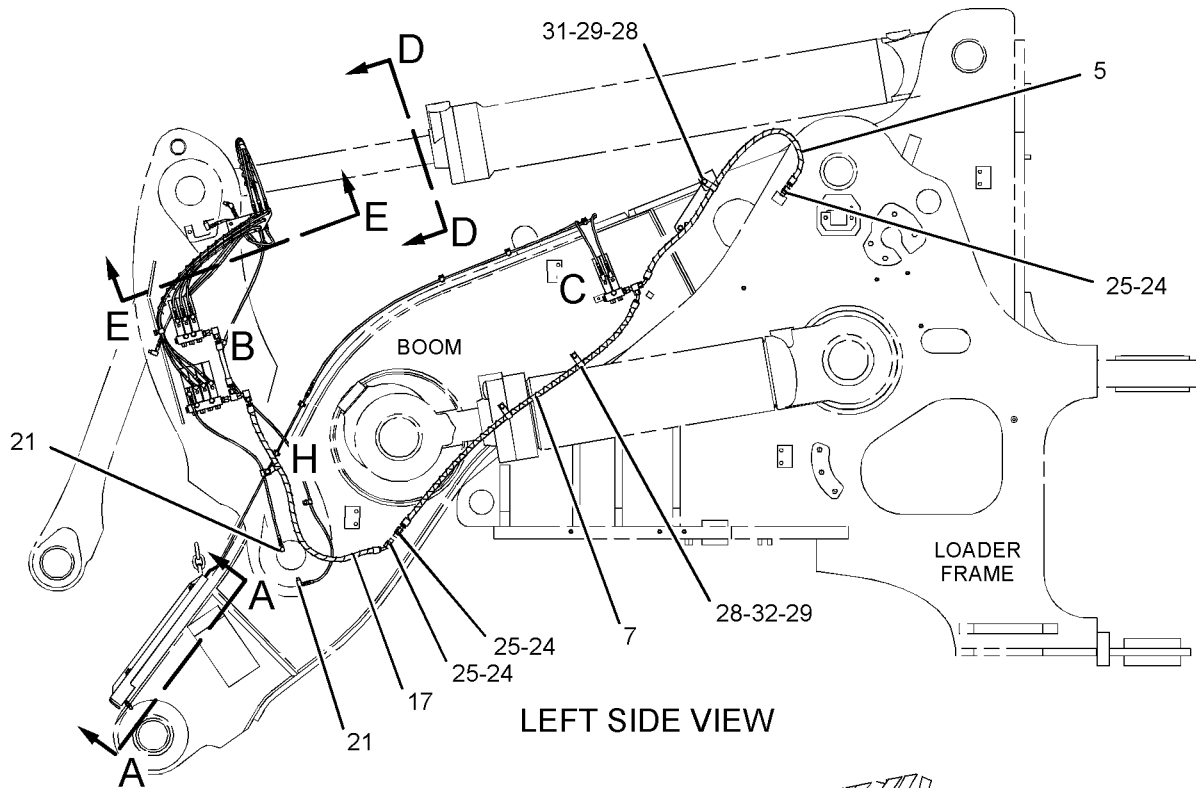
NOTE	REF NO	GRAPHIC REF	PART NUMBER	QTY	PART NAME						SEE PAGE
					1	2	3	4	5	6 (PRODUCT LEVEL)	
C	1	2,3	3B-8489	4	FITTING-GREASE						
	2	2	5K-9979	2	CONNECTOR						
C	3	2,3	5P-3422	4	TEE-PIPE						
	4	1,2	6L-3616	6	CONNECTOR						
I	5	1	189-7497	1	HOSE AS						
I	6	1	189-7500	1	HOSE AS						
I	7	1	285-7309	1	HOSE AS						
	8	2	219-5073	2	TUBE AS						
	9	1	219-5074	2	TUBE AS						
	10	3	224-4416	1	BRACKET AS						
	11	3	224-4417	1	BRACKET AS						
	12	1	227-3250	2	GUARD AS						
Y	13	2	229-2622	1	VALVE & LINES GP-LUBRICATION (B-PIN, RH, LH)						1189
	14	2	255-0614	1	PLATE AS						
M		2	8T-3490	1	NUT-WELD (M10X1.5-THD)						
Y	15	1	259-2445	1	VALVE & LINES GP-LUBRICATION (LH C-PIN, LH TILT LINK PIN)						1221
Y	16	1	259-2446	1	VALVE & LINES GP-LUBRICATION (C-PIN, LINK PINS, TILT CYL PIN)						1223
CI	17	1	272-5100	1	HOSE AS						
	18	1,2	4D-7794	6	CLIP						
	19	2	4D-8123	2	CLIP						
	20	1,3	4K-3026	4	EXTENSION						
	21	1,2,3	4M-8973	12	ELBOW						
	22	2	5P-1076	8	WASHER-HARD (13.5X30X4-MM THK)						
	23	1	5P-9297	1	CLIP						
	24	1	6V-8397	3	SEAL-O-RING						
	25	1	8C-6869	3	CONNECTOR						
	26	3	8L-5008	5	ELBOW-PIPE						
	27	1,2	8M-2772	4	CLIP						
	28	1	8S-0948	4	CLIP						
	29	1,2,3	8T-4121	27	WASHER-HARD (11X21X2.5-MM THK)						
M	30	1	8T-4133	1	NUT (M10X1.5-THD)						
M	31	1,3	8T-4136	5	BOLT (M10X1.5X25-MM)						
M	32	1,2	8T-4137	16	BOLT (M10X1.5X20-MM)						
M	33	2	8T-4139	8	BOLT (M12X1.75X30-MM)						
M	34	1,2	8T-4185	5	BOLT (M10X1.5X50-MM)						
M	35	1	8T-4195	1	BOLT (M10X1.5X30-MM)						
	36	1	9M-8406	1	CLIP						
E	37	1	7I-1024		GUARD-HOSE (61-CM)						
E	37A	3	7I-1024		GUARD-HOSE (40-CM)						
E	37B	3	7I-1024		GUARD-HOSE (97-CM)						

C-CHANGE FROM PREVIOUS TYPE
E-ORDER BY THE CENTIMETER
I-REFER TO HYDRAULIC INFORMATION SYSTEM
M-METRIC PART
Y-SEPARATE ILLUSTRATION

FRAME AND BODY

259-2444 LINES GP-AUTOMATIC LUBRICATION (contd.)

i02672936



REFER TO ALL ILLUSTRATIONS OF THIS GROUP FOR AUXILIARY VIEWS

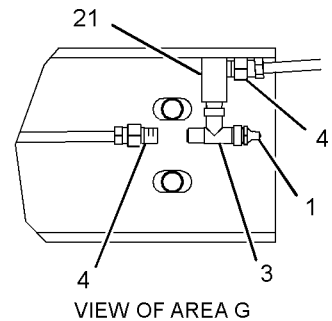
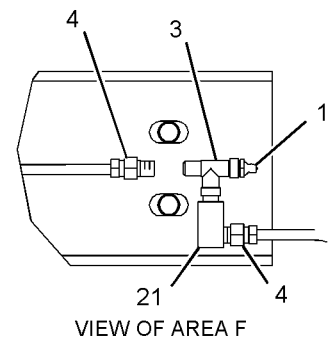
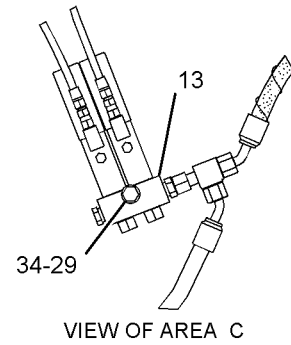
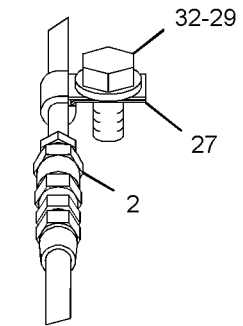
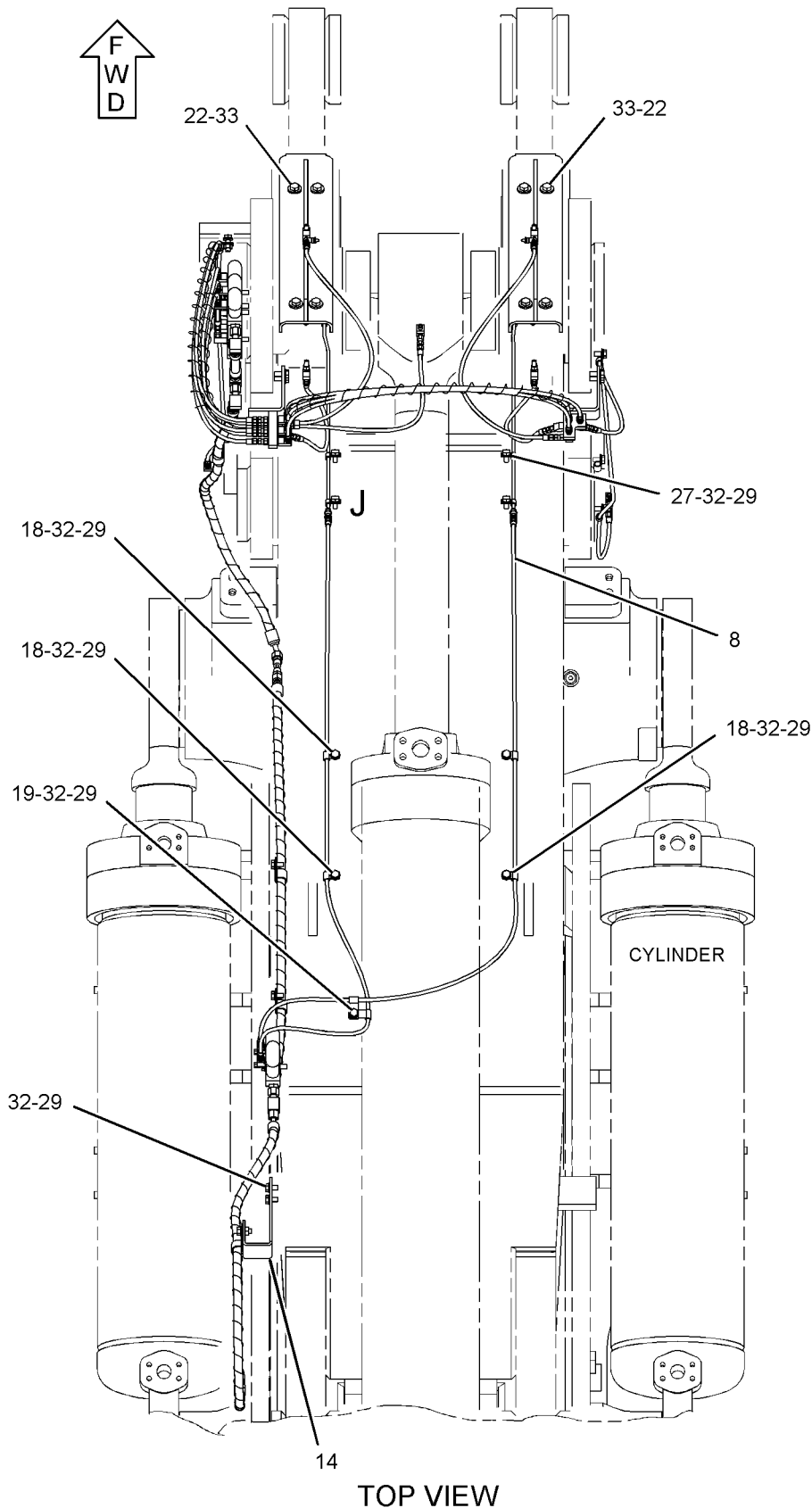
GRAPHIC #1

g01331586

FRAME AND BODY

259-2444 LINES GP-AUTOMATIC LUBRICATION (contd.)

i02672936



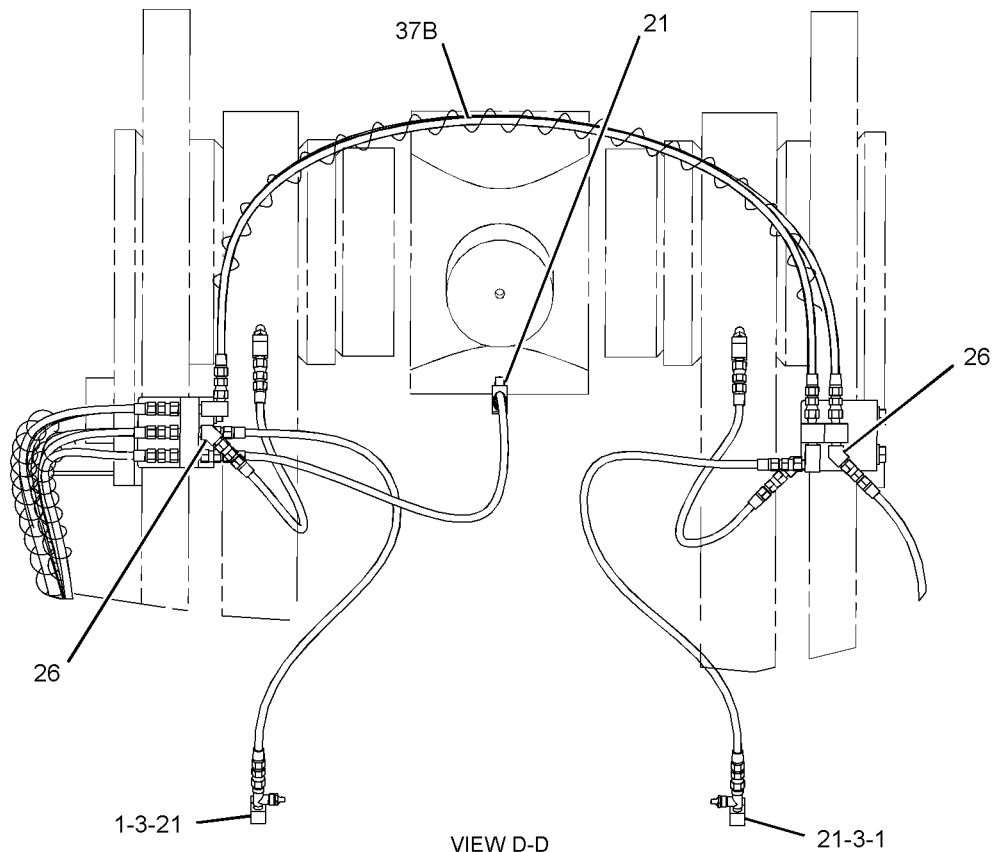
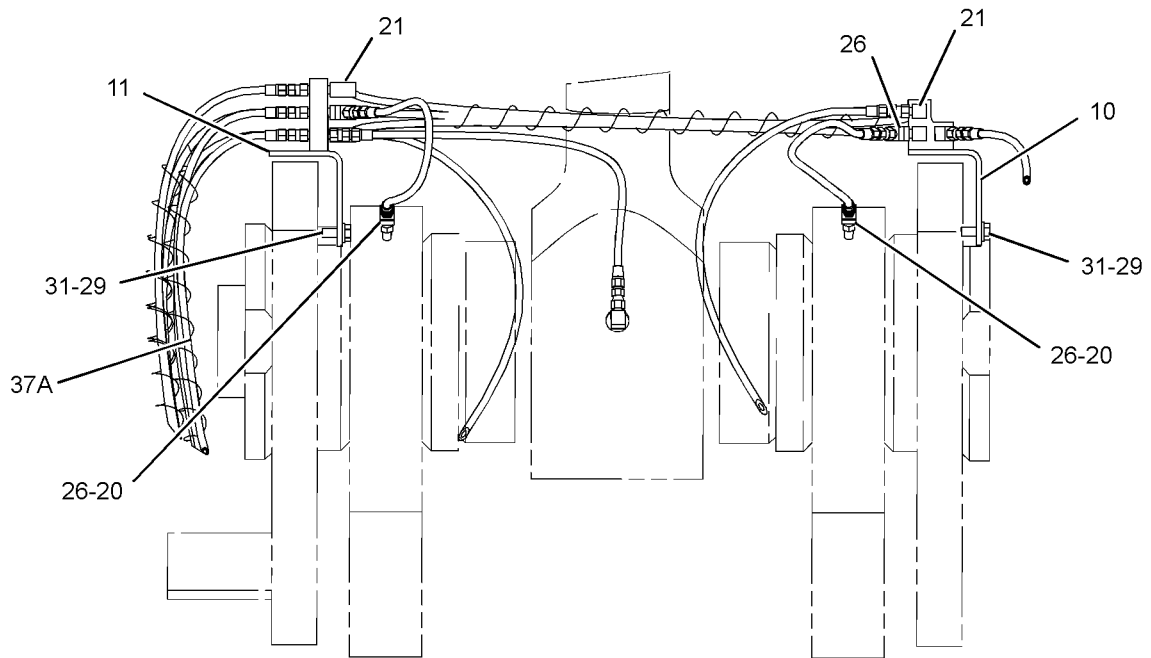
GRAPHIC #2

g01331584

FRAME AND BODY

259-2444 LINES GP-AUTOMATIC LUBRICATION (contd.)

i02672936



GRAPHIC #3

VIEW D-D
<END>

g01364096

FRAME AND BODY

259-2449 LINES GP-AUTOMATIC LUBRICATION- BOOM, TILT LINKS

S/N: BXY1-1899

PART OF 247-7034 LUBRICATION AR-AUTOMATIC
AN ATTACHMENT

SMCS-7510, 7540

i02649322

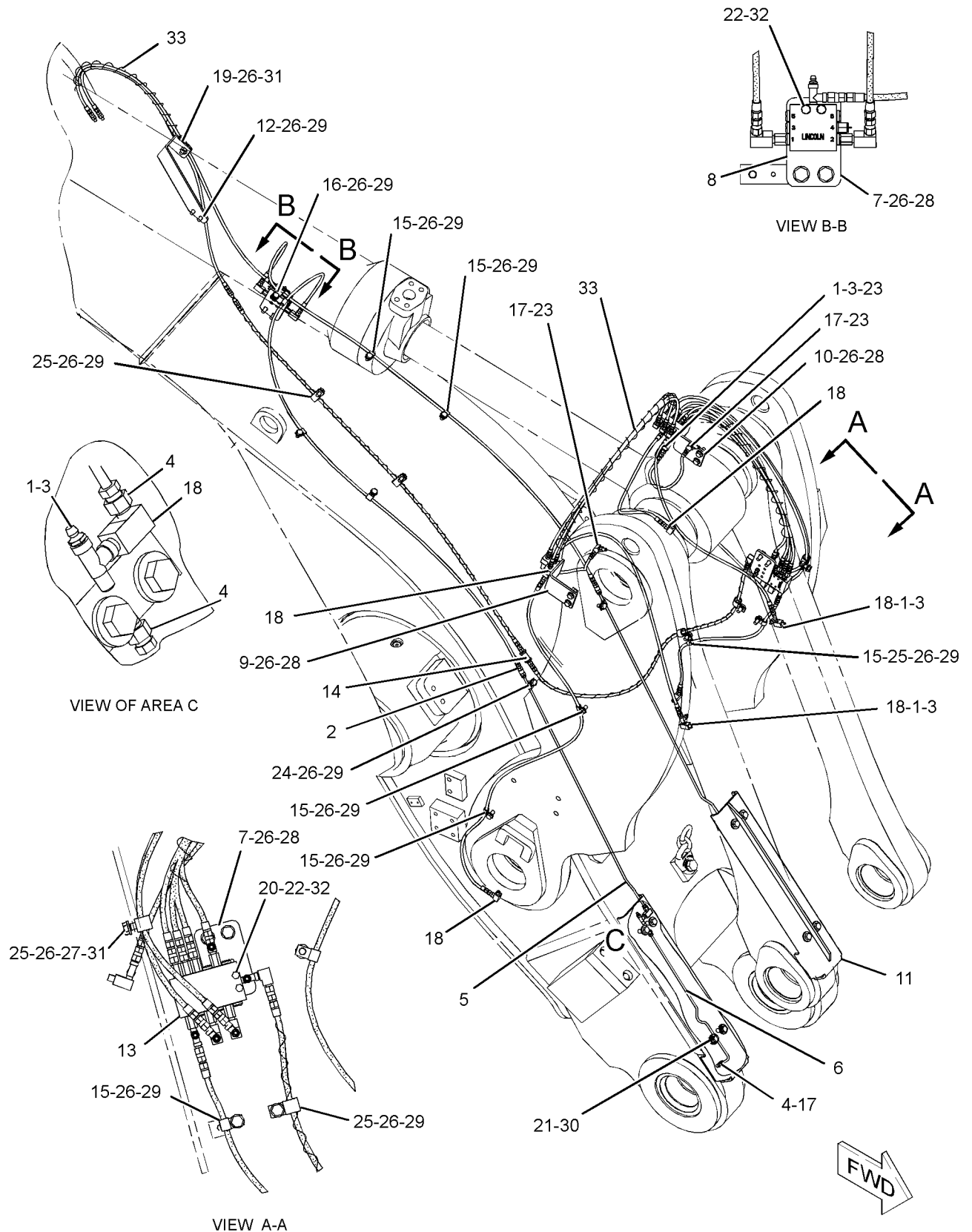
NOTE	REF NO	GRAPHIC REF	PART NUMBER	QTY	PART NAME						SEE PAGE
					1	2	3	4	5	6 (PRODUCT LEVEL)	
	1	1	3B-8489	6	FITTING-GREASE						
	2	1	5K-9979	2	CONNECTOR						
	3	1	5P-3422	6	TEE-PIPE						
	4	1	6L-3616	6	CONNECTOR						
	5	1	219-5073	2	TUBE AS						
	6	1	219-5074	2	TUBE AS						
	7	1	224-3952	2	PLATE						
Y	8	1	224-4411	1	VALVE & LINES GP-LUBRICATION (RIGHT, LEFT BOOM PINS)						1185
	9	1	224-4416	1	BRACKET AS						
	10	1	224-4417	1	BRACKET AS						
	11	1	227-3250	2	GUARD AS						
	12	1	255-0614	1	PLATE AS						
M		1	8T-3490	1	NUT-WELD (M10X1.5-THD)						
Y	13	1	259-2448	1	VALVE & LINES GP-LUBRICATION (E, F, K-PINS)						1227
	14	1	3B-7721	2	BUSHING-REDUCER						
	15	1	4D-7794	8	CLIP						
	16	1	4D-8123	2	CLIP						
	17	1	4K-3026	4	EXTENSION						
	18	1	4M-8973	12	ELBOW						
	19	1	4S-1962	1	CLIP						
M	20	1	5C-2890	2	NUT (M6X1-THD)						
	21	1	5P-1076	8	WASHER-HARD (13.5X30X4-MM THK)						
M	22	1	7X-2534	4	BOLT (M6X1X50-MM)						
	23	1	8L-5008	5	ELBOW-PIPE						
	24	1	8M-2772	2	CLIP						
	25	1	8M-2773	5	CLIP						
	26	1	8T-4121	27	WASHER-HARD (11X21X2.5-MM THK)						
M	27	1	8T-4133	1	NUT (M10X1.5-THD)						
M	28	1	8T-4136	8	BOLT (M10X1.5X25-MM)						
M	29	1	8T-4137	16	BOLT (M10X1.5X20-MM)						
M	30	1	8T-4139	8	BOLT (M12X1.75X30-MM)						
M	31	1	8T-4195	2	BOLT (M10X1.5X30-MM)						
	32	1	9X-8256	4	WASHER (6.6X12X2-MM THK)						
E	33	1	7I-1024		GUARD-HOSE (243-CM)						

E-ORDER BY THE CENTIMETER
M-METRIC PART
Y-SEPARATE ILLUSTRATION

FRAME AND BODY

259-2449 LINES GP-AUTOMATIC LUBRICATION (contd.)

i02649322



GRAPHIC #1

<END>

g01335407

FRAME AND BODY

259-2450 LINES GP-AUTOMATIC LUBRICATION- LOADER FRAME

S/N: BXY1-1200

PART OF 259-2435, 259-2436, 259-2437 LUBRICATION AR-AUTOMATIC
AN ATTACHMENT

SMCS-7510, 7540

i02318849

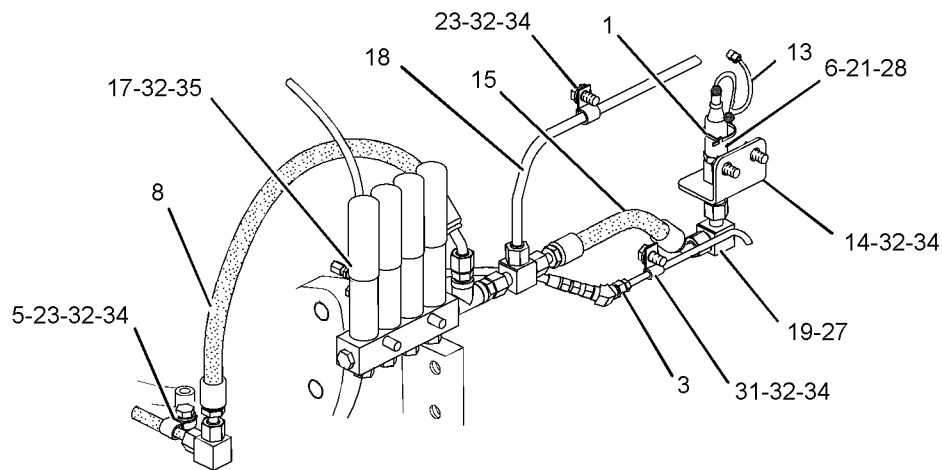
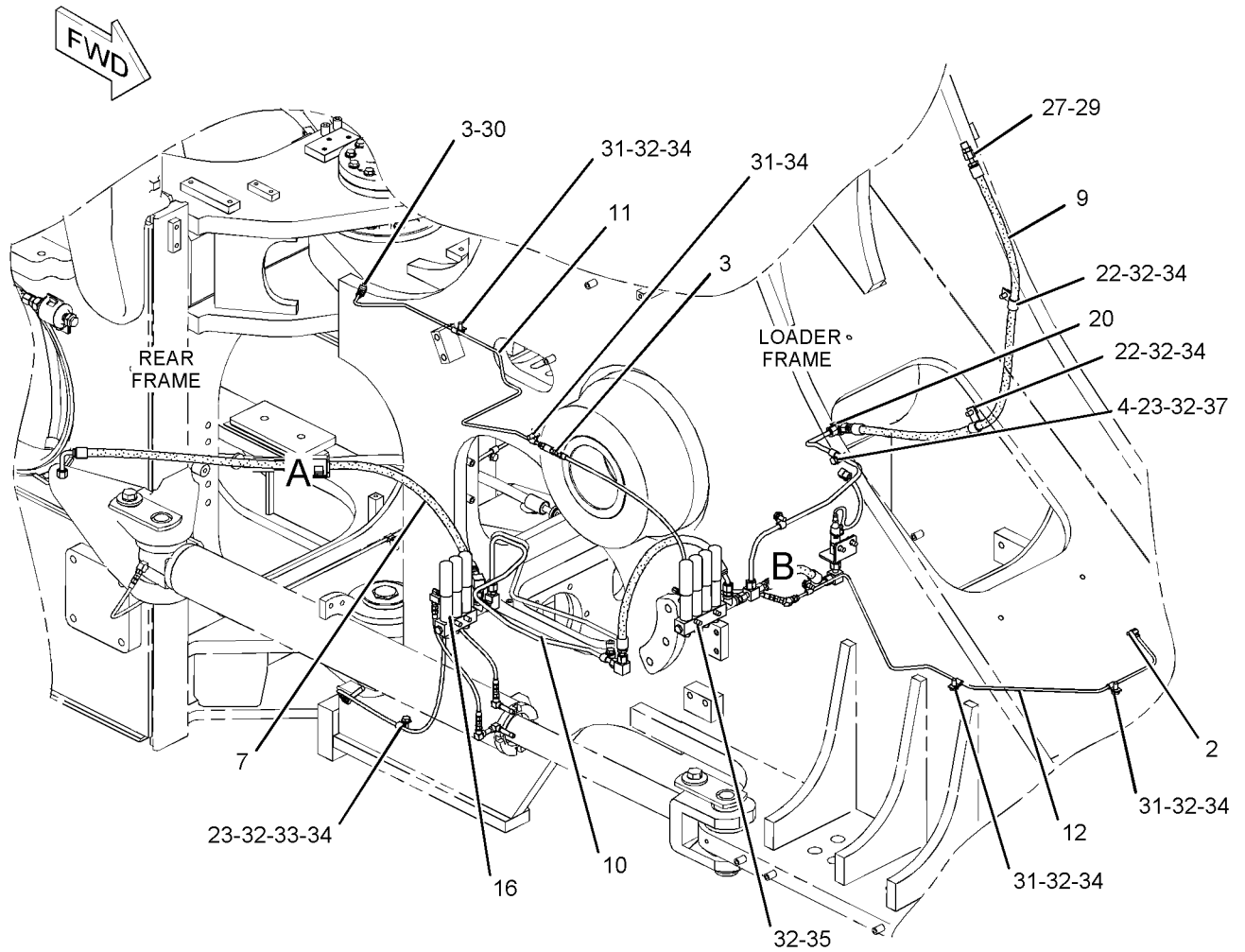
NOTE	REF NO	GRAPHIC REF	PART NUMBER	QTY	PART NAME						SEE PAGE
					1	2	3	4	5	6 (PRODUCT LEVEL)	
	1	1	3S-2093	1	STRAP-CABLE						
	2	1	5K-9243	1	ELBOW-FLARED						
	3	1	6L-3616	3	CONNECTOR						
	4	1	7W-8106	1	SPACER (11.13X19.05X15-MM THK)						
	5	1	7X-0732	1	WASHER-HARD (10X22.5X8-MM THK)						
	6	1	8T-9358	1	CONNECTOR						
I	7	1	189-7494	1	HOSE AS						
I	8	1	189-7495	1	HOSE AS						
I	9	1	189-7496	1	HOSE AS						
	10	1	189-7503	1	TUBE AS						
	11	1	189-7508	1	TUBE AS						
	12	1	189-7509	1	TUBE AS						
	13	1	221-3404	1	SENSOR GP-PRESSURE (AUTOMATIC LUBRICATION)						
		1	155-2260	2	KIT-CONNECTING PLUG (3-PIN) (EACH KIT INCLUDES PLUG AS AND WEDGE)						
		1	180-9340	3	SOCKET-CONNECTOR (14-GA TO 18-GA)						
	14	1	235-0368	1	BRACKET						
I	15	1	125-0971	1	HOSE AS						
Y	16	1	259-2451	1	VALVE & LINES GP-LUBRICATION (LWR HITCH, RH STEER, TILT CYL)						1231
Y	17	1	259-2453	1	VALVE & LINES GP-LUBRICATION (LH STEERING CYL, UPPER HITCH)						1233
	18	1	259-2454	1	TUBE AS						
	19	1	148-8367	1	ELBOW AS						
		1	6V-8397	1	SEAL-O-RING						
		1	6V-9850	1	ELBOW						
	20	1	148-8458	2	UNION AS (EACH INCLUDES)						
		1	6V-8397	2	SEAL-O-RING						
		1	6V-9807	1	UNION						
	21	1	3J-1907	1	SEAL-O-RING						
	22	1	4D-7735	3	CLIP						
	23	1	4D-7794	4	CLIP						
	24	1	5P-7464	1	CLIP (SLOT)						
	25	1	5P-7465	1	CLIP (TAB)						
	26	1	6V-1249	1	GROMMET						
	27	1	6V-8397	2	SEAL-O-RING						
	28	1	6V-9168	1	NUT (11/16-16-THD)						
	29	1	8C-6869	1	CONNECTOR						
	30	1	8L-5008	1	ELBOW-PIPE						
	31	1	8M-2772	5	CLIP						
	32	1	8T-4121	18	WASHER-HARD (11X21X2.5-MM THK)						
M	33	1	8T-4133	1	NUT (M10X1.5-THD)						
M	34	1	8T-4137	12	BOLT (M10X1.5X20-MM)						
M	35	1	8T-4185	4	BOLT (M10X1.5X50-MM)						
M	36	1	8T-4195	1	BOLT (M10X1.5X30-MM)						
M	37	1	8T-4196	1	BOLT (M10X1.5X35-MM)						

I-REFER TO HYDRAULIC INFORMATION SYSTEM
M-METRIC PART
Y-SEPARATE ILLUSTRATION

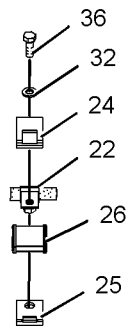
FRAME AND BODY

259-2450 LINES GP-AUTOMATIC LUBRICATION (contd.)

i02318849



VIEW OF AREA B



VIEW OF AREA A
(EXPLODED)

GRAPHIC #1

<END>

g01128750

FRAME AND BODY

259-2450 LINES GP-AUTOMATIC LUBRICATION- LOADER FRAME

S/N: BXY1201-1899

PART OF 259-2435, 259-2436, 259-2437 LUBRICATION AR-AUTOMATIC
AN ATTACHMENT

SMCS-7510, 7540

i02636697

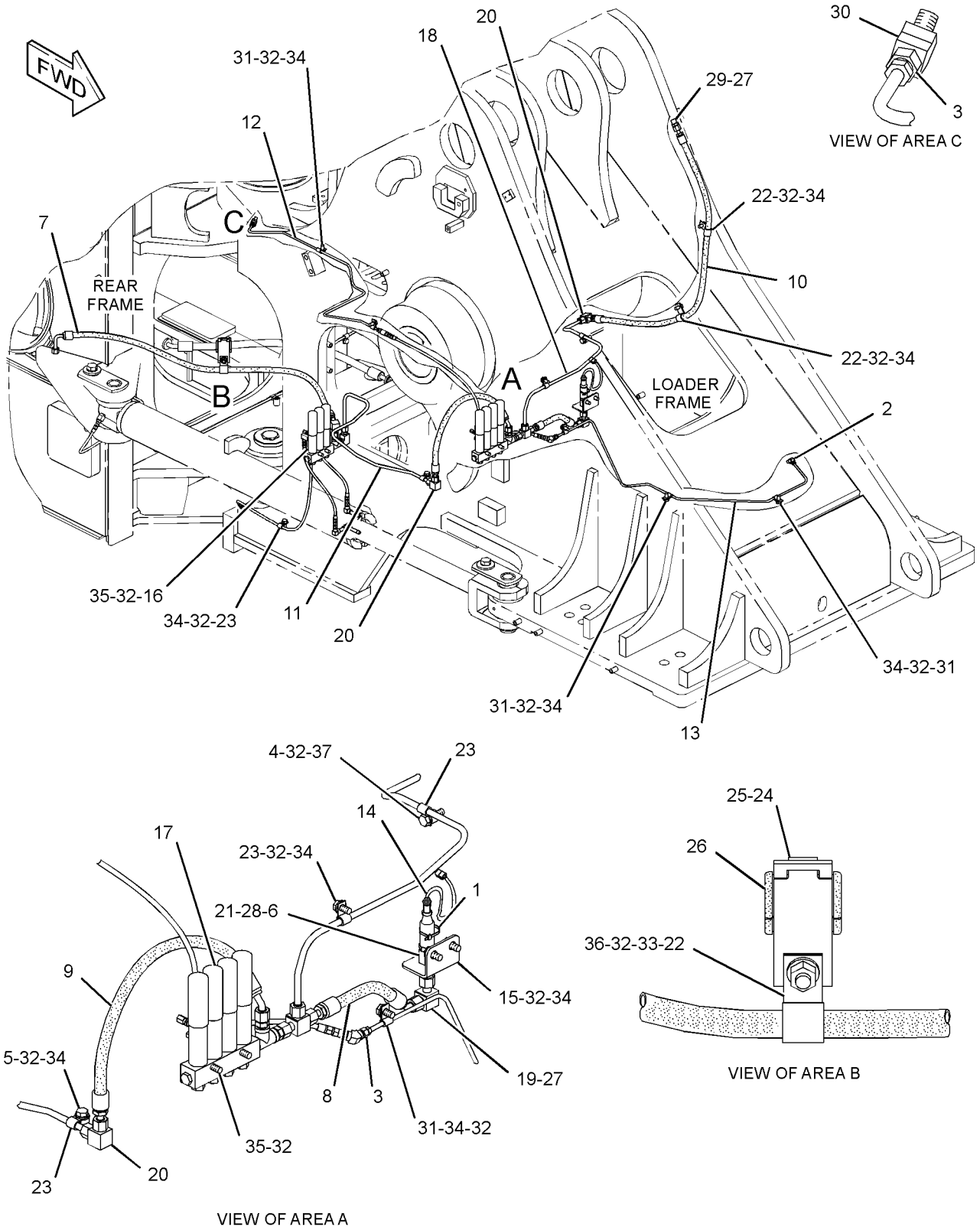
NOTE	REF NO	GRAPHIC REF	PART NUMBER	QTY	PART NAME						SEE PAGE
					1	2	3	4	5	6 (PRODUCT LEVEL)	
	1	1	3S-2093	1	STRAP-CABLE						
	2	1	5K-9243	1	ELBOW-FLARED						
	3	1	6L-3616	3	CONNECTOR						
	4	1	7W-8106	1	SPACER (11.13X19.05X15-MM THK)						
	5	1	7X-0732	1	WASHER-HARD (10X22.5X8-MM THK)						
	6	1	8T-9358	1	CONNECTOR						
CI	7	1	8X-9227	1	HOSE AS						
I	8	1	125-0971	1	HOSE AS						
I	9	1	189-7495	1	HOSE AS						
I	10	1	189-7496	1	HOSE AS						
	11	1	189-7503	1	TUBE AS						
	12	1	189-7508	1	TUBE AS						
	13	1	189-7509	1	TUBE AS						
	14	1	221-3404	1	SENSOR GP-PRESSURE (AUTOMATIC LUBRICATION)						
		1	155-2260	2	KIT-CONNECTING PLUG (3-PIN) (EACH KIT INCLUDES PLUG AS AND WEDGE)						
		1	180-9340	3	SOCKET-CONNECTOR (14-GA TO 18-GA)						
	15	1	235-0368	1	BRACKET						
Y	16	1	259-2451	1	VALVE & LINES GP-LUBRICATION (LWR HITCH, RH STEER, TILT CYL)						1231
Y	17	1	259-2453	1	VALVE & LINES GP-LUBRICATION (LH STEERING CYL, UPPER HITCH)						1233
	18	1	259-2454	1	TUBE AS						
	19	1	148-8367	1	ELBOW AS						
		1	6V-8397	1	SEAL-O-RING						
		1	6V-9850	1	ELBOW						
	20	1	148-8458	2	UNION AS (EACH INCLUDES)						
		1	6V-8397	2	SEAL-O-RING						
		1	6V-9807	1	UNION						
	21	1	3J-1907	1	SEAL-O-RING						
	22	1	4D-7735	3	CLIP						
	23	1	4D-7794	4	CLIP						
	24	1	5P-7464	1	CLIP (SLOT)						
	25	1	5P-7465	1	CLIP (TAB)						
	26	1	6V-1249	1	GROMMET						
	27	1	6V-8397	2	SEAL-O-RING						
	28	1	6V-9168	1	NUT (11/16-16-THD)						
	29	1	8C-6869	1	CONNECTOR						
	30	1	8L-5008	1	ELBOW-PIPE						
	31	1	8M-2772	5	CLIP						
	32	1	8T-4121	18	WASHER-HARD (11X21X2.5-MM THK)						
M	33	1	8T-4133	1	NUT (M10X1.5-THD)						
M	34	1	8T-4137	12	BOLT (M10X1.5X20-MM)						
M	35	1	8T-4185	4	BOLT (M10X1.5X50-MM)						
M	36	1	8T-4195	1	BOLT (M10X1.5X30-MM)						
M	37	1	8T-4196	1	BOLT (M10X1.5X35-MM)						

C-CHANGE FROM PREVIOUS TYPE
I-REFER TO HYDRAULIC INFORMATION SYSTEM
M-METRIC PART
Y-SEPARATE ILLUSTRATION

FRAME AND BODY

259-2450 LINES GP-AUTOMATIC LUBRICATION (contd.)

i02636697



GRAPHIC #1

<END>

g01353827

FRAME AND BODY

272-5090 LINES GP-AUTOMATIC LUBRICATION-REAR FRAME

S/N: BXY1900-UP

PART OF 293-7304, 293-7306, 293-7308 LUBRICATION AR-AUTOMATIC
AN ATTACHMENT

SMCS-7510, 7540

i02928828

NOTE	REF NO	GRAPHIC REF	PART NUMBER	QTY	PART NAME						SEE PAGE
					1	2	3	4	5	6 (PRODUCT LEVEL)	
	1	1	3E-2345	1	TEE-O-RING						
B	2	2	3S-2093	1	STRAP-CABLE						
	3	1	5K-9979	2	CONNECTOR						
	4	1	6B-6205	1	SPACER (0.438X0.875X1.281-IN THK)						
	5	2	8T-9358	1	CONNECTOR						
	6	2	160-1744	1	BRACKET						
	7	2	179-2805	1	BRACKET						
	8	2	189-1858	1	COUPLER AS						
	9	2	189-7038	1	GUARD						
	10	2	189-7482	1	SHEET AS						
M		2	8T-4219	1	STUD-WELD (M10X1.5X17.5-MM)						
		2	195-3162	1	SHEET AS						
	11	2	189-7483	1	SHEET AS						
M		2	8T-3490	1	NUT-WELD (M10X1.5-THD)						
	12	1	189-7488	1	BRACKET						
I	13	1	189-7501	1	HOSE AS						
I	14	2	189-7502	1	HOSE AS						
I	15	2	216-3011	1	HOSE AS						
	16	2	221-3404	1	SENSOR GP-PRESSURE (AUTOMATIC LUBRICATION)						
		2	180-9340	3	SOCKET-CONNECTOR (14-GA TO 18-GA)						
		2	155-2260	1	KIT-CONNECTING PLUG (3-PIN)						
					(INCLUDES PLUG AS, INTERFACE SEAL & WEDGE)						
Y	17	2	238-1006	1	TANK & PUMP GP-LUBRICATION						1172
Y	18	1	259-2442	1	LINES GP-LUBRICATION (PUMP)						1147
Y	19	1	272-5091	1	VALVE & LINES GP-LUBRICATION (STEERING CYLINDERS, TRUNNIONS)						1235
	20	2	285-7307	1	BRACKET						
	21	1,2	093-2065	2	GROMMET						
	22	1	148-8366	1	ELBOW AS						
			6V-8397	2	SEAL-O-RING						
		1	6V-8987	1	ELBOW						
	23	1	148-8371	1	ELBOW AS						
		1	6V-8397	1	SEAL-O-RING						
		1	8C-8988	1	ELBOW						
	24	1	148-8380	1	ELBOW AS						
		1	6V-8398	2	SEAL-O-RING						
		1	6V-8988	1	ELBOW						
	25	2	148-8444	1	TEE AS-SWIVEL						
		2	6V-8398	2	SEAL-O-RING						
		2	6V-9837	1	TEE-SWIVEL						
	26	1	153-6241	1	ELBOW AS						
		1	6V-8398	1	SEAL-O-RING						
		1	8C-8989	1	ELBOW						
	27	2	164-5544	1	ELBOW AS						
		2	3E-2333	1	ELBOW						
		2	6V-8398	1	SEAL-O-RING						
	28	2	169-4279	1	CONNECTOR AS						
		2	6V-8398	1	SEAL-O-RING						
		2	8C-6872	1	CONNECTOR						
	29	1	1S-0994	2	CLIP						
	30	2	2S-1647	1	GROMMET						
	31	1	3D-2824	1	SEAL-O-RING						
	32	2	3J-1907	1	SEAL-O-RING						
	33	2	3J-5389	1	PLUG						

FRAME AND BODY

272-5090 LINES GP-AUTOMATIC LUBRICATION (contd.)

i02928828

NOTE	REF NO	GRAPHIC REF	PART NUMBER	QTY	PART NAME						SEE PAGE
					1	2	3	4	5	6 (PRODUCT LEVEL)	
	34	1	4D-7794	4	CLIP						
	35	2	5P-7464	1	CLIP (SLOT)						
	36	2	5P-7465	1	CLIP (TAB)						
	37	1	5P-7468	1	CLIP (SLOT)						
	38	1	5P-7469	1	CLIP (TAB)						
	39	1	6D-1641	3	CLIP						
	40	2	6D-4247	3	CLIP						
	41	2	6V-1249	1	GROMMET						
	42	2	6V-2235	2	CLIP						
	43	1	6V-4349	1	GROMMET						
	44	2	6V-8397	1	SEAL-O-RING						
	45	1,2	6V-9168	2	NUT (11/16-16-THD)						
	46	1	6V-9169	1	NUT-BULKHEAD (13/16-16-THD)						
	47	1	6V-9746	1	SEAL-O-RING						
	48	1	8S-0948	1	CLIP						
	49	1,2	8T-4121	26	WASHER-HARD (11X21X2.5-MM THK)						
M	50	1,2	8T-4133	5	NUT (M10X1.5-THD)						
M	51	1,2	8T-4136	11	BOLT (M10X1.5X25-MM)						
M	52	1,2	8T-4137	3	BOLT (M10X1.5X20-MM)						
M	53	1,2	8T-4185	9	BOLT (M10X1.5X50-MM)						
	54	1	9X-2027	2	WASHER (11X18X2-MM THK)						

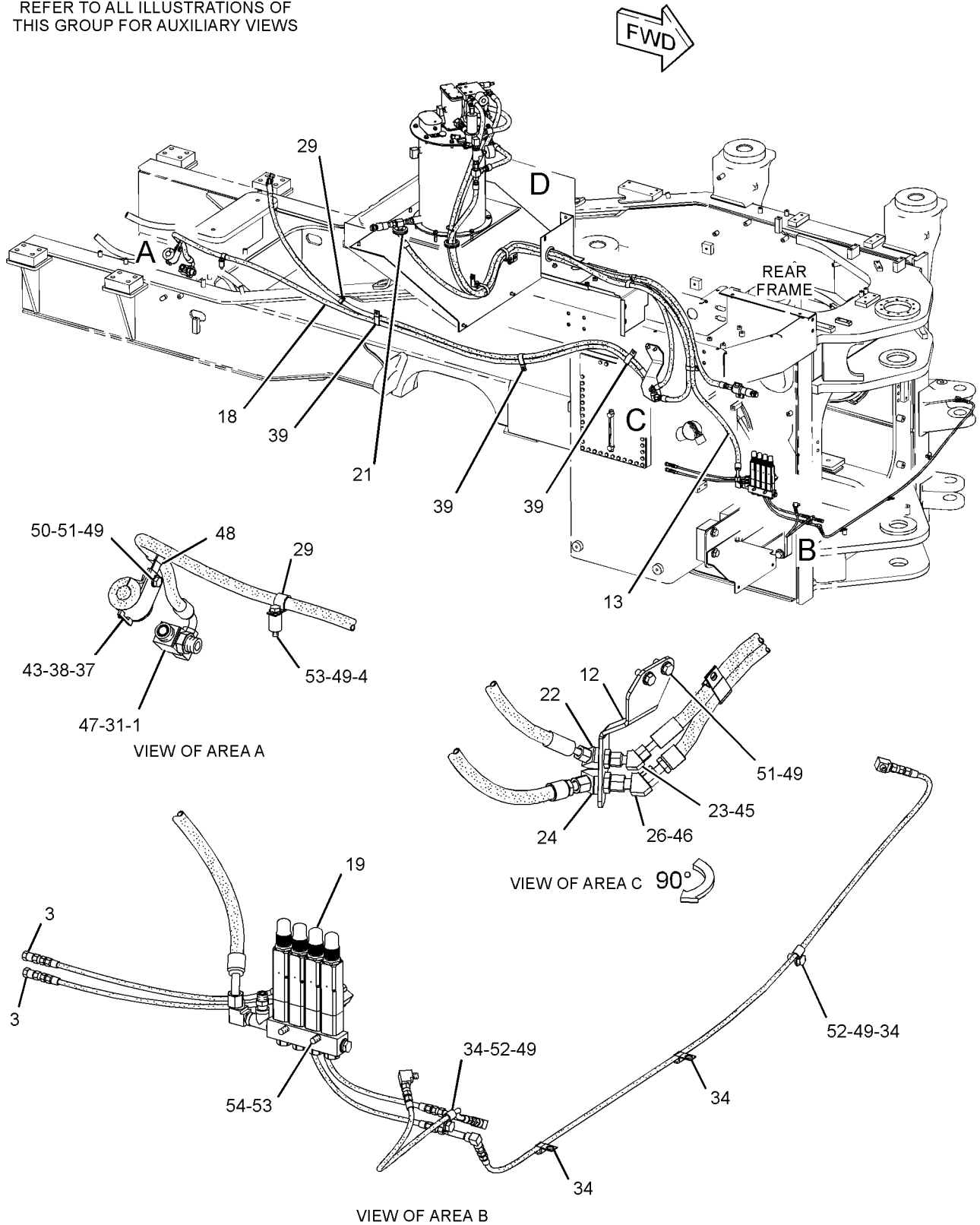
B-USE AS REQUIRED
 I-REFER TO HYDRAULIC INFORMATION SYSTEM
 M-METRIC PART
 Y-SEPARATE ILLUSTRATION

FRAME AND BODY

272-5090 LINES GP-AUTOMATIC LUBRICATION (contd.)

i02928828

REFER TO ALL ILLUSTRATIONS OF THIS GROUP FOR AUXILIARY VIEWS



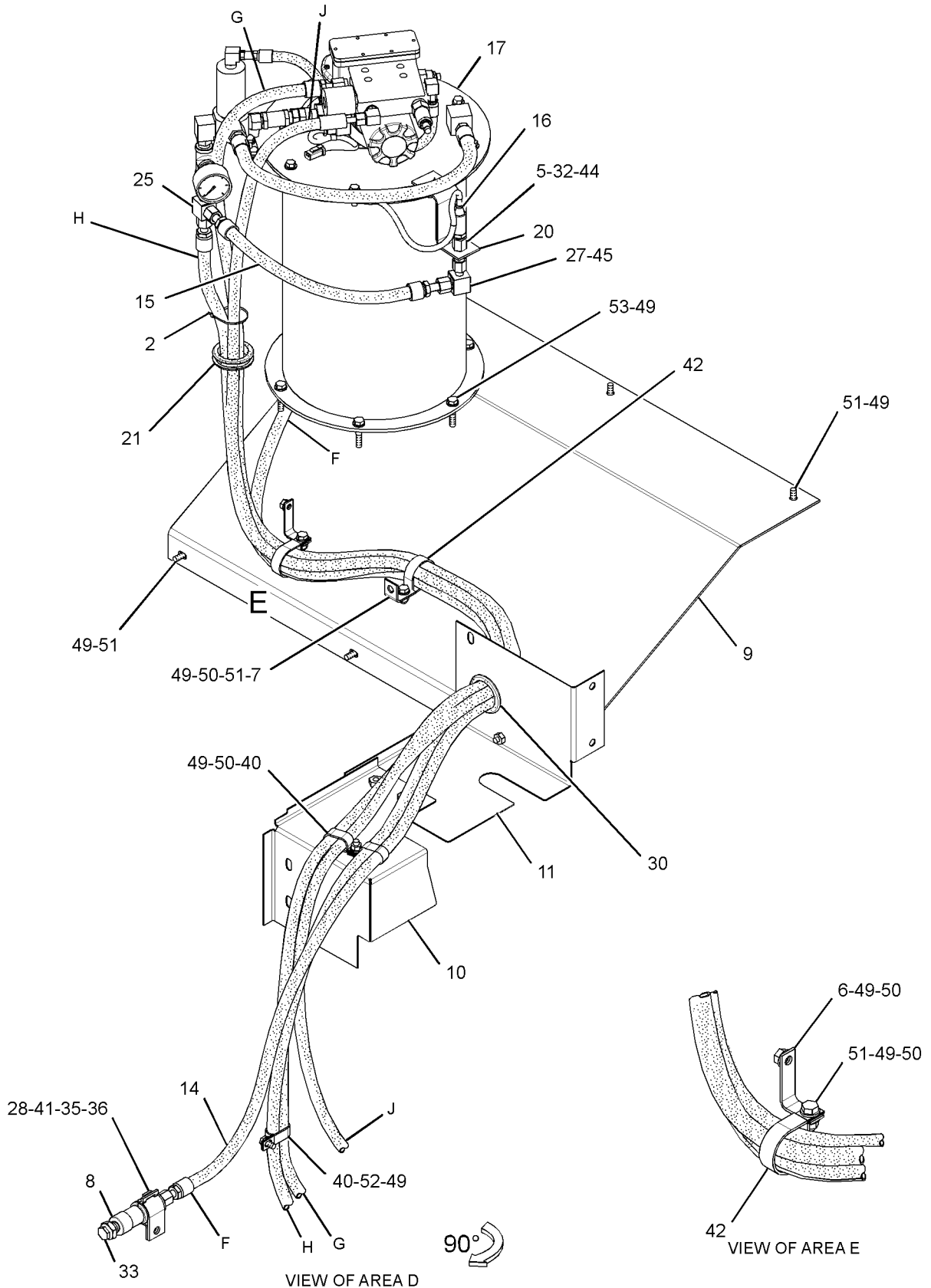
GRAPHIC #1

g01454784

FRAME AND BODY

272-5090 LINES GP-AUTOMATIC LUBRICATION (contd.)

i02928828



GRAPHIC #2

<END>

g01454785

FRAME AND BODY

272-5092 LINES GP-AUTOMATIC LUBRICATION- LOADER FRAME

S/N: BXY1900-2924

PART OF 293-7304, 293-7306, 293-7308 LUBRICATION AR-AUTOMATIC
AN ATTACHMENT

SMCS-7510, 7540

i02928829

NOTE	REF NO	GRAPHIC REF	PART NUMBER	QTY	PART NAME						SEE PAGE
					1	2	3	4	5	6 (PRODUCT LEVEL)	
	1	1	3S-2093	1	STRAP-CABLE						
	2	1	5K-9243	1	ELBOW-FLARED						
	3	1	6L-3616	3	CONNECTOR						
	4	1	7W-8106	1	SPACER (11.13X19.05X15-MM THK)						
	5	1	7X-0732	1	WASHER-HARD (10X22.5X8-MM THK)						
	6	1	8T-9358	1	CONNECTOR						
I	7	1	8X-9227	1	HOSE AS						
I	8	1	125-0971	1	HOSE AS						
I	9	1	189-7495	1	HOSE AS						
I	10	1	189-7496	1	HOSE AS						
	11	1	189-7503	1	TUBE AS						
	12	1	189-7508	1	TUBE AS						
	13	1	189-7509	1	TUBE AS						
	14	1	221-3404	1	SENSOR GP-PRESSURE (AUTOMATIC LUBRICATION)						
		1	155-2260	1	KIT-CONNECTING PLUG (3-PIN) (INCLUDES PLUG AS, INTERFACE SEAL & WEDGE)						
		1	180-9340	3	SOCKET-CONNECTOR (14-GA TO 18-GA)						
	15	1	235-0368	1	BRACKET						
	16	1	259-2454	1	TUBE AS						
Y	17	1	<i>272-5093</i>	1	VALVE & LINES GP-LUBRICATION (LWR HITCH, RH STEER, TILT CYL)						1237
Y	18	1	<i>272-5094</i>	1	VALVE & LINES GP-LUBRICATION (LH STEERING CYL, UPPER HITCH)						1238
	19	1	<i>148-8367</i>	1	ELBOW AS						
		1	6V-8397	1	SEAL-O-RING						
		1	6V-9850	1	ELBOW						
	20	1	<i>148-8458</i>	2	UNION AS (EACH INCLUDES)						
		1	6V-8397	2	SEAL-O-RING						
		1	6V-9807	1	UNION						
	21	1	3J-1907	1	SEAL-O-RING						
	22	1	4D-7735	3	CLIP						
	23	1	4D-7794	4	CLIP						
	24	1	5P-7464	1	CLIP (SLOT)						
	25	1	5P-7465	1	CLIP (TAB)						
	26	1	6V-1249	1	GROMMET						
	27	1	6V-8397	2	SEAL-O-RING						
	28	1	6V-9168	1	NUT (11/16-16-THD)						
	29	1	8C-6869	1	CONNECTOR						
	30	1	8L-5008	1	ELBOW-PIPE						
	31	1	8M-2772	5	CLIP						
	32	1	8T-4121	14	WASHER-HARD (11X21X2.5-MM THK)						
M	33	1	8T-4133	1	NUT (M10X1.5-THD)						
M	34	1	8T-4137	12	BOLT (M10X1.5X20-MM)						
M	35	1	8T-4185	4	BOLT (M10X1.5X50-MM)						
M	36	1	8T-4195	1	BOLT (M10X1.5X30-MM)						
M	37	1	8T-4196	1	BOLT (M10X1.5X35-MM)						
	38	1	9X-2027	4	WASHER (11X18X2-MM THK)						

I-REFER TO HYDRAULIC INFORMATION SYSTEM

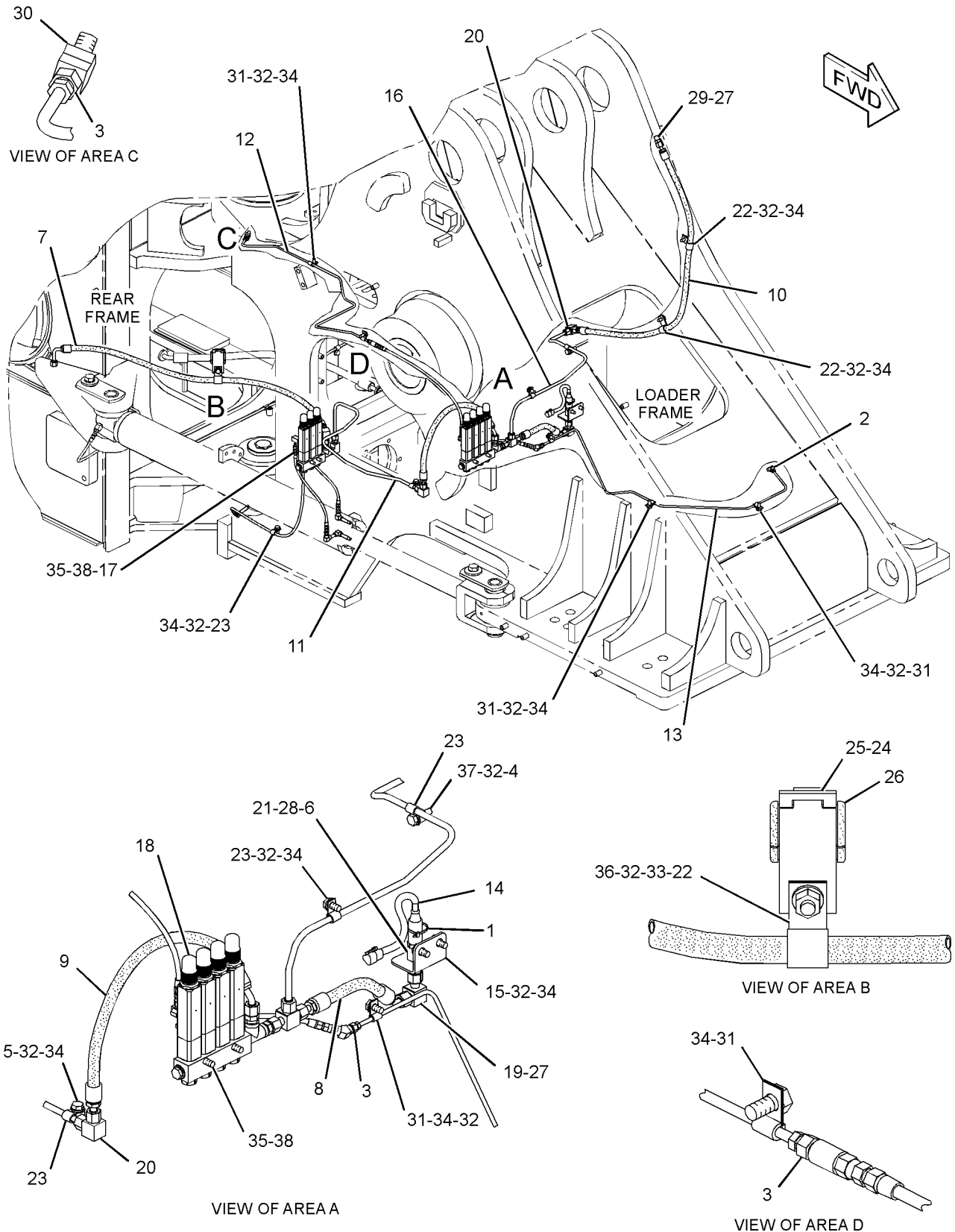
M-METRIC PART

Y-SEPARATE ILLUSTRATION

FRAME AND BODY

272-5092 LINES GP-AUTOMATIC LUBRICATION (contd.)

i02928829



GRAPHIC #1

<END>

g01454718

FRAME AND BODY

272-5092 LINES GP-AUTOMATIC LUBRICATION- LOADER FRAME

S/N: BXY2925-UP

PART OF 293-7304, 293-7306, 293-7308 LUBRICATION AR-AUTOMATIC
AN ATTACHMENT

SMCS-7510, 7540

i03637229

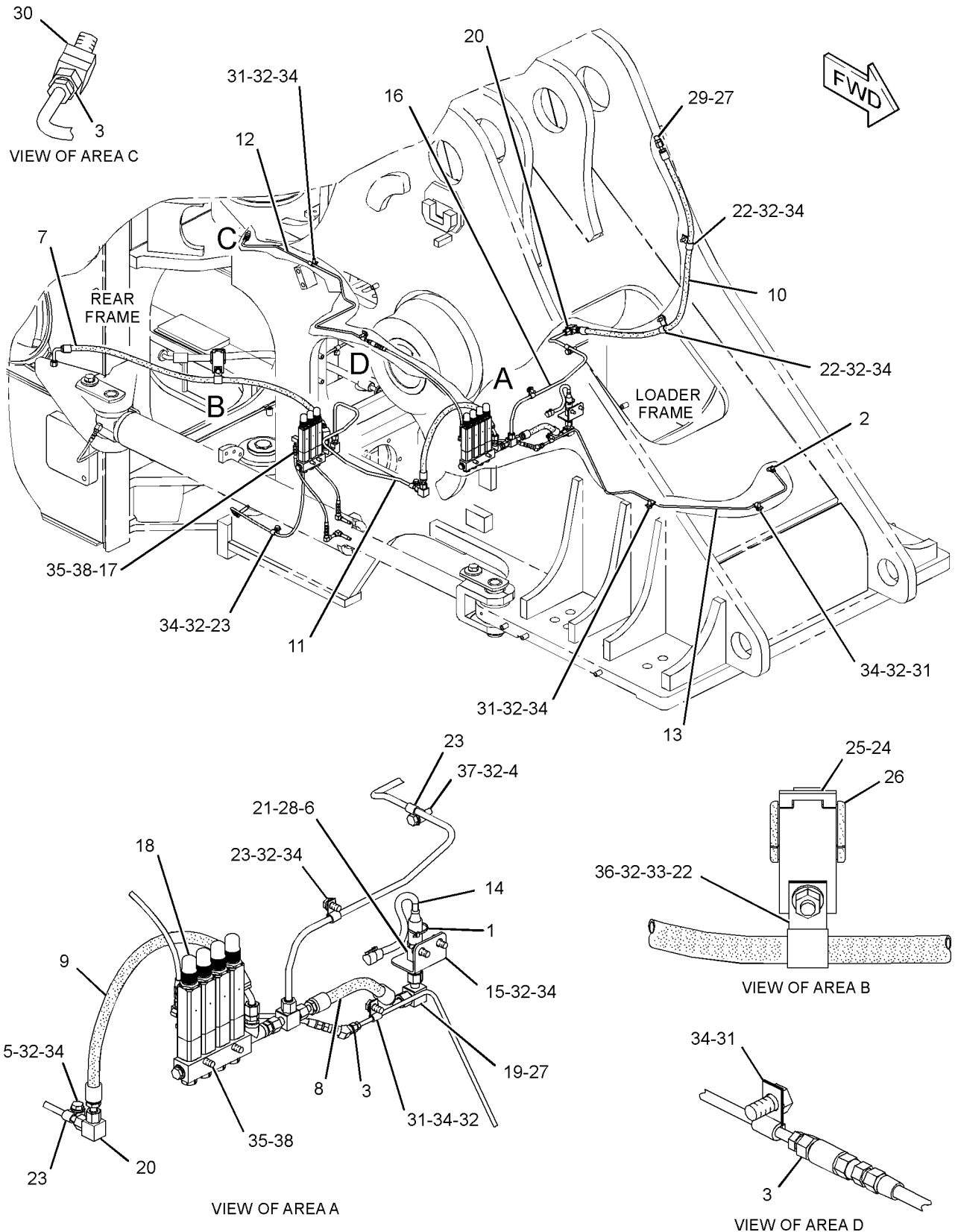
NOTE	REF NO	GRAPHIC REF	PART NUMBER	QTY	PART NAME						SEE PAGE
					1	2	3	4	5	6 (PRODUCT LEVEL)	
	1	1	3S-2093	1	STRAP-CABLE						
	2	1	5K-9243	1	ELBOW-FLARED						
	3	1	6L-3616	3	CONNECTOR						
	4	1	7W-8106	1	SPACER (11.13X19.05X15-MM THK)						
	5	1	7X-0732	1	WASHER-HARD (10X22.5X8-MM THK)						
	6	1	8T-9358	1	CONNECTOR						
CI	7	1	252-2378	1	HOSE AS						
I	8	1	125-0971	1	HOSE AS						
I	9	1	189-7495	1	HOSE AS						
I	10	1	189-7496	1	HOSE AS						
	11	1	189-7503	1	TUBE AS						
	12	1	189-7508	1	TUBE AS						
	13	1	189-7509	1	TUBE AS						
	14	1	221-3404	1	SENSOR GP-PRESSURE (AUTOMATIC LUBRICATION)						
		1	155-2260	1	KIT-CONNECTING PLUG (3-PIN) (INCLUDES PLUG AS, INTERFACE SEAL & WEDGE)						
		1	180-9340	3	SOCKET-CONNECTOR (14-GA TO 18-GA)						
	15	1	235-0368	1	BRACKET						
	16	1	259-2454	1	TUBE AS						
Y	17	1	272-5093	1	VALVE & LINES GP-LUBRICATION (LWR HITCH, RH STEER, TILT CYL)						1237
Y	18	1	272-5094	1	VALVE & LINES GP-LUBRICATION (LH STEERING CYL, UPPER HITCH)						1238
	19	1	148-8367	1	ELBOW AS						
		1	6V-8397	1	SEAL-O-RING						
		1	6V-9850	1	ELBOW						
	20	1	148-8458	2	UNION AS (EACH INCLUDES)						
		1	6V-8397	2	SEAL-O-RING						
		1	6V-9807	1	UNION						
	21	1	3J-1907	1	SEAL-O-RING						
	22	1	4D-7735	3	CLIP						
	23	1	4D-7794	4	CLIP						
	24	1	5P-7464	1	CLIP (SLOT)						
	25	1	5P-7465	1	CLIP (TAB)						
	26	1	6V-1249	1	GROMMET						
	27	1	6V-8397	2	SEAL-O-RING						
	28	1	6V-9168	1	NUT (11/16-16-THD)						
	29	1	8C-6869	1	CONNECTOR						
	30	1	8L-5008	1	ELBOW-PIPE						
	31	1	8M-2772	5	CLIP						
	32	1	8T-4121	14	WASHER-HARD (11X21X2.5-MM THK)						
M	33	1	8T-4133	1	NUT (M10X1.5-THD)						
M	34	1	8T-4137	12	BOLT (M10X1.5X20-MM)						
M	35	1	8T-4185	4	BOLT (M10X1.5X50-MM)						
M	36	1	8T-4195	1	BOLT (M10X1.5X30-MM)						
M	37	1	8T-4196	1	BOLT (M10X1.5X35-MM)						
	38	1	9X-2027	4	WASHER (11X18X2-MM THK)						

C-CHANGE FROM PREVIOUS TYPE
I-REFER TO HYDRAULIC INFORMATION SYSTEM
M-METRIC PART
Y-SEPARATE ILLUSTRATION

FRAME AND BODY

272-5092 LINES GP-AUTOMATIC LUBRICATION (contd.)

i03637229



GRAPHIC #1

<END>

g01454718

FRAME AND BODY

285-7275 LINES GP-AUTOMATIC LUBRICATION- BOOM, TILT LINKS

S/N: BXY1900-UP

PART OF 293-7304, 349-4485 LUBRICATION AR-AUTOMATIC
AN ATTACHMENT

SMCS-7510, 7540

i03169548

NOTE	REF NO	GRAPHIC REF	PART NUMBER	QTY	PART NAME						SEE PAGE
					1	2	3	4	5	6 (PRODUCT LEVEL)	
	1	2,3	3B-8489	4	FITTING-GREASE						
	2	2,3	5P-3422	4	TEE-PIPE						
	3	2	6S-4039	1	GROMMET						
	4	1	160-0564	1	BRACKET AS						
M		1	8T-3490	1	NUT-WELD (M10X1.5-THD)						
I	5	3	189-7500	1	HOSE AS						
	6	2,3	189-7536	2	HOSE AS						
	7	2,3	197-6660	2	BRACKET AS						
	8	1,3	197-7863	2	BRACKET AS						
	9	2	224-4416	1	BRACKET AS						
	10	2	224-4417	1	BRACKET AS						
	11	1	255-0614	1	PLATE AS						
M		1	8T-3490	1	NUT-WELD (M10X1.5-THD)						
I	12	3	259-2438	1	HOSE AS						
I	13	3	259-2439	1	HOSE AS						
Y	14	3	285-7284	1	VALVE & LINES GP-LUBRICATION (RIGHT, LEFT BOOM PINS)						1239
	15	3	319-6940	1	PLATE AS						
	16	1,3	285-7293	2	TUBE AS						
	17	2	285-7294	1	TUBE AS						
	18	3	285-7295	1	TUBE AS						
I	19	3	285-7302	1	HOSE AS						
Y	20	3	285-7310	1	VALVE & LINES GP-LUBRICATION (LINK PINS, RH C-PIN, RH TILT)						1247
Y	21	1	285-7311	1	VALVE & LINES GP-LUBRICATION (LH C-PIN, LH TILT LINK PIN)						1249
	22	2,3	148-8389	2	ELBOW AS (EACH INCLUDES)						
		2,3	4J-5477	1	SEAL-O-RING						
		2,3	7X-0492	1	ELBOW						
	23	1,3	171-6727	2	ADAPTER AS (EACH INCLUDES)						
		1,3	4J-5477	1	SEAL-O-RING						
		1,3	8T-4128	1	ADAPTER						
	24	1,3	1S-0994	3	CLIP						
	25	2,3	4D-7794	3	CLIP						
	26	2,3	4K-3026	5	EXTENSION						
	27	1,2,3	4M-8973	7	ELBOW						
	28	1,2,3	5P-1076	14	WASHER-HARD (13.5X30X4-MM THK)						
	29	2	5P-9297	2	CLIP						
	30	2,3	8C-7575	2	ADAPTER						
	31	3	6V-8397	3	SEAL-O-RING						
	32	1,2,3	7D-1728	8	CLIP						
M	33	1,2,3	8T-4191	9	BOLT (M10X1.5X16-MM)						
	34	3	8C-6869	3	CONNECTOR						
	35	2	8L-5008	3	ELBOW-PIPE						
	36	3	8M-2773	1	CLIP						
	37	3	8S-0948	3	CLIP						
	38	1,2,3	8T-4121	25	WASHER-HARD (11X21X2.5-MM THK)						
M	39	3	8T-4133	1	NUT (M10X1.5-THD)						
M	40	2,3	8T-4136	5	BOLT (M10X1.5X25-MM)						
M	41	1,2,3	8T-4137	9	BOLT (M10X1.5X20-MM)						
M	42	1,2,3	8T-4139	14	BOLT (M12X1.75X30-MM)						
M	43	3	8T-4185	5	BOLT (M10X1.5X50-MM)						

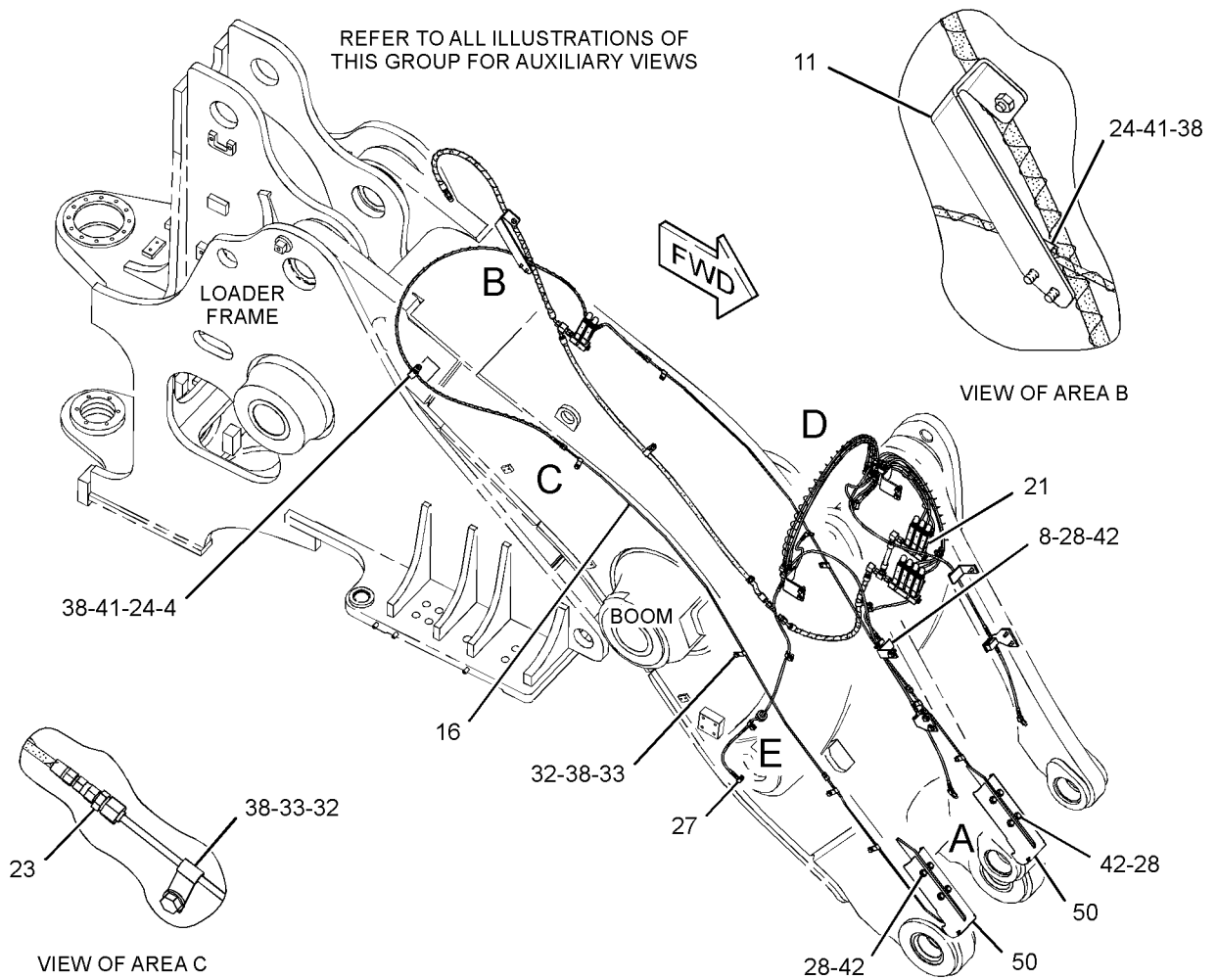
FRAME AND BODY

285-7275 LINES GP-AUTOMATIC LUBRICATION (contd.)

i03169548

NOTE	REF NO	GRAPHIC REF	PART NUMBER	QTY	PART NAME						SEE PAGE
					1	2	3	4	5	6 (PRODUCT LEVEL)	
M	44	3	8T-4195	1	BOLT (M10X1.5X30-MM)						
E	45	2	7I-1024		GUARD-HOSE (114-CM)						
E	45A	3	7I-1024		GUARD-HOSE (25-CM)						
E	45B	3	7I-1024		GUARD-HOSE (40-CM)						
	46	2,3	3B-6493	2	ELBOW-PIPE						
	47	3	9X-2027	5	WASHER (11X18X2-MM THK)						
	48	2,3	4J-5477	2	SEAL-O-RING						
	49	2,3	002-0639	2	ADAPTER-PIPE						
	50	1	319-6951	2	PLATE AS						

E-ORDER BY THE CENTIMETER
 I-REFER TO HYDRAULIC INFORMATION SYSTEM
 M-METRIC PART
 Y-SEPARATE ILLUSTRATION

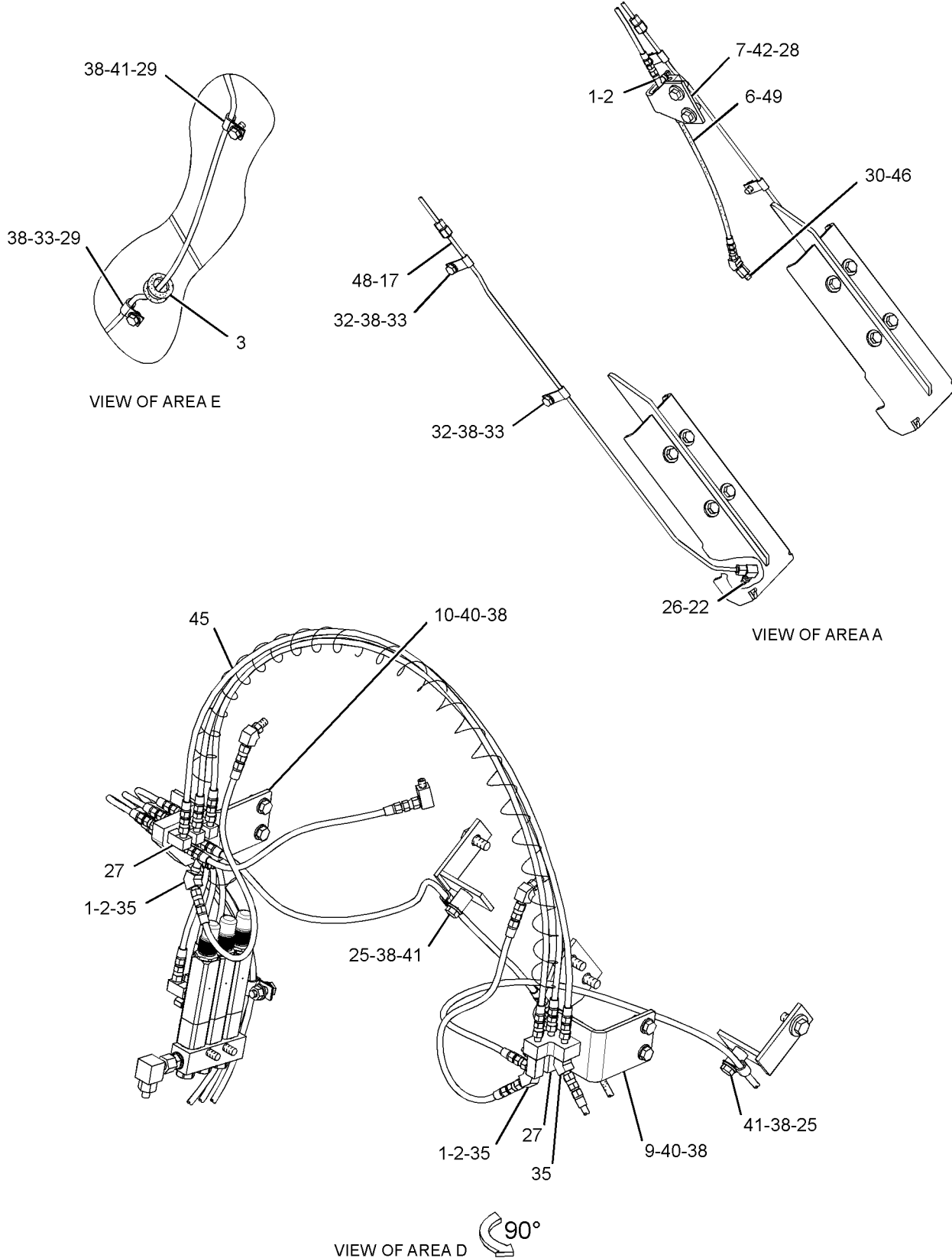


g01891558

FRAME AND BODY

285-7275 LINES GP-AUTOMATIC LUBRICATION (contd.)

i03169548



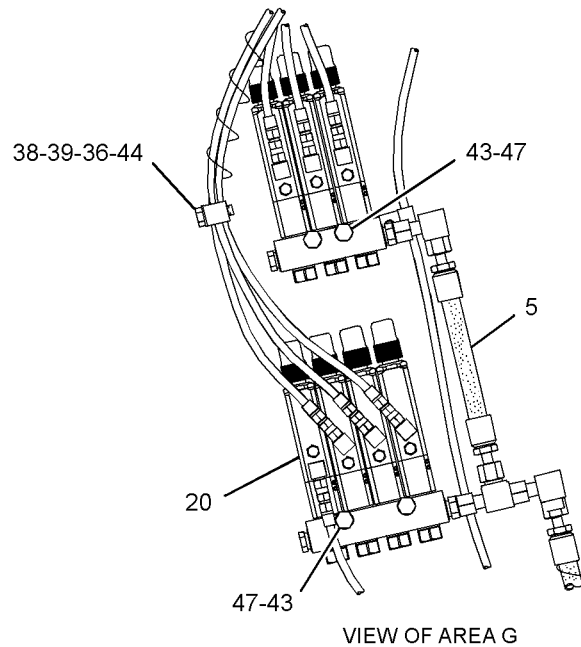
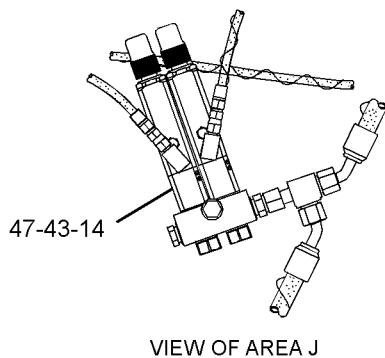
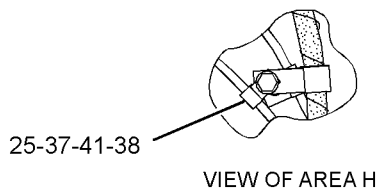
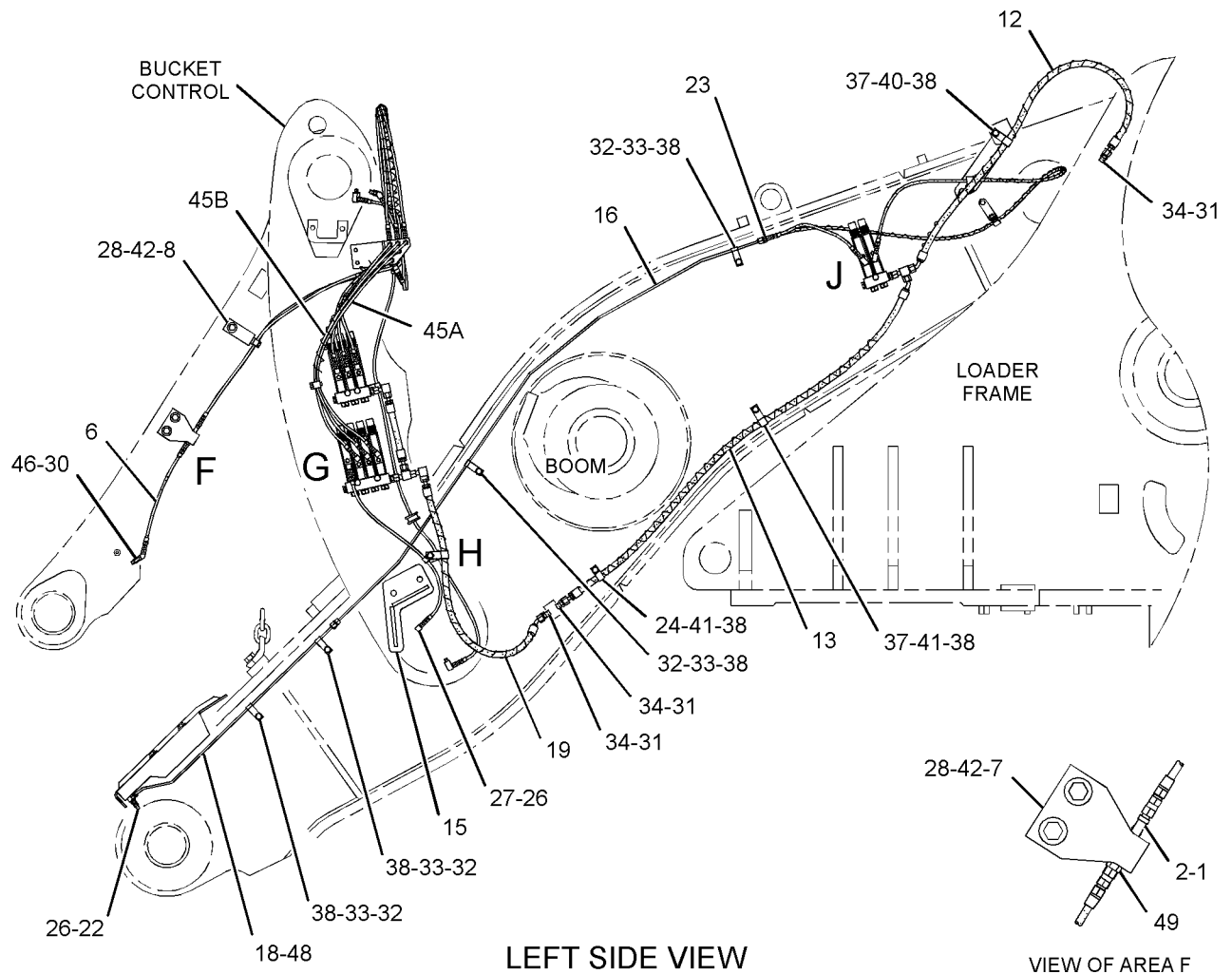
GRAPHIC #2

g01891555

FRAME AND BODY

285-7275 LINES GP-AUTOMATIC LUBRICATION (contd.)

i03169548



GRAPHIC #3

<END>

g01891556

FRAME AND BODY

285-7276 LINES GP-AUTOMATIC LUBRICATION- BOOM, TILT LINKS

S/N: BXY1900-2958

PART OF 293-7303 LUBRICATION AR-AUTOMATIC
AN ATTACHMENT

SMCS-7510, 7540

i03184743

NOTE	REF NO	GRAPHIC REF	PART NUMBER	QTY	PART NAME						SEE PAGE
					1	2	3	4	5	6 (PRODUCT LEVEL)	
	1	1,2	3B-8489	4	FITTING-GREASE						
	2	1,2	5P-3422	4	TEE-PIPE						
	3	2	6S-4039	1	GROMMET						
	4	2	160-0564	1	BRACKET AS						
M		2	8T-3490	1	NUT-WELD (M10X1.5-THD)						
	5	2	189-7536	2	HOSE AS						
	6	2	197-6660	2	BRACKET AS						
	7	2	197-7863	2	BRACKET AS						
	8	1	224-3952	2	PLATE						
	9	1	224-4416	1	BRACKET AS						
	10	1	224-4417	1	BRACKET AS						
	11	1	255-0614	1	PLATE AS						
M		1	8T-3490	1	NUT-WELD (M10X1.5-THD)						
Y	12	2	259-2407	1	VALVE & LINES GP-LUBRICATION (C-PIN, LINK PINS, TILT CYL PIN)						1195
Y	13	1,2	285-7285	1	VALVE & LINES GP-LUBRICATION (BUCKET PINS-B, C)						1241
	14	2	319-6951	2	PLATE AS						
	15	2	285-7293	2	TUBE AS						
	16	2	285-7294	1	TUBE AS						
	17	2	285-7295	1	TUBE AS						
	18	2	148-8389	2	ELBOW AS						
					(EACH INCLUDES)						
		2	4J-5477	1	SEAL-O-RING						
		2	7X-0492	1	ELBOW						
	19	2	171-6727	2	ADAPTER AS						
					(EACH INCLUDES)						
		2	4J-5477	1	SEAL-O-RING						
		2	8T-4128	1	ADAPTER						
	20	2	3B-7721	2	BUSHING-REDUCER						
	21	1,2	4D-7794	4	CLIP						
	22	1,2	4K-3026	7	EXTENSION						
	23	1,2	4M-8973	8	ELBOW						
	24	1	4S-1962	1	CLIP						
M	25	1	5C-2890	4	NUT (M6X1-THD)						
	26	2	5P-1076	14	WASHER-HARD (13.5X30X4-MM THK)						
	27	2	5P-9297	2	CLIP						
	28	2	8C-7575	2	ADAPTER						
	29	2	7D-1728	8	CLIP						
M	30	1	7X-2534	4	BOLT (M6X1X50-MM)						
M	31	2	8T-4191	9	BOLT (M10X1.5X16-MM)						
	32	1,2	8L-5008	6	ELBOW-PIPE						
	33	1	8M-2773	1	CLIP						
	34	1,2	8T-4121	31	WASHER-HARD (11X21X2.5-MM THK)						
M	35	1	8T-4133	1	NUT (M10X1.5-THD)						
M	36	1	8T-4136	9	BOLT (M10X1.5X25-MM)						
M	37	1,2	8T-4137	11	BOLT (M10X1.5X20-MM)						
M	38	2	8T-4139	14	BOLT (M12X1.75X30-MM)						
M	39	1	8T-4195	1	BOLT (M10X1.5X30-MM)						
	40	1	9X-8256	8	WASHER (6.6X12X2-MM THK)						
E	41	2	7I-1024		GUARD-HOSE (49.5-CM)						
E	41A	1,2	7I-1024		GUARD-HOSE (96.5-CM EACH)						
	42	2	3B-6493	2	ELBOW-PIPE						
	43	2	4J-5477	2	SEAL-O-RING						

FRAME AND BODY

285-7276 LINES GP-AUTOMATIC LUBRICATION (contd.)

i03184743

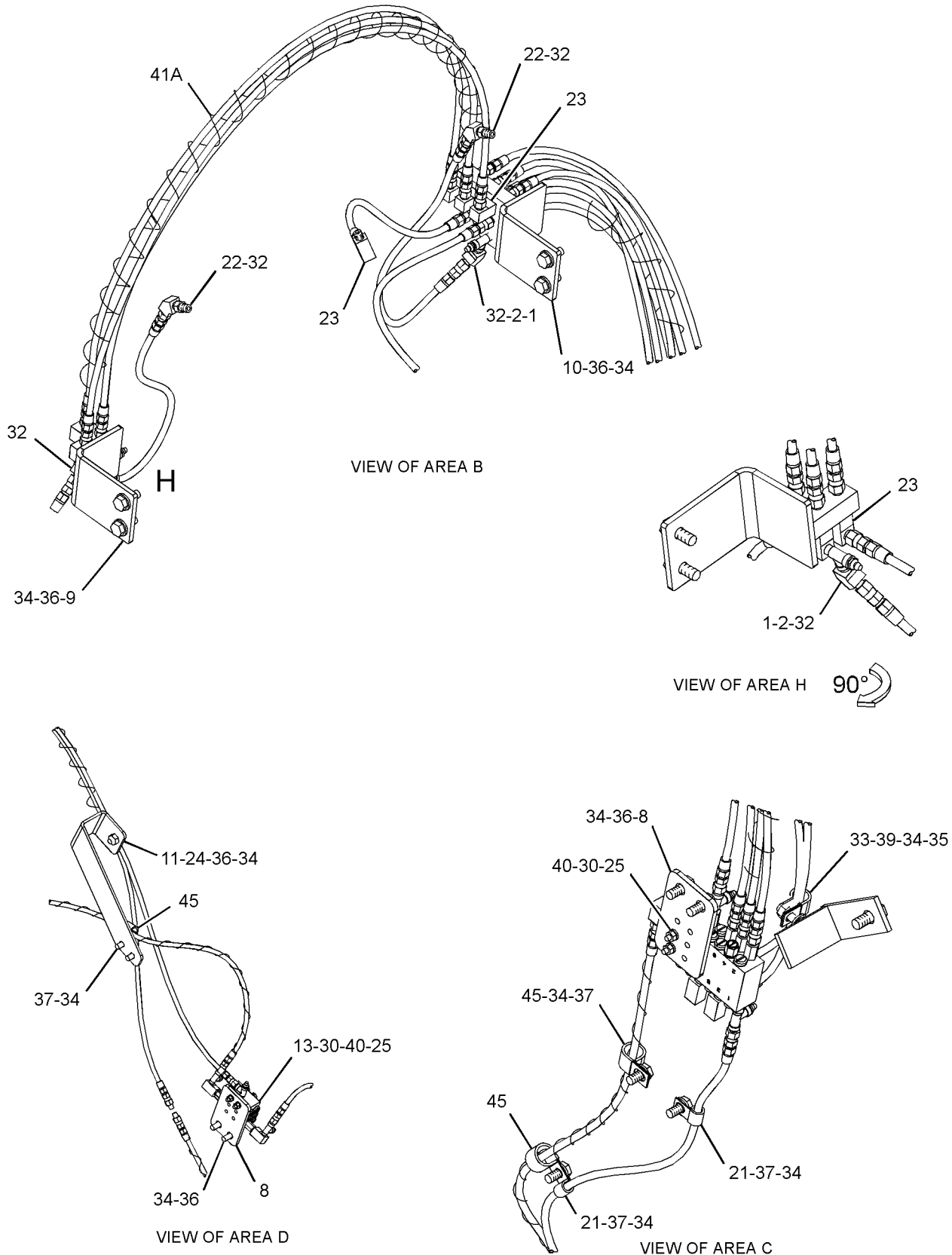
NOTE	REF NO	GRAPHIC REF	PART NUMBER	QTY	PART NAME	SEE PAGE
					1 2 3 4 5 6 (PRODUCT LEVEL)	
	44	2	002-0639	2	ADAPTER-PIPE	
	45	1,2	1S-0994	6	CLIP	
	46	2	319-6940	1	PLATE AS	

E-ORDER BY THE CENTIMETER
M-METRIC PART
Y-SEPARATE ILLUSTRATION

FRAME AND BODY

285-7276 LINES GP-AUTOMATIC LUBRICATION (contd.)

i03184743



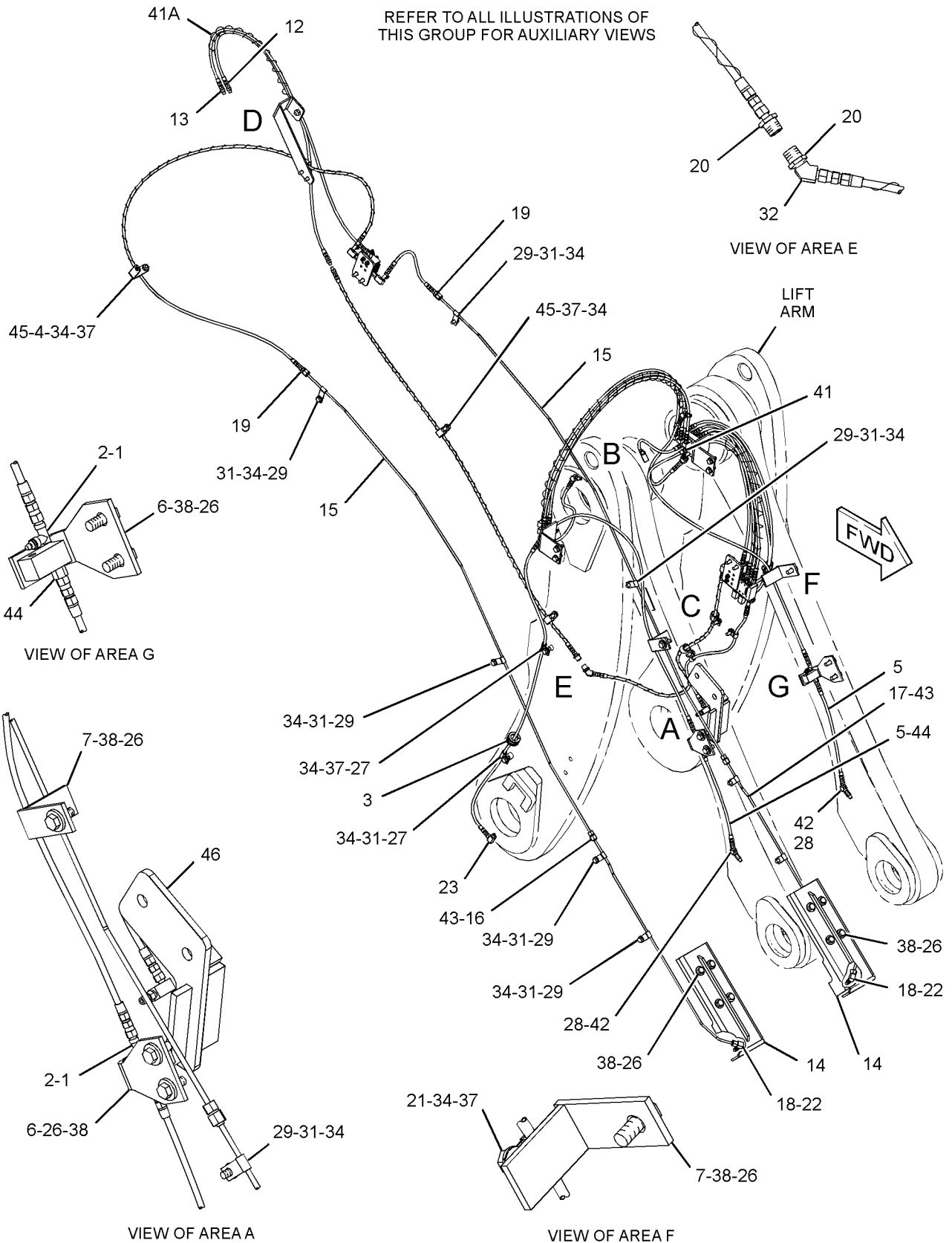
GRAPHIC #1

g01604693

FRAME AND BODY

285-7276 LINES GP-AUTOMATIC LUBRICATION (contd.)

i03184743



REFER TO ALL ILLUSTRATIONS OF THIS GROUP FOR AUXILIARY VIEWS

VIEW OF AREA E

VIEW OF AREA G

VIEW OF AREA A

VIEW OF AREA F



GRAPHIC #2

<END>

g01603541

FRAME AND BODY

285-7277 LINES GP-AUTOMATIC LUBRICATION- BOOM, TILT LINKS

S/N: BXY1900-UP

PART OF 293-7306, 349-4484 LUBRICATION AR-AUTOMATIC
AN ATTACHMENT

SMCS-7510, 7540

i03123581

NOTE	REF NO	GRAPHIC REF	PART NUMBER	QTY	PART NAME						SEE PAGE
					1	2	3	4	5	6 (PRODUCT LEVEL)	
	1	3	3B-8489	2	FITTING-GREASE						
	2	3	5P-3422	2	TEE-PIPE						
	3	2	6S-4039	1	GROMMET						
	4	2	160-0564	1	BRACKET AS						
M		2	8T-3490	1	NUT-WELD (M10X1.5-THD)						
I	5	1	189-7497	1	HOSE AS						
I	6	1	189-7498	1	HOSE AS						
I	7	1	189-7500	1	HOSE AS						
	8	1,2	189-7531	2	HOSE AS						
	9	1,2	197-6660	2	BRACKET AS						
	10	1,2	197-7863	2	BRACKET AS						
	11	3	224-4416	1	BRACKET AS						
	12	3	224-4417	1	BRACKET AS						
	13	1	255-0614	1	PLATE AS						
M		1	8T-3490	1	NUT-WELD (M10X1.5-THD)						
I	14	1	285-7286	1	HOSE AS						
	15	2	319-6951	2	PLATE AS						
	16	1,2	285-7296	2	TUBE AS						
	17	2	285-7297	1	TUBE AS						
	18	1	285-7298	1	TUBE AS						
Y	19	1	285-7304	1	VALVE & LINES GP-LUBRICATION (RIGHT, LEFT BOOM PINS)						1245
Y	20	1	285-7312	1	VALVE & LINES GP-LUBRICATION (LINK PINS, RH C-PIN, RH TILT)						1250
Y	21	1	285-7313	1	VALVE & LINES GP-LUBRICATION (LH C-PIN, LH TILT LINK PIN)						1252
	22	1,2	171-6727	2	ADAPTER AS (EACH INCLUDES)						
		1,2	4J-5477	1	SEAL-O-RING						
		1,2	8T-4128	1	ADAPTER						
	23	1,3	4D-7794	3	CLIP						
	24	1,2,3	4K-3026	7	EXTENSION						
	25	1,2,3	4M-8973	8	ELBOW						
	26	1,2	5P-1076	14	WASHER-HARD (13.5X30X4-MM THK)						
	27	2	5P-9297	2	CLIP						
	28	1,2	8C-7575	2	ADAPTER						
	29	1	6V-8397	3	SEAL-O-RING						
	30	1,2	7D-1728	8	CLIP						
	31	1,2	148-8389	2	ELBOW AS (EACH INCLUDES)						
		1,2	4J-5477	1	SEAL-O-RING						
		1,2	7X-0492	1	ELBOW						
M	32	1,2	8T-4191	9	BOLT (M10X1.5X16-MM)						
	33	1	8C-6869	3	CONNECTOR						
	34	3	8L-5008	5	ELBOW-PIPE						
	35	1,2	1S-0994	2	CLIP						
	36	1	8S-0948	4	CLIP						
	37	1,2,3	8T-4121	25	WASHER-HARD (11X21X2.5-MM THK)						
M	38	1,3	8T-4133	1	NUT (M10X1.5-THD)						
M	39	1,3	8T-4136	5	BOLT (M10X1.5X25-MM)						
M	40	1,2,3	8T-4137	9	BOLT (M10X1.5X20-MM)						
M	41	1,2	8T-4139	14	BOLT (M12X1.75X30-MM)						
M	42	1	8T-4185	5	BOLT (M10X1.5X50-MM)						
M	43	1	8T-4195	1	BOLT (M10X1.5X30-MM)						

FRAME AND BODY

285-7277 LINES GP-AUTOMATIC LUBRICATION (contd.)

i03123581

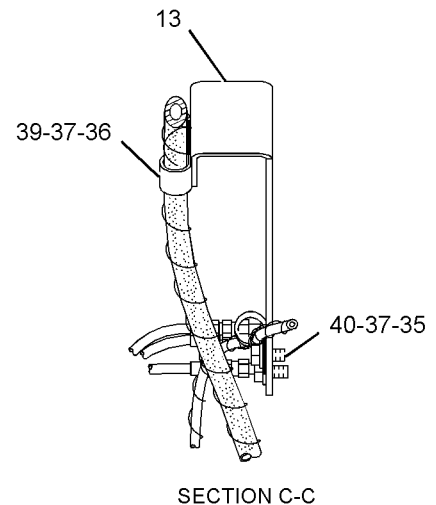
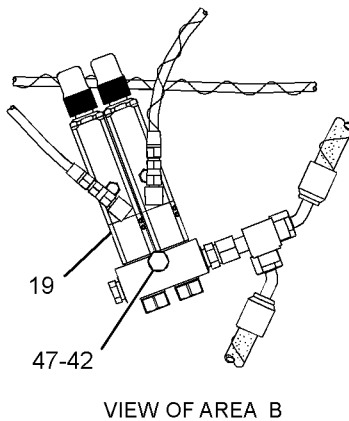
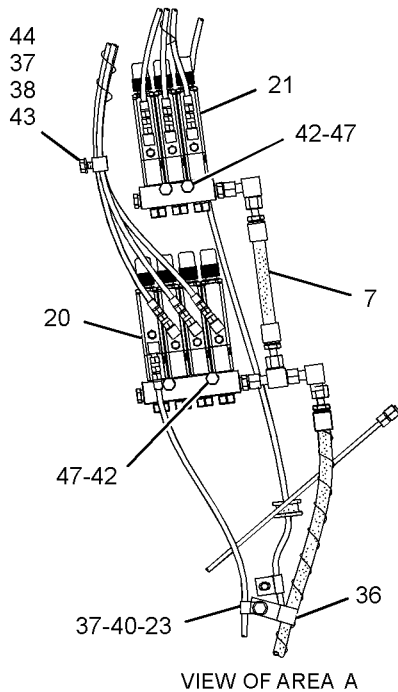
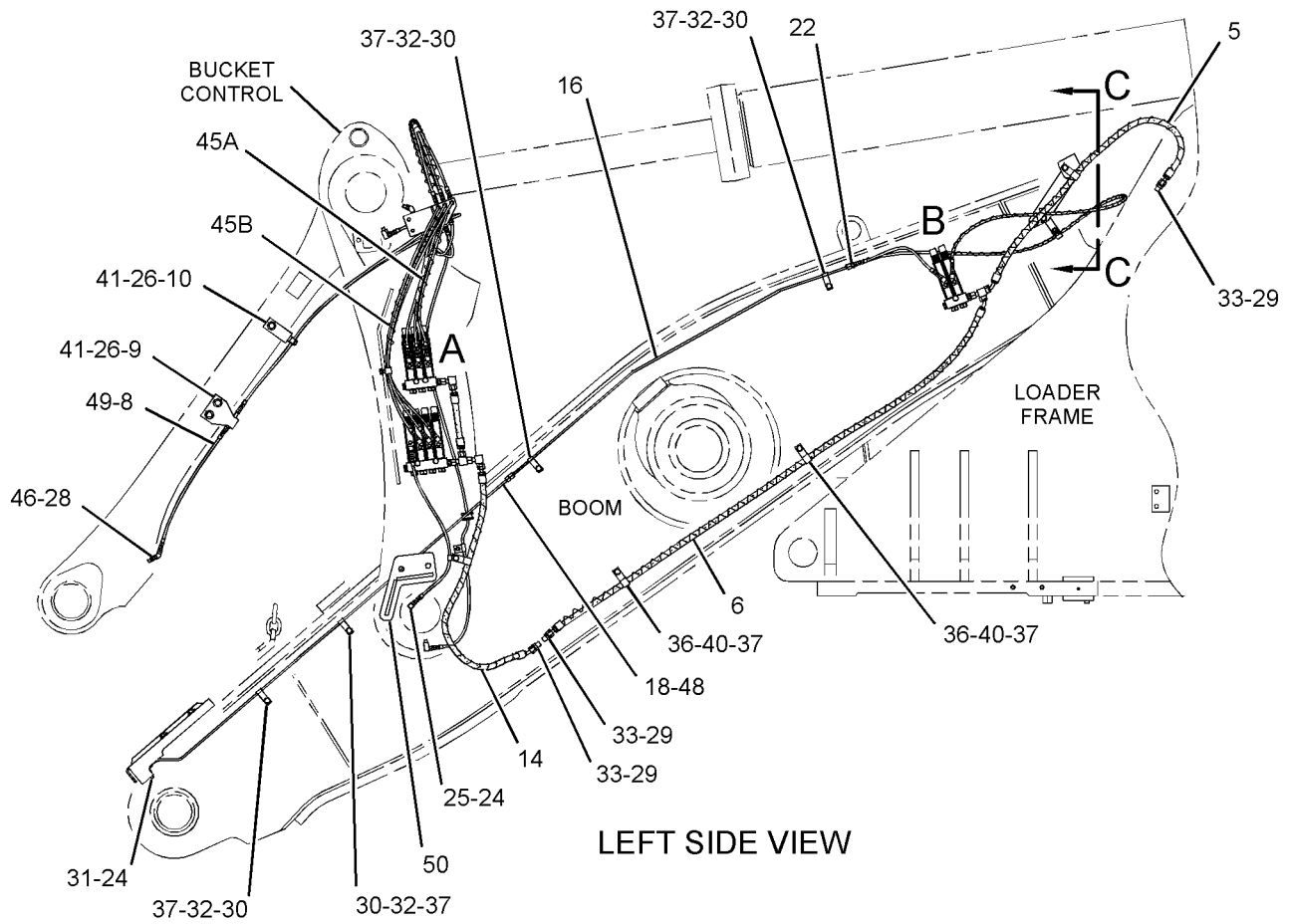
NOTE	REF NO	GRAPHIC REF	PART NUMBER	QTY	PART NAME						SEE PAGE
					1	2	3	4	5	6 (PRODUCT LEVEL)	
	44	1	9M-8406	1	CLIP						
E	45	3	7I-1024		GUARD-HOSE (96.5-CM)						
E	45A	1	7I-1024		GUARD-HOSE (35-CM)						
E	45B	1	7I-1024		GUARD-HOSE (51-CM)						
	46	1,2	3B-6493	2	ELBOW-PIPE						
	47	1	9X-2027	5	WASHER (11X18X2-MM THK)						
	48	1,2	4J-5477	2	SEAL-O-RING						
	49	1,2	002-0639	2	ADAPTER-PIPE						
	50	1	319-6940	1	PLATE AS						

E-ORDER BY THE CENTIMETER
 I-REFER TO HYDRAULIC INFORMATION SYSTEM
 M-METRIC PART
 Y-SEPARATE ILLUSTRATION

FRAME AND BODY

285-7277 LINES GP-AUTOMATIC LUBRICATION (contd.)

i03123581



GRAPHIC #1

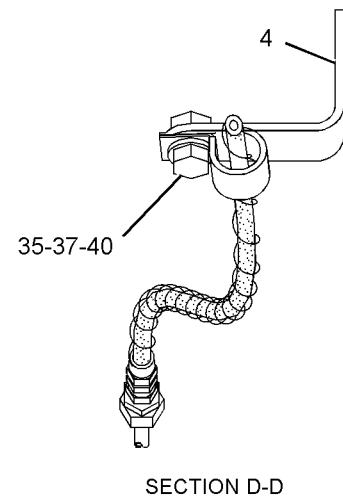
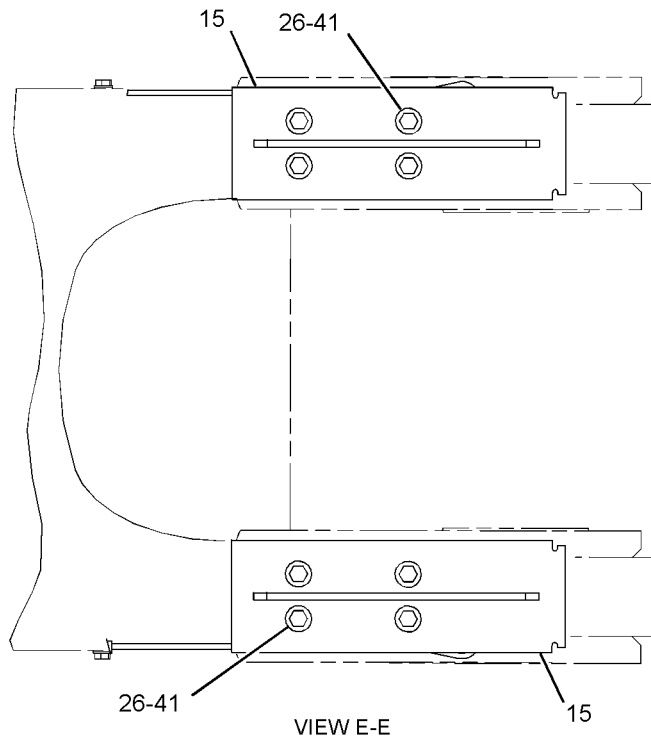
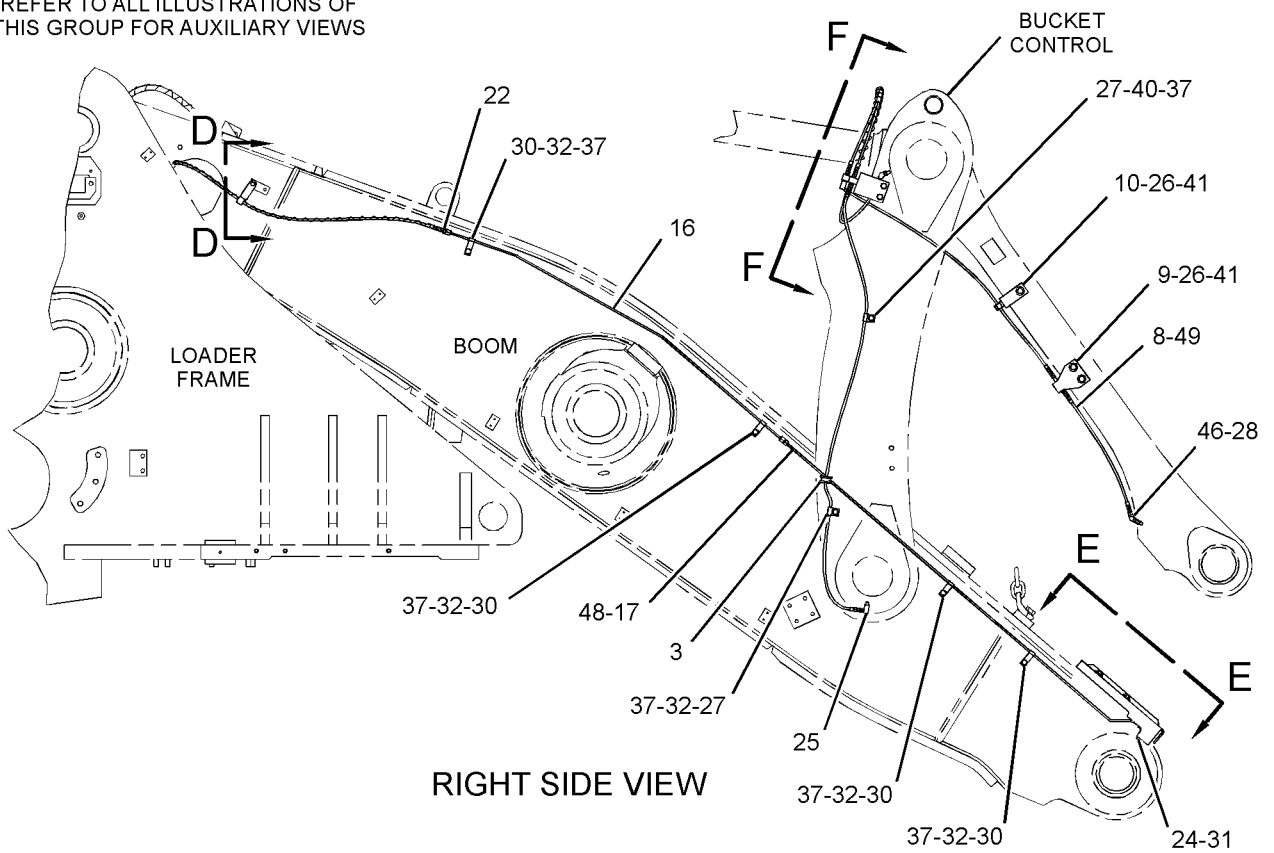
g01606636

FRAME AND BODY

285-7277 LINES GP-AUTOMATIC LUBRICATION (contd.)

i03123581

REFER TO ALL ILLUSTRATIONS OF THIS GROUP FOR AUXILIARY VIEWS



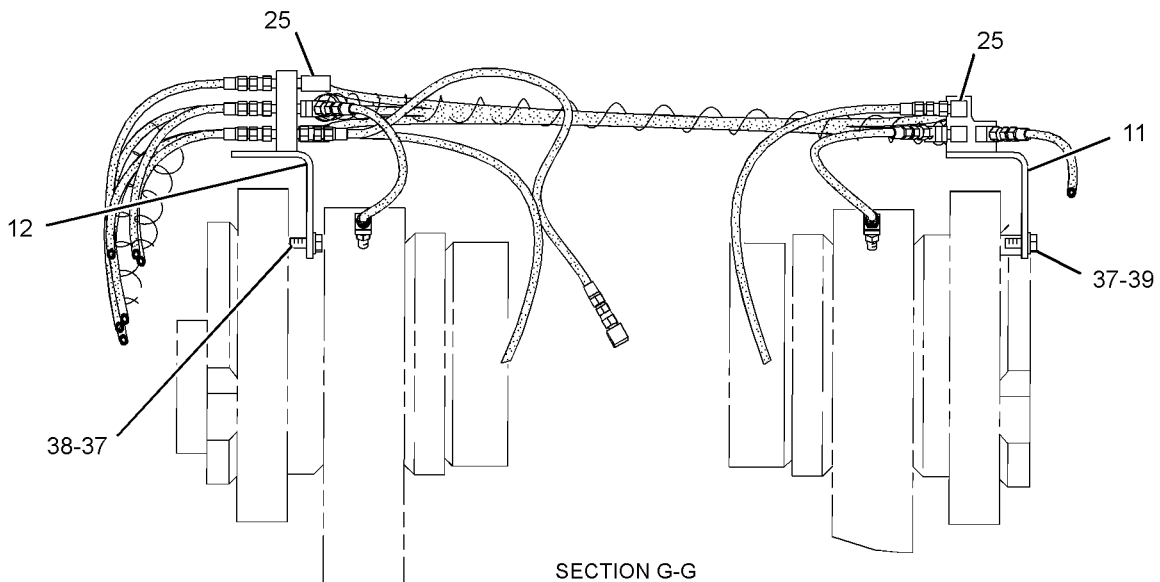
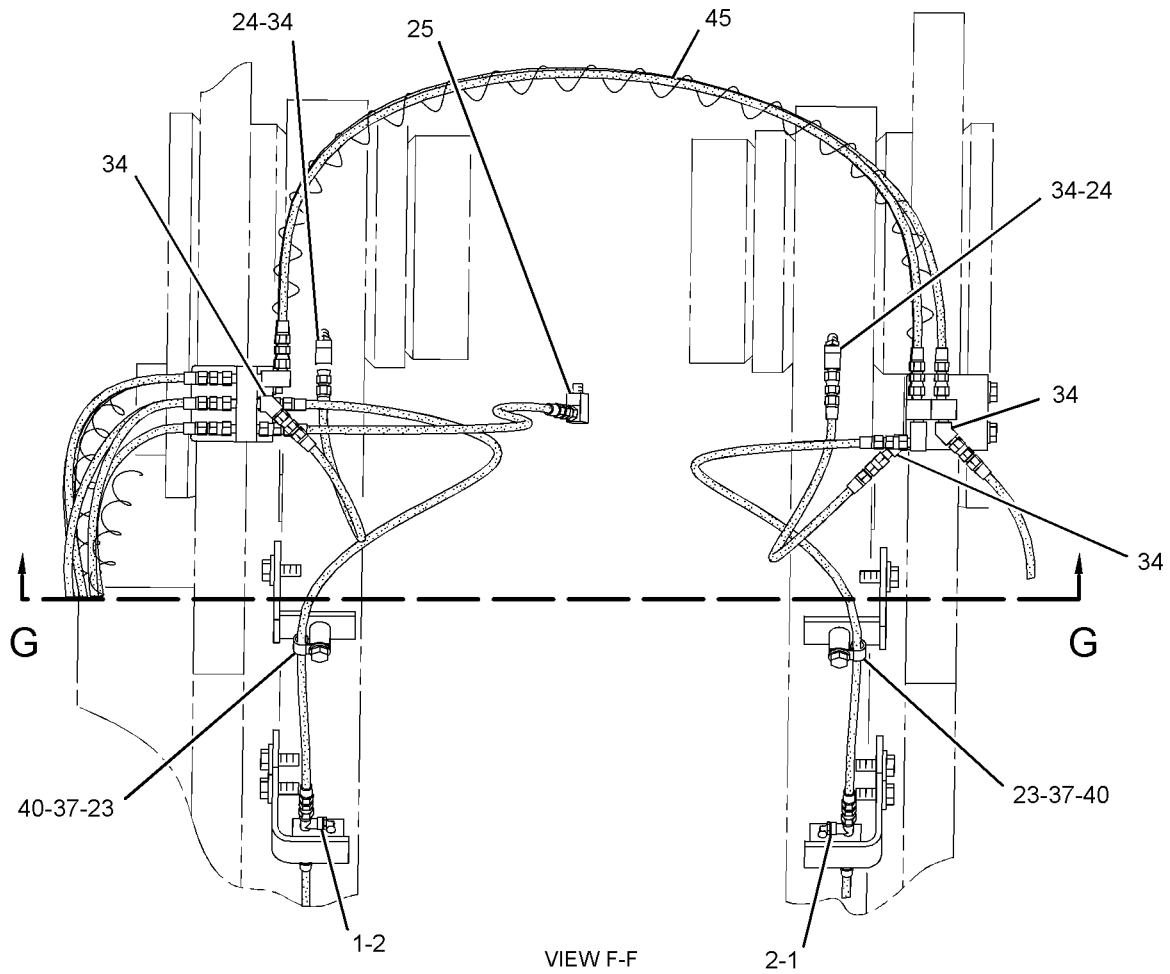
GRAPHIC #2

g01606637

FRAME AND BODY

285-7277 LINES GP-AUTOMATIC LUBRICATION (contd.)

i03123581



GRAPHIC #3

<END>

g01479495

FRAME AND BODY

285-7278 LINES GP-AUTOMATIC LUBRICATION- BOOM, TILT LINKS

S/N: BXY1900-2982

PART OF 293-7305 LUBRICATION AR-AUTOMATIC
AN ATTACHMENT

SMCS-7510, 7540

i03123582

NOTE	REF NO	GRAPHIC REF	PART NUMBER	QTY	PART NAME						SEE PAGE
					1	2	3	4	5	6 (PRODUCT LEVEL)	
	1	2	3B-8489	4	FITTING-GREASE						
	2	2	5P-3422	4	TEE-PIPE						
	3	2	6S-4039	1	GROMMET						
	4	2	160-0564	1	BRACKET AS						
M		2	8T-3490	1	NUT-WELD (M10X1.5-THD)						
	5	1,2	189-7531	2	HOSE AS						
	6	1,2	197-6660	2	BRACKET AS						
	7	1,2	197-7863	2	BRACKET AS						
	8	1	224-3952	2	PLATE						
Y	9	1	224-4410	1	VALVE & LINES GP-LUBRICATION (C-PIN, LINK PINS, TILT CYL PIN)						1181
	10	2	224-4416	1	BRACKET AS						
	11	1	224-4417	1	BRACKET AS						
	12	1	255-0614	1	PLATE AS						
M		1	8T-3490	1	NUT-WELD (M10X1.5-THD)						
Y	13	1	285-7287	1	VALVE & LINES GP-LUBRICATION (B-PIN, RH, LH)						1242
	14	1,2	319-6951	2	PLATE AS						
	15	1,2	285-7296	2	TUBE AS						
	16	2	285-7297	1	TUBE AS						
	17	1	285-7298	1	TUBE AS						
	18	1,2	171-6727	2	ADAPTER AS						
					(EACH INCLUDES)						
		1,2	4J-5477	1	SEAL-O-RING						
		1,2	8T-4128	1	ADAPTER						
	19	1	3B-7721	2	BUSHING-REDUCER						
	20	1,2	4D-7794	4	CLIP						
	21	1,2	4K-3026	7	EXTENSION						
	22	1,2	4M-8973	8	ELBOW						
	23	1	4S-1962	1	CLIP						
M	24	1	5C-2890	4	NUT (M6X1-THD)						
	25	1,2	5P-1076	14	WASHER-HARD (13.5X30X4-MM THK)						
	26	2	5P-9297	2	CLIP						
	27	1,2	8C-7575	2	ADAPTER						
	28	1,2	7D-1728	8	CLIP						
	29	1,2	148-8389	2	ELBOW AS						
					(EACH INCLUDES)						
		1,2	4J-5477	1	SEAL-O-RING						
		1,2	7X-0492	1	ELBOW						
M	30	1	7X-2534	4	BOLT (M6X1X50-MM)						
M	31	1,2	8T-4191	9	BOLT (M10X1.5X16-MM)						
	32	2	8L-5008	5	ELBOW-PIPE						
	33	1	8M-2773	1	CLIP						
	34	1,2	8T-4121	31	WASHER-HARD (11X21X2.5-MM THK)						
M	35	1	8T-4133	1	NUT (M10X1.5-THD)						
M	36	1,2	8T-4136	9	BOLT (M10X1.5X25-MM)						
M	37	1,2	8T-4137	11	BOLT (M10X1.5X20-MM)						
M	38	1,2	8T-4139	14	BOLT (M12X1.75X30-MM)						
M	39	1	8T-4195	1	BOLT (M10X1.5X30-MM)						
	40	1	9X-8256	8	WASHER (6.6X12X2-MM THK)						
E	41	1,2	7I-1024		GUARD-HOSE (96.5-CM EACH)						
E	41A	1	7I-1024		GUARD-HOSE (49.5-CM)						
	42	1,2	1S-0994	6	CLIP						
	43	1,2	3B-6493	2	ELBOW-PIPE						
	44	1,2	4J-5477	2	SEAL-O-RING						

FRAME AND BODY

285-7278 LINES GP-AUTOMATIC LUBRICATION (contd.)

i03123582

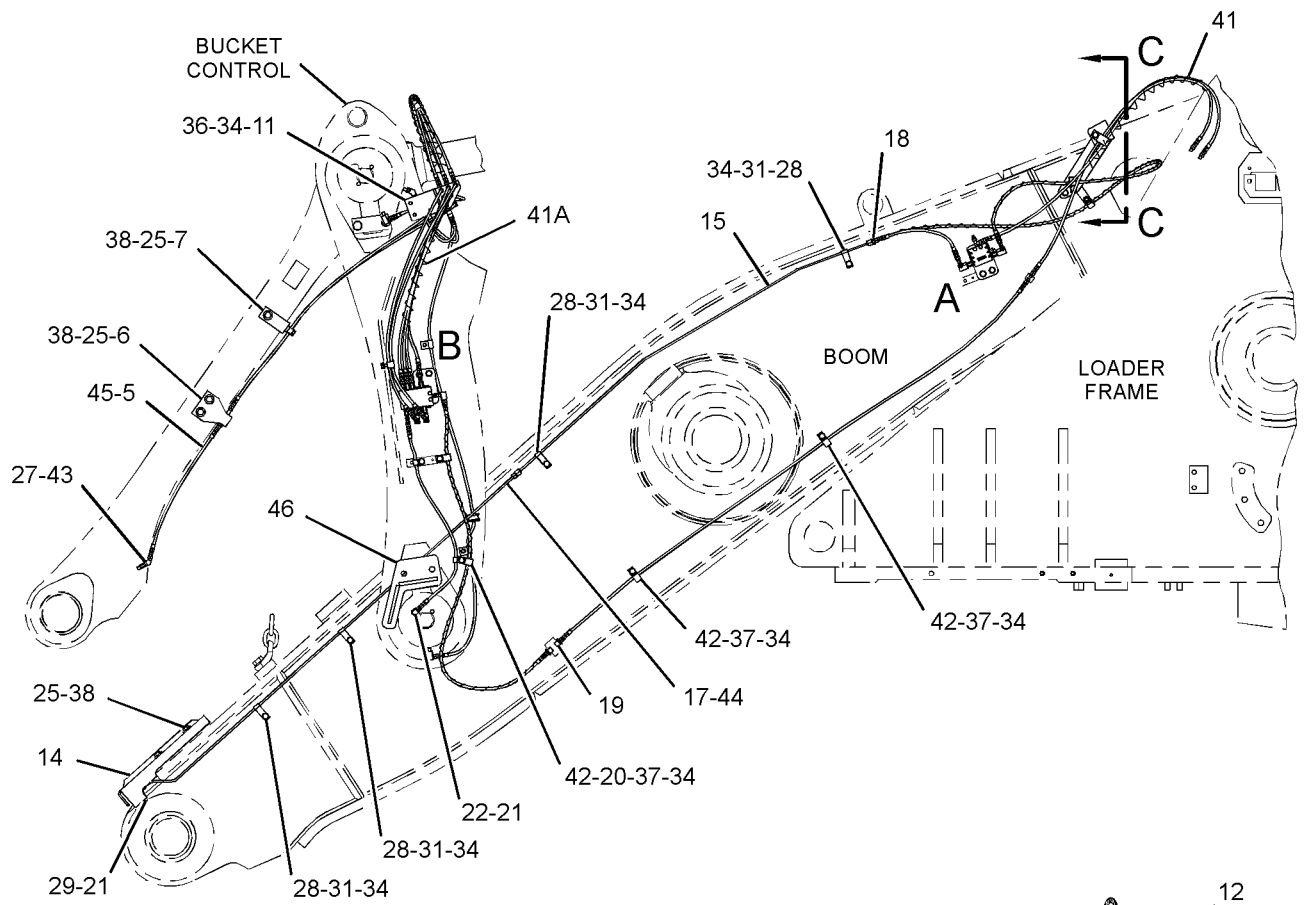
NOTE	REF NO	GRAPHIC REF	PART NUMBER	QTY	PART NAME	SEE PAGE
					1 2 3 4 5 6 (PRODUCT LEVEL)	
	45	1,2	002-0639	2	ADAPTER-PIPE	
	46	1	319-6940	1	PLATE AS	

E-ORDER BY THE CENTIMETER
M-METRIC PART
Y-SEPARATE ILLUSTRATION

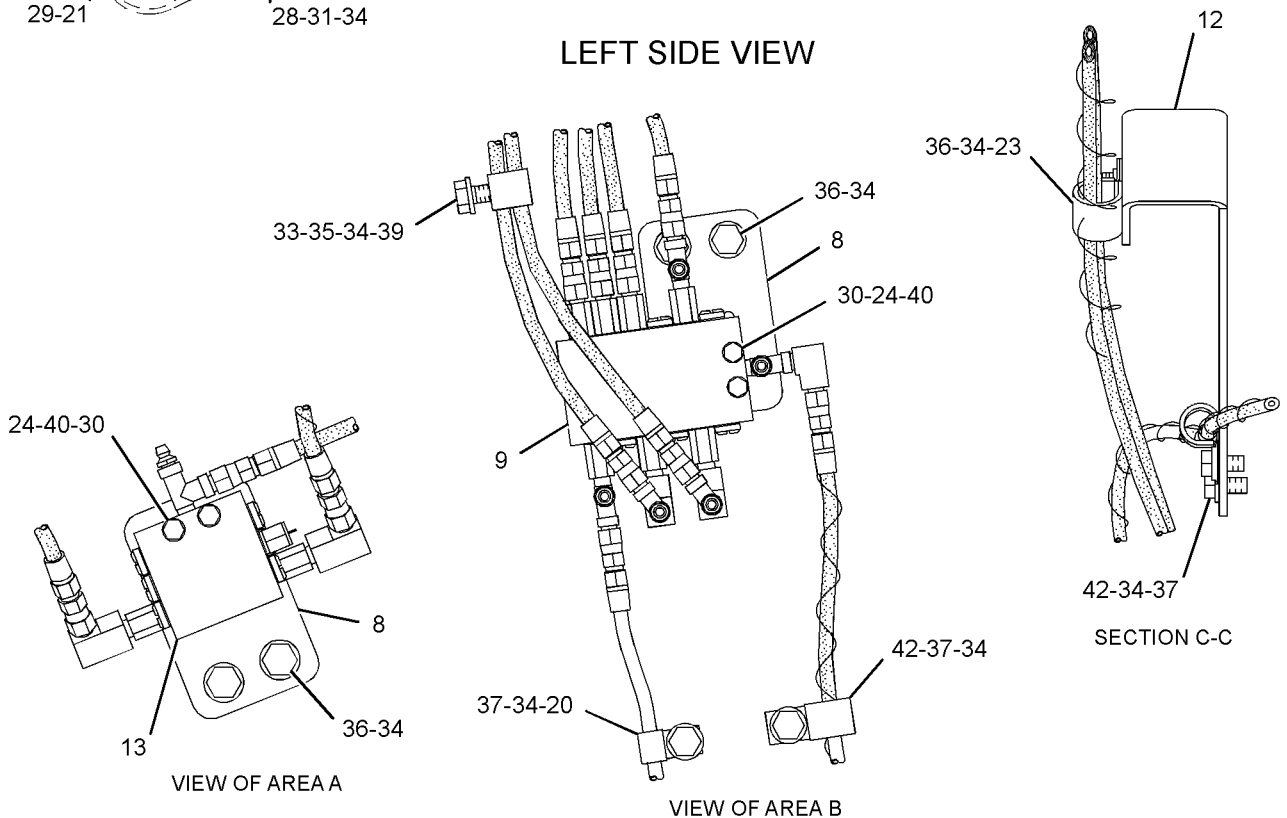
FRAME AND BODY

285-7278 LINES GP-AUTOMATIC LUBRICATION (contd.)

i03123582



LEFT SIDE VIEW



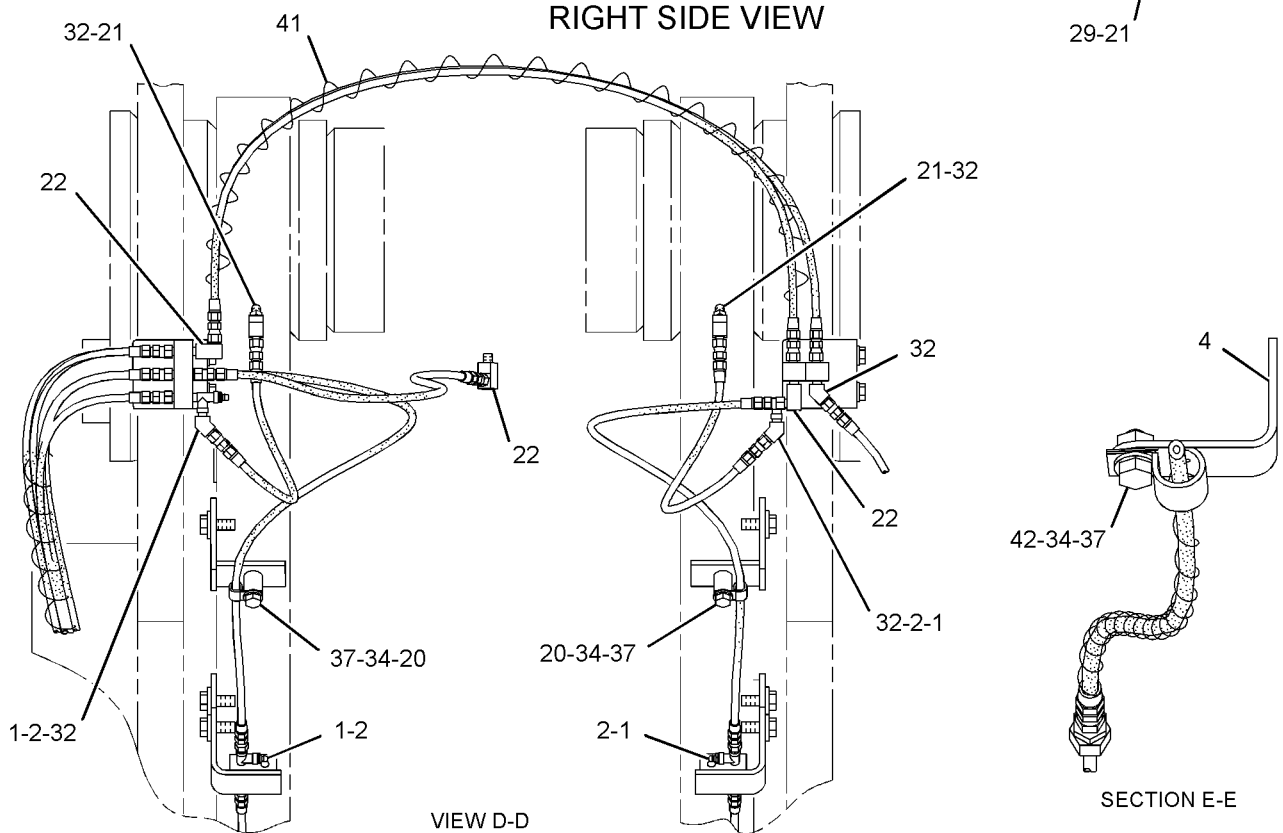
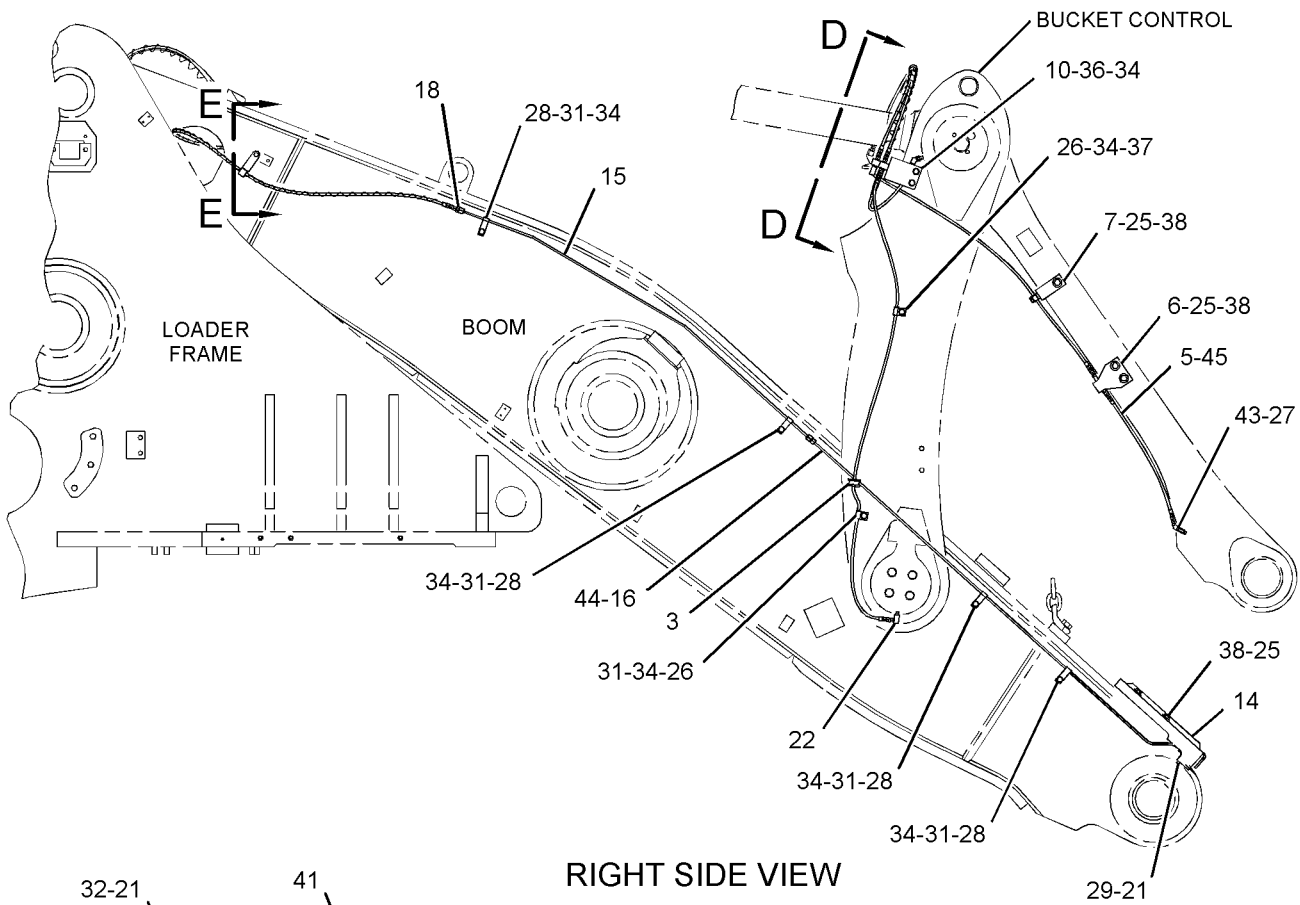
GRAPHIC #1

g01605153

FRAME AND BODY

285-7278 LINES GP-AUTOMATIC LUBRICATION (contd.)

i03123582



GRAPHIC #2

<END>

g01605154

FRAME AND BODY

285-7279 LINES GP-AUTOMATIC LUBRICATION- BOOM, TILT LINKS

S/N: BXY1900-2982

PART OF 293-7307 LUBRICATION AR-AUTOMATIC
AN ATTACHMENT

SMCS-7510, 7540

i03161561

NOTE	REF NO	GRAPHIC REF	PART NUMBER	QTY	PART NAME						SEE PAGE
					1	2	3	4	5	6 (PRODUCT LEVEL)	
	1	3	3B-8489	4	FITTING-GREASE						
	2	3	5P-3422	4	TEE-PIPE						
	3	1	6S-4039	1	GROMMET						
	4	2	160-0564	1	BRACKET AS						
M		2	8T-3490	1	NUT-WELD (M10X1.5-THD)						
	5	3	224-3952	2	PLATE						
	6	3	224-4416	1	BRACKET AS						
	7	3	224-4417	1	BRACKET AS						
	8	2	255-0614	1	PLATE AS						
M		2	8T-3490	1	NUT-WELD (M10X1.5-THD)						
Y	9	3	259-2448	1	VALVE & LINES GP-LUBRICATION (E, F, K-PINS)						1227
Y	10	3	285-7289	1	VALVE & LINES GP-LUBRICATION (RIGHT, LEFT BOOM PINS)						1244
	11	1	319-6951	2	PLATE AS						
	12	1,2	285-7299	2	TUBE AS						
	13	1	285-7300	1	TUBE AS						
	14	2	285-7301	1	TUBE AS						
	15	1,2	148-8389	2	ELBOW AS						
					(EACH INCLUDES)						
		1,2	4J-5477	1	SEAL-O-RING						
		1,2	7X-0492	1	ELBOW						
	16	1,2	171-6727	2	ADAPTER AS						
					(EACH INCLUDES)						
		1,2	4J-5477	1	SEAL-O-RING						
		1,2	8T-4128	1	ADAPTER						
	17	2	3B-7721	2	BUSHING-REDUCER						
	18	1,2	4D-7794	2	CLIP						
	19	1,2,3	4K-3026	7	EXTENSION						
	20	1,2,3	4M-8973	10	ELBOW						
	21	2	4S-1962	1	CLIP						
M	22	3	5C-2890	4	NUT (M6X1-THD)						
	23	1	5P-1076	8	WASHER-HARD (13.5X30X4-MM THK)						
	24	1,2	7D-1728	8	CLIP						
M	25	3	7X-2534	4	BOLT (M6X1X50-MM)						
M	26	1,2	8T-4191	12	BOLT (M10X1.5X16-MM)						
	27	3	8L-5008	5	ELBOW-PIPE						
	28	1,2	8M-2772	2	CLIP						
	29	3	8M-2773	1	CLIP						
	30	1,2,3	8T-4121	32	WASHER-HARD (11X21X2.5-MM THK)						
M	31	3	8T-4133	1	NUT (M10X1.5-THD)						
M	32	3	8T-4136	8	BOLT (M10X1.5X25-MM)						
M	33	1,2,3	8T-4137	9	BOLT (M10X1.5X20-MM)						
M	34	1	8T-4139	8	BOLT (M12X1.75X30-MM)						
M	35	2,3	8T-4195	2	BOLT (M10X1.5X30-MM)						
	36	3	9X-8256	8	WASHER (6.6X12X2-MM THK)						
E	37	1,3	7I-1024		GUARD-HOSE (97-CM EACH)						
E	37A	2	7I-1024		GUARD-HOSE (50-CM)						
	38	1,2,3	1S-0994	9	CLIP						
	39	1,2	4J-5477	2	SEAL-O-RING						
	40	2	319-6940	1	PLATE AS						

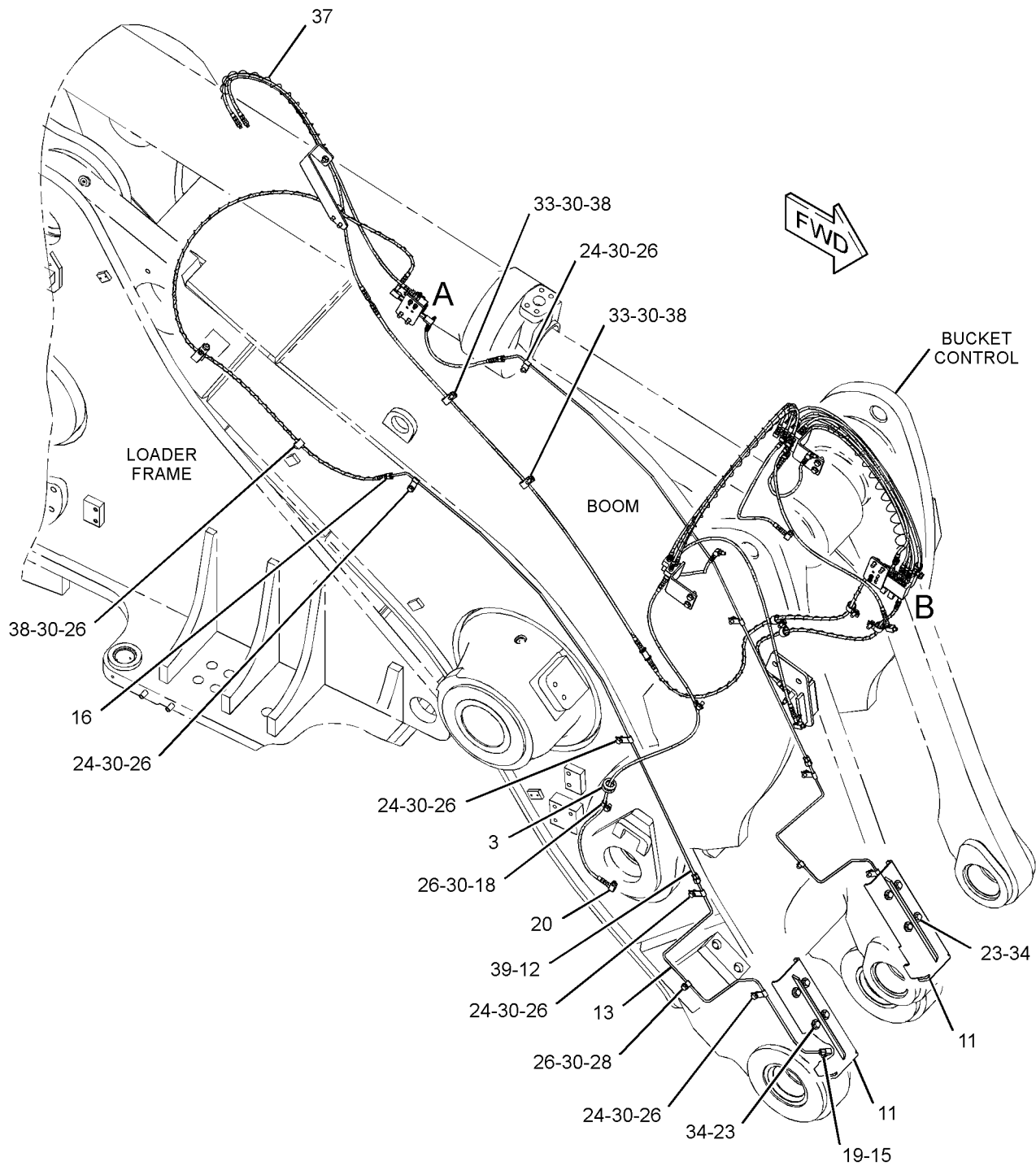
E-ORDER BY THE CENTIMETER
M-METRIC PART
Y-SEPARATE ILLUSTRATION

FRAME AND BODY

285-7279 LINES GP-AUTOMATIC LUBRICATION (contd.)

i03161561

REFER TO ALL ILLUSTRATIONS OF THIS GROUP FOR AUXILIARY VIEWS



GRAPHIC #1

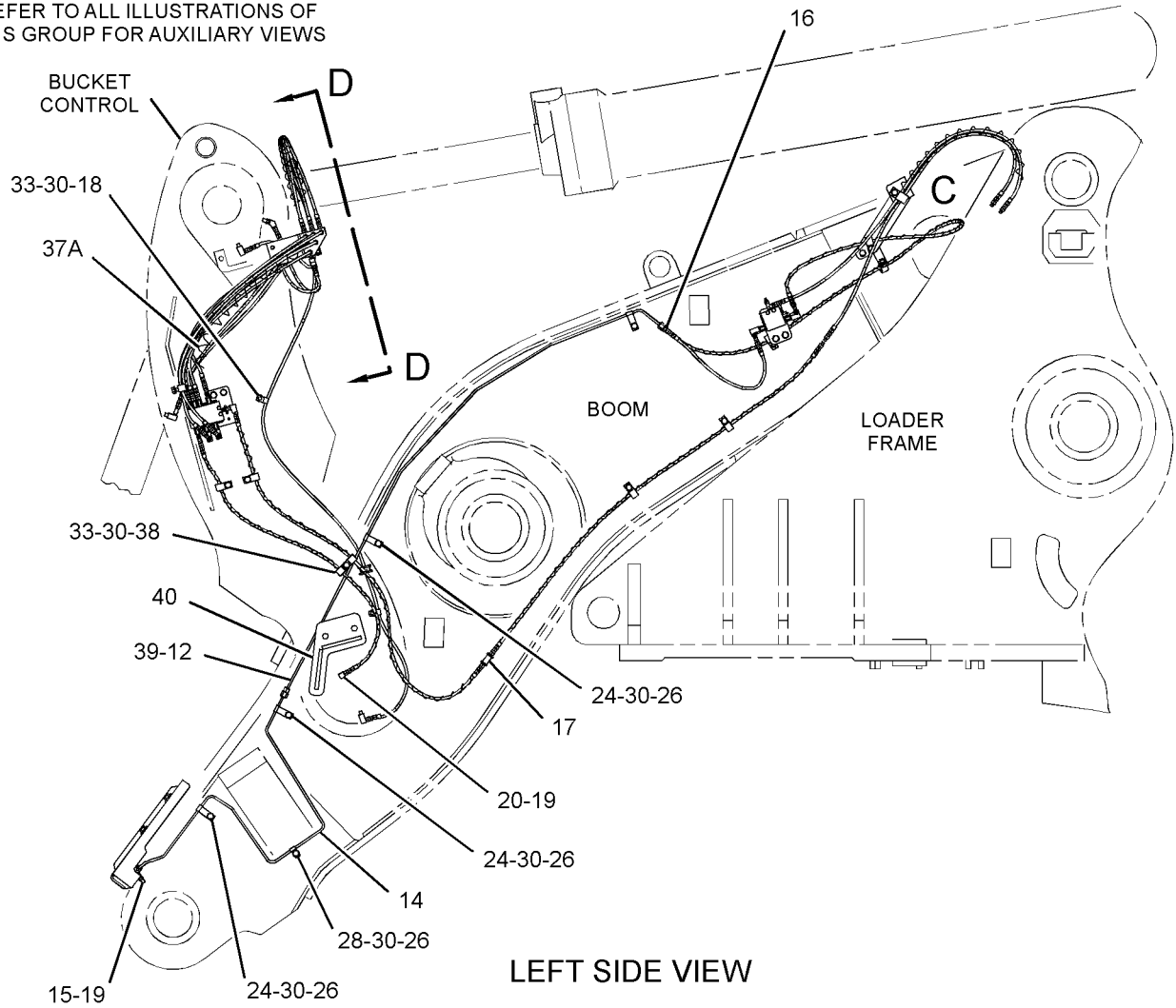
g01799016

FRAME AND BODY

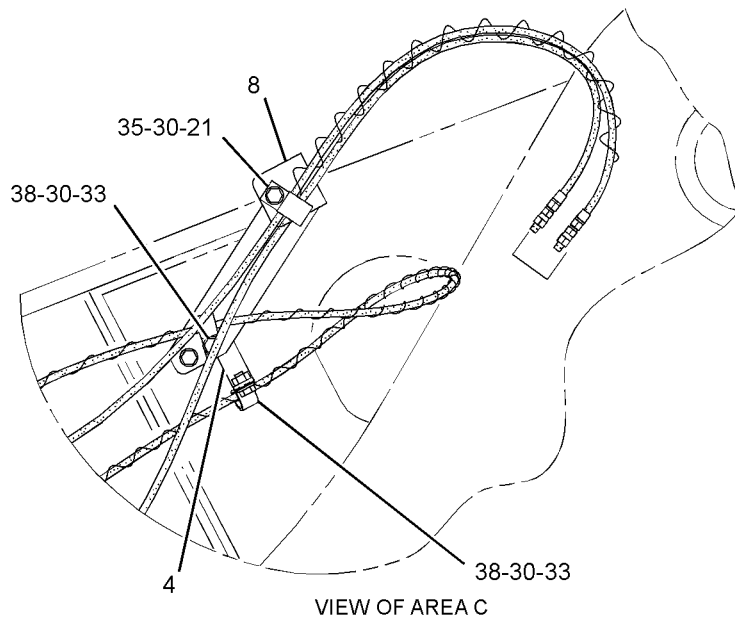
285-7279 LINES GP-AUTOMATIC LUBRICATION (contd.)

i03161561

REFER TO ALL ILLUSTRATIONS OF THIS GROUP FOR AUXILIARY VIEWS



LEFT SIDE VIEW



VIEW OF AREA C

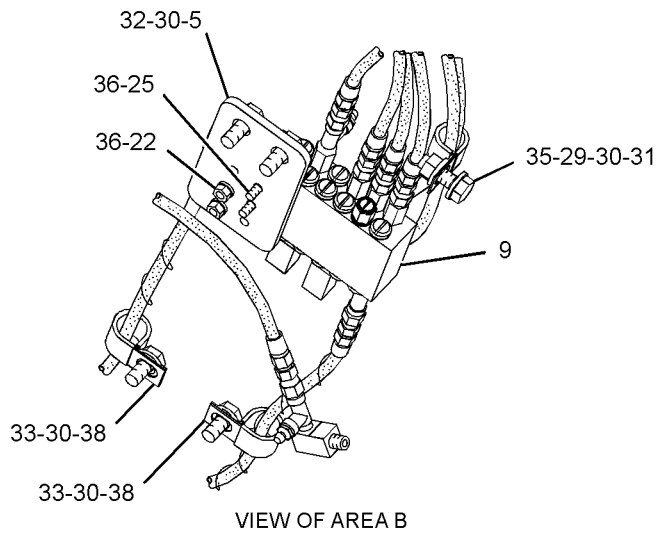
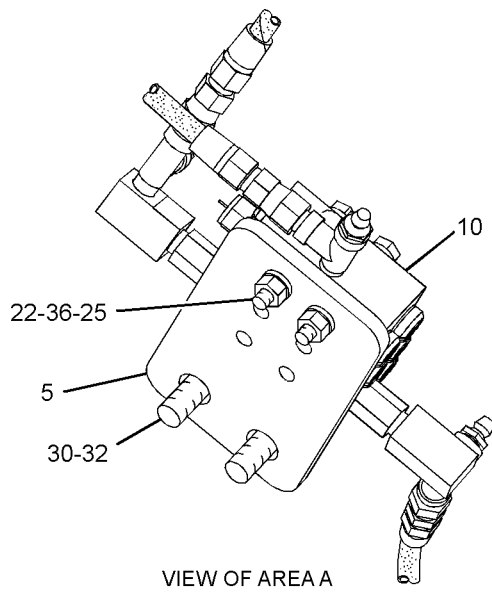
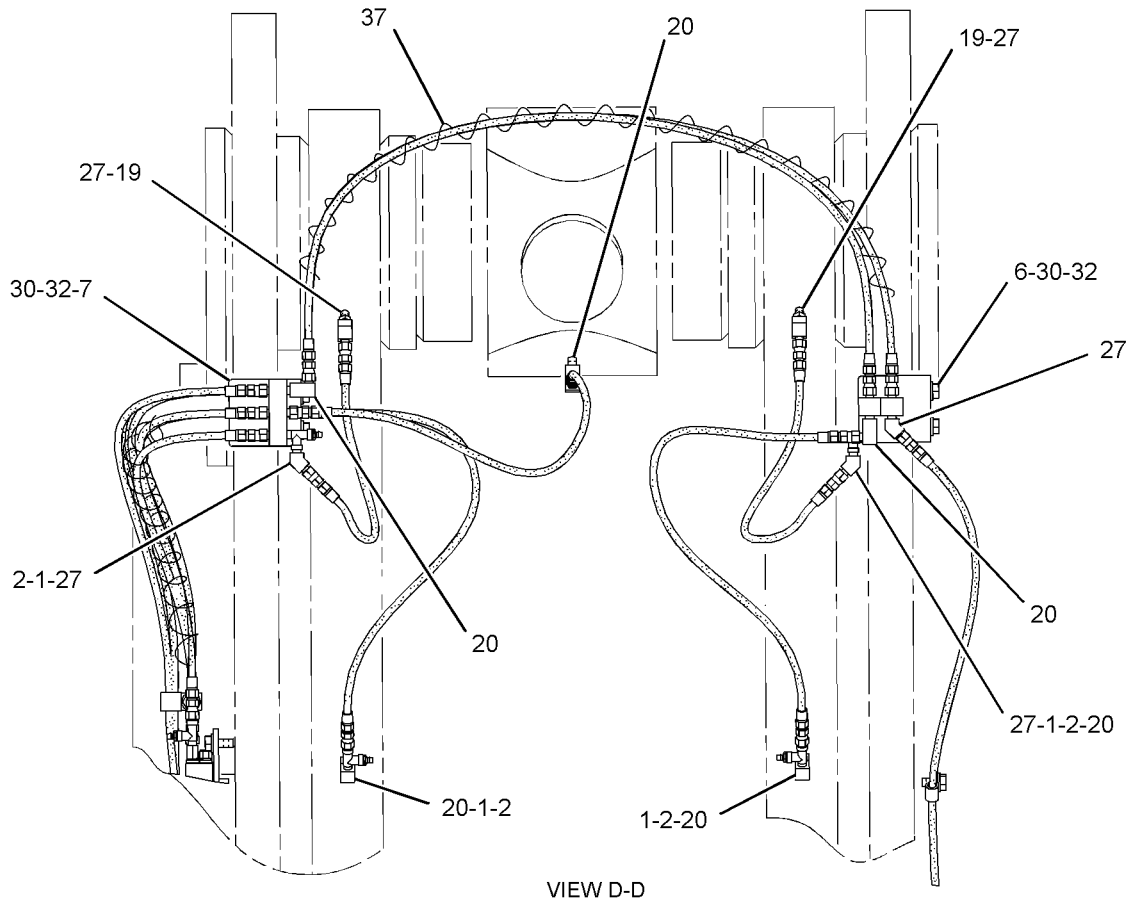
GRAPHIC #2

g01799017

FRAME AND BODY

285-7279 LINES GP-AUTOMATIC LUBRICATION (contd.)

i03161561



GRAPHIC #3

<END>

g01799018

FRAME AND BODY

285-7280 LINES GP-AUTOMATIC LUBRICATION- BOOM, TILT LINKS

S/N: BXY1900-UP

PART OF 293-7308, 349-4486 LUBRICATION AR-AUTOMATIC
AN ATTACHMENT

SMCS-7510, 7540

i03077340

NOTE	REF NO	GRAPHIC REF	PART NUMBER	QTY	PART NAME						SEE PAGE
					1	2	3	4	5	6 (PRODUCT LEVEL)	
	1	3	3B-8489	2	FITTING-GREASE						
	2	3	5P-3422	2	TEE-PIPE						
	3	2	6S-4039	1	GROMMET						
	4	2	160-0564	1	BRACKET AS						
I	5	1	189-7497	1	HOSE AS						
I	6	1	189-7500	1	HOSE AS						
	7	3	224-4416	1	BRACKET AS						
	8	3	224-4417	1	BRACKET AS						
	9	2	255-0614	1	PLATE AS						
M		2	8T-3490	1	NUT-WELD (M10X1.5-THD)						
I	10	1	272-5098	1	HOSE AS						
Y	11	1	285-7288	1	VALVE & LINES GP-LUBRICATION (B-PIN, RH, LH)						1243
	12	2	319-6951	2	PLATE AS						
	13	1,2	285-7299	2	TUBE AS						
	14	2	285-7300	1	TUBE AS						
	15	1	285-7301	1	TUBE AS						
I	16	1	285-7309	1	HOSE AS						
Y	17	1	285-7314	1	VALVE & LINES GP-LUBRICATION (LH C-PIN, LH TILT LINK PIN)						1254
Y	18	1	285-7315	1	VALVE & LINES GP-LUBRICATION (C-PIN, LINK PINS, TILT CYL PIN)						1255
	19	1,2	148-8389	2	ELBOW AS						
					(EACH INCLUDES)						
		1,2	4J-5477	1	SEAL-O-RING						
		1,2	7X-0492	1	ELBOW						
	20	1,2	171-6727	2	ADAPTER AS						
					(EACH INCLUDES)						
		1,2	4J-5477	1	SEAL-O-RING						
		1,2	8T-4128	1	ADAPTER						
	21	2	4D-7794	2	CLIP						
	22	3,1,2	4K-3026	7	EXTENSION						
	23	3,1,2	4M-8973	10	ELBOW						
	24	2	5P-1076	8	WASHER-HARD (13.5X30X4-MM THK)						
	25	1	6D-4244	1	CLIP						
	26	1	6V-8397	3	SEAL-O-RING						
	27	1,2	7D-1728	8	CLIP						
M	28	1,2	8T-4191	12	BOLT (M10X1.5X16-MM)						
	29	1	8C-6869	3	CONNECTOR						
	30	3	8L-5008	5	ELBOW-PIPE						
	31	1,2	8M-2772	2	CLIP						
	32	1,2	1S-0994	4	CLIP						
	33	1,2	8S-0948	4	CLIP						
	34	3,1,2	8T-4121	25	WASHER-HARD (11X21X2.5-MM THK)						
M	35	1	8T-4133	1	NUT (M10X1.5-THD)						
M	36	3,2	8T-4136	5	BOLT (M10X1.5X25-MM)						
M	37	1,2	8T-4137	7	BOLT (M10X1.5X20-MM)						
M	38	2	8T-4139	8	BOLT (M12X1.75X30-MM)						
M	39	1	8T-4185	5	BOLT (M10X1.5X50-MM)						
M	40	1	8T-4195	1	BOLT (M10X1.5X30-MM)						
	41	1	9M-8406	1	CLIP						
E	42	3	7I-1024		GUARD-HOSE (96.5-CM)						
E	42A	1	7I-1024		GUARD-HOSE (61-CM)						
E	42B	1	7I-1024		GUARD-HOSE (40-CM)						
	43	1	9X-2027	5	WASHER (11X18X2-MM THK)						

FRAME AND BODY

285-7280 LINES GP-AUTOMATIC LUBRICATION (contd.)

i03077340

NOTE	REF NO	GRAPHIC REF	PART NUMBER	QTY	PART NAME	SEE PAGE
					1 2 3 4 5 6 (PRODUCT LEVEL)	
	44	1,2	4J-5477	2	SEAL-O-RING	
	45	1	319-6940	1	PLATE AS	

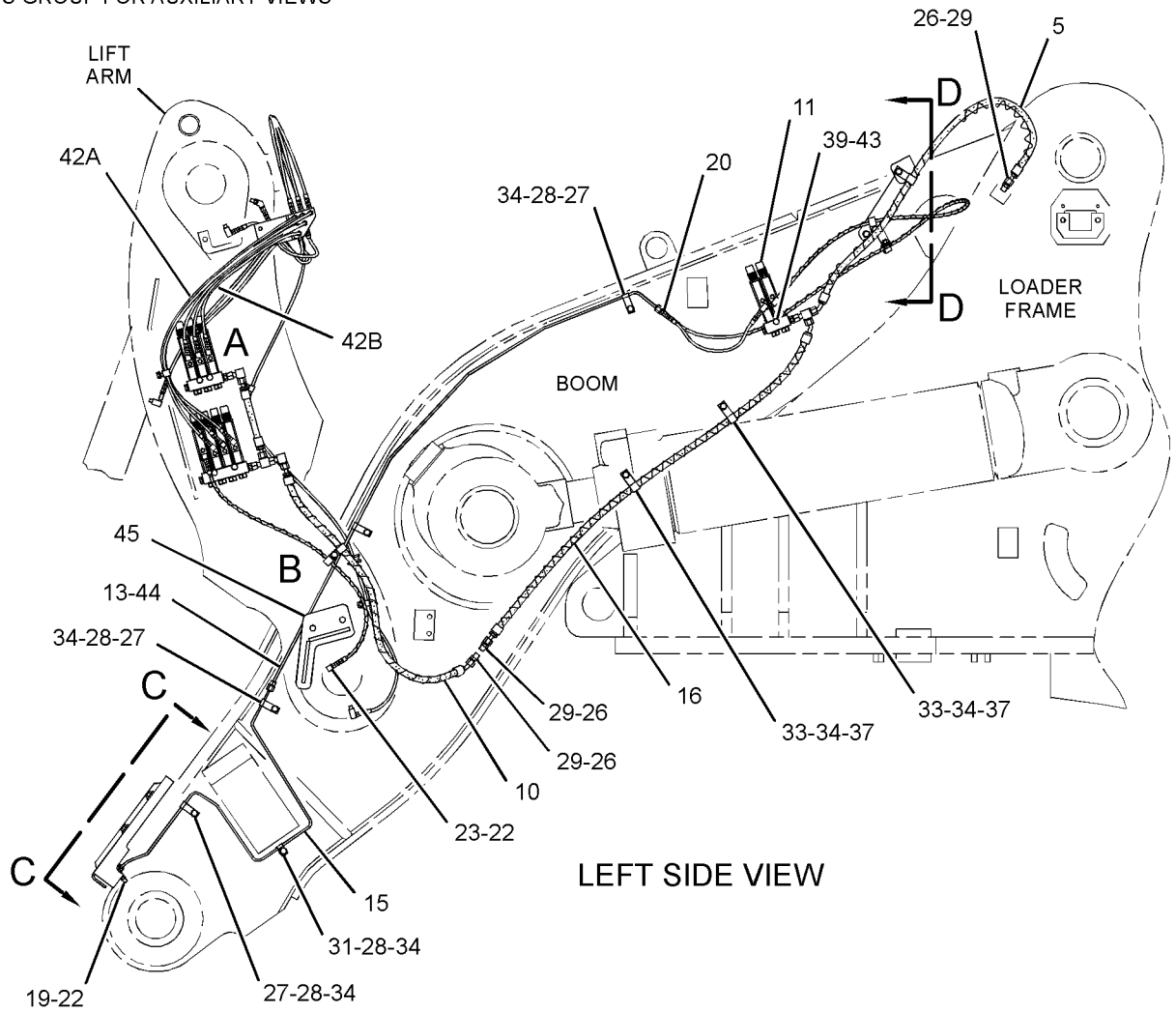
E-ORDER BY THE CENTIMETER
I-REFER TO HYDRAULIC INFORMATION SYSTEM
M-METRIC PART
Y-SEPARATE ILLUSTRATION

FRAME AND BODY

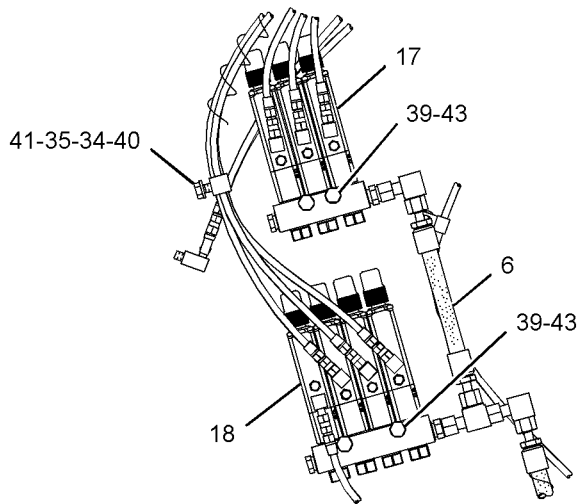
285-7280 LINES GP-AUTOMATIC LUBRICATION (contd.)

i03077340

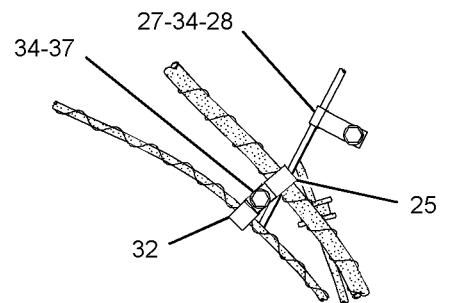
REFER TO ALL ILLUSTRATIONS OF THIS GROUP FOR AUXILIARY VIEWS



LEFT SIDE VIEW



VIEW OF AREA A



VIEW OF AREA B

GRAPHIC #1

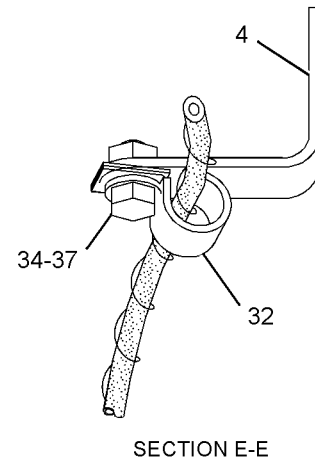
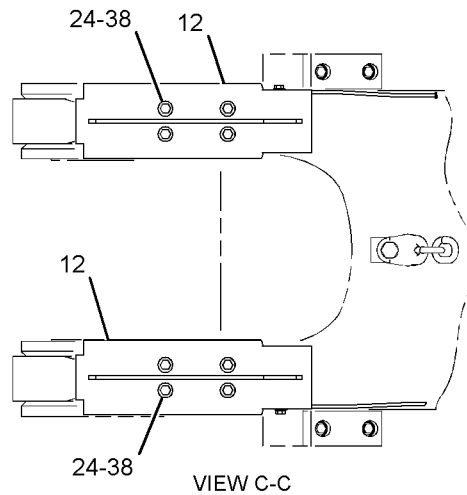
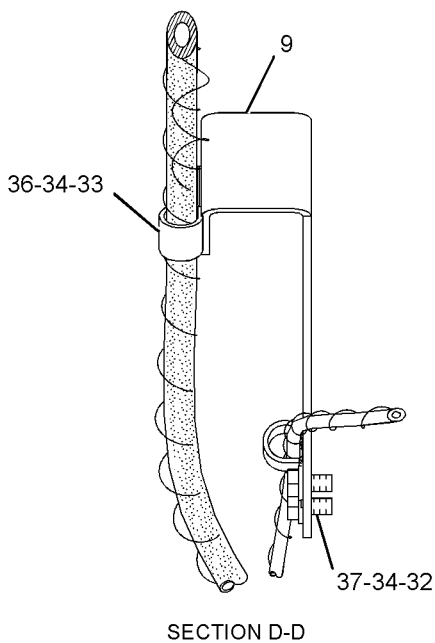
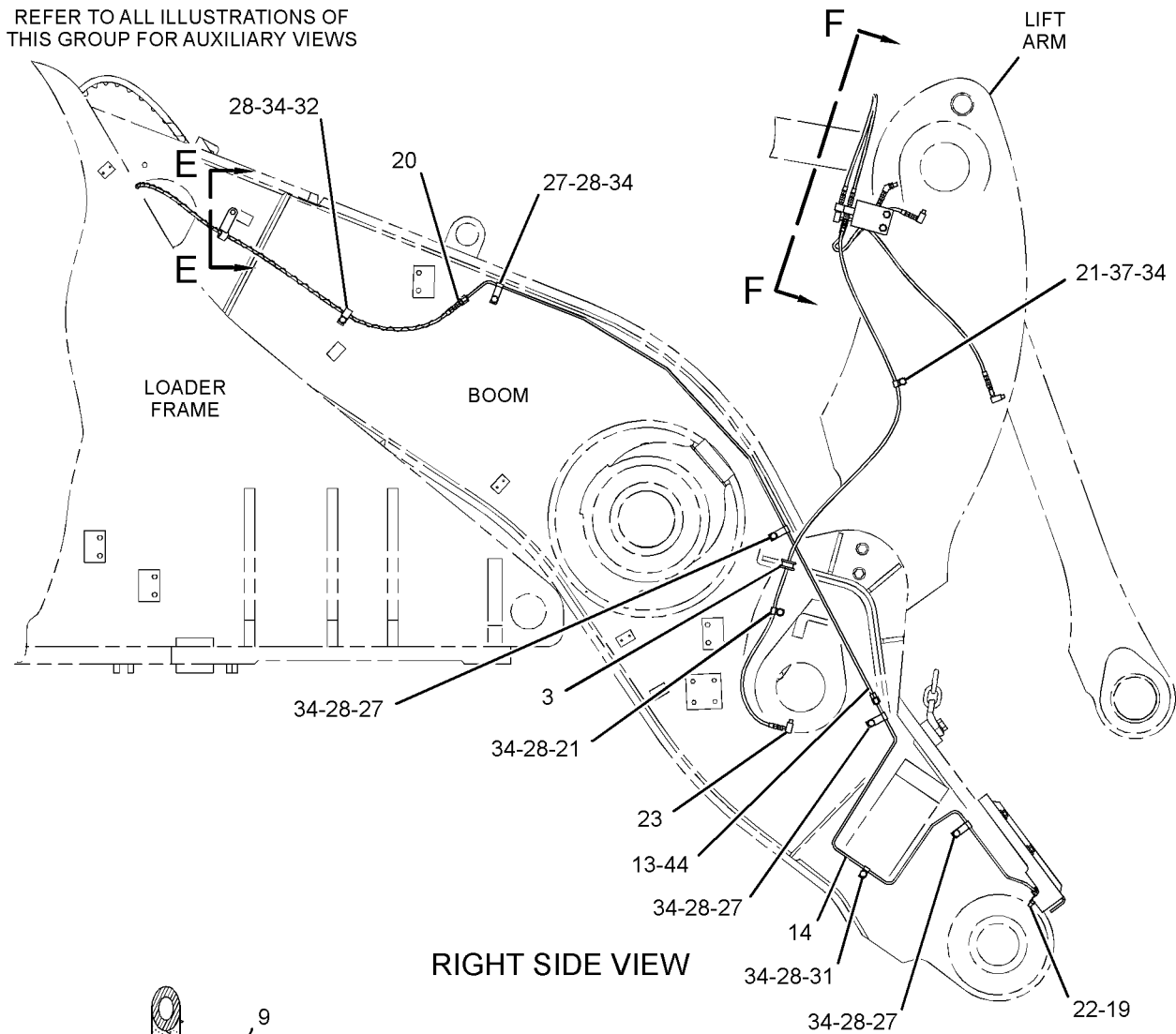
g01565993

FRAME AND BODY

285-7280 LINES GP-AUTOMATIC LUBRICATION (contd.)

i03077340

REFER TO ALL ILLUSTRATIONS OF THIS GROUP FOR AUXILIARY VIEWS



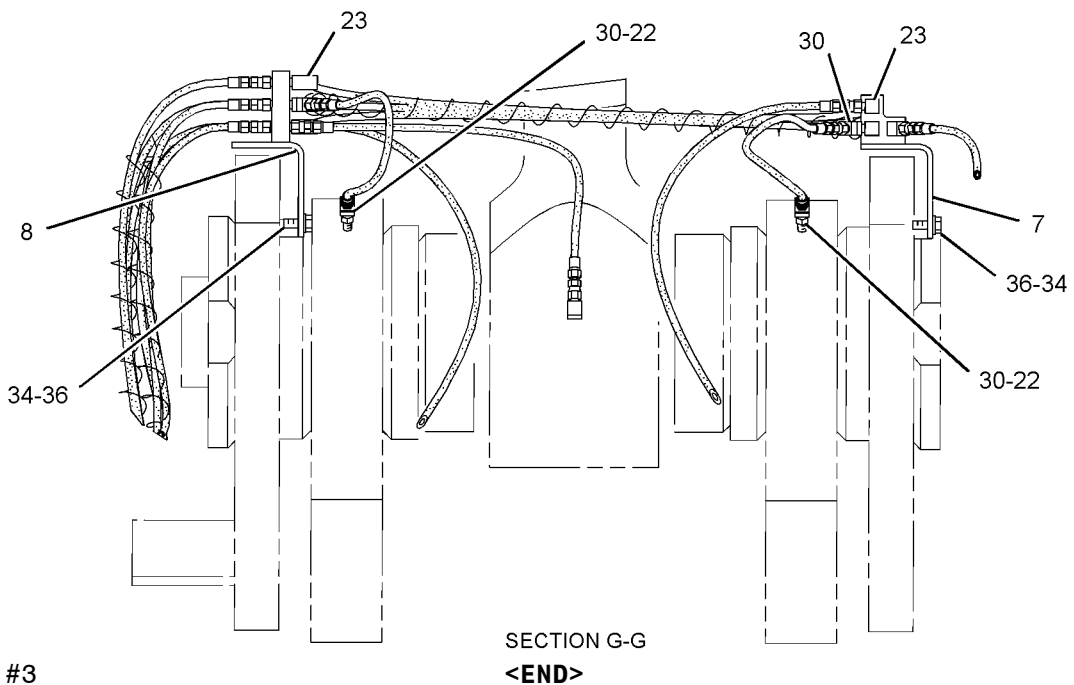
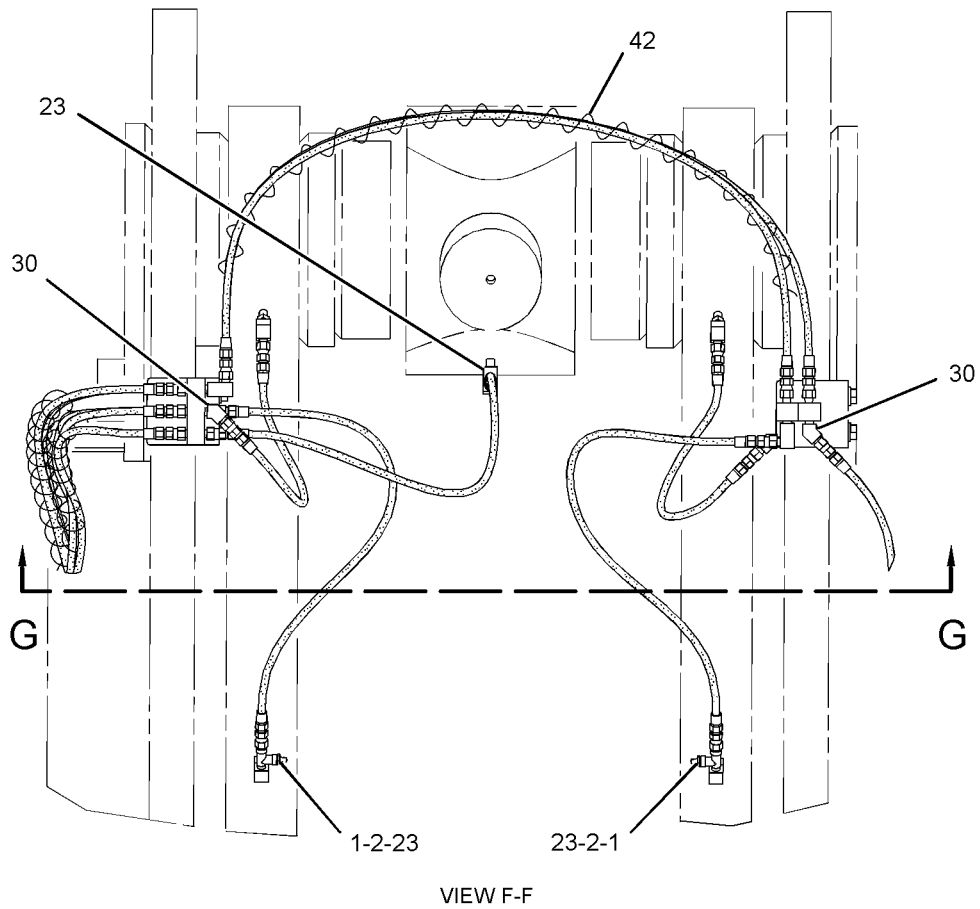
GRAPHIC #2

g01565994

FRAME AND BODY

285-7280 LINES GP-AUTOMATIC LUBRICATION (contd.)

i03077340



GRAPHIC #3

SECTION G-G
<END>

g01488076

FRAME AND BODY

342-1185 LINES GP-AUTOMATIC LUBRICATION

S/N: BXY2983-UP

PART OF 293-7303 LUBRICATION AR-AUTOMATIC
AN ATTACHMENT

SMCS-7510, 7540

i03794571

NOTE	REF NO	GRAPHIC REF	PART NUMBER	QTY	PART NAME						SEE PAGE
					1	2	3	4	5	6 (PRODUCT LEVEL)	
	1	1,2	3B-8489	6	FITTING-GREASE						
	2	1,2	5P-3422	6	TEE-PIPE						
	3	1	6L-3616	2	CONNECTOR						
	4	1	6S-4039	1	GROMMET						
	5	2	160-0564	1	BRACKET AS						
M		2	8T-3490	1	NUT-WELD (M10X1.5-THD)						
	6	2	189-7536	2	HOSE AS						
	7	2	197-6660	2	BRACKET AS						
	8	2	197-7863	2	BRACKET AS						
	9	2	224-3952	2	PLATE						
	10	2	224-4416	1	BRACKET AS						
	11	2	224-4417	1	BRACKET AS						
	12	2	255-0614	1	PLATE AS						
M		2	8T-3490	1	NUT-WELD (M10X1.5-THD)						
Y	13	2	259-2407	1	VALVE & LINES GP-LUBRICATION (C-PIN, LINK PINS, TILT CYL PIN)						1195
	14	1	319-6940	1	PLATE AS						
	15	1	319-6951	2	PLATE AS						
	16	1	285-7293	2	TUBE AS						
	17	1	335-6693	1	TUBE AS						
	18	1	335-6694	1	TUBE AS						
Y	19	2	342-1188	1	VALVE & LINES GP-LUBRICATION (RIGHT, LEFT BOOM PINS)						1257
	20	2	002-0639	2	ADAPTER-PIPE						
	21	1,2	148-8320	6	CONNECTOR AS (EACH INCLUDES)						
		1,2	4J-5477	1	SEAL-O-RING						
		1,2	8C-6865	1	CONNECTOR						
	22	1,2	171-6727	2	ADAPTER AS (EACH INCLUDES)						
		1,2	4J-5477	1	SEAL-O-RING						
		1,2	8T-4128	1	ADAPTER						
	23	2	1S-0994	2	CLIP						
	24	2	3B-6493	2	ELBOW-PIPE						
	25	1	3B-7721	2	BUSHING-REDUCER						
	26	1	3S-8665	3	CLIP						
	27	1,2	4D-7794	4	CLIP						
	28	1	4J-5477	2	SEAL-O-RING						
	29	1,2	4K-3026	7	EXTENSION						
	30	1,2	4M-8973	8	ELBOW						
M	31	2	5C-2890	4	NUT (M6X1-THD)						
	32	1,2	5P-1076	14	WASHER-HARD (13.5X30X4-MM THK)						
	33	2	5P-7854	1	CLIP						
	34	1,2	5P-9297	2	CLIP						
	35	2	6D-4244	1	CLIP						
	36	1,2	7D-1728	8	CLIP						
M	37	2	7X-2534	4	BOLT (M6X1X50-MM)						
	38	2	8C-7575	2	ADAPTER						
	39	2	8L-5008	5	ELBOW-PIPE						
	40	2	8M-2773	1	CLIP						
	41	1,2	8T-4121	31	WASHER-HARD (11X21X2.5-MM THK)						
M	42	2	8T-4133	1	NUT (M10X1.5-THD)						
M	43	2	8T-4136	9	BOLT (M10X1.5X25-MM)						
M	44	1,2	8T-4137	11	BOLT (M10X1.5X20-MM)						
M	45	1,2	8T-4139	14	BOLT (M12X1.75X30-MM)						

FRAME AND BODY

342-1185 LINES GP-AUTOMATIC LUBRICATION (contd.)

i03794571

NOTE	REF NO	GRAPHIC REF	PART NUMBER	QTY	PART NAME						SEE PAGE
					1	2	3	4	5	6 (PRODUCT LEVEL)	
M	46	1,2	8T-4191	9	BOLT (M10X1.5X16-MM)						
M	47	2	8T-4195	1	BOLT (M10X1.5X30-MM)						
	48	2	9X-8256	8	WASHER (6.6X12X2-MM THK)						
E	49	2	7I-1024		GUARD-HOSE (49.5-CM)						
E	49A	2	7I-1024		GUARD-HOSE (96.5-CM EACH)						

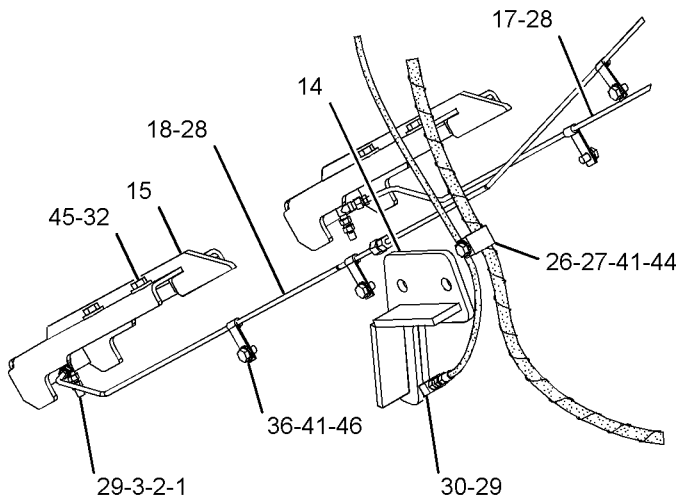
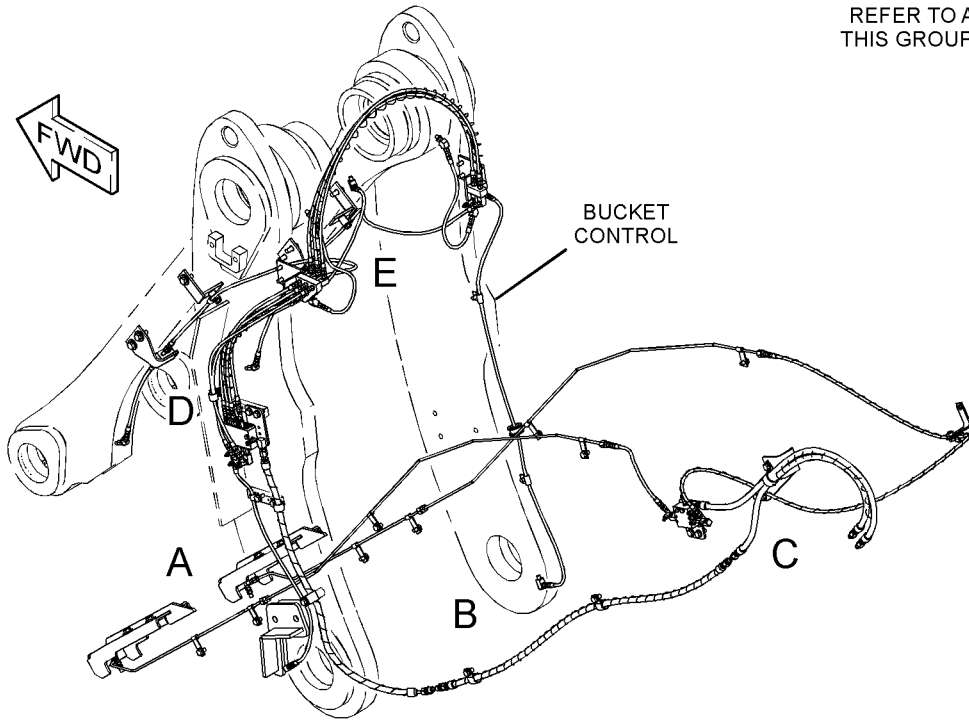
E-ORDER BY THE CENTIMETER
M-METRIC PART
Y-SEPARATE ILLUSTRATION

FRAME AND BODY

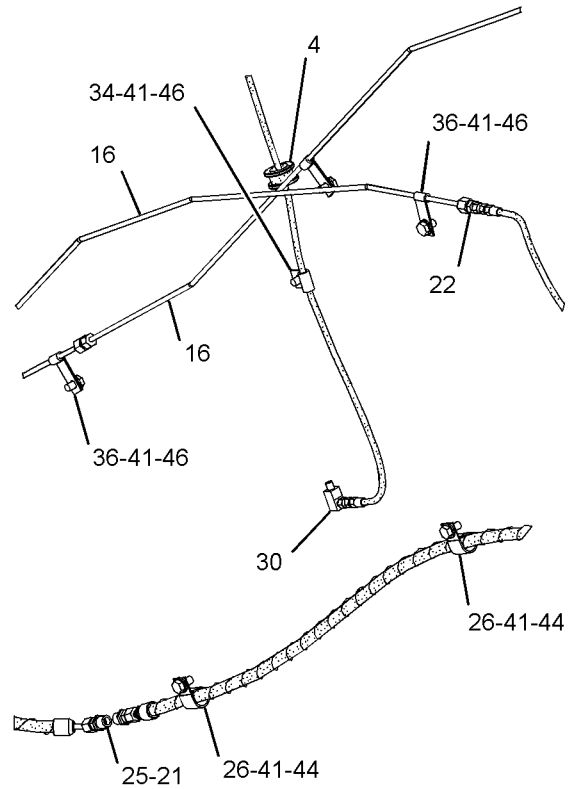
342-1185 LINES GP-AUTOMATIC LUBRICATION (contd.)

i03794571

REFER TO ALL ILLUSTRATIONS OF THIS GROUP FOR AUXILIARY VIEWS



VIEW OF AREA A



VIEW OF AREA B

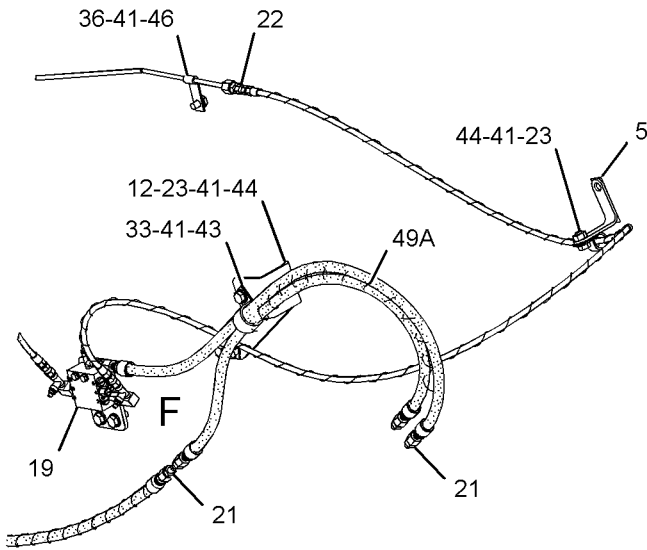
GRAPHIC #1

g02025160

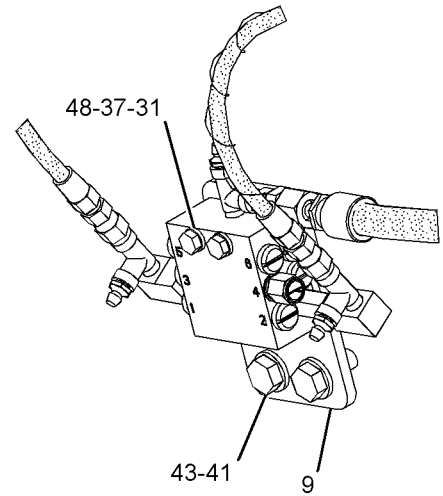
FRAME AND BODY

342-1185 LINES GP-AUTOMATIC LUBRICATION (contd.)

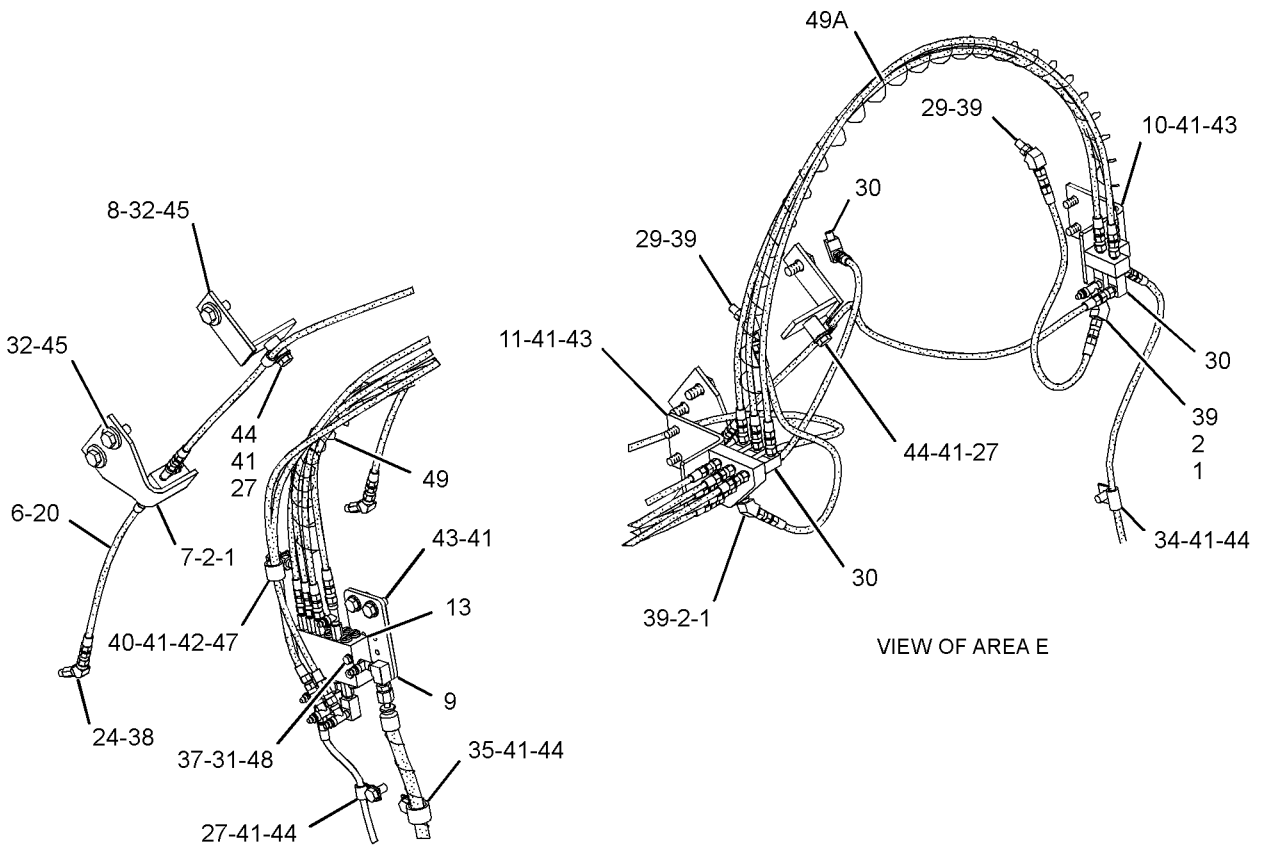
i03794571



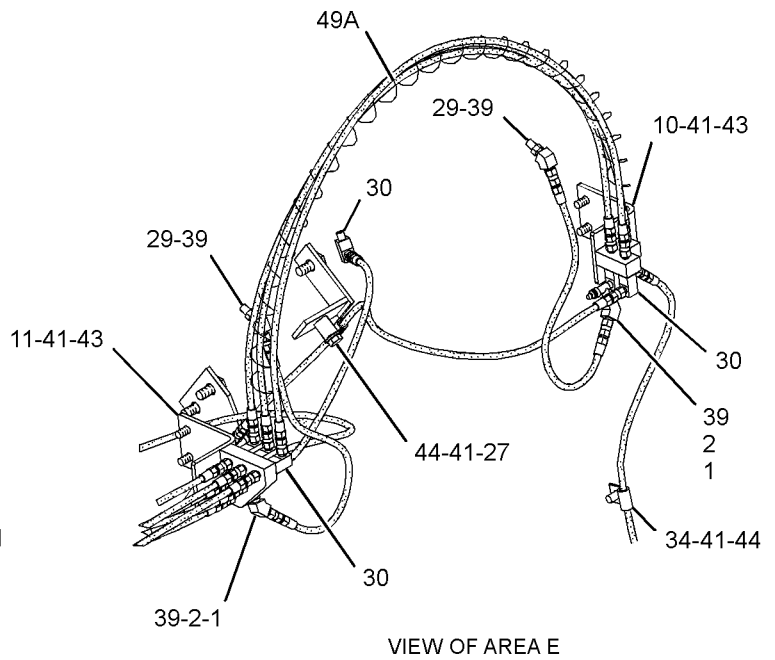
VIEW OF AREA C



VIEW OF AREA F



VIEW OF AREA D



VIEW OF AREA E

GRAPHIC #2

<END>

g02025161

FRAME AND BODY

342-1186 LINES GP-AUTOMATIC LUBRICATION

S/N: BXY2983-UP

PART OF 293-7305 LUBRICATION AR-AUTOMATIC
AN ATTACHMENT

SMCS-7510, 7540

i03794711

NOTE	REF NO	GRAPHIC REF	PART NUMBER	QTY	PART NAME						SEE PAGE
					1	2	3	4	5	6 (PRODUCT LEVEL)	
	1	1,2	3B-8489	6	FITTING-GREASE						
	2	1,2	5P-3422	6	TEE-PIPE						
	3	1	6L-3616	2	CONNECTOR						
	4	1	6S-4039	1	GROMMET						
	5	2	160-0564	1	BRACKET AS						
M		2	8T-3490	1	NUT-WELD (M10X1.5-THD)						
	6	2	189-7531	2	HOSE AS						
	7	2	197-6660	2	BRACKET AS						
	8	2	197-7863	2	BRACKET AS						
	9	2	224-3952	2	PLATE						
Y	10	2	224-4410	1	VALVE & LINES GP-LUBRICATION (C-PIN, LINK PINS, TILT CYL PIN)						1181
	11	2	224-4416	1	BRACKET AS						
	12	2	224-4417	1	BRACKET AS						
	13	2	255-0614	1	PLATE AS						
M		2	8T-3490	1	NUT-WELD (M10X1.5-THD)						
	14	1	319-6940	1	PLATE AS						
	15	1	319-6951	2	PLATE AS						
	16	1	285-7296	2	TUBE AS						
	17	1	335-6695	1	TUBE AS						
	18	1	335-6696	1	TUBE AS						
Y	19	2	342-1189	1	VALVE & LINES GP-LUBRICATION (RIGHT, LEFT BOOM PINS)						1258
	20	2	002-0639	2	ADAPTER-PIPE						
	21	1,2	148-8320	6	CONNECTOR AS (EACH INCLUDES)						
		1,2	4J-5477	1	SEAL-O-RING						
		1,2	8C-6865	1	CONNECTOR						
	22	2	171-6727	2	ADAPTER AS (EACH INCLUDES)						
		2	4J-5477	1	SEAL-O-RING						
		2	8T-4128	1	ADAPTER						
	23	2	1S-0994	2	CLIP						
	24	2	3B-6493	2	ELBOW-PIPE						
	25	1	3B-7721	2	BUSHING-REDUCER						
	26	1,2	3S-8665	3	CLIP						
	27	1,2	4D-7794	4	CLIP						
	28	1	4J-5477	2	SEAL-O-RING						
	29	1,2	4K-3026	7	EXTENSION						
	30	1,2	4M-8973	8	ELBOW						
M	31	2	5C-2890	4	NUT (M6X1-THD)						
	32	1,2	5P-1076	14	WASHER-HARD (13.5X30X4-MM THK)						
	33	2	5P-7854	1	CLIP						
	34	1,2	5P-9297	2	CLIP						
	35	2	6D-4244	1	CLIP						
	36	1,2	7D-1728	8	CLIP						
M	37	2	7X-2534	4	BOLT (M6X1X50-MM)						
	38	2	8C-7575	2	ADAPTER						
	39	2	8L-5008	5	ELBOW-PIPE						
	40	2	8M-2773	1	CLIP						
	41	1,2	8T-4121	31	WASHER-HARD (11X21X2.5-MM THK)						
M	42	2	8T-4133	1	NUT (M10X1.5-THD)						
M	43	2	8T-4136	9	BOLT (M10X1.5X25-MM)						
M	44	1,2	8T-4137	11	BOLT (M10X1.5X20-MM)						
M	45	1,2	8T-4139	14	BOLT (M12X1.75X30-MM)						

FRAME AND BODY

342-1186 LINES GP-AUTOMATIC LUBRICATION (contd.)

i03794711

NOTE	REF NO	GRAPHIC REF	PART NUMBER	QTY	PART NAME						SEE PAGE
					1	2	3	4	5	6 (PRODUCT LEVEL)	
M	46	1,2	8T-4191	9	BOLT (M10X1.5X16-MM)						
M	47	2	8T-4195	1	BOLT (M10X1.5X30-MM)						
	48	2	9X-8256	8	WASHER (6.6X12X2-MM THK)						
E	49	2	7I-1024		GUARD-HOSE (49.5-CM)						
E	49A	2	7I-1024		GUARD-HOSE (96.5-CM EACH)						

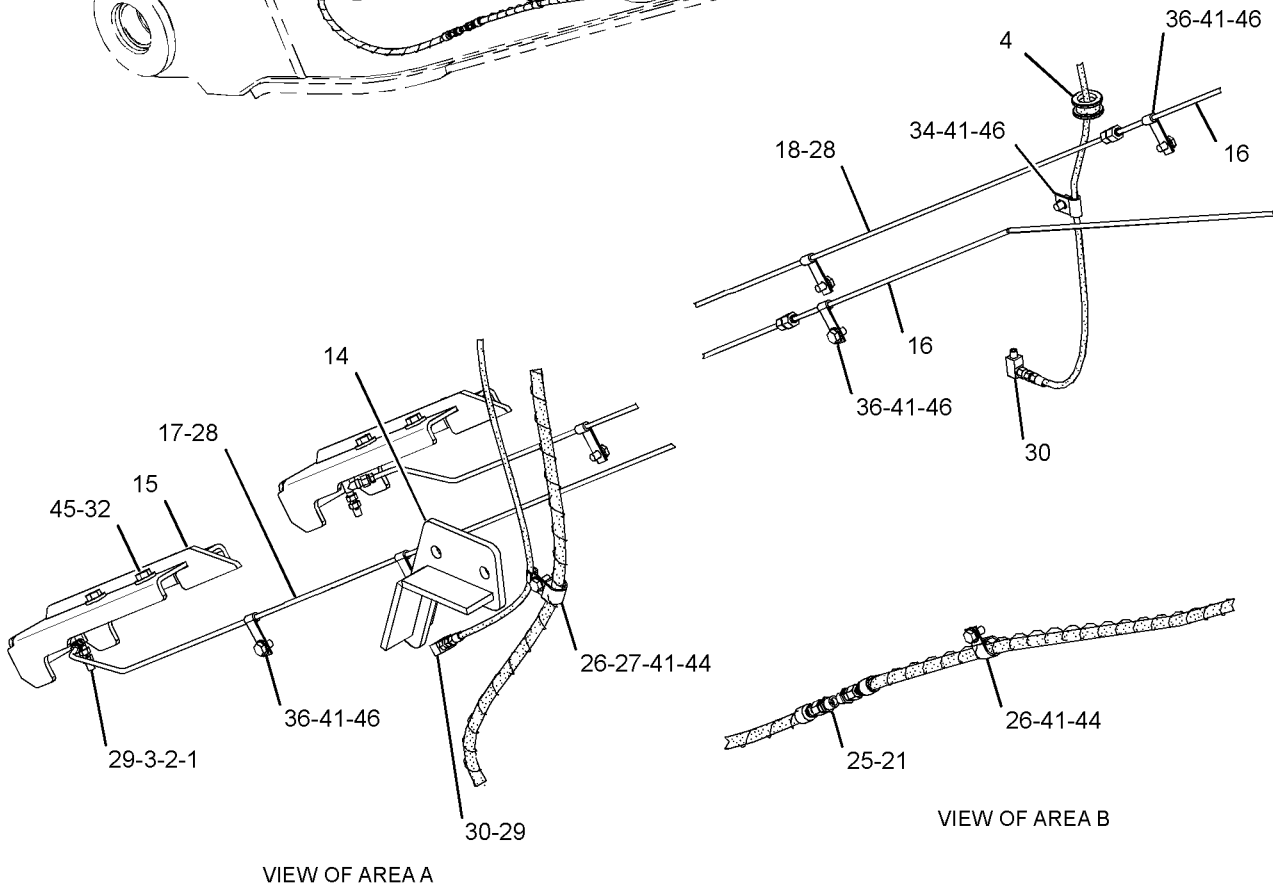
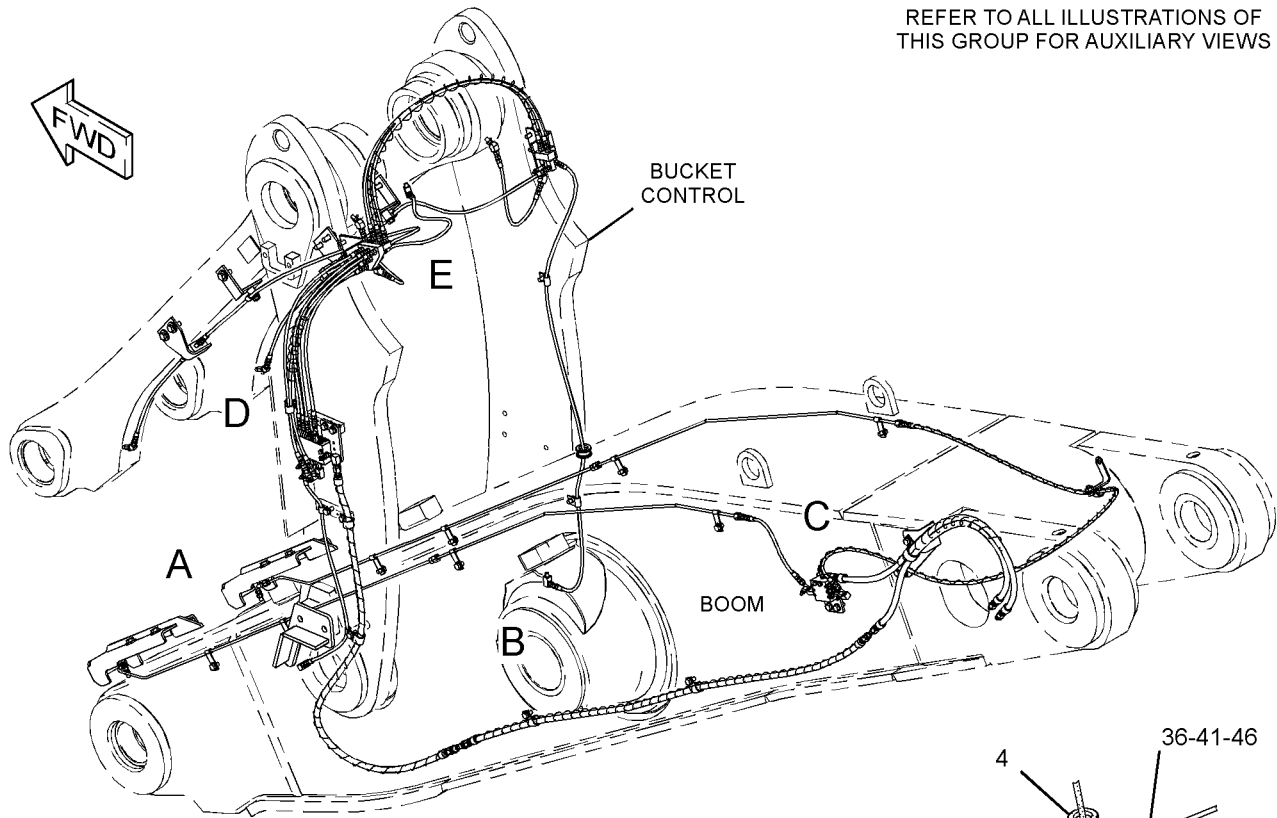
E-ORDER BY THE CENTIMETER
M-METRIC PART
Y-SEPARATE ILLUSTRATION

FRAME AND BODY

342-1186 LINES GP-AUTOMATIC LUBRICATION (contd.)

i03794711

REFER TO ALL ILLUSTRATIONS OF THIS GROUP FOR AUXILIARY VIEWS



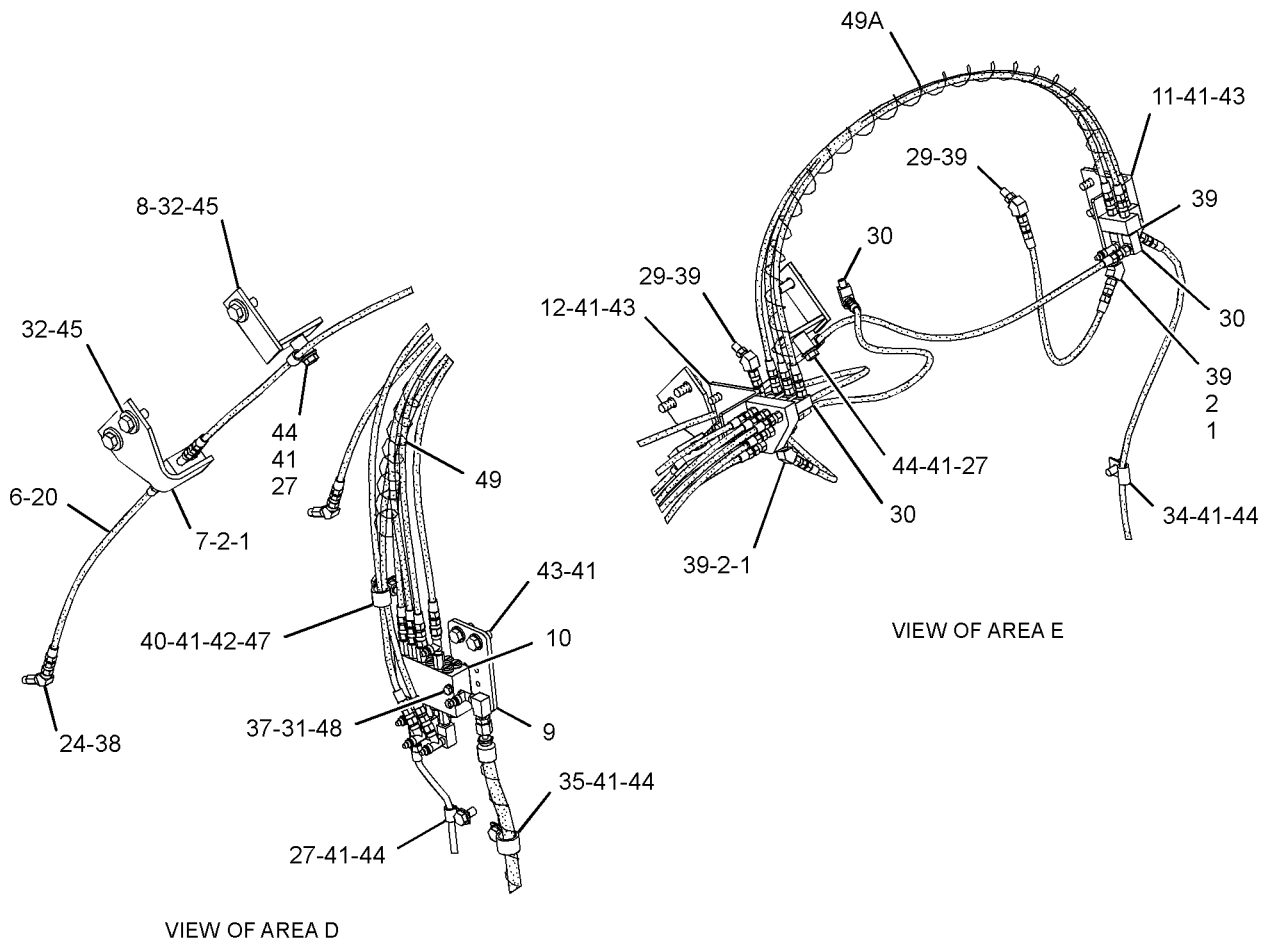
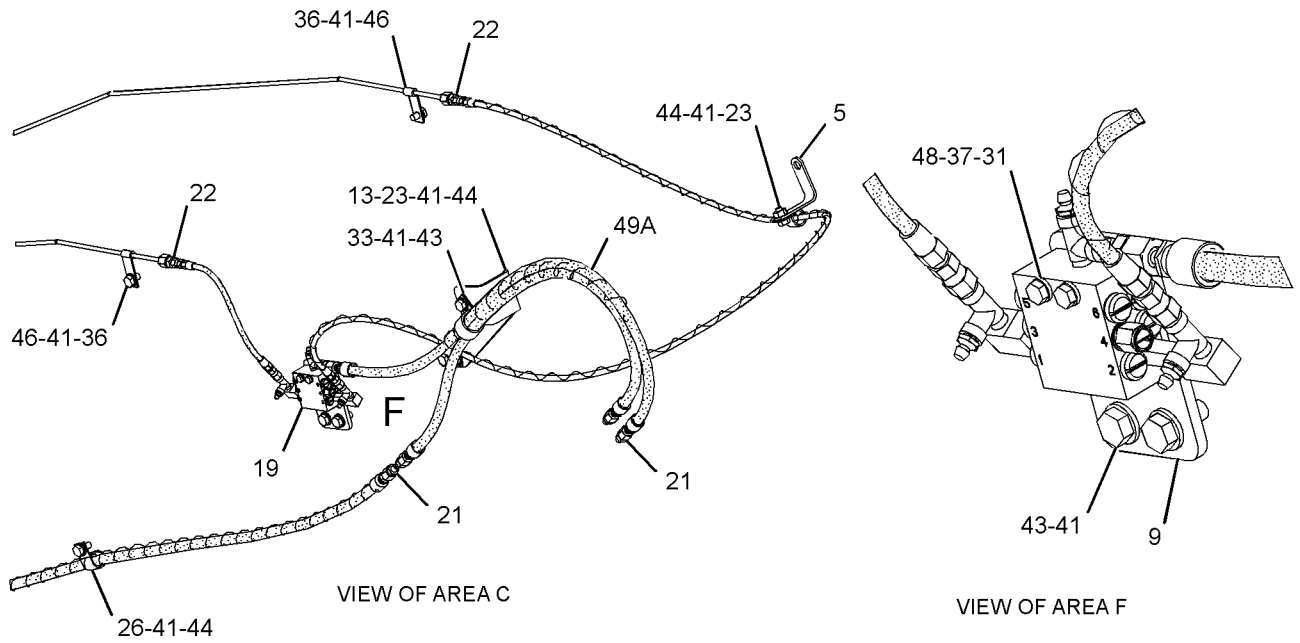
GRAPHIC #1

g02024495

FRAME AND BODY

342-1186 LINES GP-AUTOMATIC LUBRICATION (contd.)

i03794711



GRAPHIC #2

<END>

g02024496

FRAME AND BODY

342-1187 LINES GP-AUTOMATIC LUBRICATION

S/N: BXY2983-UP

PART OF 293-7307 LUBRICATION AR-AUTOMATIC
AN ATTACHMENT

SMCS-7510, 7540

i03795419

NOTE	REF NO	GRAPHIC REF	PART NUMBER	QTY	PART NAME						SEE PAGE
					1	2	3	4	5	6 (PRODUCT LEVEL)	
	1	1,3	3B-8489	6	FITTING-GREASE						
	2	1,3	5P-3422	6	TEE-PIPE						
	3	1	6L-3616	2	CONNECTOR						
	4	3	6S-4039	1	GROMMET						
	5	2	160-0564	1	BRACKET AS						
M		2	8T-3490	1	NUT-WELD (M10X1.5-THD)						
	6	2,3	224-3952	2	PLATE						
	7	3	224-4416	1	BRACKET AS						
	8	3	224-4417	1	BRACKET AS						
	9	2	255-0614	1	PLATE AS						
M		2	8T-3490	1	NUT-WELD (M10X1.5-THD)						
Y	10	3	259-2448	1	VALVE & LINES GP-LUBRICATION (E, F, K-PINS)						1227
	11	3	319-6940	1	PLATE AS						
	12	1	319-6951	2	PLATE AS						
	13	1	285-7299	2	TUBE AS						
	14	1	335-6697	1	TUBE AS						
	15	1	335-6698	1	TUBE AS						
Y	16	2	342-1190	1	VALVE & LINES GP-LUBRICATION (RIGHT, LEFT BOOM PINS)						1259
	17	2,3	148-8320	6	CONNECTOR AS						
					(EACH INCLUDES)						
		2,3	4J-5477	1	SEAL-O-RING						
		2,3	8C-6865	1	CONNECTOR						
	18	2	171-6727	2	ADAPTER AS						
					(EACH INCLUDES)						
		2	4J-5477	1	SEAL-O-RING						
		2	8T-4128	1	ADAPTER						
	19	2,3	1S-0994	5	CLIP						
	20	2,3	3B-7721	2	BUSHING-REDUCER						
	21	2,3	3S-8665	3	CLIP						
	22	3	4D-7794	2	CLIP						
	23	1	4J-5477	2	SEAL-O-RING						
	24	1,3	4K-3026	7	EXTENSION						
	25	3	4M-8973	10	ELBOW						
M	26	2,3	5C-2890	4	NUT (M6X1-THD)						
	27	1	5P-1076	8	WASHER-HARD (13.5X30X4-MM THK)						
	28	2	5P-7854	1	CLIP						
	29	3	6D-4244	1	CLIP						
	30	1,2	7D-1728	8	CLIP						
M	31	2,3	7X-2534	4	BOLT (M6X1X50-MM)						
	32	3	8L-5008	5	ELBOW-PIPE						
	33	1	8M-2772	2	CLIP						
	34	3	8M-2773	1	CLIP						
	35	1,2,3	8T-4121	32	WASHER-HARD (11X21X2.5-MM THK)						
M	36	3	8T-4133	1	NUT (M10X1.5-THD)						
M	37	2,3	8T-4136	8	BOLT (M10X1.5X25-MM)						
M	38	2,3	8T-4137	9	BOLT (M10X1.5X20-MM)						
M	39	1	8T-4139	8	BOLT (M12X1.75X30-MM)						
M	40	1,2,3	8T-4191	12	BOLT (M10X1.5X16-MM)						
M	41	2,3	8T-4195	2	BOLT (M10X1.5X30-MM)						
	42	2,3	9X-8256	8	WASHER (6.6X12X2-MM THK)						
E	43	3	7I-1024		GUARD-HOSE (49.5-CM)						
E	43A	2,3	7I-1024		GUARD-HOSE (96.5-CM EACH)						

FRAME AND BODY

342-1187 LINES GP-AUTOMATIC LUBRICATION (contd.)

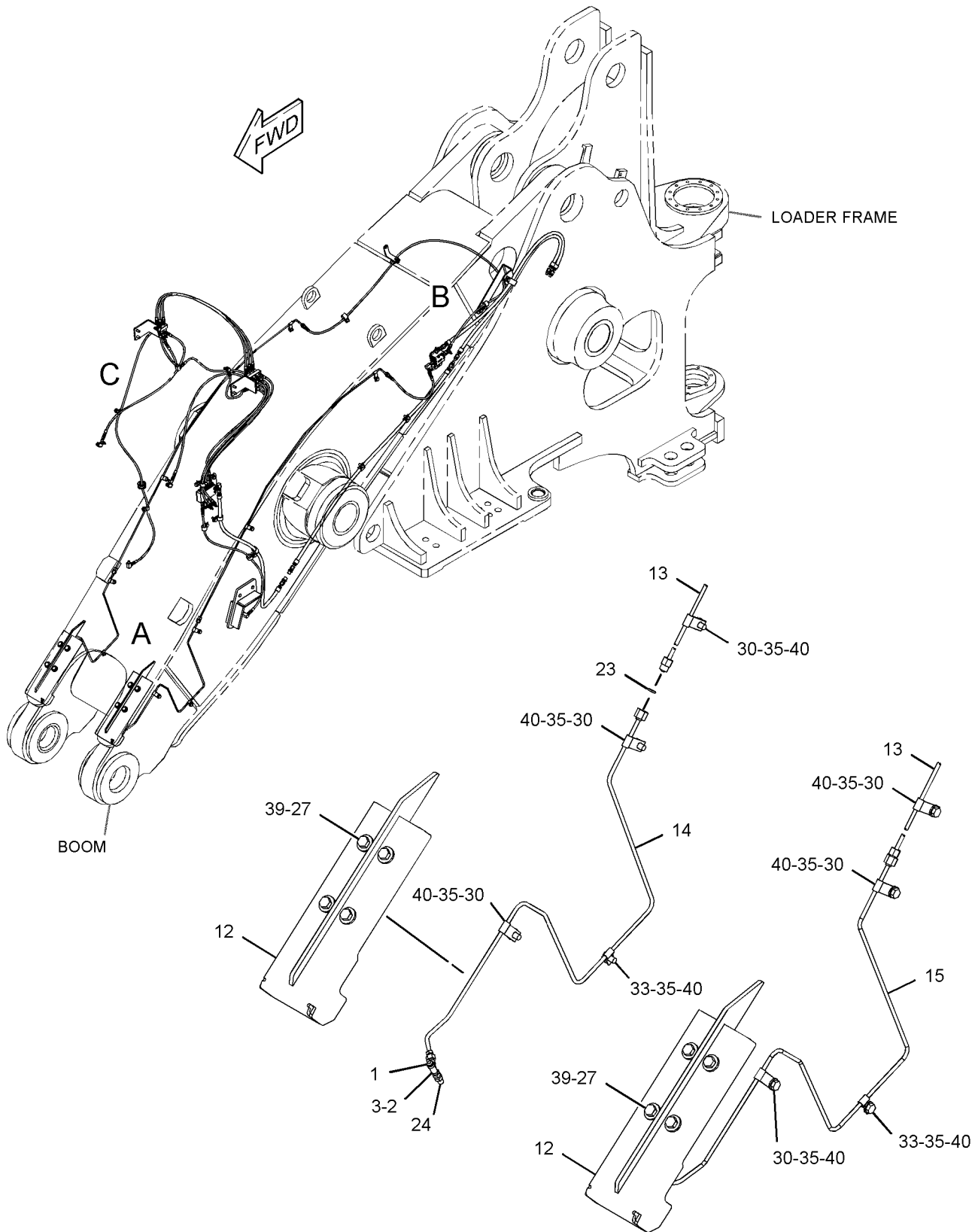
i03795419

E-ORDER BY THE CENTIMETER
M-METRIC PART
Y-SEPARATE ILLUSTRATION

FRAME AND BODY

342-1187 LINES GP-AUTOMATIC LUBRICATION (contd.)

i03795419



REFER TO ALL ILLUSTRATIONS OF THIS GROUP FOR AUXILIARY VIEWS

GRAPHIC #1

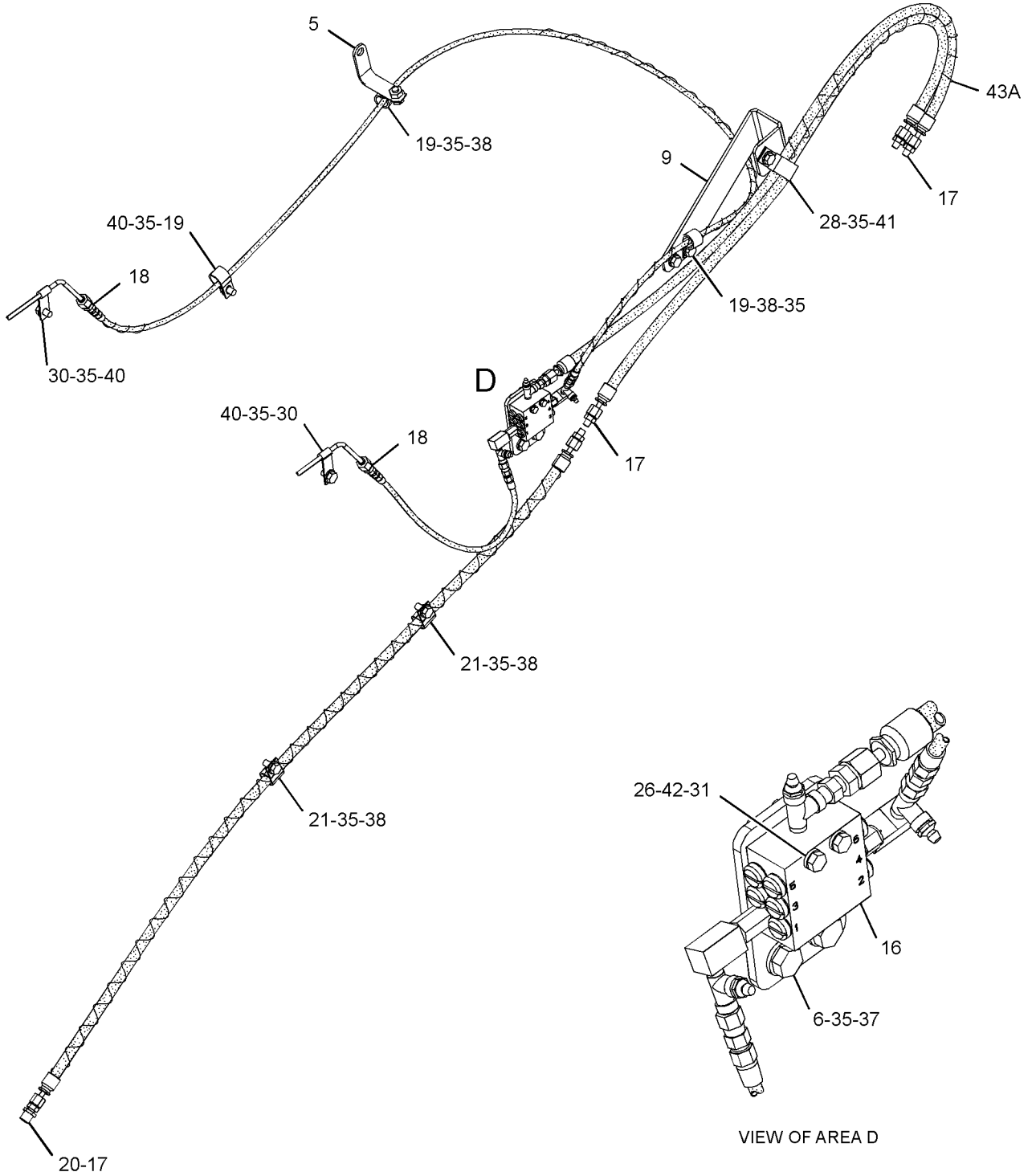
VIEW OF AREA A

g02024319

FRAME AND BODY

342-1187 LINES GP-AUTOMATIC LUBRICATION (contd.)

i03795419



VIEW OF AREA B

VIEW OF AREA D

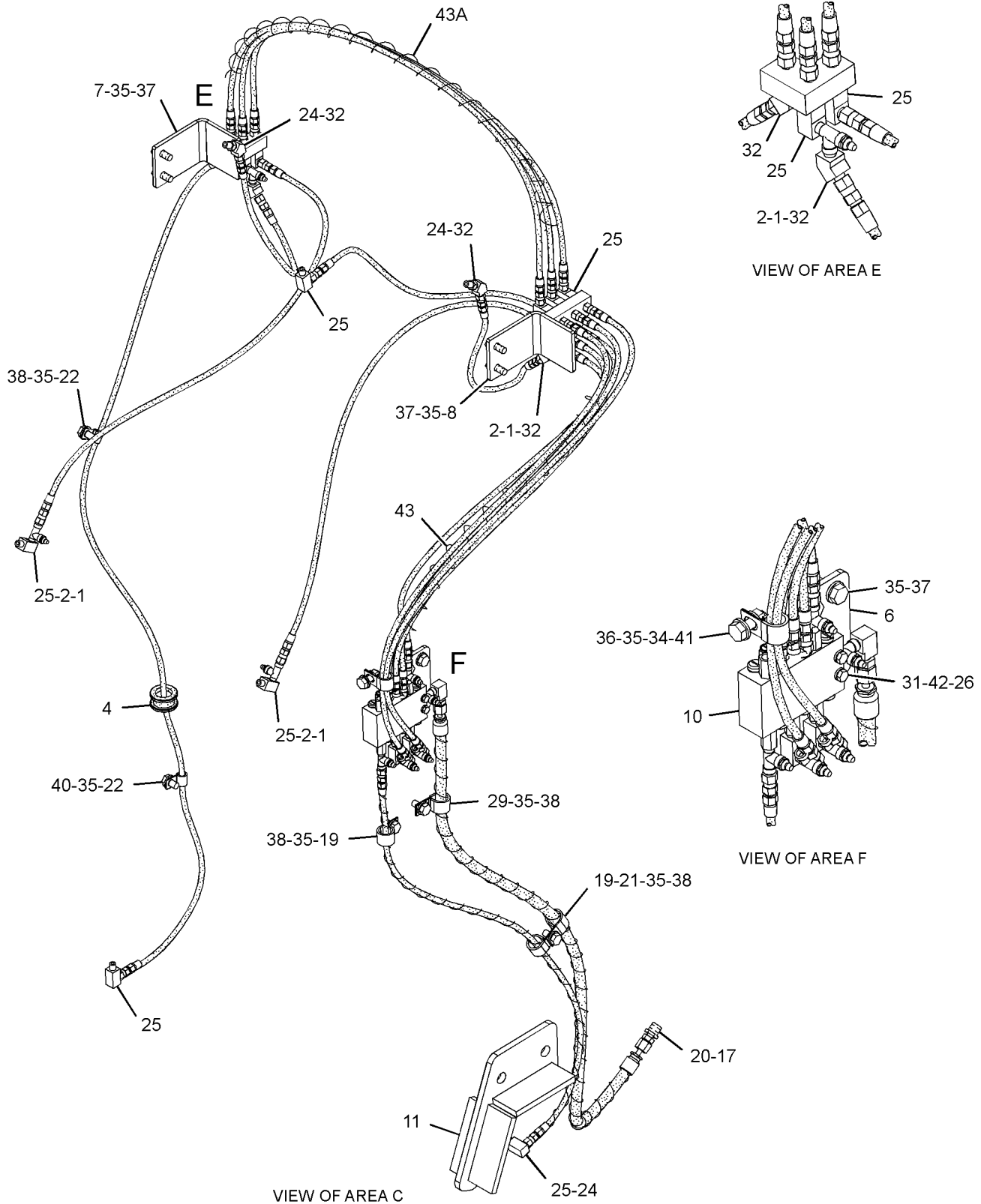
GRAPHIC #2

g02024320

FRAME AND BODY

342-1187 LINES GP-AUTOMATIC LUBRICATION (contd.)

i03795419



GRAPHIC #3

<END>

g02024317

FRAME AND BODY

349-4487 LINES GP-AUTOMATIC LUBRICATION-REAR FRAME

S/N: BXY4000-UP

PART OF 349-4484, 349-4485, 349-4486 LUBRICATION AR-AUTOMATIC
AN ATTACHMENT

SMCS-7510, 7540

i03798389

NOTE	REF NO	GRAPHIC REF	PART NUMBER	QTY	PART NAME						SEE PAGE
					1	2	3	4	5	6 (PRODUCT LEVEL)	
	1	2	3S-2093	1	STRAP-CABLE						
	2	2	5K-9979	2	CONNECTOR						
	3	2	8T-9358	1	CONNECTOR						
	4	2	9J-3866	1	ADAPTER						
	5	2	9X-6772	1	STRAP-CABLE						
	6	2	134-8297	1	BRACKET AS						
M		2	8T-3490	1	NUT-WELD (M10X1.5-THD)						
I	7	1	138-7643	1	HOSE AS						
	8	2	160-1744	1	BRACKET						
	9	2	174-4613	1	ANGLE AS						
	10	2	189-1858	1	COUPLER AS						
	11	1	189-7038	1	GUARD						
	12	2	189-7482	1	SHEET AS						
M		2	8T-4219	1	STUD-WELD (M10X1.5X17.5-MM)						
		2	195-3162	1	SHEET AS						
	13	2	189-7483	1	SHEET AS						
M		2	8T-3490	1	NUT-WELD (M10X1.5-THD)						
I	14	2	216-3011	1	HOSE AS						
	15	2	221-3404	1	SENSOR GP-PRESSURE						
Y	16	2	238-1006	1	TANK & PUMP GP-LUBRICATION						1172
	17	2	285-7307	1	BRACKET						
Y	18	2	349-4492	1	VALVE & LINES GP-LUBRICATION						1260
I	19	2	349-4493	1	HOSE AS						
I	20	2	349-4494	1	HOSE AS						
I	21	1	349-4495	1	HOSE AS						
I	22	1	349-4496	1	HOSE AS						
	23	1	349-4497	1	TUBE AS						
	24	2	349-4506	1	TUBE AS						
	25	2	093-2065	2	GROMMET						
	26	2	148-8377	1	ELBOW AS						
		2	6V-8397	2	SEAL-O-RING						
		2	6V-8980	1	ELBOW						
	27	2	148-8378	1	ELBOW AS						
		2	3J-1907	1	SEAL-O-RING						
		2	6V-8397	1	SEAL-O-RING						
		2	6V-8724	1	ELBOW						
	28	1	148-8433	1	TEE AS						
		1	6V-8397	2	SEAL-O-RING						
		1	6V-9836	1	TEE-SWIVEL						
	29	2	148-8444	1	TEE AS-SWIVEL						
		2	6V-8398	2	SEAL-O-RING						
		2	6V-9837	1	TEE-SWIVEL						
	30	2	164-5544	1	ELBOW AS						
		2	3E-2333	1	ELBOW						
		2	6V-8398	1	SEAL-O-RING						
	31	2	169-4279	1	CONNECTOR AS						
		2	6V-8398	1	SEAL-O-RING						
		2	8C-6872	1	CONNECTOR						
	32	1,2	1S-0994	5	CLIP						
	33	2	2S-1647	1	GROMMET						
	34	2	3J-1907	1	SEAL-O-RING						
	35	2	3J-5389	1	PLUG						
	36	1	4D-7794	4	CLIP						
	37	2	4J-0520	1	SEAL-O-RING						
	38	2	5P-7464	1	CLIP (SLOT)						

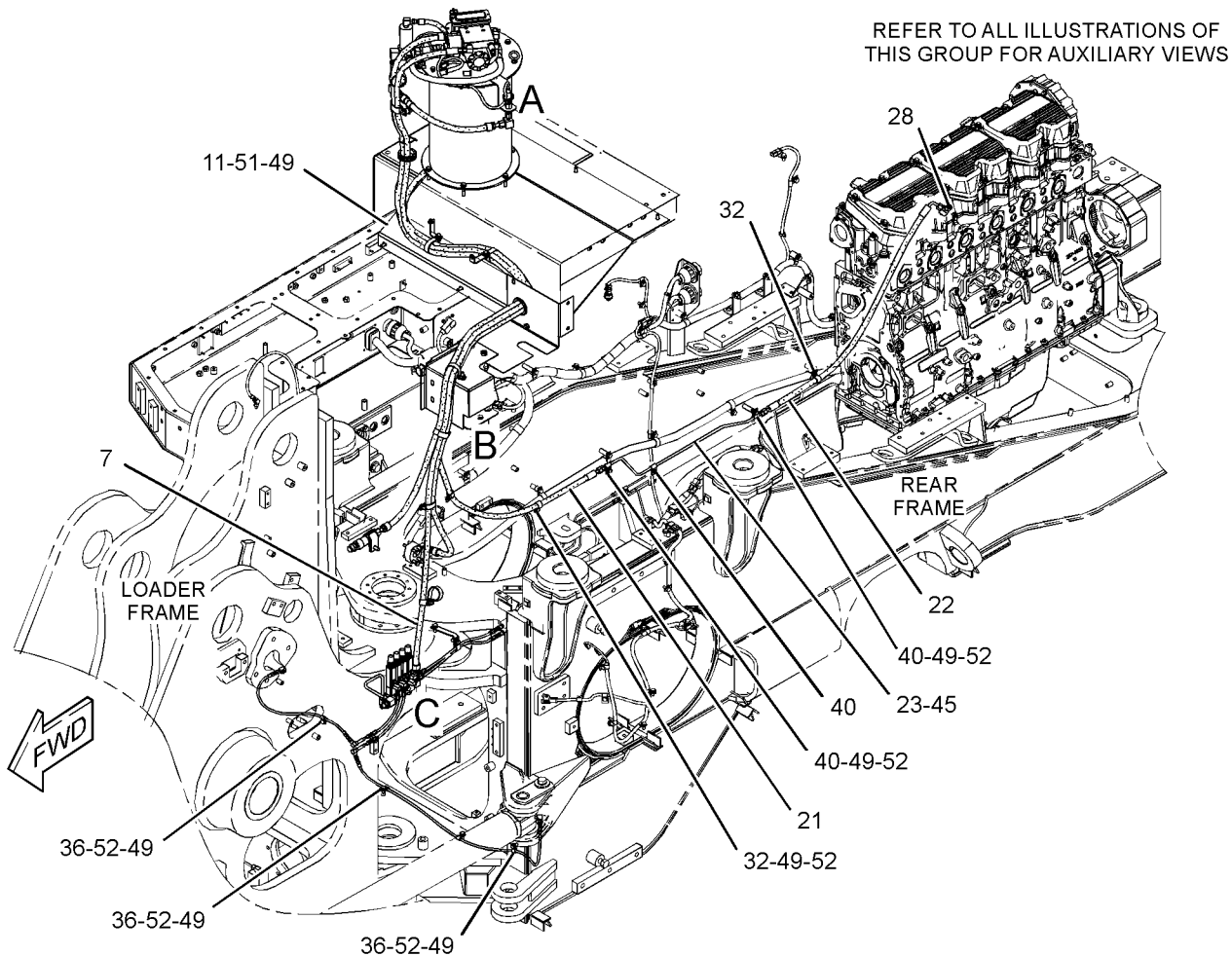
FRAME AND BODY

349-4487 LINES GP-AUTOMATIC LUBRICATION (contd.)

i03798389

NOTE	REF NO	GRAPHIC REF	PART NUMBER	QTY	PART NAME						SEE PAGE
					1	2	3	4	5	6 (PRODUCT LEVEL)	
	39	2	5P-7465	1	CLIP (TAB)						
	40	1	5P-9297	3	CLIP						
	41	2	6D-1641	1	CLIP						
	42	2	6D-4247	3	CLIP						
	43	2	6V-1249	1	GROMMET						
	44	2	6V-2235	4	CLIP						
	45	1,2	6V-8397	3	SEAL-O-RING						
	46	2	6V-9168	2	NUT (11/16-16-THD)						
	47	2	7S-4244	1	CLIP						
	48	2	7W-8106	1	SPACER (11.13X19.05X15-MM THK)						
	49	1,2	8T-4121	31	WASHER-HARD (11X21X2.5-MM THK)						
M	50	2	8T-4133	5	NUT (M10X1.5-THD)						
M	51	1,2	8T-4136	11	BOLT (M10X1.5X25-MM)						
M	52	1,2	8T-4137	8	BOLT (M10X1.5X20-MM)						
M	53	2	8T-4185	8	BOLT (M10X1.5X50-MM)						
M	54	2	8T-4186	1	BOLT (M10X1.5X40-MM)						
	55	2	8T-4223	1	WASHER-HARD (13.5X25.5X3-MM THK)						
M	56	2	8T-4956	1	BOLT (M12X1.75X35-MM)						
	57	2	8T-4994	1	WASHER-HARD (20X36.5X3.5-MM THK)						
M	58	2	8T-5005	4	BOLT (M10X1.5X70-MM)						
	59	2	9X-2027	2	WASHER (11X18X2-MM THK)						

I-REFER TO HYDRAULIC INFORMATION SYSTEM
M-METRIC PART
Y-SEPARATE ILLUSTRATION



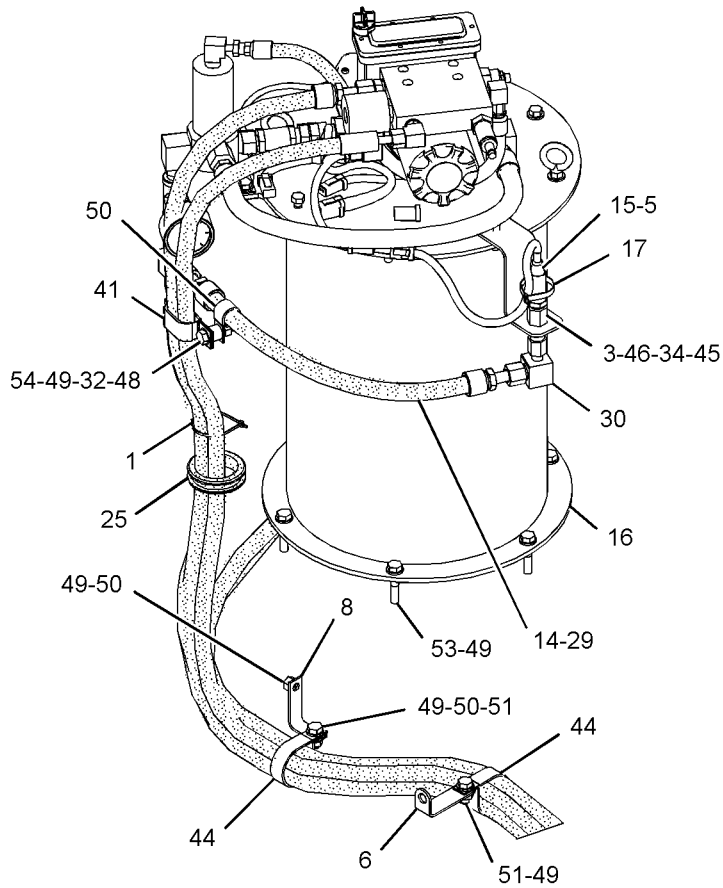
GRAPHIC #1

g02058673

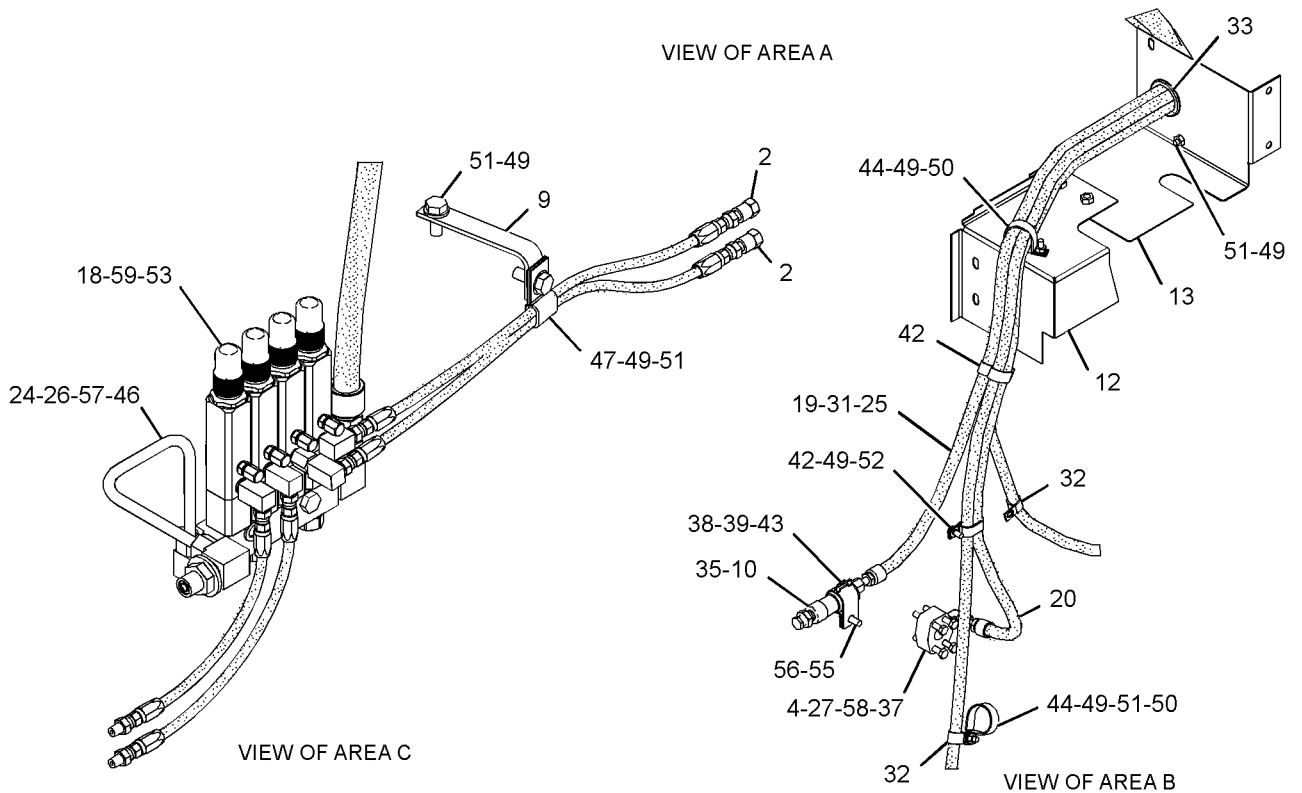
FRAME AND BODY

349-4487 LINES GP-AUTOMATIC LUBRICATION (contd.)

i03798389



VIEW OF AREA A



VIEW OF AREA C

VIEW OF AREA B

GRAPHIC #2

<END>

g02058674

FRAME AND BODY

349-4488 LINES GP-AUTOMATIC LUBRICATION- LOADER FRAME

S/N: BXY4000-UP

PART OF 349-4484, 349-4485, 349-4486 LUBRICATION AR-AUTOMATIC
AN ATTACHMENT

SMCS-7510, 7540

i03798390

NOTE	REF NO	GRAPHIC REF	PART NUMBER	QTY	PART NAME						SEE PAGE
					1	2	3	4	5	6 (PRODUCT LEVEL)	
	1	1	3S-2093	1	STRAP-CABLE						
	2	1	5K-9979	1	CONNECTOR						
	3	1	6L-3616	1	CONNECTOR						
	4	1	8T-9358	1	CONNECTOR						
	5	1	144-4613	1	ANGLE AS						
	6	1	155-0811	1	BRACKET						
I	7	1	173-2616	1	HOSE AS						
	8	1	203-2059	1	CONNECTOR AS						
			6V-8397	1	SEAL-O-RING						
			8C-6869	1	CONNECTOR						
	9	1	221-3404	1	SENSOR GP-PRESSURE						
		1	155-2260	1	KIT-CONNECTING PLUG (3-PIN)						
					(INCLUDES PLUG AS, WEDGE & INTERFACE SEAL)						
	10	1	235-0368	1	BRACKET						
	11	1	323-1053	1	TUBE AS						
	12	1	349-4476	1	TUBE AS						
	13	1	349-4477	1	TUBE AS						
I	14	1	349-4479	1	HOSE AS						
	15	1	349-4489	1	TUBE AS						
	16	1	349-4491	1	TUBE AS						
Y	17	1	349-4499	1	VALVE & LINES GP-LUBRICATION						1262
Y	18	1	349-4500	1	VALVE & LINES GP-LUBRICATION						1263
	19	1	148-8389	1	ELBOW AS						
			4J-5477	1	SEAL-O-RING						
			7X-0492	1	ELBOW						
	20	1	148-8434	1	TEE AS						
			6V-8397	2	SEAL-O-RING						
			6V-9843	1	TEE-SWIVEL						
	21	1	148-8458	1	UNION AS						
			6V-8397	2	SEAL-O-RING						
			6V-9807	1	UNION						
	22	1	153-6246	1	TEE AS						
			6V-8397	3	SEAL-O-RING						
			7X-0820	1	TEE-UNION						
	23	1	171-6727	1	ADAPTER AS						
			4J-5477	1	SEAL-O-RING						
			8T-4128	1	ADAPTER						
	24	1	1S-0994	4	CLIP						
	25	1	3B-6487	1	COUPLING (PIPE)						
	26	1	3B-6493	1	ELBOW-PIPE						
	27	1	3B-7263	2	NIPPLE-PIPE						
	28	1	3B-7285	1	NIPPLE-PIPE						
	29	1	3J-1907	1	SEAL-O-RING						
	30	1	4D-7794	1	CLIP						
	31	1	5P-9297	2	CLIP						
	32	1	6V-3265	1	CLIP						
	33	1	6V-8397	2	SEAL-O-RING						
	34	1	6V-9168	2	NUT (11/16-16-THD)						
	35	1	8B-4884	1	ELBOW						
	36	1	8L-5008	1	ELBOW-PIPE						
	37	1	8M-2772	5	CLIP						
	38	1	8T-4121	14	WASHER-HARD (11X21X2.5-MM THK)						
M	39	1	8T-4136	2	BOLT (M10X1.5X25-MM)						

FRAME AND BODY

349-4488 LINES GP-AUTOMATIC LUBRICATION (contd.)

i03798390

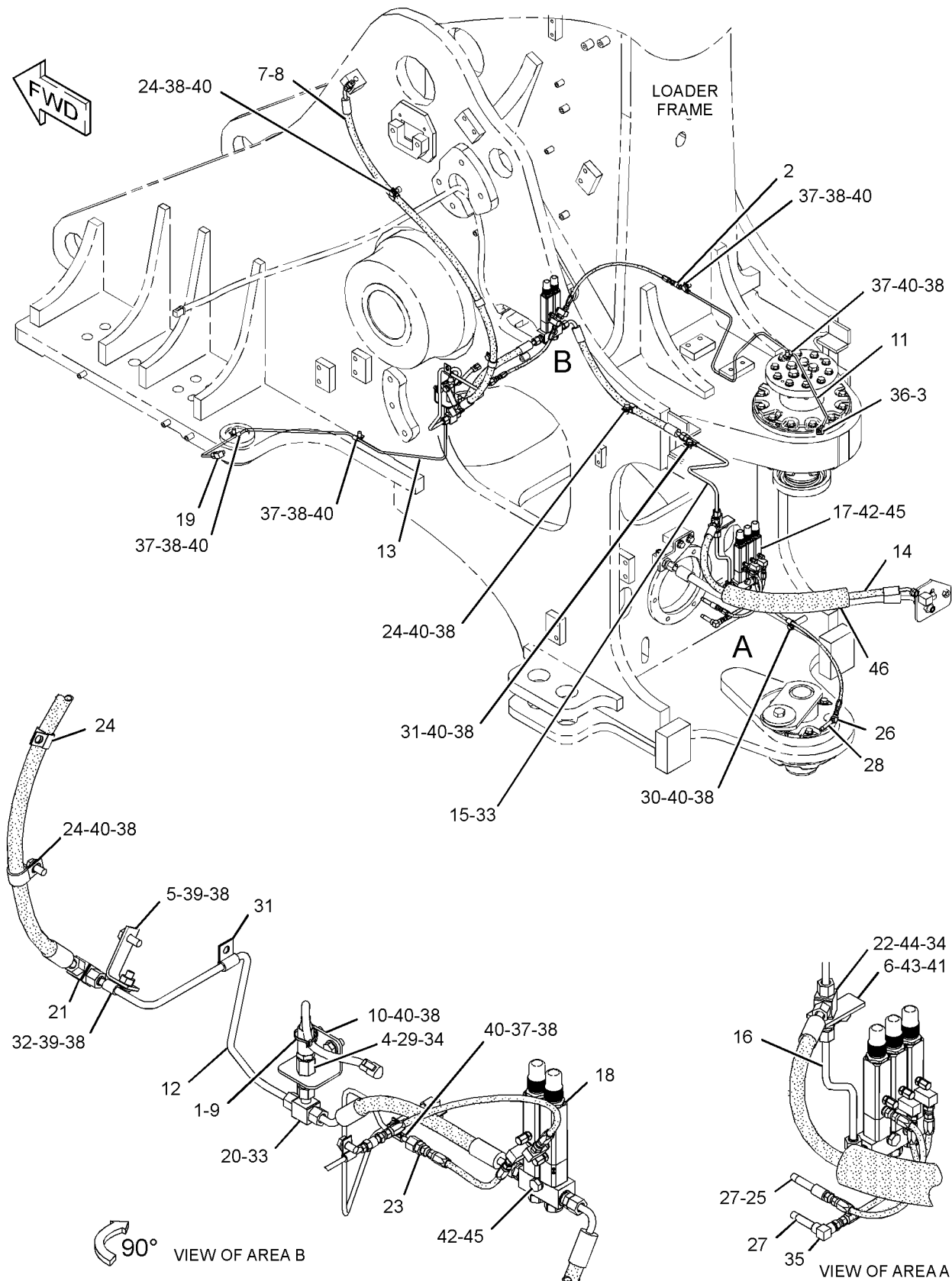
NOTE	REF NO	GRAPHIC REF	PART NUMBER	QTY	PART NAME						SEE PAGE
					1	2	3	4	5	6 (PRODUCT LEVEL)	
M	40	1	8T-4137	12	BOLT (M10X1.5X20-MM)						
M	41	1	8T-4139	1	BOLT (M12X1.75X30-MM)						
M	42	1	8T-4185	3	BOLT (M10X1.5X50-MM)						
	43	1	8T-4223	1	WASHER-HARD (13.5X25.5X3-MM THK)						
	44	1	8T-4994	1	WASHER-HARD (20X36.5X3.5-MM THK)						
	45	1	9X-2027	3	WASHER (11X18X2-MM THK)						
E	46	1	206-2726		GUARD-HOSE (37.8-CM)						

E-ORDER BY THE CENTIMETER
 I-REFER TO HYDRAULIC INFORMATION SYSTEM
 M-METRIC PART
 Y-SEPARATE ILLUSTRATION

FRAME AND BODY

349-4488 LINES GP-AUTOMATIC LUBRICATION (contd.)

i03798390



GRAPHIC #1

<END>

g02062573

FRAME AND BODY

158-6185 LINES GP-GREASE-TILT LINK PINS

S/N: BXY1-UP

PART OF 259-2420 LINES GP-GREASE
AN ATTACHMENT

SMCS-7510

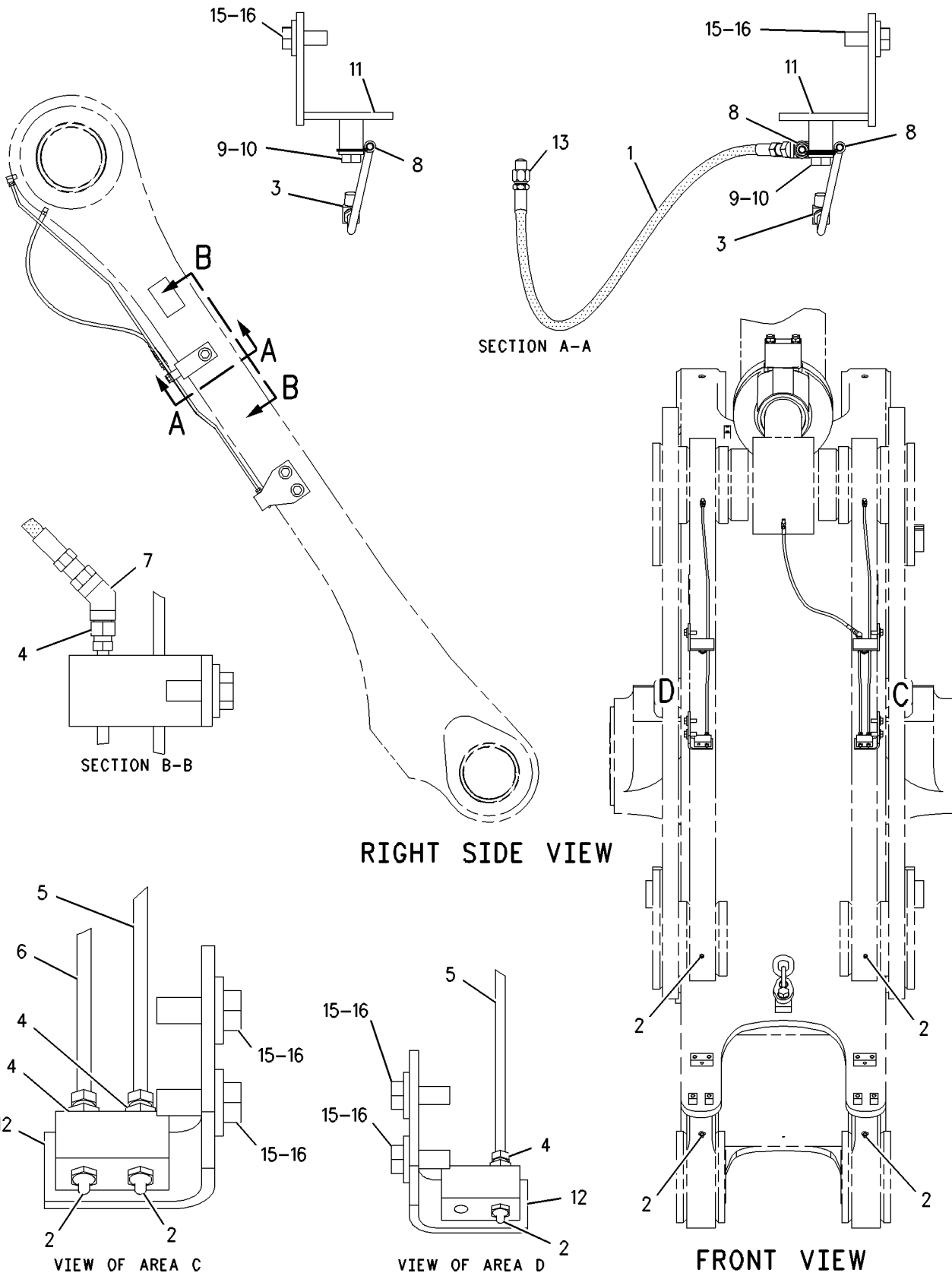
i01496427

NOTE	REF NO	GRAPHIC REF	PART NUMBER	QTY	PART NAME						SEE PAGE
					1	2	3	4	5	6 (PRODUCT LEVEL)	
	1	1	5V-5476	1	HOSE AS						
	2	1	3B-8489	7	FITTING-GREASE						
	3	1	5K-9243	2	ELBOW-FLARED						
	4	1	6L-3616	4	CONNECTOR						
	5	1	157-8954	2	TUBE AS						
	6	1	157-8955	1	TUBE AS						
	7	1	3B-6493	1	ELBOW-PIPE						
	8	1	8M-2772	3	CLIP						
	9	1	8T-4121	2	WASHER-HARD (11X21X2.5-MM THK)						
M	10	1	8T-4137	2	BOLT (M10X1.5X20-MM)						
	11	1	197-7863	2	BRACKET AS						
	12	1	197-6660	2	BRACKET AS						
	13	1	4K-3026	1	EXTENSION						
M	15	1	8T-4139	6	BOLT (M12X1.75X30-MM)						
	16	1	5P-1076	6	WASHER-HARD (13.5X30X4-MM THK)						
M-METRIC PART											

FRAME AND BODY

158-6185 LINES GP-GREASE (contd.)

i01496427



GRAPHIC #1

<END>

g00776787

FRAME AND BODY

259-2401 LINES GP-GREASE-AXLE TRUNNIONS, LIFT CYLINDER

S/N: BXY1-2263

PART OF 225-5432, 284-2735 CHASSIS AR

SMCS-7510

i02220574

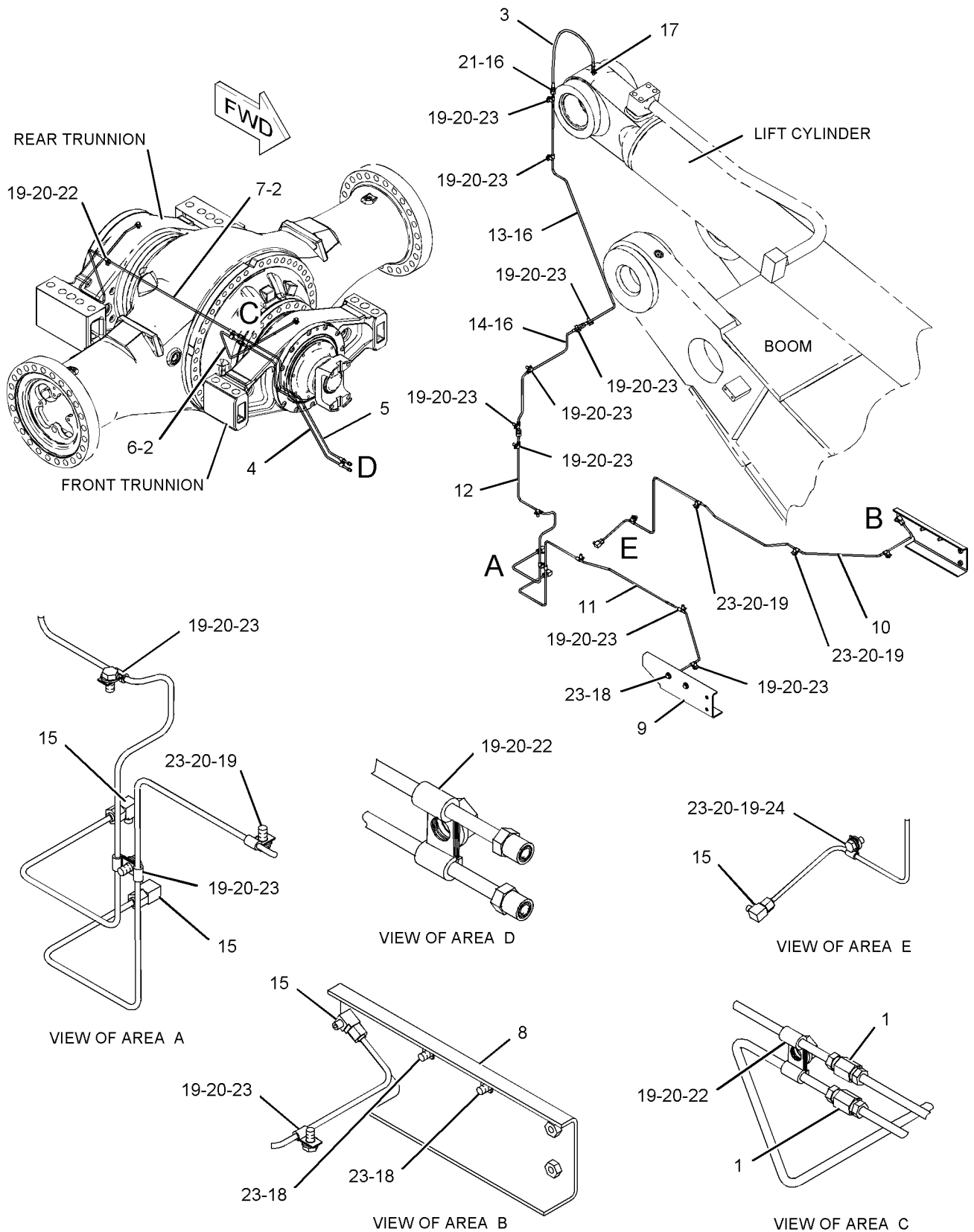
NOTE	REF NO	GRAPHIC REF	PART NUMBER	QTY	PART NAME						SEE PAGE
					1	2	3	4	5	6 (PRODUCT LEVEL)	
	1	1	5K-9242	2	UNION-FLARED						
	2	1	5K-9243	2	ELBOW-FLARED						
	3	1	5V-5476	1	HOSE AS						
	4	1	142-6994	1	TUBE AS						
	5	1	142-6995	1	TUBE AS						
	6	1	142-6996	1	TUBE AS						
	7	1	145-4922	1	TUBE AS						
	8	1	159-8612	1	PLATE AS						
M		1	8T-3490	2	NUT-WELD (M10X1.5-THD)						
	9	1	159-8613	1	PLATE AS						
M		1	8T-3490	2	NUT-WELD (M10X1.5-THD)						
	10	1	220-3444	1	TUBE AS						
	11	1	220-3445	1	TUBE AS						
	12	1	220-3446	1	TUBE AS						
	13	1	222-2029	1	TUBE AS						
	14	1	222-2030	1	TUBE AS						
	15	1	148-8389	5	ELBOW AS						
					(EACH INCLUDES)						
		1	4J-5477	1	SEAL-O-RING						
		1	7X-0492	1	ELBOW						
	16	1	4J-5477	3	SEAL-O-RING						
	17	1	4K-3026	1	EXTENSION						
	18	1	7X-7729	4	WASHER (11X25X3-MM THK)						
	19	1	8M-2772	22	CLIP						
	20	1	8T-4121	19	WASHER-HARD (11X21X2.5-MM THK)						
	21	1	8T-4128	1	ADAPTER						
M	22	1	8T-4133	3	NUT (M10X1.5-THD)						
M	23	1	8T-4137	20	BOLT (M10X1.5X20-MM)						
	24	1	8T-7934	1	WASHER-HARD (11X21X5-MM THK)						

M-METRIC PART

FRAME AND BODY

259-2401 LINES GP-GREASE (contd.)

i02220574



GRAPHIC #1

<END>

g01123032

FRAME AND BODY

259-2401 LINES GP-GREASE-AXLE TRUNNIONS, LIFT CYLINDER

S/N: BXY2264-2982

PART OF 284-2735 CHASSIS AR

SMCS-7510

i02926881

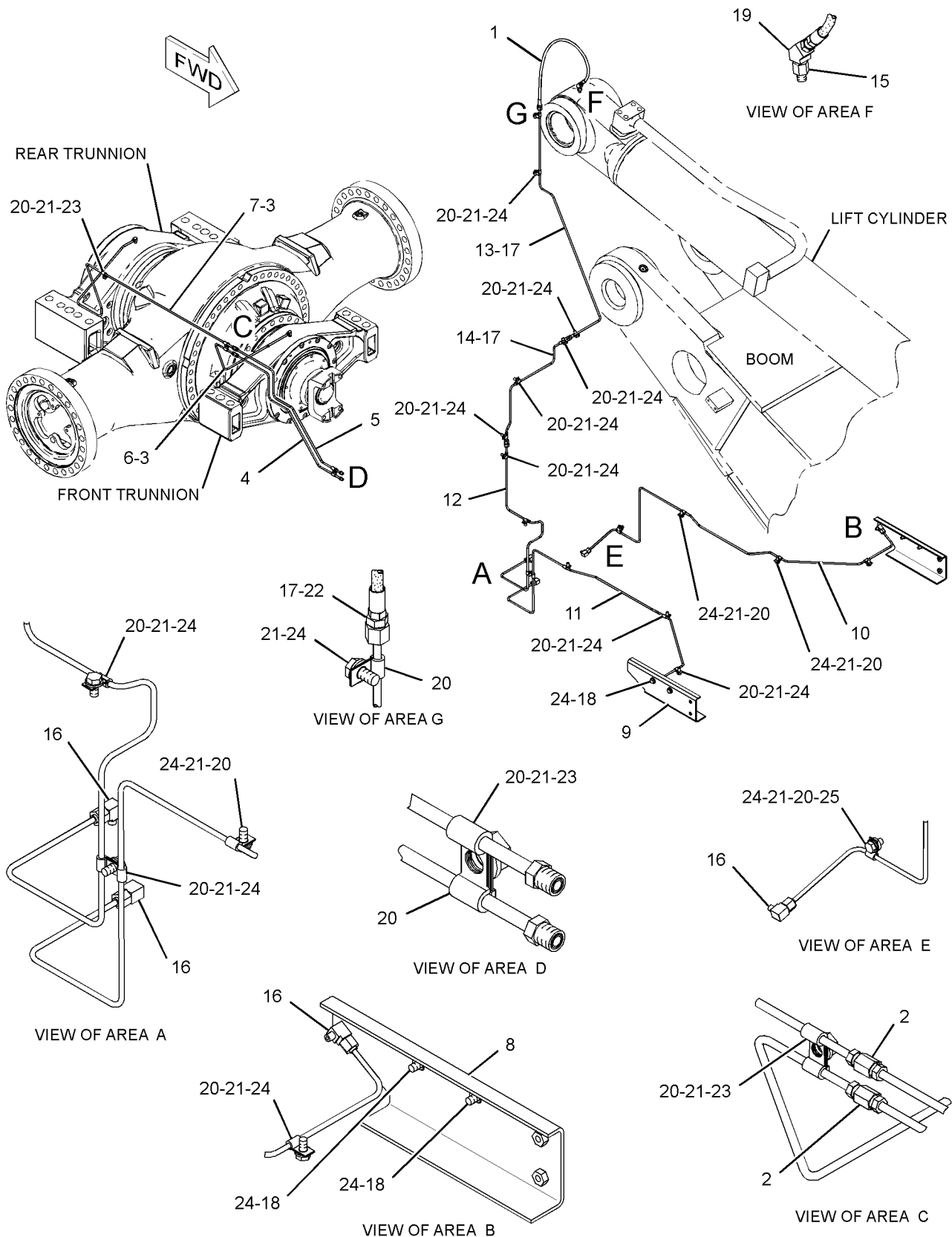
NOTE	REF NO	GRAPHIC REF	PART NUMBER	QTY	PART NAME						SEE PAGE
					1	2	3	4	5	6 (PRODUCT LEVEL)	
C	1	1	3V-7516	1	HOSE AS						
	2	1	5K-9242	2	UNION-FLARED						
	3	1	5K-9243	2	ELBOW-FLARED						
	4	1	142-6994	1	TUBE AS						
	5	1	142-6995	1	TUBE AS						
	6	1	142-6996	1	TUBE AS						
	7	1	145-4922	1	TUBE AS						
	8	1	159-8612	1	PLATE AS						
	9	1	159-8613	1	PLATE AS						
	10	1	220-3444	1	TUBE AS						
	11	1	220-3445	1	TUBE AS						
	12	1	220-3446	1	TUBE AS						
	13	1	222-2029	1	TUBE AS						
	14	1	222-2030	1	TUBE AS						
C	15	1	002-0639	1	ADAPTER-PIPE						
	16	1	148-8389	5	ELBOW AS						
					(EACH INCLUDES)						
		1	4J-5477	1	SEAL-O-RING						
		1	7X-0492	1	ELBOW						
	17	1	4J-5477	3	SEAL-O-RING						
	18	1	7X-7729	4	WASHER (11X25X3-MM THK)						
C	19	1	8L-5008	1	ELBOW-PIPE						
	20	1	8M-2772	22	CLIP						
	21	1	8T-4121	19	WASHER-HARD (11X21X2.5-MM THK)						
	22	1	8T-4128	1	ADAPTER						
M	23	1	8T-4133	3	NUT (M10X1.5-THD)						
M	24	1	8T-4137	20	BOLT (M10X1.5X20-MM)						
	25	1	8T-7934	1	WASHER-HARD (11X21X5-MM THK)						

C- CHANGE FROM PREVIOUS TYPE
M- METRIC PART

FRAME AND BODY

259-2401 LINES GP-GREASE (contd.)

i02926881



GRAPHIC #1

<END>

g01455224

FRAME AND BODY

259-2401 LINES GP-GREASE-AXLE TRUNNIONS, LIFT CYLINDER

S/N: BXY2983-UP

PART OF 284-2735 CHASSIS AR

SMCS-7510

i03776371

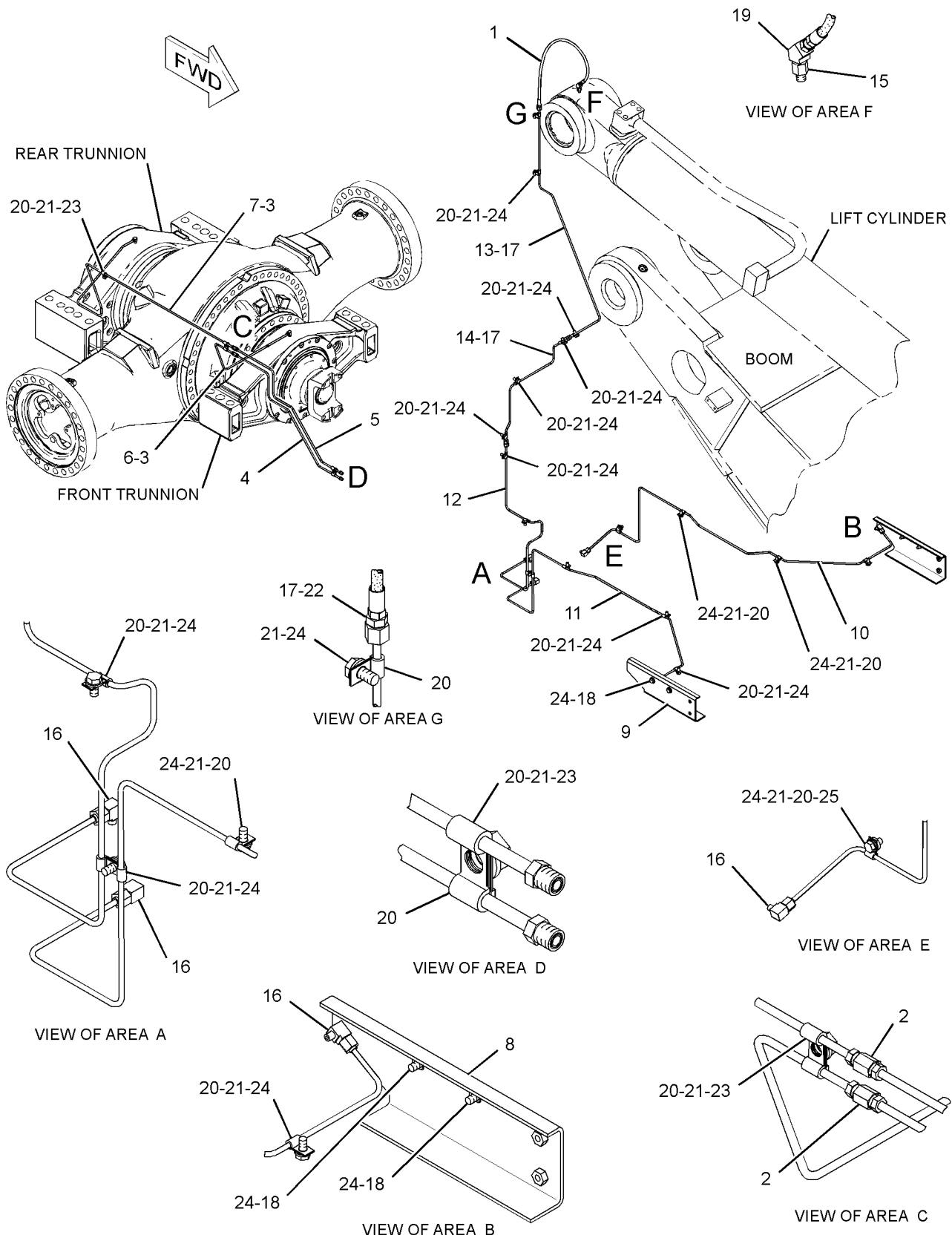
NOTE	REF NO	GRAPHIC REF	PART NUMBER	QTY	PART NAME						SEE PAGE
					1	2	3	4	5	6 (PRODUCT LEVEL)	
	1	1	3V-7516	1	HOSE AS						
	2	1	5K-9242	2	UNION-FLARED						
	3	1	5K-9243	2	ELBOW-FLARED						
C	4	1	142-6994	1	TUBE AS						
C	5	1	142-6995	1	TUBE AS						
C	6	1	142-6996	1	TUBE AS						
C	7	1	145-4922	1	TUBE AS						
	8	1	159-8612	1	PLATE AS						
	9	1	159-8613	1	PLATE AS						
C	10	1	220-3444	1	TUBE AS						
C	11	1	220-3445	1	TUBE AS						
C	12	1	220-3446	1	TUBE AS						
C	13	1	222-2029	1	TUBE AS						
C	14	1	222-2030	1	TUBE AS						
	15	1	002-0639	1	ADAPTER-PIPE						
	16	1	148-8389	5	ELBOW AS						
					(EACH INCLUDES)						
		1	4J-5477	1	SEAL-O-RING						
		1	7X-0492	1	ELBOW						
	17	1	4J-5477	3	SEAL-O-RING						
	18	1	7X-7729	4	WASHER (11X25X3-MM THK)						
	19	1	8L-5008	1	ELBOW-PIPE						
	20	1	8M-2772	22	CLIP						
	21	1	8T-4121	19	WASHER-HARD (11X21X2.5-MM THK)						
	22	1	8T-4128	1	ADAPTER						
M	23	1	8T-4133	3	NUT (M10X1.5-THD)						
M	24	1	8T-4137	20	BOLT (M10X1.5X20-MM)						
	25	1	8T-7934	1	WASHER-HARD (11X21X5-MM THK)						

C- CHANGE FROM PREVIOUS TYPE
M- METRIC PART

FRAME AND BODY

259-2401 LINES GP-GREASE (contd.)

i03776371



GRAPHIC #1

<END>

g01455224

FRAME AND BODY

259-2402 LINES GP-GREASE-ARTICULATED HITCH BEARINGS

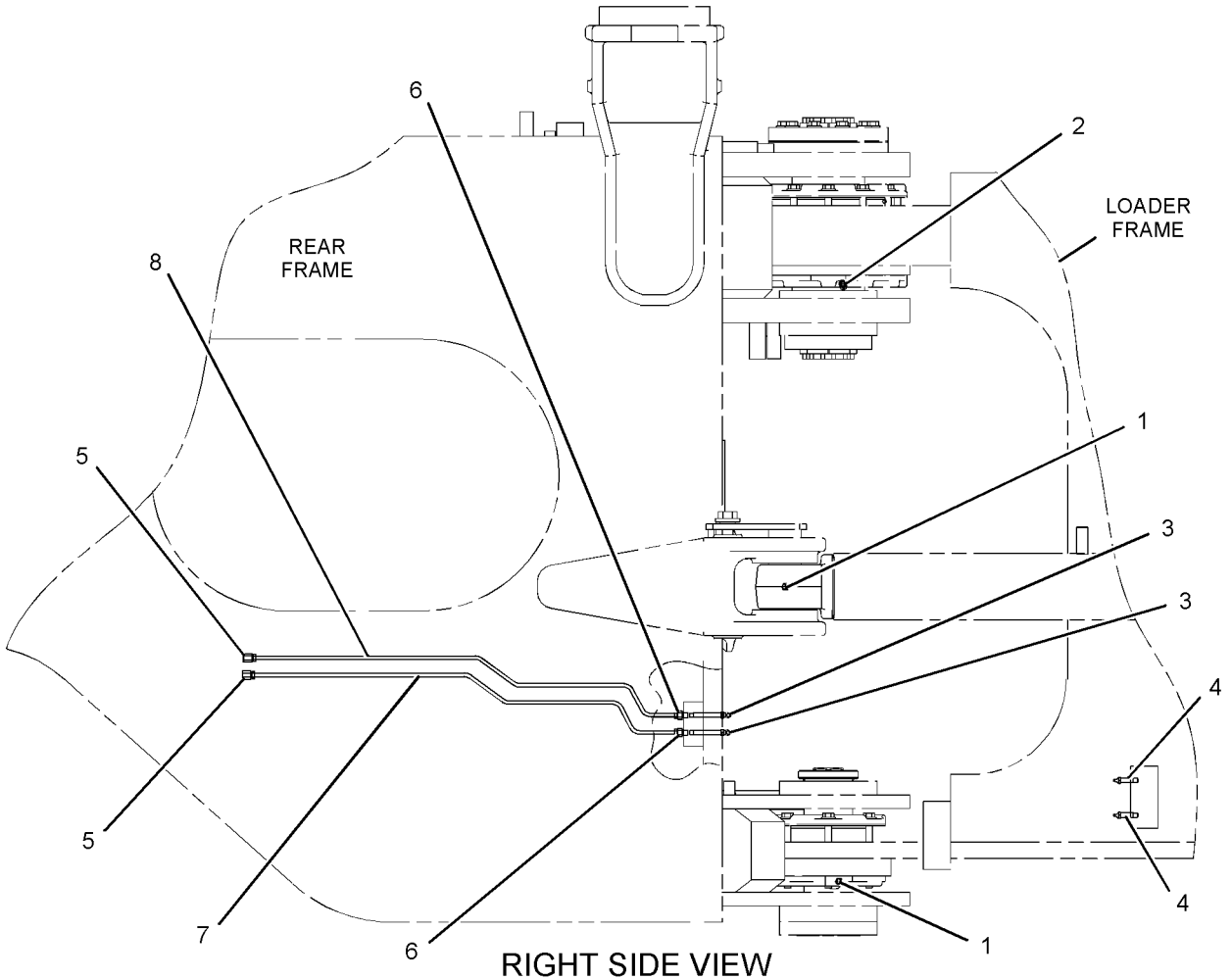
S/N: BXY1-UP

PART OF 259-2420 LINES GP-GREASE
AN ATTACHMENT

SMCS-7510

i02225681

NOTE	REF NO	GRAPHIC REF	PART NUMBER	QTY	PART NAME						SEE PAGE
					1	2	3	4	5	6 (PRODUCT LEVEL)	
	1	1	3B-8489	3	FITTING-GREASE						
	2	1	3B-8686	1	FITTING-GREASE						
	3	1	4B-8440	2	FITTING-GREASE						
	4	1	5B-0651	3	FITTING-STRAIGHT						
	5	1	5K-9242	2	UNION-FLARED						
	6	1	6L-3616	2	CONNECTOR						
	7	1	259-2403	1	TUBE AS						
	8	1	259-2404	1	TUBE AS						



GRAPHIC #1

<END>

g01125283

FRAME AND BODY

259-2420 LINES GP-GREASE

S/N: BXY1-UP

PART OF 352-8271, 352-8272 OPTION AR

CANNOT BE USED WITH 247-7033-PAGE 1149, 259-2435-PAGE 1150, 259-2405-PAGE 1150, 259-2436-PAGE 1151, 247-7034-PAGE 1149, 259-2437-PAGE 1151
AN ATTACHMENT

SMCS-7510

i02225994

NOTE	PART NUMBER	QTY	PART NAME						SEE PAGE
			1	2	3	4	5	6 (PRODUCT LEVEL)	
Y	158-6185	1	LINES GP-GREASE (TILT LINK PINS)						1137
Y	259-2402	1	LINES GP-GREASE (ARTICULATED HITCH BEARINGS)						1145
Y-SEPARATE ILLUSTRATION									

<END>

FRAME AND BODY

259-2442 LINES GP-LUBRICATION-PUMP

S/N: BXY1-UP

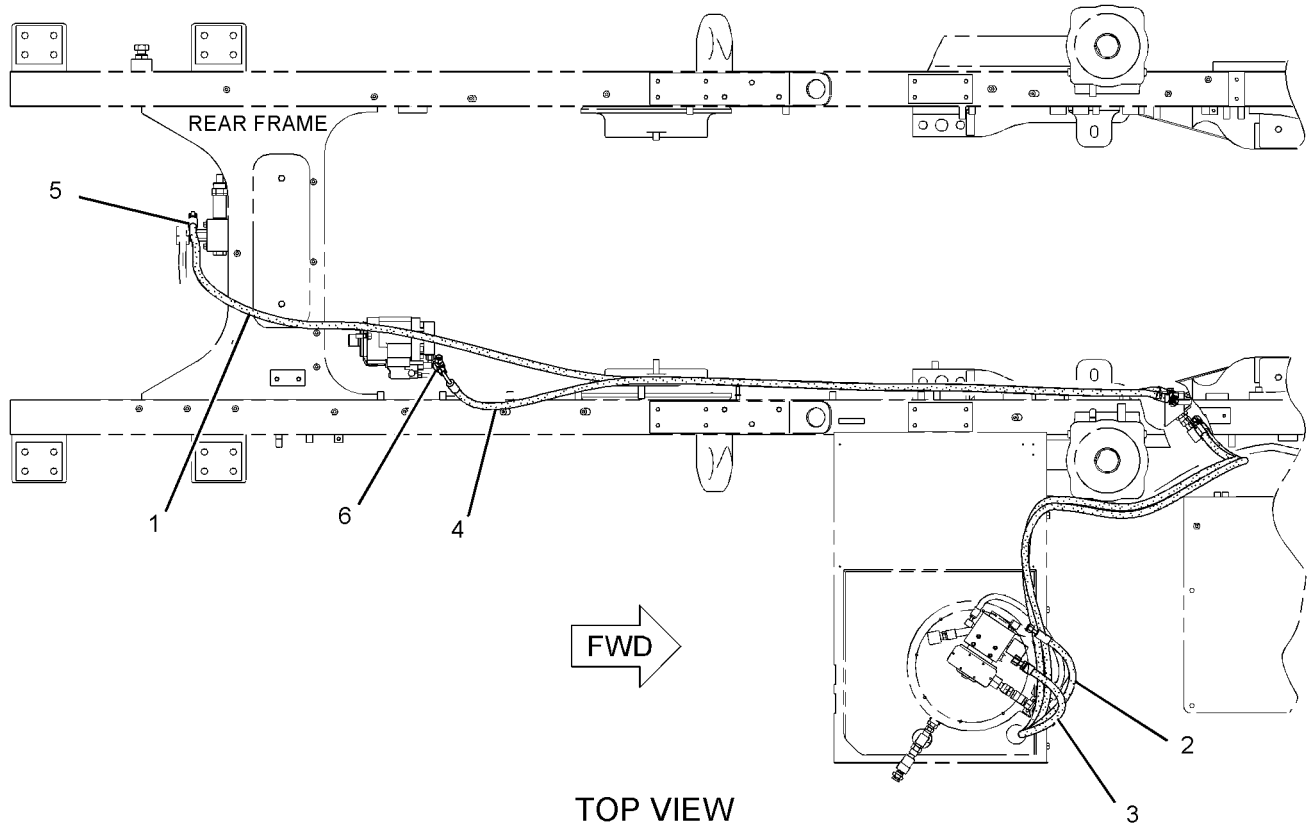
PART OF 259-2441, 272-5090 LINES GP-AUTOMATIC LUBRICATION
AN ATTACHMENT

SMCS-7510, 7540

i02226023

NOTE	REF NO	GRAPHIC REF	PART NUMBER	QTY	PART NAME						SEE PAGE
					1	2	3	4	5	6 (PRODUCT LEVEL)	
I	1	1	189-7490	1	HOSE AS						
I	2	1	189-7492	1	HOSE AS						
I	3	1	189-7493	1	HOSE AS						
I	4	1	259-2443	1	HOSE AS						
	5	1	148-8365	1	ELBOW AS						
		1	3J-1907	1	SEAL-O-RING						
		1	6V-8398	1	SEAL-O-RING						
		1	8T-6876	1	ELBOW						
	6	1	148-8433	1	TEE AS						
		1	6V-8397	2	SEAL-O-RING						
		1	6V-9836	1	TEE-SWIVEL						

I-REFER TO HYDRAULIC INFORMATION SYSTEM



GRAPHIC #1

<END>

g01125531

FRAME AND BODY

114-5121 LINK GP-STEERING FRAME LOCK

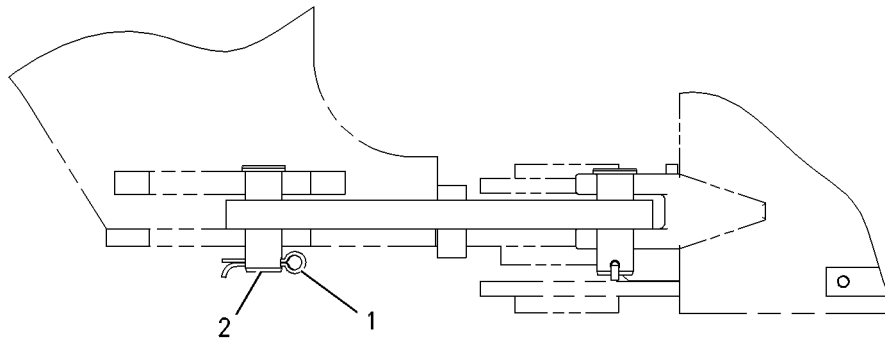
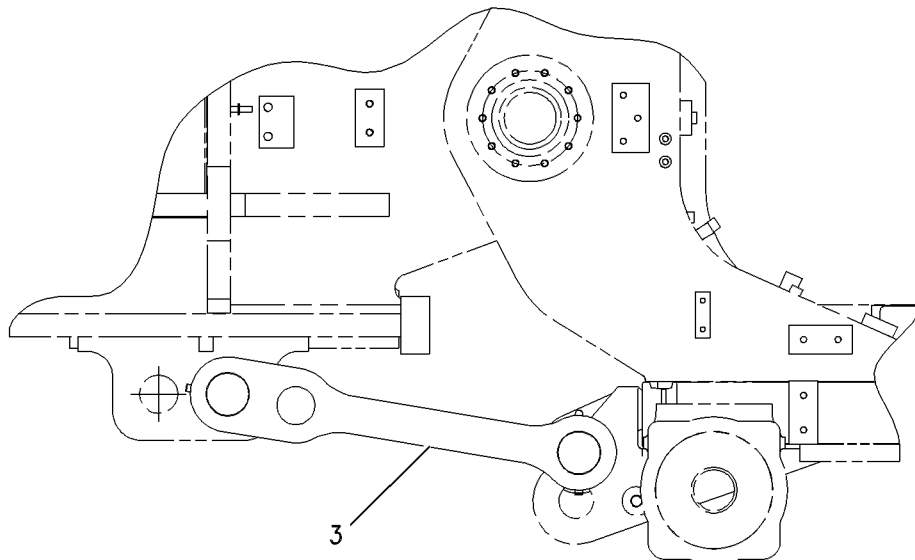
S/N: BXY1-UP

PART OF 225-5432, 284-2735 CHASSIS AR

SMCS-7506

i01044404

NOTE	REF NO	GRAPHIC REF	PART NUMBER	QTY	PART NAME						SEE PAGE
					1	2	3	4	5	6 (PRODUCT LEVEL)	
	1	1	1J-2919	2	COTTER						
	2	1	4E-6015	2	PIN						
	3	1	141-2158	1	LINK						



GRAPHIC #1

<END>

g00542678

FRAME AND BODY

247-7033 LUBRICATION AR-AUTOMATIC-ELECTRIC

S/N: BXY1-1899

4.25-M BOOM

FOR USE WITH 231-8177-PAGE 1662. CANNOT BE USED WITH 259-2420-PAGE 1146,
247-7034-PAGE 1149, 259-2437-PAGE 1151, 259-2405-PAGE 1150, 259-2436-
PAGE 1151, 259-2435-PAGE 1150
AN ATTACHMENT

SMCS-7540

i02224398

NOTE	PART NUMBER	QTY	PART NAME						SEE PAGE
			1	2	3	4	5	6 (PRODUCT LEVEL)	
Y	243-5885	1	HARDWARE GP-BOOM						1674
Y	224-4044	1	HARDWARE GP-LOADER FRAME						956
Y	189-7441	1	HARDWARE GP-REAR FRAME						960
Y	224-3955	1	LINES GP-AUTOMATIC LUBRICATION (REAR FRAME)						997
Y	224-4057	1	LINES GP-AUTOMATIC LUBRICATION (LOADER FRAME)						1001
Y	243-5875	1	LINES GP-AUTOMATIC LUBRICATION (BOOM, TILT LINKS)						1007
Y	189-7638	1	LINKAGE GP-BUCKET						1686
Y	260-0081	1	WIRING GP-AUTOLUBE CONTROL						474
Y-SEPARATE ILLUSTRATION									

<END>

247-7034 LUBRICATION AR-AUTOMATIC-ELECTRIC

S/N: BXY1-1899

3.6-M BOOM

AN ATTACHMENT

SMCS-7540

i02224548

NOTE	PART NUMBER	QTY	PART NAME						SEE PAGE
			1	2	3	4	5	6 (PRODUCT LEVEL)	
Y	189-7589	1	HARDWARE GP-BOOM						1673
Y	224-4044	1	HARDWARE GP-LOADER FRAME						956
Y	189-7441	1	HARDWARE GP-REAR FRAME						960
Y	224-3955	1	LINES GP-AUTOMATIC LUBRICATION (REAR FRAME)						997
Y	224-4057	1	LINES GP-AUTOMATIC LUBRICATION (LOADER FRAME)						1001
Y	259-2449	1	LINES GP-AUTOMATIC LUBRICATION (BOOM, TILT LINKS)						1078
Y	260-0081	1	WIRING GP-AUTOLUBE CONTROL						474
Y-SEPARATE ILLUSTRATION									

<END>

FRAME AND BODY

259-2405 LUBRICATION AR-AUTOMATIC-ELECTRIC

S/N: BXY1-1899

3.88-M

FOR USE WITH 248-6340-PAGE 1663. CANNOT BE USED WITH 259-2420-PAGE 1146,
259-2437-PAGE 1151, 259-2436-PAGE 1151, 247-7033-PAGE 1149, 259-2435-
PAGE 1150

AN ATTACHMENT

SMCS-7540

i02225034

NOTE	PART NUMBER	QTY	PART NAME						SEE PAGE	
			1	2	3	4	5	6 (PRODUCT LEVEL)		
Y	259-2425	1	CONTROL	GP	BUCKET					1668
Y	259-2430	1	HARDWARE	GP	BOOM					1675
Y	224-4044	1	HARDWARE	GP	LOADER FRAME					956
Y	189-7441	1	HARDWARE	GP	REAR FRAME					960
Y	224-3955	1	LINES	GP	AUTOMATIC LUBRICATION	(REAR FRAME)				997
Y	224-4057	1	LINES	GP	AUTOMATIC LUBRICATION	(LOADER FRAME)				1001
Y	259-2406	1	LINES	GP	AUTOMATIC LUBRICATION	(BOOM, TILT LINKS)				1016
Y	260-0081	1	WIRING	GP	AUTOLUBE CONTROL					474

Y-SEPARATE ILLUSTRATION

<END>

259-2435 LUBRICATION AR-AUTOMATIC-HYDRAULIC

S/N: BXY1-1899

4.25-M BOOM

FOR USE WITH 231-8177-PAGE 1662. CANNOT BE USED WITH 259-2420-PAGE 1146,
259-2437-PAGE 1151, 259-2405-PAGE 1150, 259-2436-PAGE 1151, 247-7033-
PAGE 1149

AN ATTACHMENT

SMCS-7540

i02616604

NOTE	PART NUMBER	QTY	PART NAME						SEE PAGE	
			1	2	3	4	5	6 (PRODUCT LEVEL)		
Y	243-5885	1	HARDWARE	GP	BOOM					1674
Y	259-2452	1	HARDWARE	GP	LOADER FRAME					958
Y	189-7441	1	HARDWARE	GP	REAR FRAME					960
Y	259-2433	1	LINES	GP	AUTOMATIC LUBRICATION	(BOOM, TILT LINKS)				1034
Y	259-2441	1	LINES	GP	AUTOMATIC LUBRICATION	(REAR FRAME)				1062
Y	259-2450	1	LINES	GP	AUTOMATIC LUBRICATION	(LOADER FRAME)				1080
Y	189-7638	1	LINKAGE	GP	BUCKET					1686
Y	262-0558	1	WIRING	GP	AUTOLUBE CONTROL					475
	110-2079	1	LAMP	(24-VOLT)						
	189-7288	1	PLATFORM	AS (RH)						
	233-6046	1	SWITCH	AS-ROCKER	(AUTOMATIC LUBRICATION CONTROL)					

Y-SEPARATE ILLUSTRATION

<END>

FRAME AND BODY

259-2436 LUBRICATION AR-AUTOMATIC-HYDRAULIC

S/N: BXY1-1899

3.88-M BOOM

FOR USE WITH 248-6340-PAGE 1663. CANNOT BE USED WITH 259-2420-PAGE 1146,
259-2437-PAGE 1151, 259-2405-PAGE 1150, 247-7033-PAGE 1149, 259-2435-
PAGE 1150

AN ATTACHMENT

SMCS-7540

i02616603

NOTE	PART NUMBER	QTY	PART NAME						SEE PAGE
			1	2	3	4	5	6 (PRODUCT LEVEL)	
Y	259-2425	1	CONTROL GP-BUCKET						1668
Y	259-2430	1	HARDWARE GP-BOOM						1675
Y	259-2452	1	HARDWARE GP-LOADER FRAME						958
Y	189-7441	1	HARDWARE GP-REAR FRAME						960
Y	259-2434	1	LINES GP-AUTOMATIC LUBRICATION (BOOM, TILT LINKS)						1046
Y	259-2441	1	LINES GP-AUTOMATIC LUBRICATION (REAR FRAME)						1062
Y	259-2450	1	LINES GP-AUTOMATIC LUBRICATION (LOADER FRAME)						1080
Y	262-0558	1	WIRING GP-AUTOLUBE CONTROL						475
	110-2079	1	LAMP (24-VOLT)						
	189-7288	1	PLATFORM AS (RH)						
	233-6046	1	SWITCH AS-ROCKER (AUTOMATIC LUBRICATION CONTROL)						

Y-SEPARATE ILLUSTRATION

<END>

259-2437 LUBRICATION AR-AUTOMATIC-HYDRAULIC

S/N: BXY1-1899

3.6-M BOOM

FOR USE WITH 248-6340-PAGE 1663. CANNOT BE USED WITH 259-2420-PAGE 1146,
259-2436-PAGE 1151, 259-2405-PAGE 1150, 247-7033-PAGE 1149, 259-2435-
PAGE 1150

AN ATTACHMENT

SMCS-7540

i02616602

NOTE	PART NUMBER	QTY	PART NAME						SEE PAGE
			1	2	3	4	5	6 (PRODUCT LEVEL)	
Y	189-7589	1	HARDWARE GP-BOOM						1673
Y	259-2452	1	HARDWARE GP-LOADER FRAME						958
Y	189-7441	1	HARDWARE GP-REAR FRAME						960
Y	259-2441	1	LINES GP-AUTOMATIC LUBRICATION (REAR FRAME)						1062
Y	259-2444	1	LINES GP-AUTOMATIC LUBRICATION (BOOM, TILT LINKS)						1070
Y	259-2450	1	LINES GP-AUTOMATIC LUBRICATION (LOADER FRAME)						1080
Y	262-0558	1	WIRING GP-AUTOLUBE CONTROL						475
	110-2079	1	LAMP (24-VOLT)						
	189-7288	1	PLATFORM AS (RH)						
	233-6046	1	SWITCH AS-ROCKER (AUTOMATIC LUBRICATION CONTROL)						

Y-SEPARATE ILLUSTRATION

<END>

FRAME AND BODY

293-7303 LUBRICATION AR-AUTOMATIC-ELECTRIC

S/N: BXY1900-UP

FOR USE WITH 248-6340-PAGE 1663. CANNOT BE USED WITH 259-2420-PAGE 1146,
293-7304-PAGE 1152, 293-7305-PAGE 1153, 293-7306-PAGE 1153, 293-7307-
PAGE 1154, 293-7308-PAGE 1154
AN ATTACHMENT

SMCS-7540

i03731000

NOTE	PART NUMBER	QTY	PART NAME						SEE PAGE
			1	2	3	4	5	6 (PRODUCT LEVEL)	
Y	293-7309	1	CONTROL GP-BUCKET						1670
Y	285-7281	1	HARDWARE GP-BOOM						1676
Y	224-4044	1	HARDWARE GP-LOADER FRAME						956
Y	189-7441	1	HARDWARE GP-REAR FRAME						960
Y	224-3955	1	LINES GP-AUTOMATIC LUBRICATION (REAR FRAME)						997
Y	224-4057	1	LINES GP-AUTOMATIC LUBRICATION (LOADER FRAME)						1001
Y	285-7276	1	LINES GP-AUTOMATIC LUBRICATION (BOOM, TILT LINKS)						1096
			S/N: BXY1900-2982						
Y	342-1185	1	LINES GP-AUTOMATIC LUBRICATION (BOOM, TILT LINKS)						1118
			S/N: BXY2983-UP						
Y	260-0081	1	WIRING GP-AUTOLUBE CONTROL						474
Y-SEPARATE ILLUSTRATION									

<END>

293-7304 LUBRICATION AR-AUTOMATIC-HYDRAULIC

S/N: BXY1900-UP

FOR USE WITH 248-6340-PAGE 1663, 3.88-M LIFT AR. CANNOT BE USED
WITH 259-2420-PAGE 1146, 293-7303-PAGE 1152, 293-7305-PAGE 1153,
293-7306-PAGE 1153, 293-7307-PAGE 1154, 293-7308-PAGE 1154
AN ATTACHMENT

SMCS-7540

i03090687

NOTE	PART NUMBER	QTY	PART NAME						SEE PAGE
			1	2	3	4	5	6 (PRODUCT LEVEL)	
Y	293-7309	1	CONTROL GP-BUCKET						1670
Y	285-7281	1	HARDWARE GP-BOOM						1676
Y	259-2452	1	HARDWARE GP-LOADER FRAME						958
Y	189-7441	1	HARDWARE GP-REAR FRAME						960
Y	272-5090	1	LINES GP-AUTOMATIC LUBRICATION (REAR FRAME)						1084
Y	272-5092	1	LINES GP-AUTOMATIC LUBRICATION (LOADER FRAME)						1088
Y	285-7275	1	LINES GP-AUTOMATIC LUBRICATION (BOOM, TILT LINKS)						1092
Y	327-4485	1	SWITCH GP-ROCKER						464
Y	288-1772	1	WIRING GP-AUTOLUBE CONTROL						477
	189-7288	1	PLATFORM AS (RH)						
Y-SEPARATE ILLUSTRATION									

<END>

FRAME AND BODY

293-7305 LUBRICATION AR-AUTOMATIC-ELECTRIC

S/N: BXY1900-UP

FOR USE WITH 231-8177-PAGE 1662, 4.25-M LIFT AR. CANNOT BE USED
WITH 259-2420-PAGE 1146, 293-7307-PAGE 1154, 293-7308-PAGE 1154,
293-7303-PAGE 1152, 293-7304-PAGE 1152, 293-7306-PAGE 1153
AN ATTACHMENT

SMCS-7540

i03730920

NOTE	PART NUMBER	QTY	PART NAME						SEE PAGE
			1	2	3	4	5	6 (PRODUCT LEVEL)	
Y	293-7310	1	CONTROL GP-BUCKET						1672
Y	285-7282	1	HARDWARE GP-BOOM						1677
Y	224-4044	1	HARDWARE GP-LOADER FRAME						956
Y	189-7441	1	HARDWARE GP-REAR FRAME						960
Y	224-3955	1	LINES GP-AUTOMATIC LUBRICATION (REAR FRAME)						997
Y	224-4057	1	LINES GP-AUTOMATIC LUBRICATION (LOADER FRAME)						1001
Y	285-7278	1	LINES GP-AUTOMATIC LUBRICATION (BOOM, TILT LINKS)						1105
			S/N: BXY1900-2982						
Y	342-1186	1	LINES GP-AUTOMATIC LUBRICATION (BOOM, TILT LINKS)						1122
			S/N: BXY2983-UP						
Y	260-0081	1	WIRING GP-AUTOLUBE CONTROL						474
Y-SEPARATE ILLUSTRATION									

<END>

293-7306 LUBRICATION AR-AUTOMATIC-HYDRAULIC

S/N: BXY1900-UP

FOR USE WITH 231-8177-PAGE 1662, 4.25-M LIFT AR. CANNOT BE USED
WITH 259-2420-PAGE 1146, 293-7307-PAGE 1154, 293-7308-PAGE 1154,
293-7303-PAGE 1152, 293-7304-PAGE 1152, 293-7305-PAGE 1153
AN ATTACHMENT

SMCS-7540

i03090688

NOTE	PART NUMBER	QTY	PART NAME						SEE PAGE
			1	2	3	4	5	6 (PRODUCT LEVEL)	
Y	293-7310	1	CONTROL GP-BUCKET						1672
Y	285-7282	1	HARDWARE GP-BOOM						1677
Y	259-2452	1	HARDWARE GP-LOADER FRAME						958
Y	189-7441	1	HARDWARE GP-REAR FRAME						960
Y	272-5090	1	LINES GP-AUTOMATIC LUBRICATION (REAR FRAME)						1084
Y	272-5092	1	LINES GP-AUTOMATIC LUBRICATION (LOADER FRAME)						1088
Y	285-7277	1	LINES GP-AUTOMATIC LUBRICATION (BOOM, TILT LINKS)						1100
Y	327-4485	1	SWITCH GP-ROCKER						464
Y	288-1772	1	WIRING GP-AUTOLUBE CONTROL						477
	189-7288	1	PLATFORM AS (RH)						
Y-SEPARATE ILLUSTRATION									

<END>

FRAME AND BODY

293-7307 LUBRICATION AR-AUTOMATIC-ELECTRIC

S/N: BXY1900-UP

FOR USE WITH 3.6-M LIFT AR. CANNOT BE USED WITH 259-2420-PAGE 1146, 293-7308-PAGE 1154, 293-7303-PAGE 1152, 293-7304-PAGE 1152, 293-7305-PAGE 1153, 293-7306-PAGE 1153
AN ATTACHMENT

SMCS-7540

i03730760

NOTE	PART NUMBER	QTY	PART NAME						SEE PAGE	
			1	2	3	4	5	6 (PRODUCT LEVEL)		
Y	285-7283	1	HARDWARE	GP	BOOM					1678
Y	224-4044	1	HARDWARE	GP	LOADER FRAME					956
Y	189-7441	1	HARDWARE	GP	REAR FRAME					960
Y	224-3955	1	LINES	GP	AUTOMATIC LUBRICATION	(REAR FRAME)				997
Y	224-4057	1	LINES	GP	AUTOMATIC LUBRICATION	(LOADER FRAME)				1001
Y	285-7279	1	LINES	GP	AUTOMATIC LUBRICATION	(BOOM, TILT LINKS)				1109
										S/N: BXY1900-2982
Y	342-1187	1	LINES	GP	AUTOMATIC LUBRICATION	(BOOM, TILT LINKS)				1126
										S/N: BXY2983-UP
Y	260-0081	1	WIRING	GP	AUTOLUBE CONTROL					474

Y-SEPARATE ILLUSTRATION

<END>

293-7308 LUBRICATION AR-AUTOMATIC-HYDRAULIC

S/N: BXY1900-UP

FOR USE WITH 3.6-M LIFT AR. CANNOT BE USED WITH 259-2420-PAGE 1146, 293-7307-PAGE 1154, 293-7303-PAGE 1152, 293-7304-PAGE 1152, 293-7305-PAGE 1153, 293-7306-PAGE 1153
AN ATTACHMENT

SMCS-7540

i03090689

NOTE	PART NUMBER	QTY	PART NAME						SEE PAGE	
			1	2	3	4	5	6 (PRODUCT LEVEL)		
Y	285-7283	1	HARDWARE	GP	BOOM					1678
Y	259-2452	1	HARDWARE	GP	LOADER FRAME					958
Y	189-7441	1	HARDWARE	GP	REAR FRAME					960
Y	272-5090	1	LINES	GP	AUTOMATIC LUBRICATION	(REAR FRAME)				1084
Y	272-5092	1	LINES	GP	AUTOMATIC LUBRICATION	(LOADER FRAME)				1088
Y	285-7280	1	LINES	GP	AUTOMATIC LUBRICATION	(BOOM, TILT LINKS)				1113
Y	327-4485	1	SWITCH	GP	ROCKER					464
Y	288-1772	1	WIRING	GP	AUTOLUBE CONTROL					477
	189-7288	1	PLATFORM	AS	(RH)					

Y-SEPARATE ILLUSTRATION

<END>

FRAME AND BODY

349-4484 LUBRICATION AR-AUTOMATIC- HYDRAULIC, 4.25-M BOOM

S/N: BXY4000-UP

PART OF 352-8274 OPTION AR

FOR USE WITH 231-8177-PAGE 1662. CANNOT BE USED WITH 259-2420-PAGE 1146,
349-4486-PAGE 1156, 349-4485-PAGE 1155
AN ATTACHMENT

SMCS-7540

i03798269

NOTE	PART NUMBER	QTY	PART NAME						SEE PAGE
			1	2	3	4	5	6 (PRODUCT LEVEL)	
Y	293-7310	1	CONTROL GP-BUCKET						1672
Y	285-7282	1	HARDWARE GP-BOOM						1677
Y	349-4507	1	HARDWARE GP-LOADER FRAME						959
Y	349-4508	1	HARDWARE GP-REAR FRAME						964
Y	285-7277	1	LINES GP-AUTOMATIC LUBRICATION (BOOM, TILT LINKS)						1100
Y	349-4487	1	LINES GP-AUTOMATIC LUBRICATION						1131
Y	349-4488	1	LINES GP-AUTOMATIC LUBRICATION						1134
Y	327-4485	1	SWITCH GP-ROCKER						464
Y	288-1772	1	WIRING GP-AUTOLUBE CONTROL						477
	189-7288	1	PLATFORM AS (RH)						
Y-SEPARATE ILLUSTRATION									
<END>									

349-4485 LUBRICATION AR-AUTOMATIC- HYDRAULIC, 3.88-M BOOM

S/N: BXY4000-UP

PART OF 352-8273 OPTION AR

FOR USE WITH 248-6340-PAGE 1663. CANNOT BE USED WITH 259-2420-PAGE 1146,
349-4484-PAGE 1155, 349-4486-PAGE 1156
AN ATTACHMENT

SMCS-7540

i03798289

NOTE	PART NUMBER	QTY	PART NAME						SEE PAGE
			1	2	3	4	5	6 (PRODUCT LEVEL)	
Y	293-7309	1	CONTROL GP-BUCKET						1670
Y	285-7281	1	HARDWARE GP-BOOM						1676
Y	349-4507	1	HARDWARE GP-LOADER FRAME						959
Y	349-4508	1	HARDWARE GP-REAR FRAME						964
Y	285-7275	1	LINES GP-AUTOMATIC LUBRICATION (BOOM, TILT LINKS)						1092
Y	349-4487	1	LINES GP-AUTOMATIC LUBRICATION (REAR FRAME)						1131
Y	349-4488	1	LINES GP-AUTOMATIC LUBRICATION (LOADER FRAME)						1134
Y	327-4485	1	SWITCH GP-ROCKER						464
Y	288-1772	1	WIRING GP-AUTOLUBE CONTROL						477
	189-7288	1	PLATFORM AS (RH)						
Y-SEPARATE ILLUSTRATION									
<END>									

FRAME AND BODY

349-4486 LUBRICATION AR-AUTOMATIC- HYDRAULIC, 3.6-M BOOM

S/N: BXY4000-UP

CANNOT BE USED WITH 259-2420-PAGE 1146, 349-4484-PAGE 1155
AN ATTACHMENT

SMCS-7540

i03798309

NOTE	PART NUMBER	QTY	PART NAME						SEE PAGE
			1	2	3	4	5	6 (PRODUCT LEVEL)	
Y	285-7283	1	HARDWARE	GP-BOOM					1678
Y	349-4507	1	HARDWARE	GP-LOADER FRAME					959
Y	349-4508	1	HARDWARE	GP-REAR FRAME					964
Y	285-7280	1	LINES	GP-AUTOMATIC LUBRICATION (BOOM, TILT LINKS)					1113
Y	349-4487	1	LINES	GP-AUTOMATIC LUBRICATION					1131
Y	349-4488	1	LINES	GP-AUTOMATIC LUBRICATION					1134
Y	327-4485	1	SWITCH	GP-ROCKER					464
Y	288-1772	1	WIRING	GP-AUTOLUBE CONTROL					477
	189-7288	1	PLATFORM	AS (RH)					
Y-SEPARATE ILLUSTRATION									

<END>

FRAME AND BODY

143-9361 PANEL GP-SIDE-HOOD SIDE, FRONT, RH

S/N: BXY1-UP

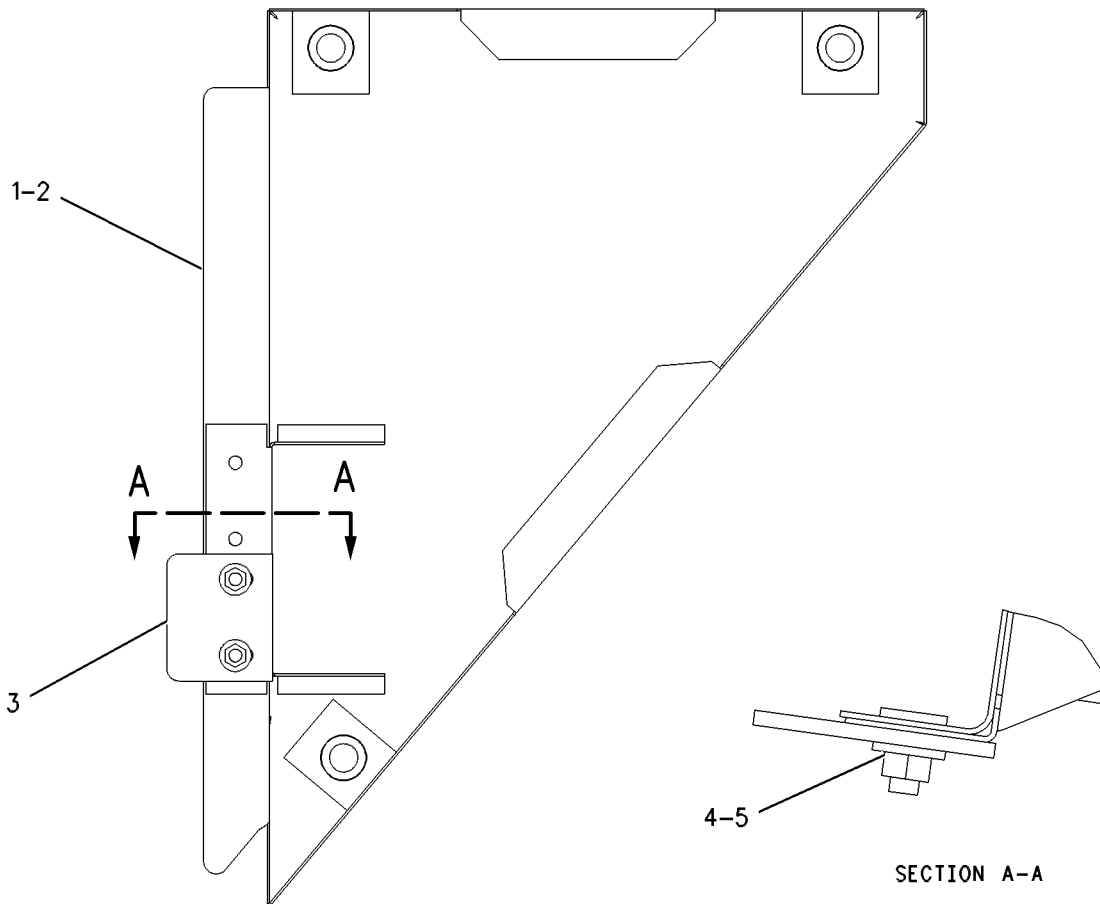
PART OF 225-5235 HOOD & GUARD GP

SMCS-7267

i01505357

NOTE	REF NO	GRAPHIC REF	PART NUMBER	QTY	PART NAME						SEE PAGE
					1	2	3	4	5	6 (PRODUCT LEVEL)	
	1	1	142-7010	1	PANEL AS-RH						
M		1	8T-5413	2	STUD-WELD (M10X1.5X25-MM OAL)						
	2	1	142-7011	1	PANEL AS-LH						
M		1	8T-5413	2	STUD-WELD (M10X1.5X25-MM OAL)						
	3	1	164-0327	2	PLATE						
	4	1	7X-7729	4	WASHER (11X25X3-MM THK)						
M	5	1	8T-4133	4	NUT (M10X1.5-THD)						

M-METRIC PART



GRAPHIC #1

<END>

g00506980

FRAME AND BODY

230-4182 PANEL GP-SIDE

S/N: BXY1-UP

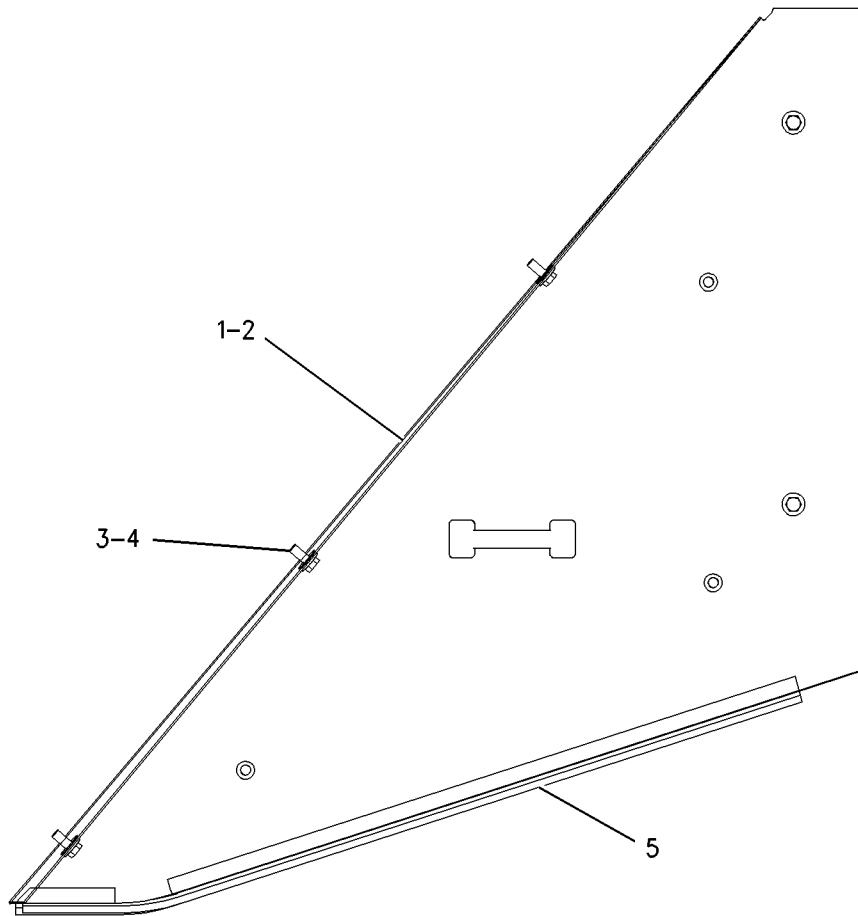
PART OF 225-5432, 284-2735 CHASSIS AR

SMCS-7267

i02136480

NOTE	REF NO	GRAPHIC REF	PART NUMBER	QTY	PART NAME						SEE PAGE
					1	2	3	4	5	6 (PRODUCT LEVEL)	
	1	1	230-4183	1	PANEL AS-RH						
		1	1V-8732	1	HANDLE						
		1	138-6108	3	SPACER (8.7X20X45-MM THK)						
	2	1	230-4186	1	PANEL AS-LH						
		1	1V-8732	1	HANDLE						
		1	138-6108	3	SPACER (8.7X20X45-MM THK)						
	3	1	5P-1076	10	WASHER-HARD (13.5X30X4-MM THK)						
M	4	1	8T-4139	10	BOLT (M12X1.75X30-MM)						
D	5	1	5P-7483		SEAL (2.2M)						

D-ORDER BY THE METER
M-METRIC PART



GRAPHIC #1

<END>

g00998005

FRAME AND BODY

224-4415 PUMP GP-LUBRICATION- AUTOMATIC LUBRICATION SYSTEM

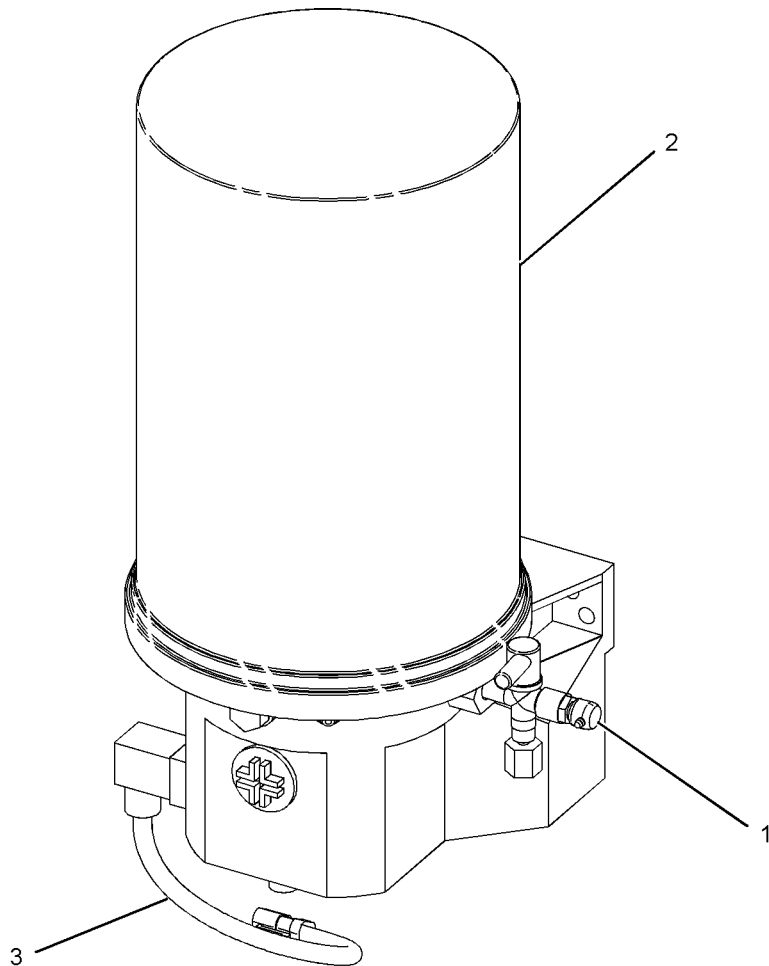
S/N: BXY1-UP

PART OF 224-3955 LINES GP-AUTOMATIC LUBRICATION
AN ATTACHMENT

SMCS-7516, 7540

i02224151

NOTE	REF NO	GRAPHIC REF	PART NUMBER	QTY	PART NAME						SEE PAGE
					1	2	3	4	5	6 (PRODUCT LEVEL)	
	1	1	157-2017	1	VALVE AS-RELIEF (GREASE PRESSURE)						
	2	1	189-8069	1	TANK GP-GREASE						
	3	1	155-2260	1	KIT-CONNECTING PLUG (3-PIN)						



GRAPHIC #1

<END>

g01014171

FRAME AND BODY

275-0702 PUMP GP-LUBRICATION- AUTOMATIC LUBRICATION SYSTEM

S/N: BXY1-UP

PART OF 238-1006 TANK & PUMP GP-LUBRICATION
AN ATTACHMENT

SMCS-7516, 7540

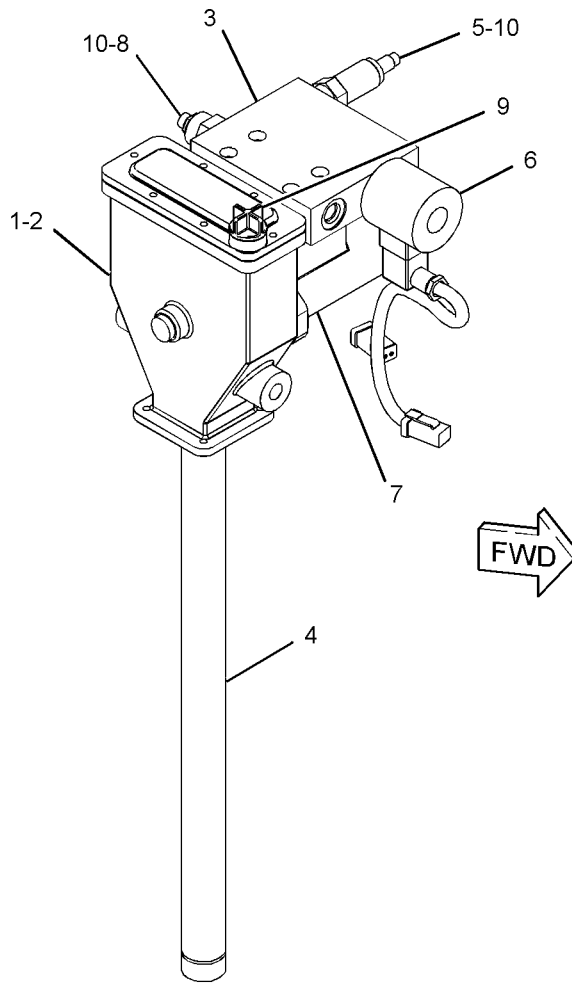
i03317460

NOTE	REF NO	GRAPHIC REF	PART NUMBER	QTY	PART NAME						SEE PAGE
					1	2	3	4	5	6 (PRODUCT LEVEL)	
	1	1	189-4383	1	HOUSING-PUMP						
	2	1	189-4384	1	GASKET						
	3	1	189-4387	1	MANIFOLD						
	4	1	189-4391	1	TUBE						
	5	1	195-8697	1	VALVE AS-PRESSURE REDUCING						
	6	1	241-8538	1	SOLENOID AS						
		1	155-2270	1	KIT-CONNECTING PLUG (2-PIN) (INCLUDES PLUG AS & WEDGE)						
	7	1	275-0701	1	MOTOR-HYDRAULIC						
	8	1	290-2694	1	VALVE-FLOW CONTROL						
	9	1	333-9967	1	GAUGE-OIL LEVEL (DIPSTICK)						
	10	1	2M-9780	2	SEAL-O-RING						
					AVAILABLE REPAIR KIT(S):						
			217-3549	1	KIT-PUMP REPAIR (INCLUDES GASKET, O-RINGS, U-CUPS, WASHER-BACKUPS, RING-BACKUPS, COVER GASKET & MOTOR GASKET)						
			235-8631	1	KIT-REPAIR (MOTOR) (INCLUDES COUNTER WEIGHTS, SCREWS, RETAINING RINGS, CRANK ROD, CRANK ECCENTRIC, BALL BEARING, OUTLET PIN, PLUNGER TUBE, WRIST PIN BUSHINGS, WRIST PIN ANCHOR & O-RING (NITRILE))						

FRAME AND BODY

275-0702 PUMP GP-LUBRICATION (contd.)

i03317460



GRAPHIC #1

<END>

g01705715

FRAME AND BODY

164-4865 SHIELD GP-ENGINE COMPARTMENT

S/N: BXY1-UP

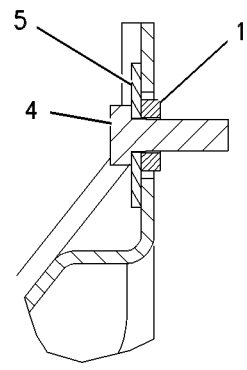
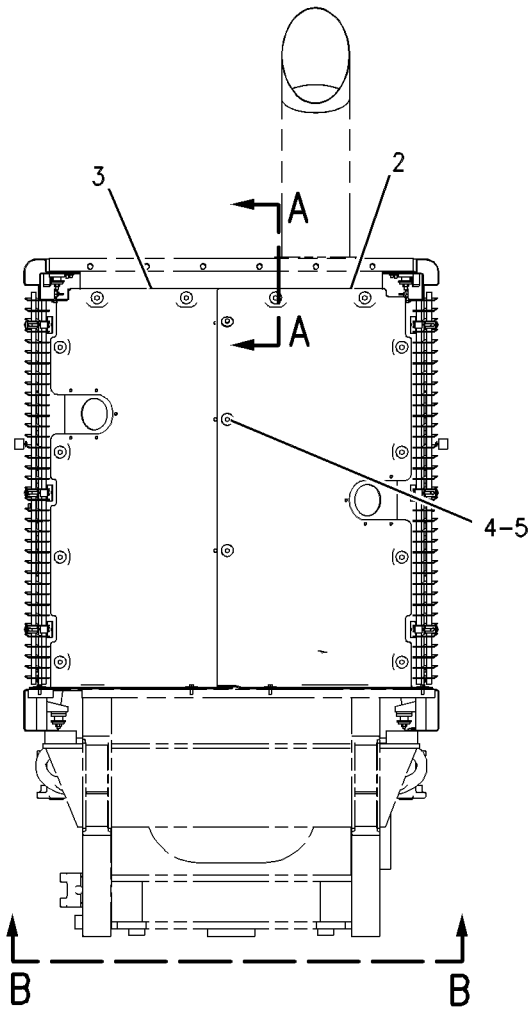
PART OF 225-8337 SUPPRESSION AR-SOUND
AN ATTACHMENT

SMCS-7154, 7263

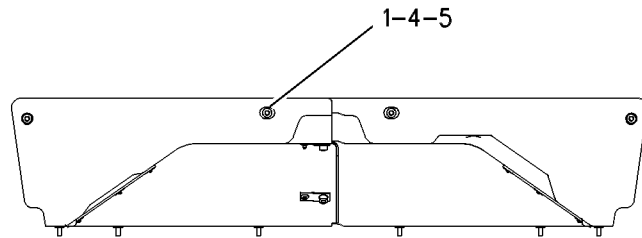
i02387047

NOTE	REF NO	GRAPHIC REF	PART NUMBER	QTY	PART NAME						SEE PAGE
					1	2	3	4	5	6 (PRODUCT LEVEL)	
	1	1	4H-1225	15	WASHER (11X22X6-MM THK)						
	2	1	131-7810	1	SHIELD AS (RH)						
	3	1	131-7811	1	SHIELD AS (LH)						
M		1	9R-2613	1	BOSS-WELD (M10X1.5X25-MM)						
M	4	1	8T-4195	18	BOLT (M10X1.5X30-MM)						
	5	1	8T-4226	18	WASHER-PLATED (10.5X45X3-MM THK)						

M-METRIC PART



SECTION A-A



VIEW B-B

GRAPHIC #1

<END>

g00509542

FRAME AND BODY

164-4866 SHIELD GP-ENGINE COMPARTMENT

S/N: BXY1-UP

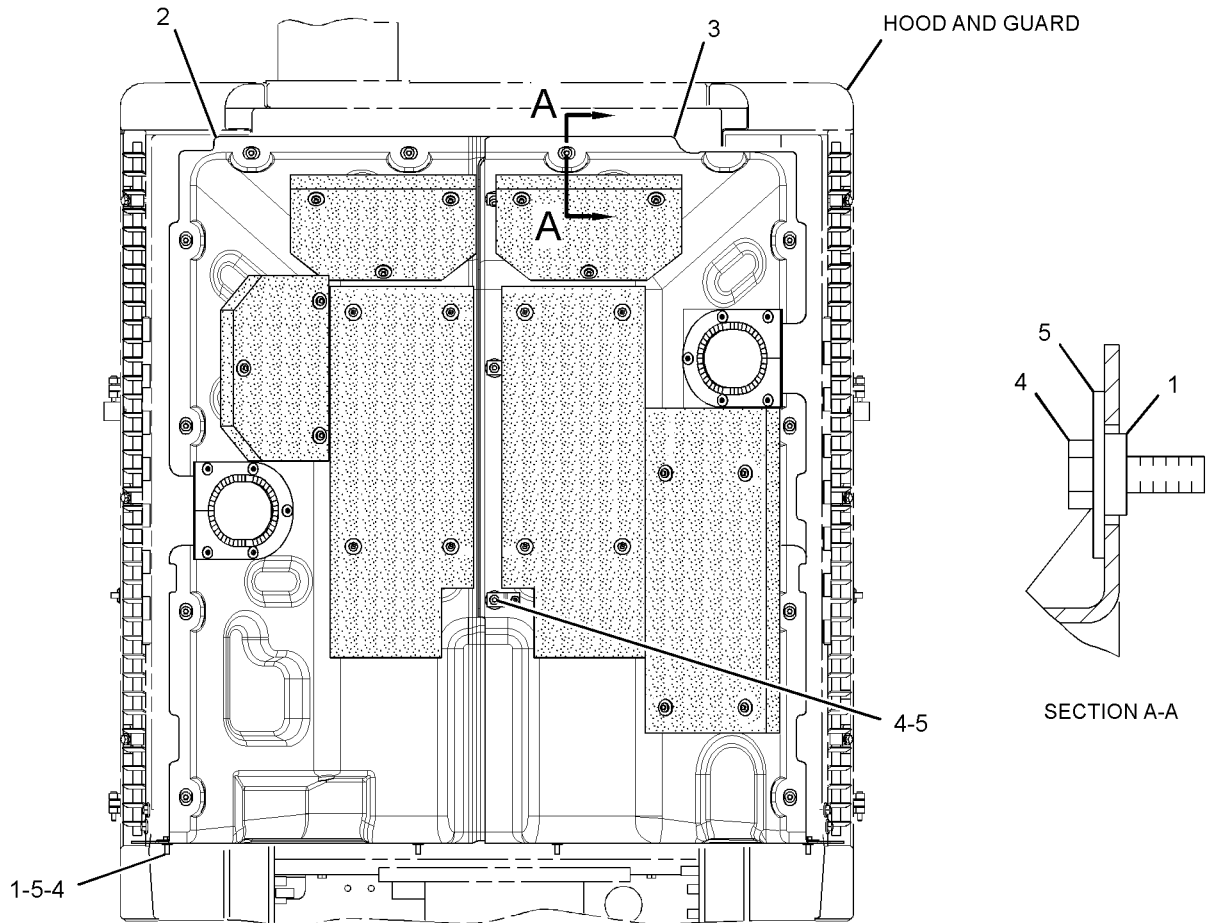
PART OF 225-8338 SUPPRESSION AR-SOUND
AN ATTACHMENT

SMCS-7154, 7263

i02928815

NOTE	REF NO	GRAPHIC REF	PART NUMBER	QTY	PART NAME						SEE PAGE
					1	2	3	4	5	6 (PRODUCT LEVEL)	
	1	1	4H-1225	15	WASHER (11X22X6-MM THK)						
	2	1	164-4817	1	SHIELD AS						
		1	7X-0603	10	WASHER-HARD (9.9X35X2.5-MM THK)						
		1	133-1643	20	SPACER (8.1X13X22.2-MM THK)						
		1	148-8240	10	CLIP						
		1	133-1645	10	WASHER (7.2X19.1X3.1-MM THK)						
		1	183-7228	1	INSULATION						
		1	164-4769	2	INSULATION						
	3	1	164-4831	1	SHIELD AS						
		1	7X-0603	11	WASHER-HARD (9.9X35X2.5-MM THK)						
M		1	9R-2613	1	BOSS-WELD (M10X1.5X25-MM)						
		1	133-1643	22	SPACER (8.1X13X22.2-MM THK)						
		1	148-8240	11	CLIP						
		1	133-1645	11	WASHER (7.2X19.1X3.1-MM THK)						
		1	164-4767	1	INSULATION						
		1	164-4769	1	INSULATION						
		1	183-7228	1	INSULATION						
M	4	1	8T-4195	18	BOLT (M10X1.5X30-MM)						
	5	1	8T-4226	18	WASHER-PLATED (10.5X45X3-MM THK)						

M-METRIC PART



FRONT VIEW

GRAPHIC #1

<END>

g01455260

FRAME AND BODY

134-2554 STEP GP

S/N: BXY1-UP

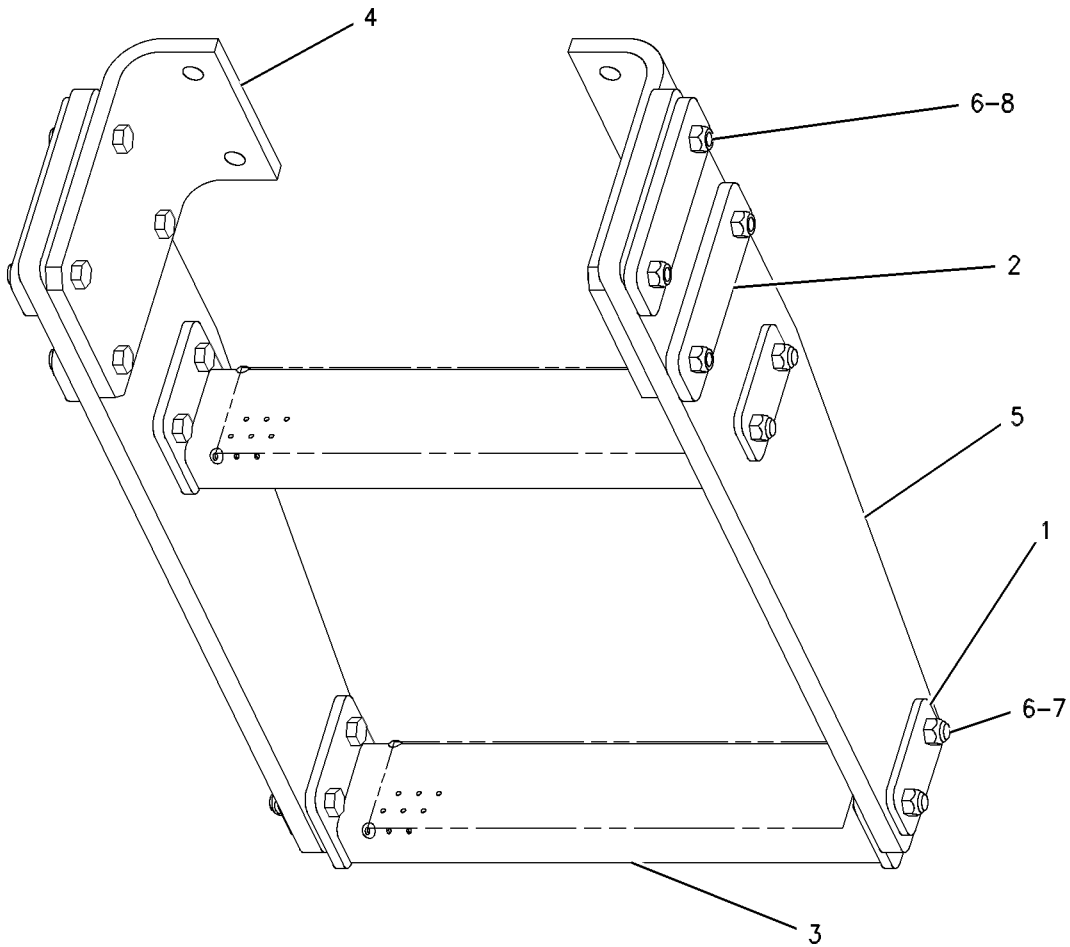
PART OF 114-5133, 170-7313 LADDER GP

SMCS-7254

i01065145

NOTE	REF NO	GRAPHIC REF	PART NUMBER	QTY	PART NAME						SEE PAGE
					1	2	3	4	5	6 (PRODUCT LEVEL)	
	1	1	4V-9803	4	PLATE						
	2	1	112-4558	4	PLATE						
	3	1	134-2552	2	STEP AS						
	4	1	135-5154	2	BRACKET						
	5	1	135-5155	2	SUPPORT-STEP (RUBBER)						
M	6	1	6V-7687	16	LOCKNUT (M12X1.75-THD)						
M	7	1	8T-4184	8	BOLT (M12X1.75X45-MM)						
M	8	1	8T-4194	8	BOLT (M12X1.75X50-MM)						

M-METRIC PART



GRAPHIC #1

<END>

g00554668

FRAME AND BODY

304-5270 SUPPORT GP-FILTER

S/N: RHX1-UP

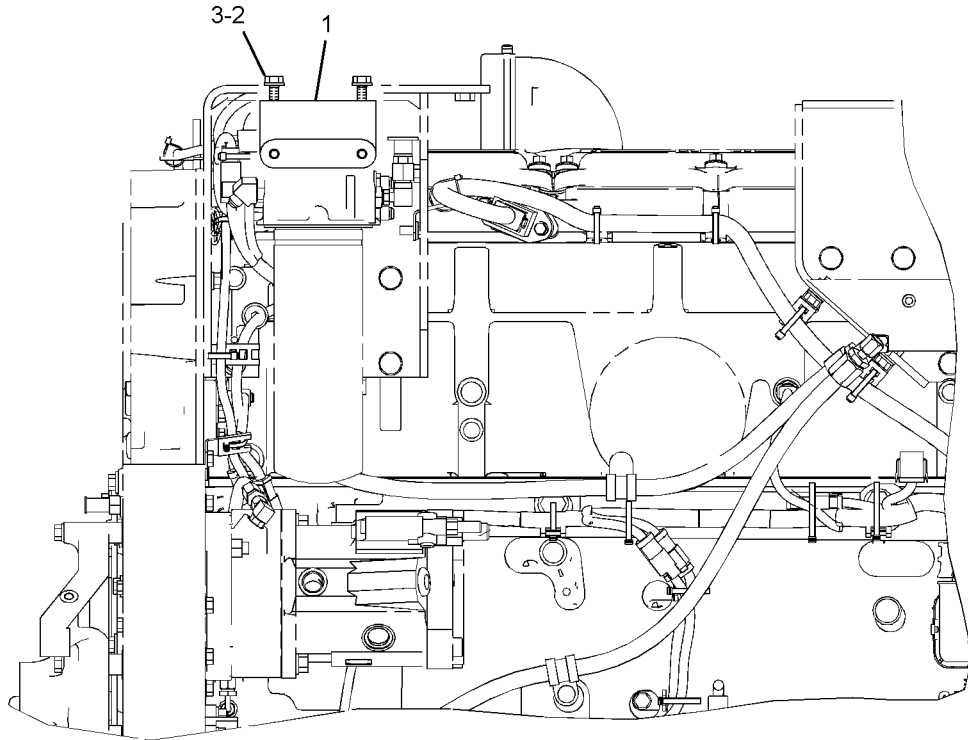
PART OF 281-6452 ENGINE AR-COMplete
AN ATTACHMENT

SMCS-1051, 1261, 3067, 5068

i03075434

NOTE	REF NO	GRAPHIC REF	PART NUMBER	QTY	PART NAME						SEE PAGE
					1	2	3	4	5	6 (PRODUCT LEVEL)	
	1	1	304-5267	1	BRACKET AS						
M		1	8T-3490	4	NUT-WELD (M10X1.5-THD)						
	2	1	6V-5839	2	WASHER (11X21X2.5-MM THK)						
M	3	1	8T-4186	2	BOLT (M10X1.5X40-MM)						

M-METRIC PART



RIGHT SIDE VIEW OF ENGINE

GRAPHIC #1

<END>

g01561893

FRAME AND BODY

225-8337 SUPPRESSION AR-SOUND

S/N: BXY1-UP

CANNOT BE USED WITH 225-8338-PAGE 1166
AN ATTACHMENT

SMCS-7261

i02249329

NOTE	PART NUMBER	QTY	PART NAME						SEE PAGE
			1	2	3	4	5	6 (PRODUCT LEVEL)	
Y	164-4865	1	SHIELD GP-ENGINE COMPARTMENT						1162
Y-SEPARATE ILLUSTRATION									

<END>

225-8338 SUPPRESSION AR-SOUND

S/N: BXY1-UP

CANNOT BE USED WITH 225-8337-PAGE 1166, 150-1541-PAGE 938
AN ATTACHMENT

SMCS-7261

i03785309

NOTE	PART NUMBER	QTY	PART NAME						SEE PAGE
			1	2	3	4	5	6 (PRODUCT LEVEL)	
Y	150-1541	1	GUARD GP-CRANKCASE						938
Y	185-1933	1	PANEL GP-SOUND SUPPRESSION (ENGINE OIL PAN)						113
Y	164-4866	1	SHIELD GP-ENGINE COMPARTMENT						1163
Y	226-9798	1	SUPPRESSION GP-SOUND (HOOD)						1167
Y	231-2036	1	SUPPRESSION GP-SOUND (BOTTOM GUARDS)						1169
	205-3239	1	FILM (EXTERIOR SOUND)						
Y-SEPARATE ILLUSTRATION									

<END>

FRAME AND BODY

226-9798 SUPPRESSION GP-SOUND-HOOD

S/N: BXY1-UP

PART OF 225-8338 SUPPRESSION AR-SOUND
AN ATTACHMENT

SMCS-7076, 7261

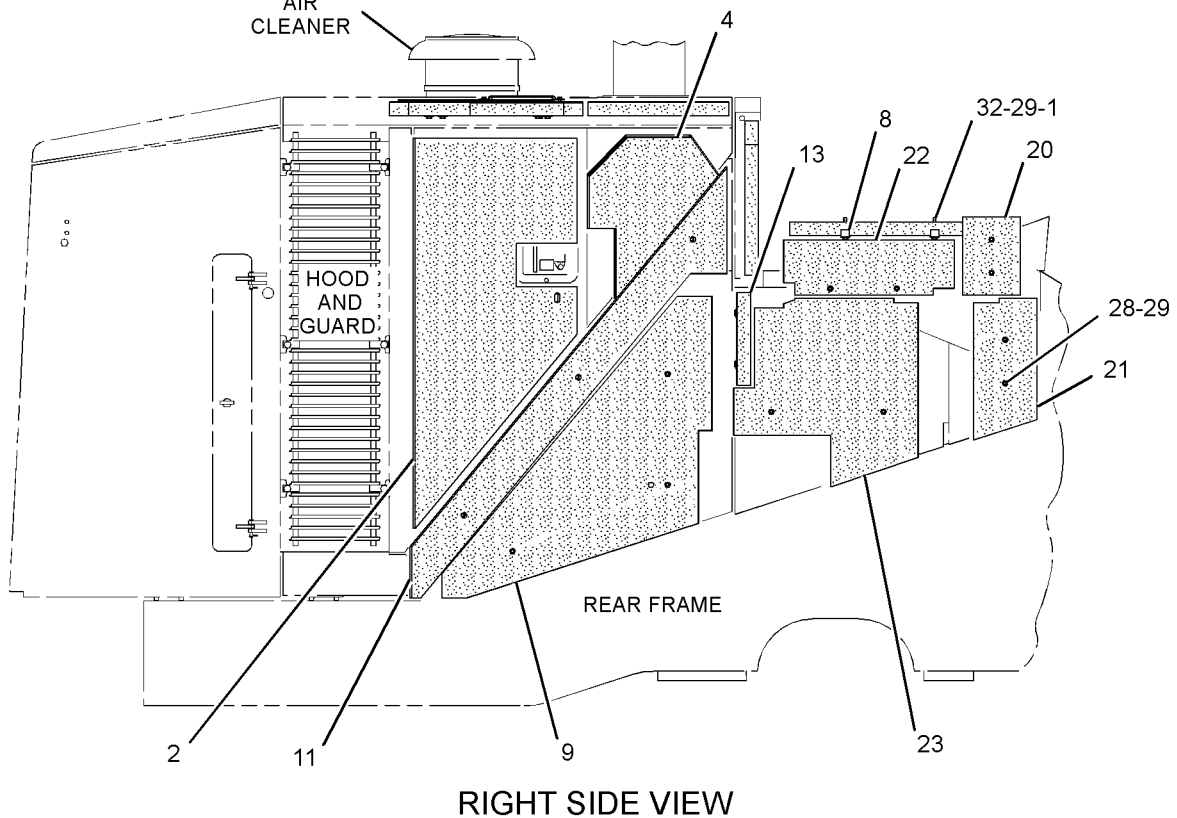
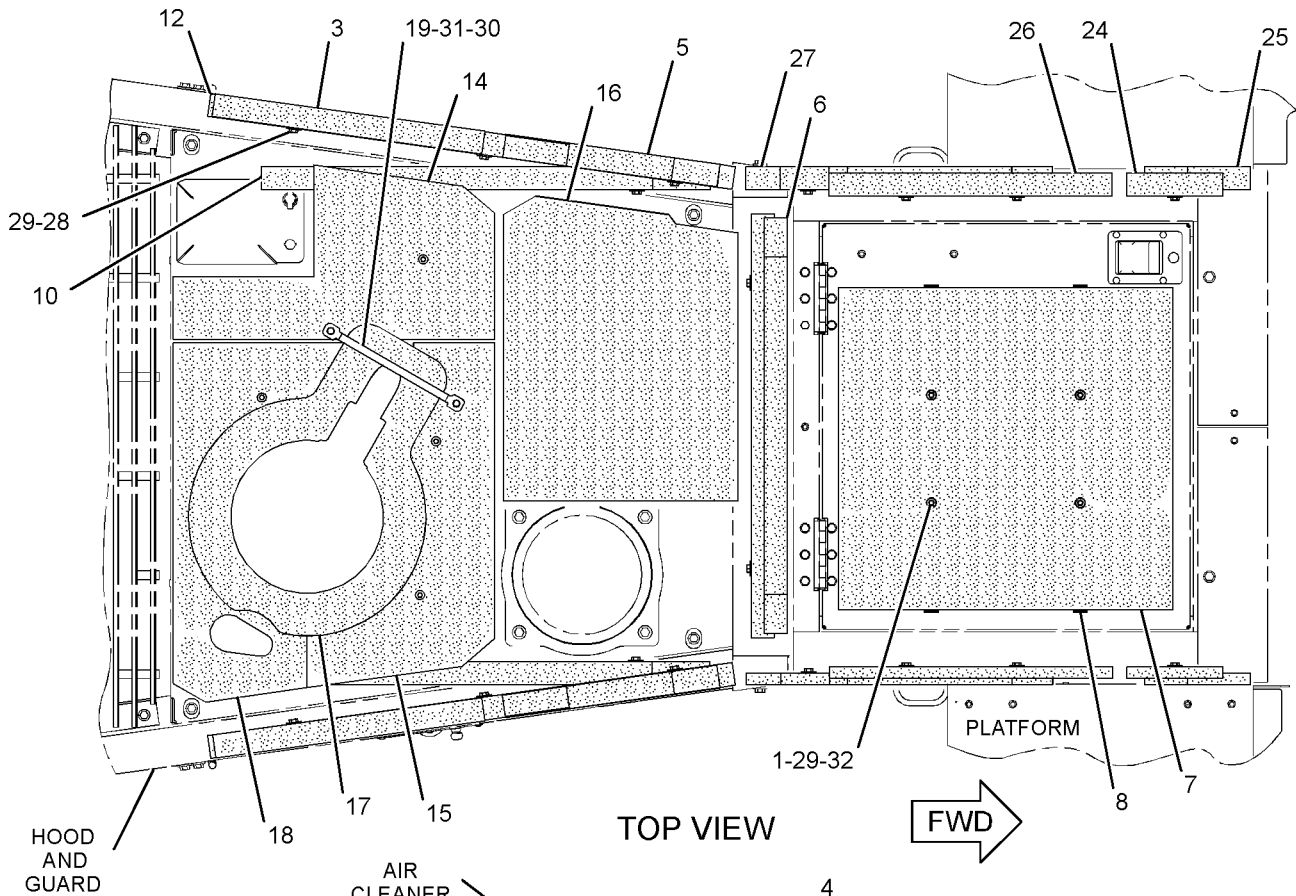
i03438743

NOTE	REF NO	GRAPHIC REF	PART NUMBER	QTY	PART NAME						SEE PAGE
					1	2	3	4	5	6 (PRODUCT LEVEL)	
	1	1	20-3691	4	SPACER (12.44X22X48.2-MM THK)						
	2	1	163-4797	1	INSULATION-RH						
	3	1	163-4798	1	INSULATION-LH						
	4	1	163-7902	1	INSULATION-RH						
	5	1	163-7903	1	INSULATION-LH						
	6	1	163-7908	1	INSULATION						
	7	1	183-7535	1	INSULATION						
	8	1	183-7540	2	BRACKET						
	9	1	183-9409	1	INSULATION						
	10	1	183-9411	1	INSULATION						
	11	1	183-9412	1	INSULATION						
	12	1	183-9413	1	INSULATION						
	13	1	183-9414	1	INSULATION						
	14	1	226-9799	1	INSULATION						
	15	1	226-9801	1	INSULATION						
	16	1	226-9802	1	INSULATION						
	17	1	227-0091	1	BAFFLE						
	18	1	233-6358	1	INSULATION						
	19	1	251-6192	1	STRIP						
	20	1	323-3533	1	INSULATION						
	21	1	323-3534	1	INSULATION						
	22	1	323-3535	1	INSULATION						
	23	1	323-3536	1	INSULATION						
	24	1	323-3537	1	INSULATION						
	25	1	323-3538	1	INSULATION						
	26	1	323-3539	1	INSULATION						
	27	1	323-3540	1	INSULATION						
M	28	1	8T-4137	36	BOLT (M10X1.5X20-MM)						
	29	1	8T-4222	40	WASHER-PLATED (11X32X2.5-MM THK)						
	30	1	8T-4224	2	WASHER-HARD (8.8X16X2-MM THK)						
M	31	1	8T-4908	2	BOLT (M8X1.25X25-MM)						
M	32	1	8T-5005	4	BOLT (M10X1.5X70-MM)						
M-METRIC PART											

FRAME AND BODY

226-9798 SUPPRESSION GP-SOUND (contd.)

i03438743



GRAPHIC #1

<END>

g01627689

FRAME AND BODY

231-2036 SUPPRESSION GP-SOUND-BOTTOM GUARDS

S/N: BXY1-771

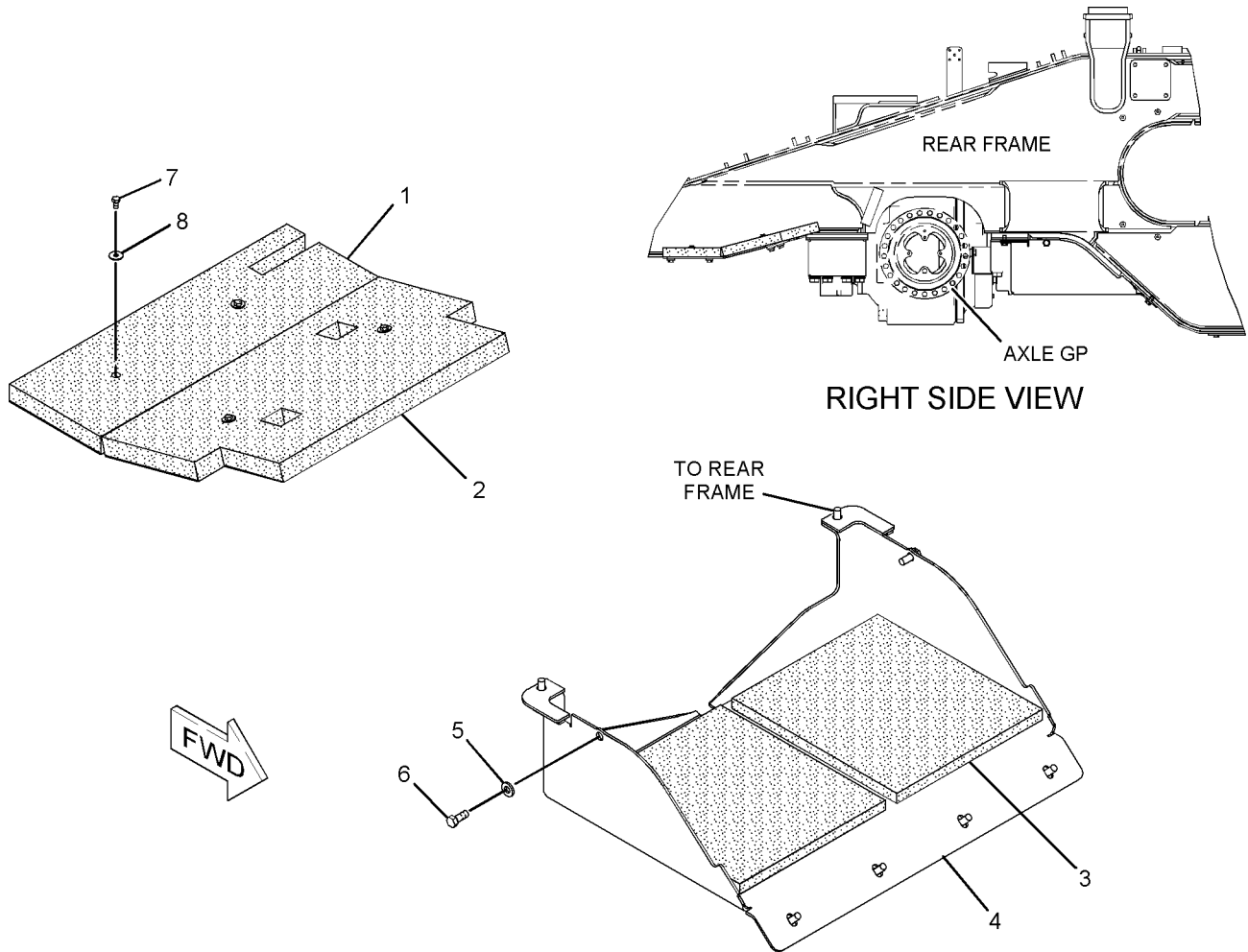
PART OF 225-8338 SUPPRESSION AR-SOUND
AN ATTACHMENT

SMCS-7076, 7261

i02136591

NOTE	REF NO	GRAPHIC REF	PART NUMBER	QTY	PART NAME						SEE PAGE
					1	2	3	4	5	6 (PRODUCT LEVEL)	
	1	1	183-9415	1	INSULATION						
	2	1	183-9416	1	INSULATION						
	3	1	208-7948	2	INSULATION						
	4	1	231-2037	1	GUARD AS						
	5	1	7X-0515	8	WASHER-HARD (17X35X5-MM THK)						
M	6	1	7X-2553	8	BOLT (M16X2X40-MM)						
M	7	1	8T-4137	4	BOLT (M10X1.5X20-MM)						
	8	1	8T-4222	4	WASHER-PLATED (11X32X2.5-MM THK)						

M-METRIC PART



GRAPHIC #1

<END>

g01086121

FRAME AND BODY

231-2036 SUPPRESSION GP-SOUND-BOTTOM GUARDS

S/N: BXY772-UP

PART OF 225-8338 SUPPRESSION AR-SOUND
AN ATTACHMENT

SMCS-7076, 7261

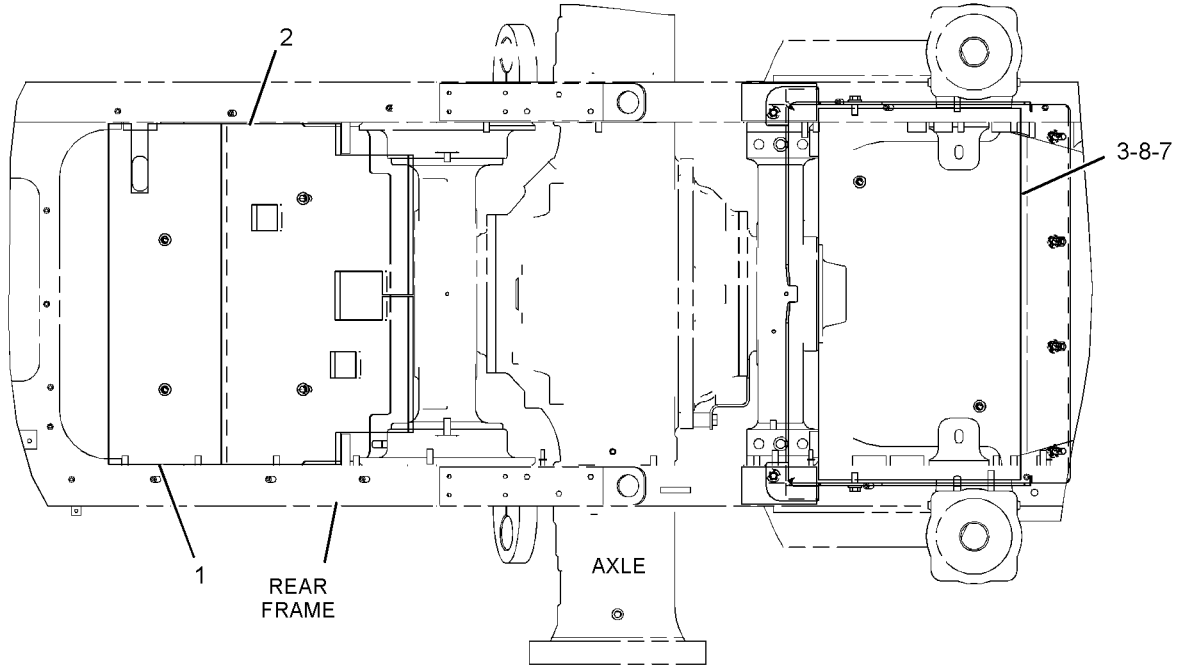
i02741365

NOTE	REF NO	GRAPHIC REF	PART NUMBER	QTY	PART NAME						SEE PAGE
					1	2	3	4	5	6 (PRODUCT LEVEL)	
	1	1	183-9415	1	INSULATION						
	2	1	183-9416	1	INSULATION						
C	3	1	286-1755	1	INSULATION						
C	4	1	286-2486	1	GUARD AS						
	5	1	7X-0515	8	WASHER-HARD (17X35X5-MM THK)						
M	6	1	7X-2553	8	BOLT (M16X2X40-MM)						
CM	7	1	8T-4137	6	BOLT (M10X1.5X20-MM)						
C	8	1	8T-4222	6	WASHER-PLATED (11X32X2.5-MM THK)						
C-CHANGE FROM PREVIOUS TYPE											
M-METRIC PART											

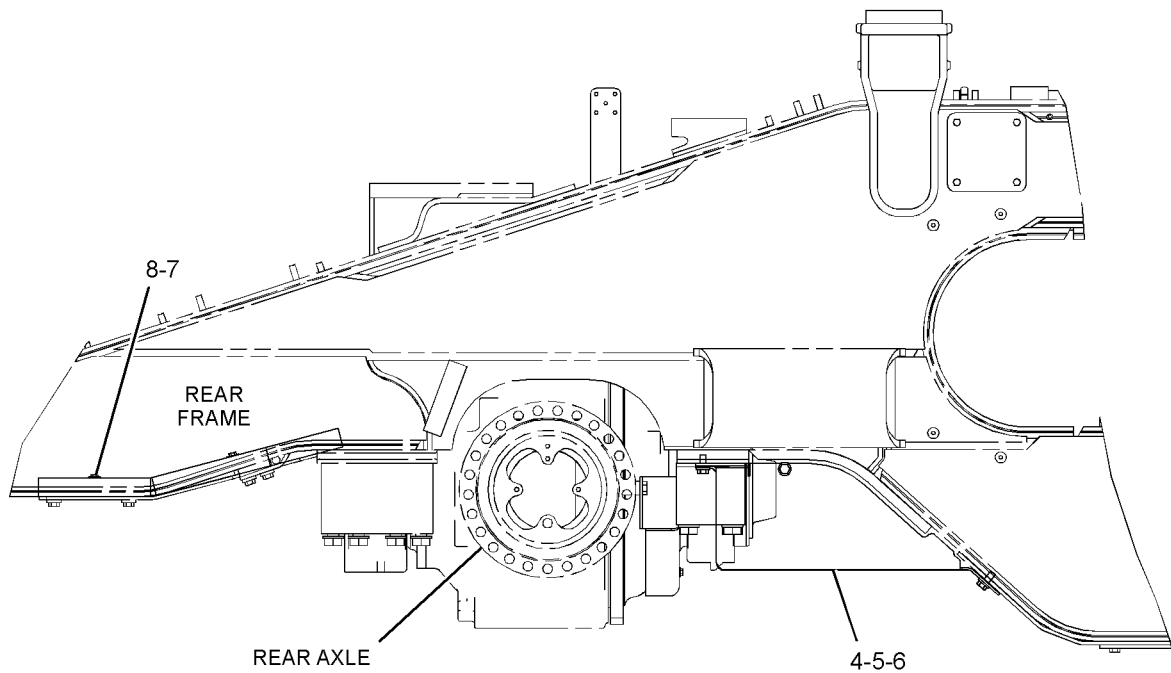
FRAME AND BODY

231-2036 SUPPRESSION GP-SOUND (contd.)

i02741365



TOP VIEW



RIGHT SIDE VIEW

GRAPHIC #1

<END>

g01230407

FRAME AND BODY

238-1006 TANK & PUMP GP-LUBRICATION

S/N: BXY1-UP

PART OF 259-2441 LINES GP-AUTOMATIC LUBRICATION
AN ATTACHMENT

SMCS-7516, 7540

i02395651

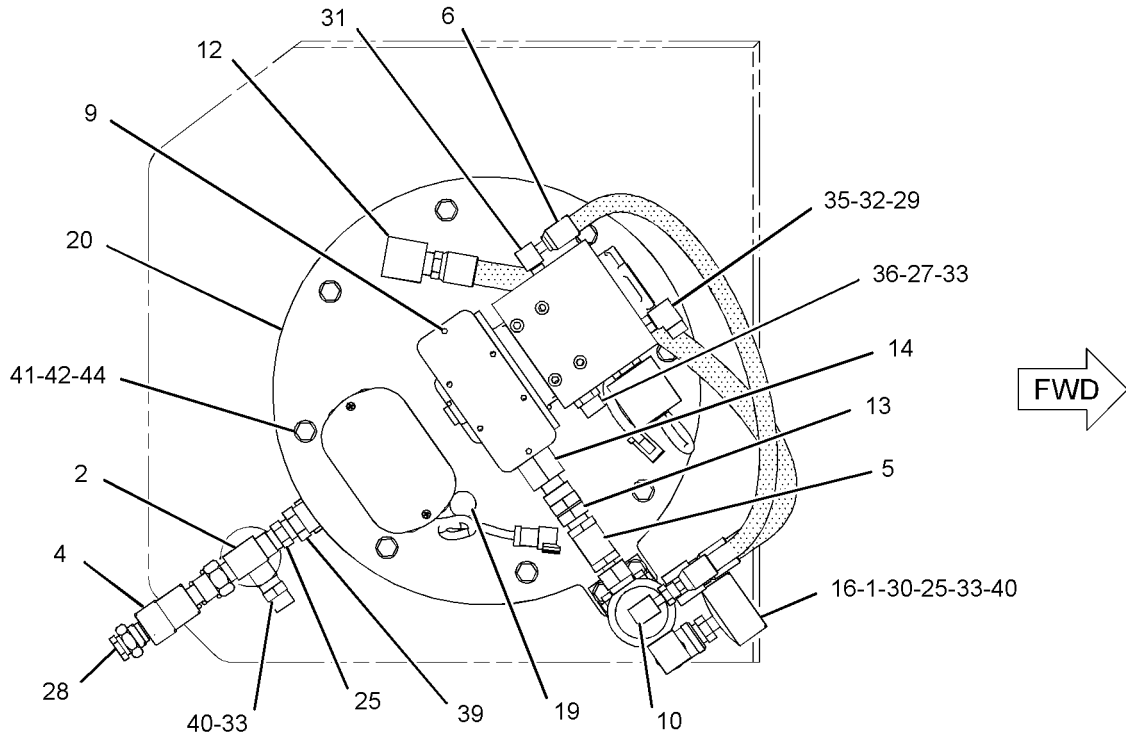
NOTE	REF NO	GRAPHIC REF	PART NUMBER	QTY	PART NAME						SEE PAGE
					1	2	3	4	5	6 (PRODUCT LEVEL)	
	1	1	1Y-0413	1	TEE						
	2	1	5L-5502	1	FITTING						
	3	1	272-5068	1	TANK						
	4	1	189-1858	1	COUPLER AS						
	5	1	189-4393	1	ADAPTER-UNION						
	6	1	189-4394	1	HOSE AS						
	7	1	189-4395	1	HOSE AS						
	8	1	197-1563	1	VALVE AS-VENT						
	9	1	189-4398	1	GASKET						
	10	1	189-4401	1	ELBOW						
	11	1	189-4402	1	ADAPTER-PIPE						
	12	1	189-4404	1	FITTING						
	13	1	189-4407	1	VALVE GP-CHECK (LUBRICATION PUMP)						
	14	1	189-4408	1	ADAPTER-PIPE						
	15	1	189-4409	2	BRACKET						
	16	1	228-0755	1	GAUGE-PRESSURE						
	17	1	6G-4195	1	SWITCH AS-LIMIT (GREASE LOW LEVEL)						
		1	3L-8187	3	LOCKWASHER						
		1	6V-8373	3	SCREW-MACHINE (6-32X0.187-IN)						
	18	1	235-5316	1	HOUSING AS						
		1	7K-3436	2	SCREW-LOCK (8-32X0.5-IN)						
	19	1	240-9687	1	BREATHER (GREASE TANK)						
	20	1	276-5726	1	COVER						
	21	1	240-9689	1	GASKET						
	22	1	240-9690	1	GASKET						
Y	23	1	275-0702	1	PUMP GP-LUBRICATION (AUTOMATIC LUBRICATION SYSTEM)						1160
	24	1	002-6453	1	ELBOW						
	25	1	002-6454	2	NIPPLE-PIPE						
	26	1	032-3506	1	ADAPTER-PIPE						
	27	1	3J-1907	1	SEAL-O-RING						
	28	1	3J-5389	1	PLUG						
	29	1	3J-7354	1	SEAL-O-RING						
	30	1	6B-5072	1	BUSHING-REDUCING						
	31	1	6K-1972	1	ELBOW-FLARED						
	32	1	6V-8397	1	SEAL-O-RING						
	33	1	6V-8398	3	SEAL-O-RING						
M	34	1	6V-2316	2	BOLT (M8X1.25X12-MM)						
	35	1	6V-9200	1	ELBOW						
	36	1	6V-9873	1	CONNECTOR						
	37	1	7K-3436	4	SCREW-LOCK (8-32X0.5-IN)						
	38	1	7T-7388	4	GUIDE						
	39	1	8B-2664	1	BUSHING-REDUCER						
	40	1	8C-6872	2	CONNECTOR						
	41	1	8T-4121	12	WASHER-HARD (11X21X2.5-MM THK)						
M	42	1	8T-4133	12	NUT (M10X1.5-THD)						
M	43	1	8T-4137	4	BOLT (M10X1.5X20-MM)						
M	44	1	8T-4195	6	BOLT (M10X1.5X30-MM)						
M	45	1	8T-6466	2	BOLT (M10X1.5X60-MM)						
	46	1	8T-4224	2	WASHER-HARD (8.8X16X2-MM THK)						

M-METRIC PART
Y-SEPARATE ILLUSTRATION

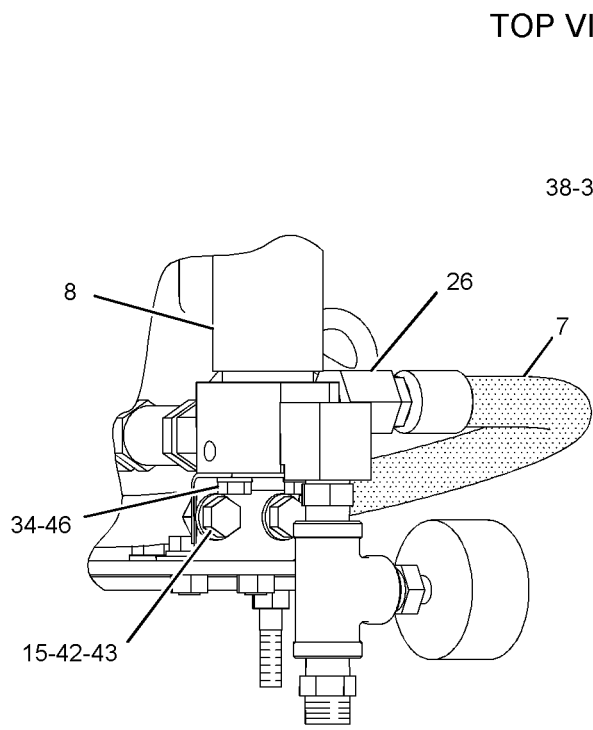
FRAME AND BODY

238-1006 TANK & PUMP GP-LUBRICATION (contd.)

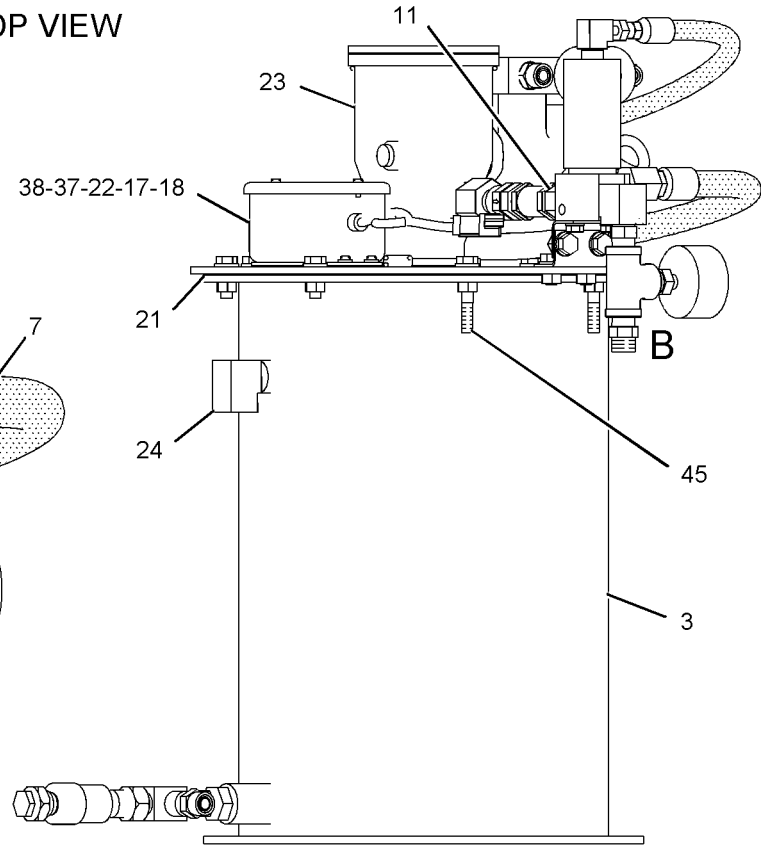
i02395651



TOP VIEW



VIEW OF AREA B



RIGHT SIDE VIEW

GRAPHIC #1

<END>

g01088589

FRAME AND BODY

238-1006 TANK & PUMP GP-LUBRICATION

S/N: BXY1-2809

PART OF 259-2441, 272-5090 LINES GP-AUTOMATIC LUBRICATION
AN ATTACHMENT

SMCS-7516, 7540

i02967561

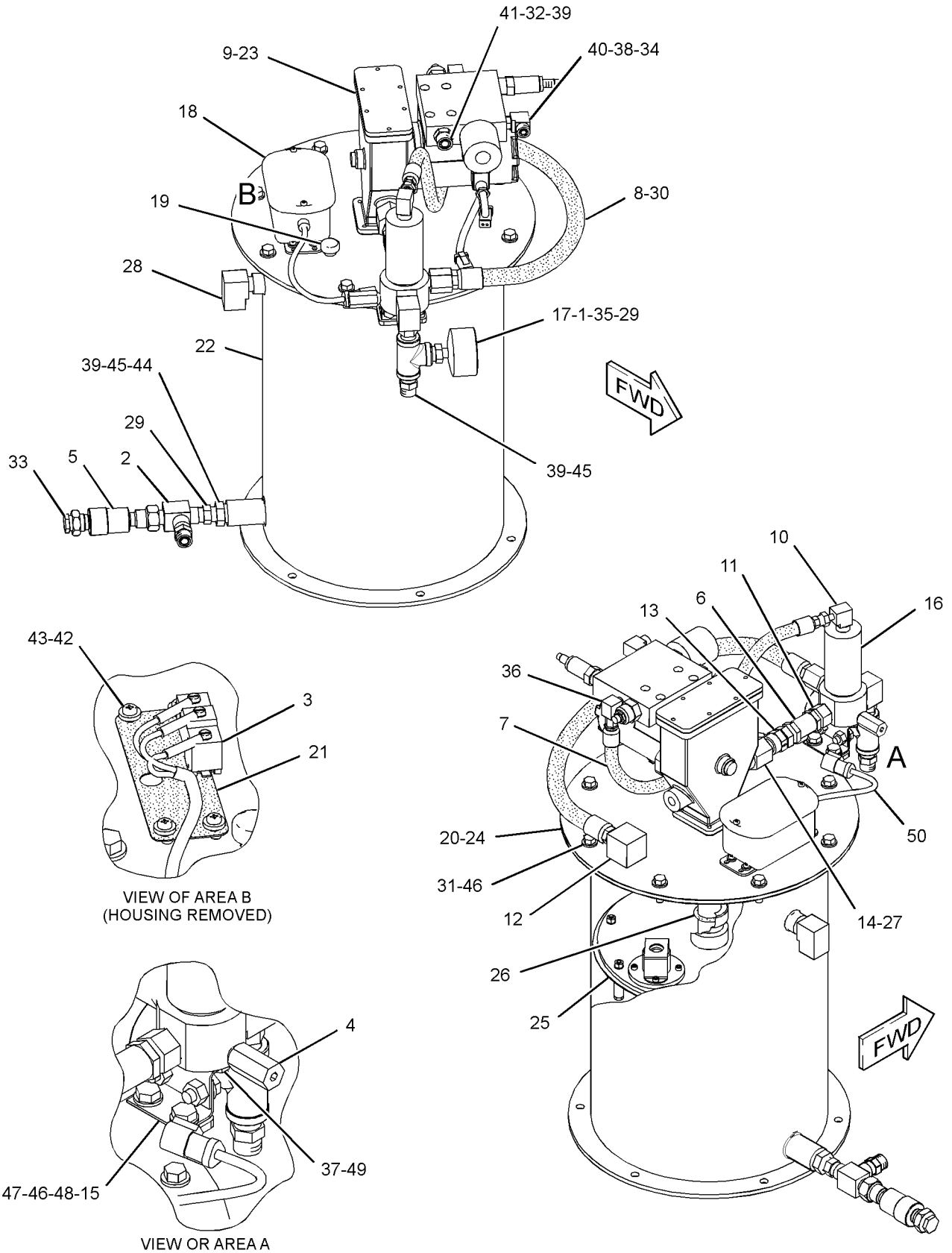
NOTE	REF NO	GRAPHIC REF	PART NUMBER	QTY	PART NAME						SEE PAGE
					1	2	3	4	5	6 (PRODUCT LEVEL)	
	1	1	1Y-0413	1	TEE						
	2	1	5L-5502	1	FITTING						
	3	1	6G-4195	1	SWITCH AS-LIMIT (GREASE LOW LEVEL)						
		1	3L-8187	3	LOCKWASHER						
		1	6V-8373	3	SCREW-MACHINE (6-32X0.187-IN)						
C	4	1	8X-2323	1	UNLOADER						
	5	1	189-1858	1	COUPLER AS						
	6	1	189-4393	1	ADAPTER-UNION						
	7	1	189-4394	1	HOSE AS						
	8	1	189-4395	1	HOSE AS						
	9	1	189-4398	1	GASKET						
	10	1	189-4401	1	ELBOW						
	11	1	189-4402	1	ADAPTER-PIPE						
	12	1	189-4404	1	FITTING						
	13	1	189-4407	1	VALVE GP-CHECK (LUBRICATION PUMP)						
	14	1	189-4408	1	ADAPTER-PIPE						
	15	1	189-4409	2	BRACKET						
	16	1	197-1563	1	VALVE AS-VENT						
	17	1	228-0755	1	GAUGE-PRESSURE						
	18	1	235-5316	1	HOUSING AS						
		1	7K-3436	2	SCREW-LOCK (8-32X0.5-IN)						
	19	1	240-9687	1	BREATHER (GREASE TANK)						
	20	1	240-9689	1	GASKET						
	21	1	240-9690	1	GASKET						
	22	1	272-5068	1	TANK						
Y	23	1	275-0702	1	PUMP GP-LUBRICATION (AUTOMATIC LUBRICATION SYSTEM)						1160
	24	1	276-5726	1	COVER						
C	25	1	290-2682	1	SEAL-WIPER						
C	26	1	290-2685	1	SEAL-O-RING						
C	27	1	290-2688	1	GASKET						
	28	1	002-6453	1	ELBOW						
	29	1	002-6454	2	NIPPLE-PIPE						
	30	1	032-3506	1	ADAPTER-PIPE						
C	31	1	0S-1588	8	BOLT (3/8-16X1.25-IN)						
	32	1	3J-1907	1	SEAL-O-RING						
	33	1	3J-5389	1	PLUG						
	34	1	3J-7354	1	SEAL-O-RING						
	35	1	6B-5072	1	BUSHING-REDUCING						
	36	1	6K-1972	1	ELBOW-FLARED						
M	37	1	6V-2316	2	BOLT (M8X1.25X12-MM)						
	38	1	6V-8397	1	SEAL-O-RING						
	39	1	6V-8398	3	SEAL-O-RING						
	40	1	6V-9200	1	ELBOW						
	41	1	6V-9873	1	CONNECTOR						
	42	1	7K-3436	4	SCREW-LOCK (8-32X0.5-IN)						
	43	1	7T-7388	4	GUIDE						
	44	1	8B-2664	1	BUSHING-REDUCER						
	45	1	8C-6872	2	CONNECTOR						
	46	1	8T-4121	12	WASHER-HARD (11X21X2.5-MM THK)						
CM	47	1	8T-4133	4	NUT (M10X1.5-THD)						
M	48	1	8T-4137	4	BOLT (M10X1.5X20-MM)						
	49	1	8T-4224	2	WASHER-HARD (8.8X16X2-MM THK)						
	50	1	304-5755	1	CABLE AS						

FRAME AND BODY

238-1006 TANK & PUMP GP-LUBRICATION (contd.)

i02967561

C-CHANGE FROM PREVIOUS TYPE
M-METRIC PART
Y-SEPARATE ILLUSTRATION



GRAPHIC #1

<END>

g01500013

FRAME AND BODY

238-1006 TANK & PUMP GP-LUBRICATION

S/N: BXY2810-UP

PART OF 272-5090, 349-4487 LINES GP-AUTOMATIC LUBRICATION
AN ATTACHMENT

SMCS-7516, 7540

i03489820

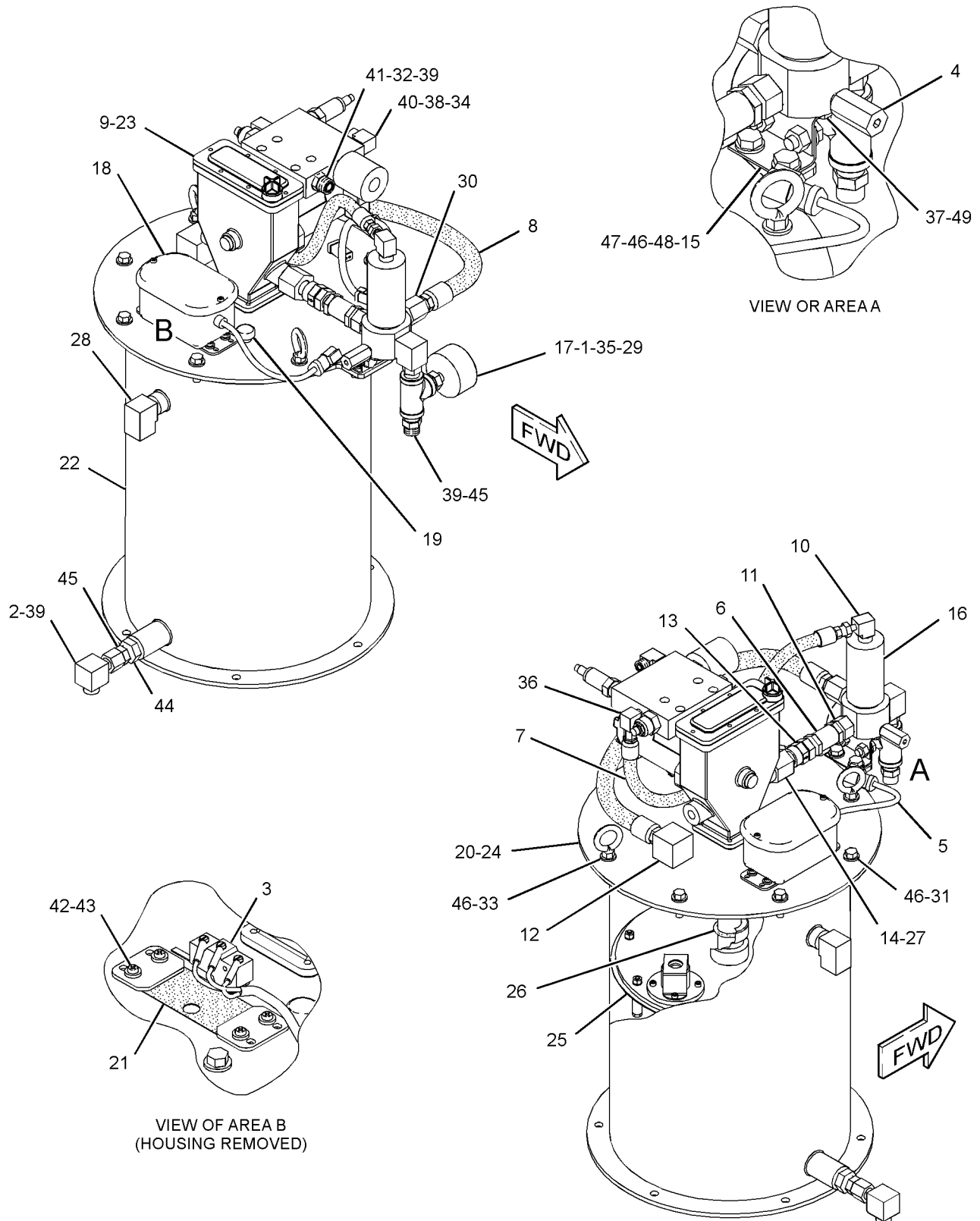
NOTE	REF NO	GRAPHIC REF	PART NUMBER	QTY	PART NAME						SEE PAGE
					1	2	3	4	5	6 (PRODUCT LEVEL)	
	1	1	1Y-0413	1	TEE						
C	2	1	6V-9851	1	ELBOW						
	3	1	6G-4195	1	SWITCH AS-LIMIT (GREASE LOW LEVEL)						
		1	3L-8187	3	LOCKWASHER						
		1	6V-8373	3	SCREW-MACHINE (6-32X0.187-IN)						
	4	1	8X-2323	1	UNLOADER						
	5	1	304-5755	1	CABLE AS						
	6	1	189-4393	1	ADAPTER-UNION						
	7	1	189-4394	1	HOSE AS						
	8	1	189-4395	1	HOSE AS						
	9	1	189-4398	1	GASKET						
	10	1	189-4401	1	ELBOW						
	11	1	189-4402	1	ADAPTER-PIPE						
	12	1	189-4404	1	FITTING						
	13	1	189-4407	1	VALVE GP-CHECK (LUBRICATION PUMP)						
	14	1	189-4408	1	ADAPTER-PIPE						
	15	1	189-4409	2	BRACKET						
	16	1	197-1563	1	VALVE AS-VENT						
	17	1	228-0755	1	GAUGE-PRESSURE (GREASE TANK)						
	18	1	235-5316	1	HOUSING AS						
		1	7K-3436	2	SCREW-LOCK (8-32X0.5-IN)						
	19	1	240-9687	1	BREATHER (GREASE TANK)						
	20	1	240-9689	1	GASKET						
	21	1	240-9690	1	GASKET						
	22	1	272-5068	1	TANK						
Y	23	1	275-0702	1	PUMP GP-LUBRICATION (AUTOMATIC LUBRICATION SYSTEM)						1160
	24	1	276-5726	1	COVER						
	25	1	290-2682	1	SEAL-WIPER						
	26	1	290-2685	1	SEAL-O-RING						
	27	1	290-2688	1	GASKET						
	28	1	002-6453	1	ELBOW						
C	29	1	002-6454	1	NIPPLE-PIPE						
	30	1	032-3506	1	ADAPTER-PIPE						
C	31	1	0S-1588	6	BOLT (3/8-16X1.25-IN)						
	32	1	3J-1907	1	SEAL-O-RING						
C	33	1	9S-8752	2	NUT-FULL (3/8-16-THD)						
	34	1	3J-7354	1	SEAL-O-RING						
	35	1	6B-5072	1	BUSHING-REDUCING						
	36	1	6K-1972	1	ELBOW-FLARED						
M	37	1	6V-2316	2	BOLT (M8X1.25X12-MM)						
	38	1	6V-8397	1	SEAL-O-RING						
C	39	1	6V-8398	4	SEAL-O-RING						
	40	1	6V-9200	1	ELBOW						
	41	1	6V-9873	1	CONNECTOR						
	42	1	7K-3436	4	SCREW-LOCK (8-32X0.5-IN)						
	43	1	7T-7388	4	GUIDE						
	44	1	8B-2664	1	BUSHING-REDUCER						
	45	1	8C-6872	2	CONNECTOR						
	46	1	8T-4121	12	WASHER-HARD (11X21X2.5-MM THK)						
M	47	1	8T-4133	4	NUT (M10X1.5-THD)						
M	48	1	8T-4137	4	BOLT (M10X1.5X20-MM)						
	49	1	8T-4224	2	WASHER-HARD (8.8X16X2-MM THK)						

FRAME AND BODY

238-1006 TANK & PUMP GP-LUBRICATION (contd.)

i03489820

C-CHANGE FROM PREVIOUS TYPE
M-METRIC PART
Y-SEPARATE ILLUSTRATION



GRAPHIC #1

<END>

g01852573

FRAME AND BODY

224-3954 VALVE & LINES GP-LUBRICATION- STEERING CYLINDERS, AXLE TRUNNIONS

S/N: BXY1-UP

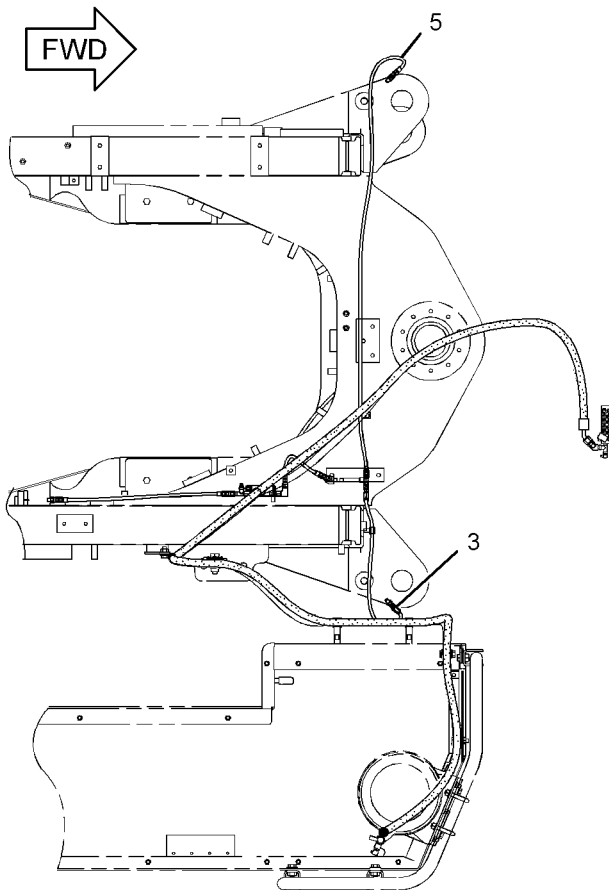
PART OF 224-3955 LINES GP-AUTOMATIC LUBRICATION
AN ATTACHMENT

SMCS-7540

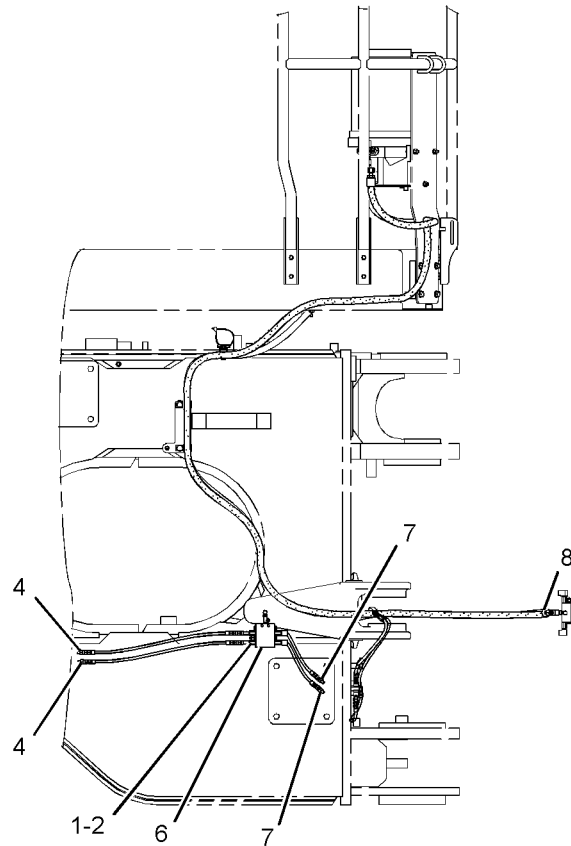
i03714709

NOTE	REF NO	GRAPHIC REF	PART NUMBER	QTY	PART NAME						SEE PAGE
					1	2	3	4	5	6 (PRODUCT LEVEL)	
	1	1	3B-8489	2	FITTING-GREASE						
	2	1	5P-3422	2	TEE-PIPE						
	3	1	189-7543	1	HOSE AS						
	4	1	189-7546	2	HOSE AS						
	5	1	189-7554	1	HOSE AS						
Y	6	1	224-3951	1	VALVE GP-LUBE DISTRIBUTION (8-INJECTOR)						1267
	7	1	224-3957	2	HOSE AS						
I	8	1	340-6776	1	HOSE AS						

I-REFER TO HYDRAULIC INFORMATION SYSTEM
Y-SEPARATE ILLUSTRATION



TOP VIEW



RIGHT SIDE VIEW

GRAPHIC #1

<END>

g02064374

FRAME AND BODY

224-4328 VALVE & LINES GP-LUBRICATION- HITCH, TILT, STEERING CYLINDERS

S/N: BXY1-UP

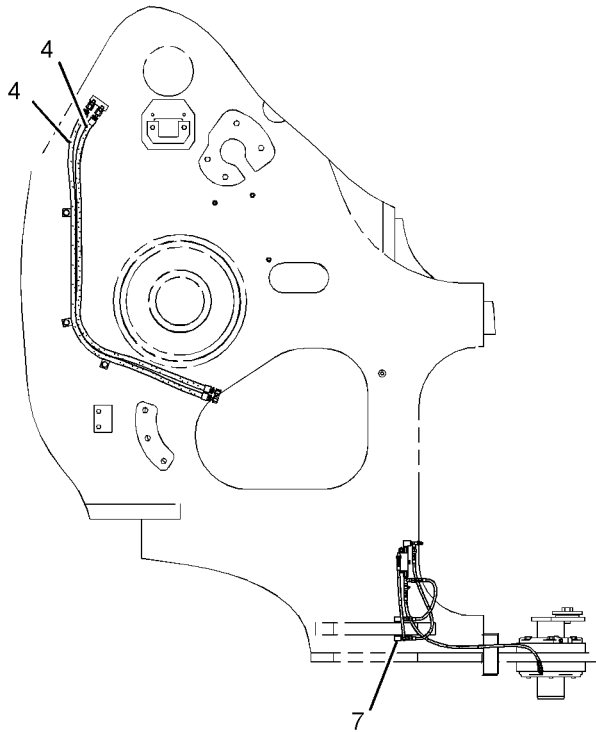
PART OF 224-4057 LINES GP-AUTOMATIC LUBRICATION
AN ATTACHMENT

SMCS-7540

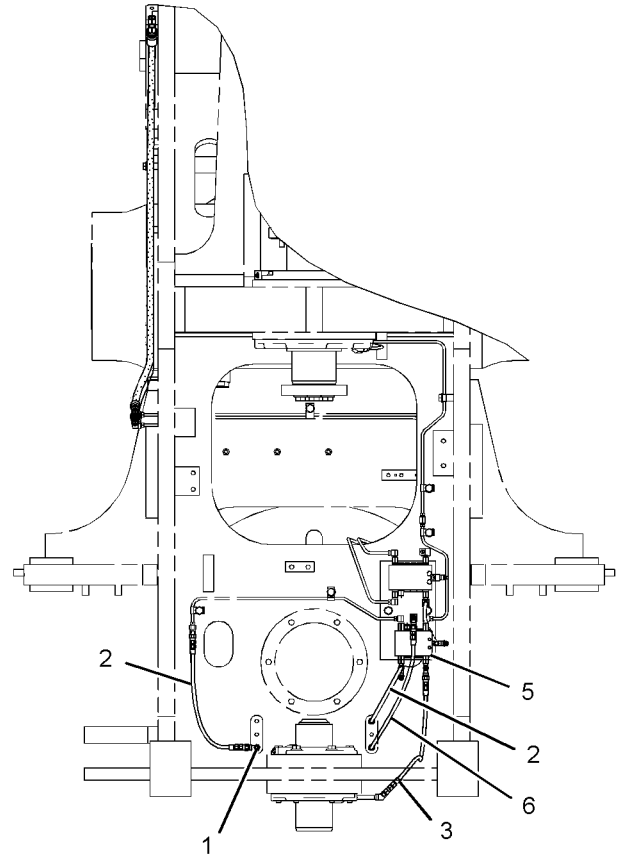
i03714707

NOTE	REF NO	GRAPHIC REF	PART NUMBER	QTY	PART NAME						SEE PAGE
					1	2	3	4	5	6 (PRODUCT LEVEL)	
	1	1	5P-3422	1	TEE-PIPE						
	2	1	070-0617	2	HOSE AS						
	3	1	189-7981	1	HOSE AS						
I	4	1	267-4087	2	HOSE AS						
Y	5	1	224-4327	1	VALVE GP-LUBE DISTRIBUTION (10-INJECTOR)						1269
	6	1	227-3253	1	HOSE AS						
	7	1	3B-6487	3	COUPLING (PIPE)						

I-REFER TO HYDRAULIC INFORMATION SYSTEM
Y-SEPARATE ILLUSTRATION



LEFT SIDE VIEW



REAR VIEW

GRAPHIC #1

<END>

g02064813

FRAME AND BODY

224-4338 VALVE & LINES GP-LUBRICATION-GREASE SUPPLY

S/N: BXY1-UP

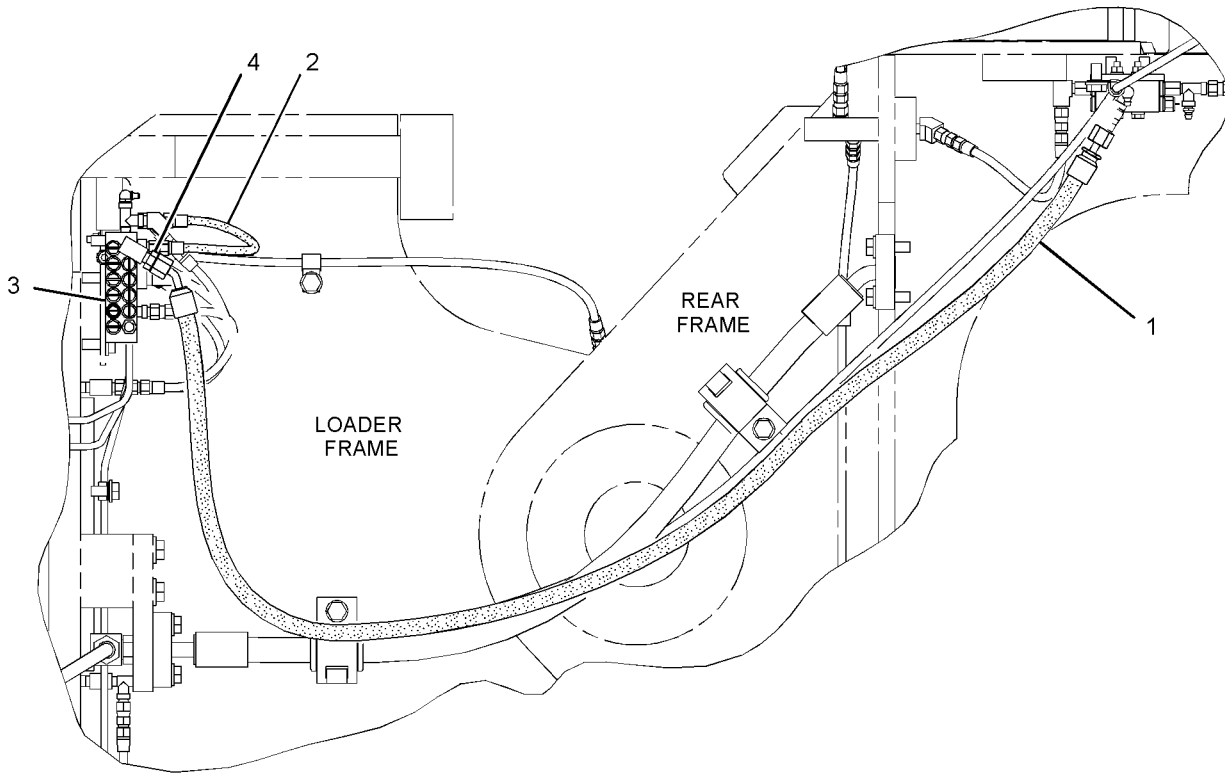
PART OF 224-4057 LINES GP-AUTOMATIC LUBRICATION
AN ATTACHMENT

SMCS-7540

i03714706

NOTE	REF NO	GRAPHIC REF	PART NUMBER	QTY	PART NAME						SEE PAGE
					1	2	3	4	5	6 (PRODUCT LEVEL)	
I	1	1	340-6777	1	HOSE AS						
	2	1	224-3957	1	HOSE AS						
Y	3	1	224-4326	1	VALVE GP-LUBE DISTRIBUTION (12-INJECTOR)						1268
	4	1	148-8320	1	CONNECTOR AS						
		1	4J-5477	1	SEAL-O-RING						
		1	8C-6865	1	CONNECTOR						

I-REFER TO HYDRAULIC INFORMATION SYSTEM
Y-SEPARATE ILLUSTRATION



LEFT SIDE VIEW

GRAPHIC #1

<END>

g02062314

FRAME AND BODY

224-4410 VALVE & LINES GP-LUBRICATION- C-PINS, LINK PINS, TILT CYLINDER PIN

S/N: BXY1-UP

PART OF 243-5875 LINES GP-AUTOMATIC LUBRICATION
AN ATTACHMENT

TYPE 1

SMCS-7540

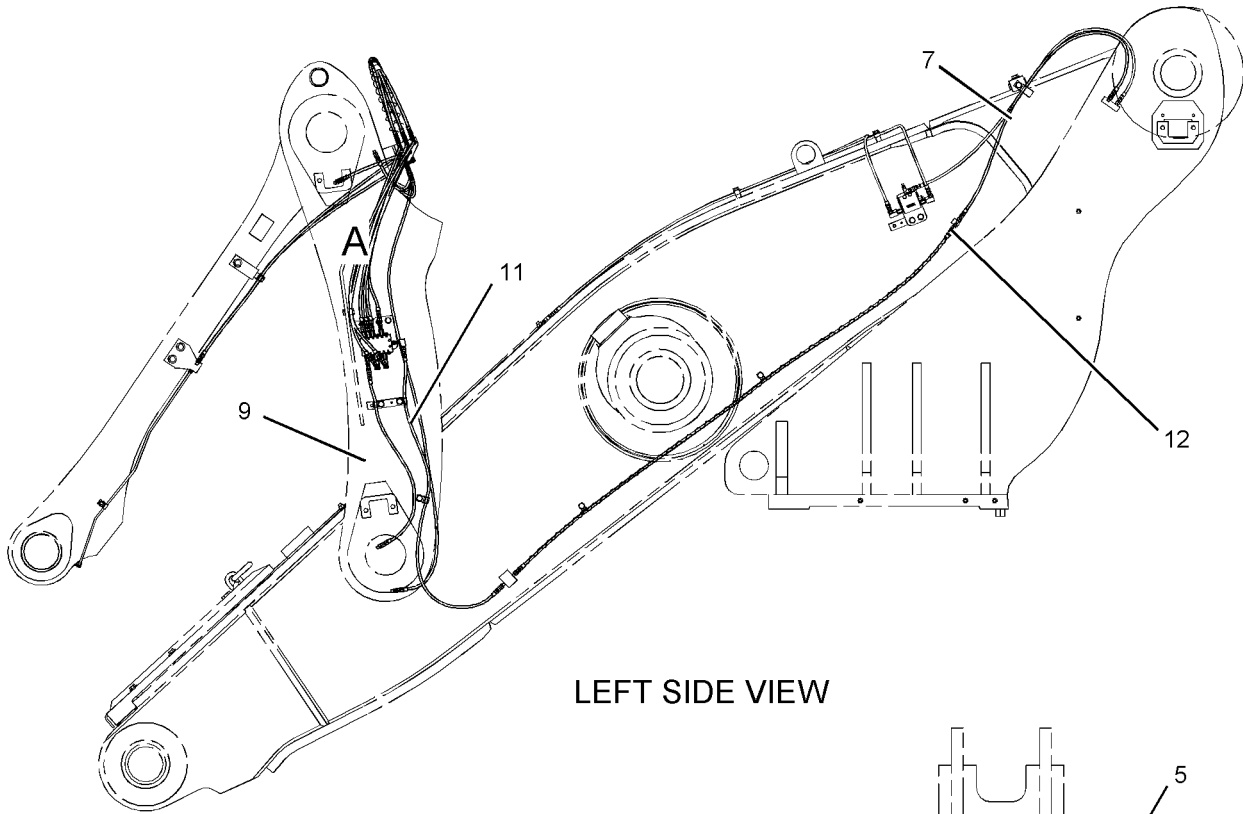
i02224586

NOTE	REF NO	GRAPHIC REF	PART NUMBER	QTY	PART NAME						SEE PAGE	
					1	2	3	4	5	6 (PRODUCT LEVEL)		
	1	1	070-0617	2	HOSE	AS						
	2	1	183-5384	1	HOSE	AS						
	3	1	183-5512	1	HOSE	AS						
	4	1	189-7031	1	HOSE	AS						
	5	1	189-7531	1	HOSE	AS						
	6	1	189-7540	3	HOSE	AS						
	7	1	189-7548	1	HOSE	AS						
	8	1	189-7534	2	HOSE	AS						
I	9	1	219-5038	4	HOSE	AS						
	10	1	219-5039	1	HOSE	AS						
I	11	1	224-4404	1	HOSE	AS						
I	12	1	224-4405	1	HOSE	AS						
Y	13	1	224-4420	1	VALVE GP-LUBE DISTRIBUTION (12-INJECTOR)							1270
I-REFER TO HYDRAULIC INFORMATION SYSTEM												
Y-SEPARATE ILLUSTRATION												

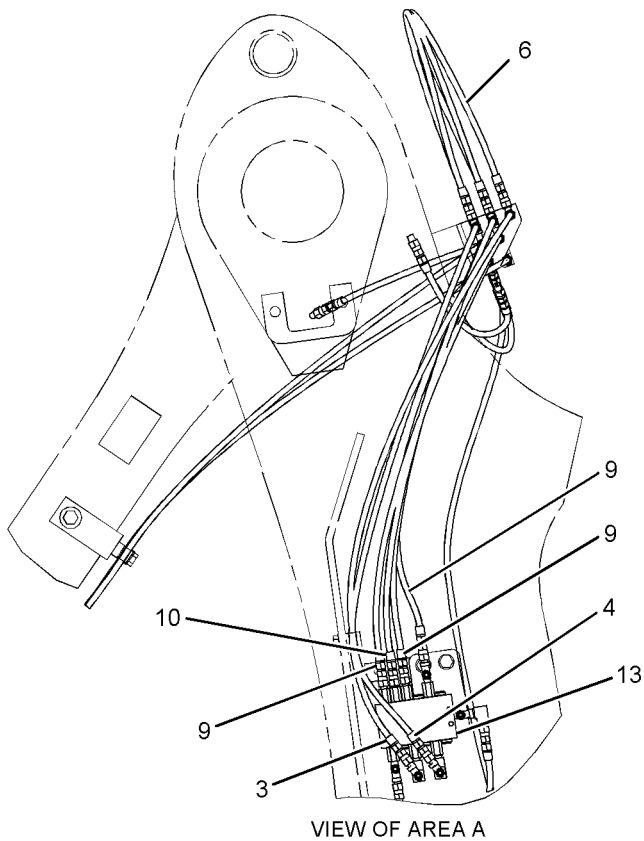
FRAME AND BODY

224-4410 VALVE & LINES GP-LUBRICATION (contd.)

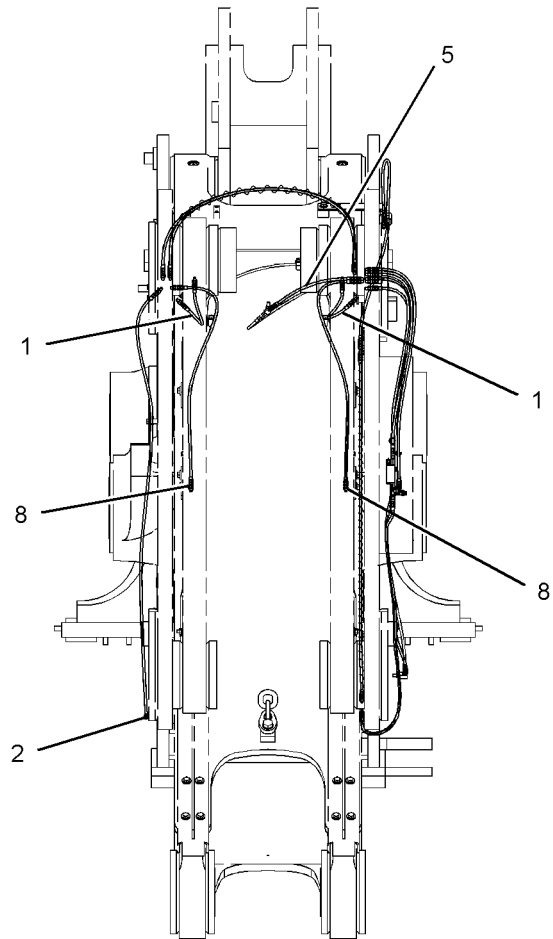
i02224586



LEFT SIDE VIEW



VIEW OF AREA A



FRONT VIEW

GRAPHIC #1

<END>

g01126086

FRAME AND BODY

224-4410 VALVE & LINES GP-LUBRICATION- C-PINS, LINK PINS, TILT CYLINDER PIN

S/N: BXY1-UP

PART OF 243-5875, 285-7278, 342-1186 LINES GP-AUTOMATIC LUBRICATION
AN ATTACHMENT

TYPE 2

SMCS-7540

i03714704

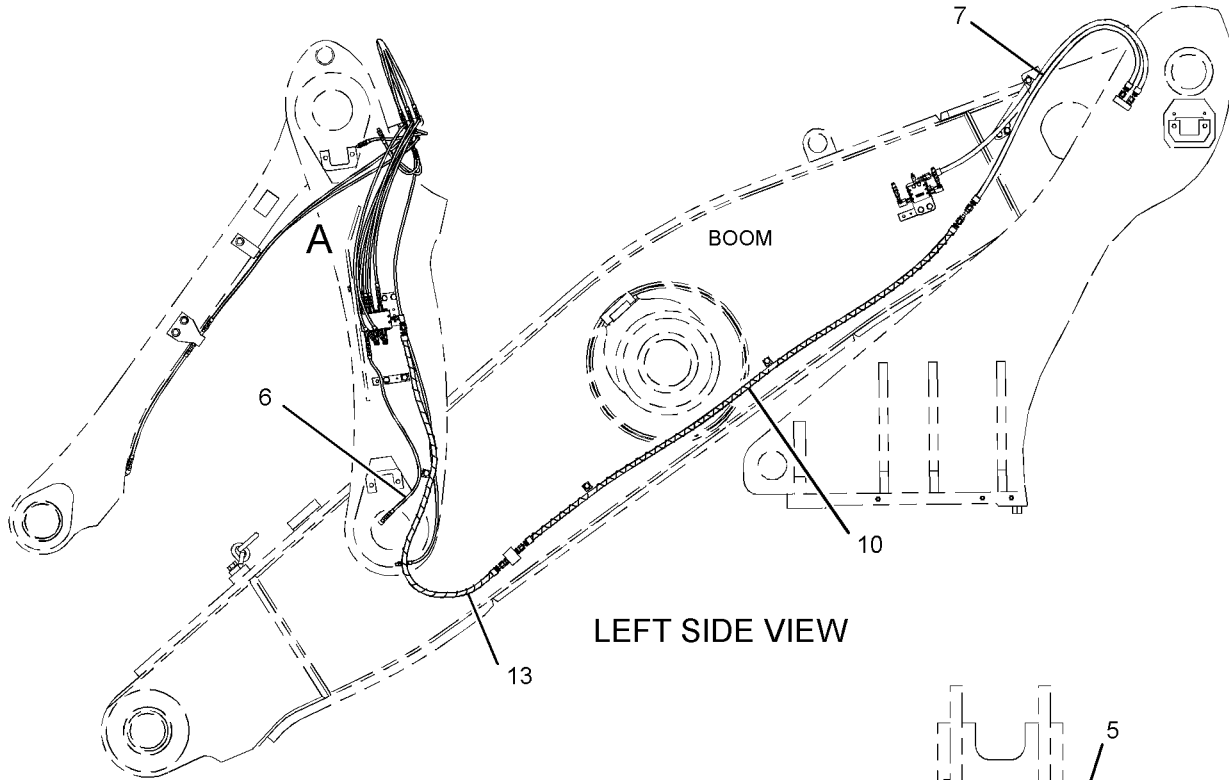
NOTE	REF NO	GRAPHIC REF	PART NUMBER	QTY	PART NAME						SEE PAGE
					1	2	3	4	5	6 (PRODUCT LEVEL)	
	1	1	183-5384	1	HOSE AS						
	2	1	183-5512	1	HOSE AS						
CI	3	1	183-5825	2	HOSE AS						
	4	1	189-7031	1	HOSE AS						
C	5	1	189-7546	1	HOSE AS						
C	6	1	189-7547	1	HOSE AS						
I	7	1	340-6919	1	HOSE AS						
CI	8	1	219-5038	3	HOSE AS						
	9	1	219-5039	1	HOSE AS						
I	10	1	341-1652	1	HOSE AS						
Y	11	1	224-4420	1	VALVE GP-LUBE DISTRIBUTION (12-INJECTOR)						1270
C	12	1	259-2421	2	HOSE AS						
CI	13	1	341-1653	1	HOSE AS						
	14	1	189-7540	3	HOSE AS						
	15	1	148-8320	1	CONNECTOR AS						
		1	4J-5477	1	SEAL-O-RING						
		1	8C-6865	1	CONNECTOR						

C-CHANGE FROM PREVIOUS TYPE
I-REFER TO HYDRAULIC INFORMATION SYSTEM
Y-SEPARATE ILLUSTRATION

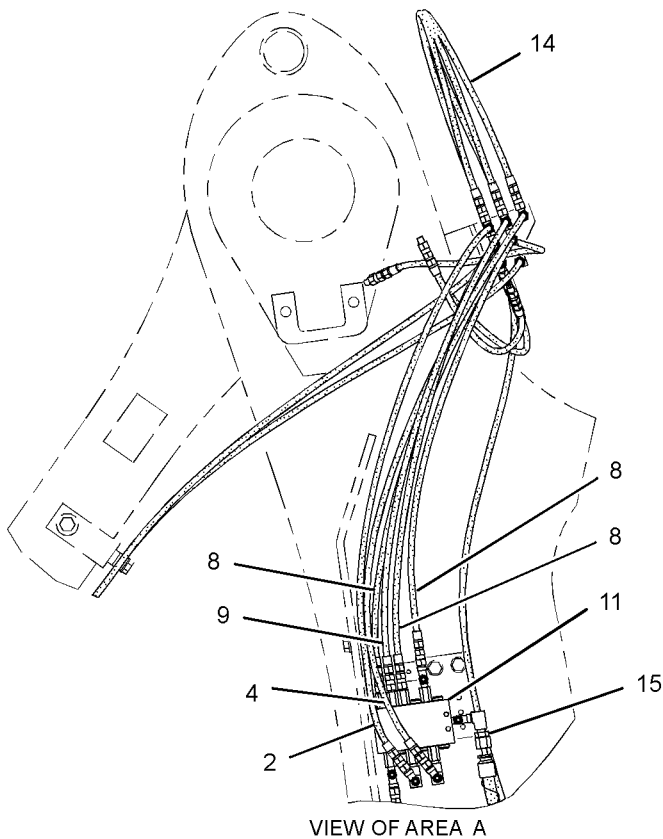
FRAME AND BODY

224-4410 VALVE & LINES GP-LUBRICATION (contd.)

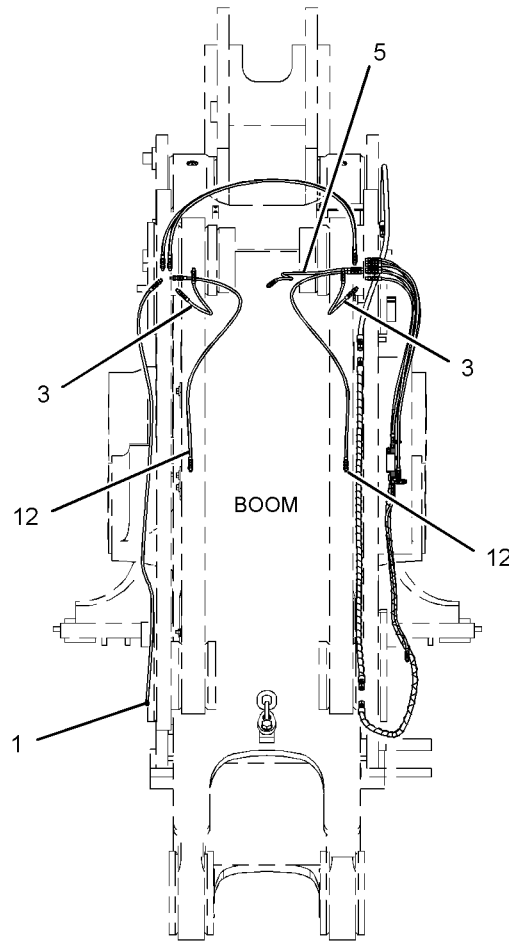
i03714704



LEFT SIDE VIEW



VIEW OF AREA A



FRONT VIEW

GRAPHIC #1

<END>

g02049819

FRAME AND BODY

224-4411 VALVE & LINES GP-LUBRICATION- RIGHT, LEFT BOOM PINS

S/N: BXY1-1899

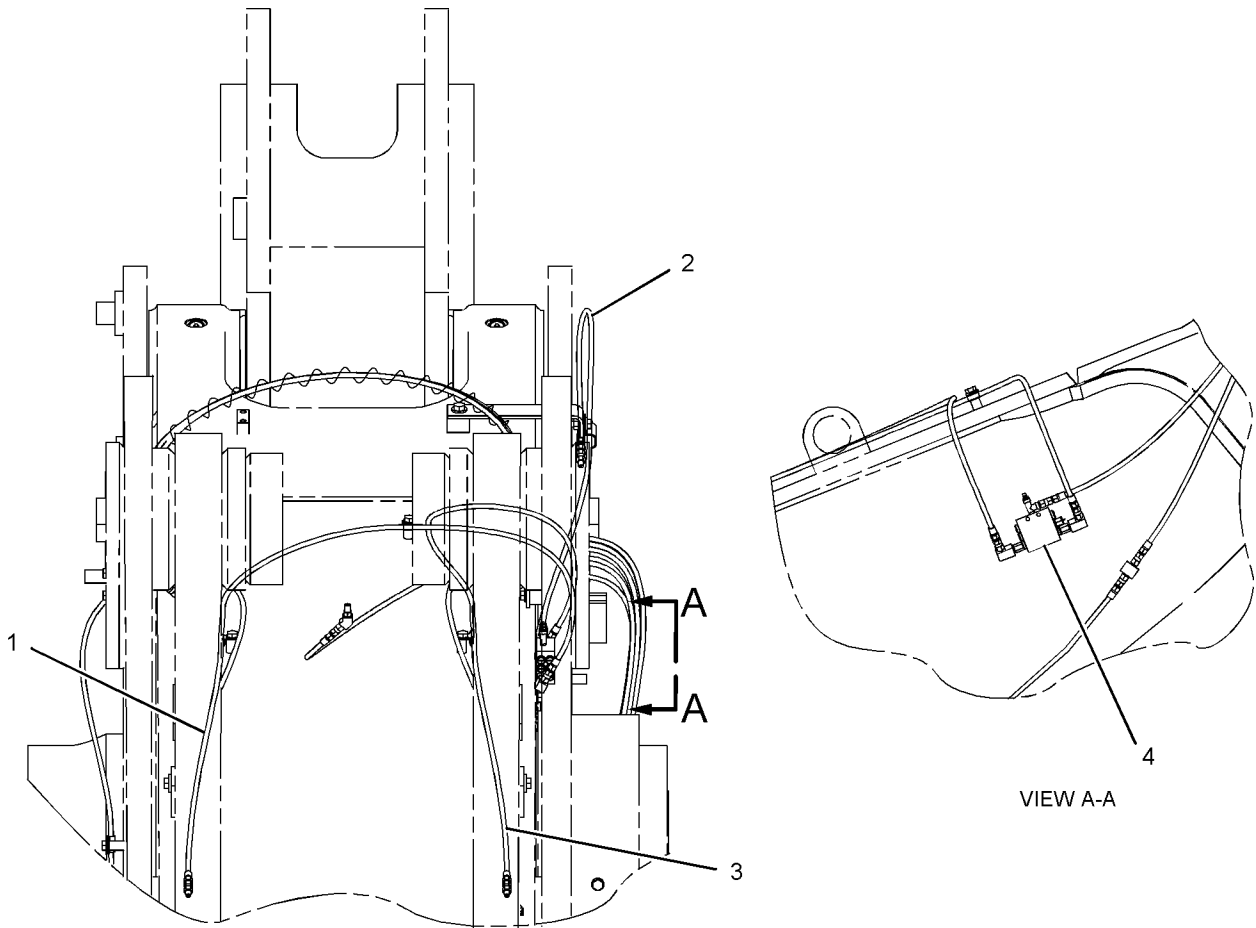
PART OF 259-2449 LINES GP-AUTOMATIC LUBRICATION
AN ATTACHMENT

SMCS-7540

i02227489

NOTE	REF NO	GRAPHIC REF	PART NUMBER	QTY	PART NAME						SEE PAGE
					1	2	3	4	5	6 (PRODUCT LEVEL)	
	1	1	183-5382	1	HOSE AS						
	2	1	189-7718	1	HOSE AS						
	3	1	189-8050	1	HOSE AS						
Y	4	1	224-4422	1	VALVE GP-LUBE DISTRIBUTION (6-INJECTOR)						1271

Y-SEPARATE ILLUSTRATION



REAR VIEW

GRAPHIC #1

<END>

g01124390

FRAME AND BODY

227-3047 VALVE & LINES GP-LUBRICATION- LH, RH LINK PINS, RH C-PIN, RH TILT PIN S/N: BXY1-1899 PART OF 259-2433 LINES GP-AUTOMATIC LUBRICATION AN ATTACHMENT

SMCS-7540

i02563089

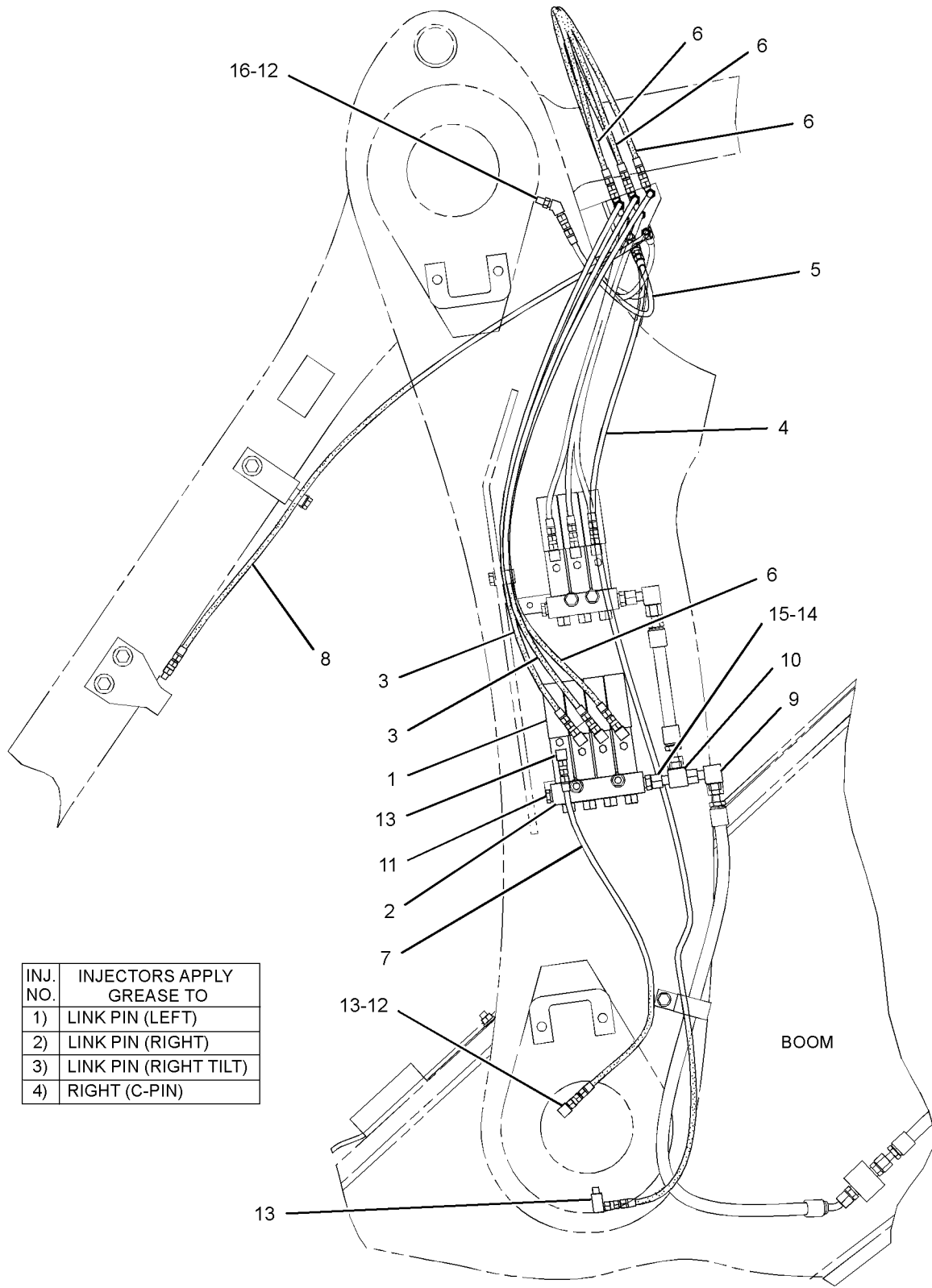
NOTE	REF NO	GRAPHIC REF	PART NUMBER	QTY	PART NAME						SEE PAGE
					1	2	3	4	5	6 (PRODUCT LEVEL)	
	1	1	5T-5012	4	CAP-PROTECTION						
Y	2	1	8W-2597	1	VALVE GP-LUBE DISTRIBUTION (4-INJECTOR)						1265
	3	1	070-0618	2	HOSE AS						
	4	1	183-5384	1	HOSE AS						
I	5	1	183-5825	1	HOSE AS						
	6	1	189-7540	4	HOSE AS						
I	7	1	185-7541	1	HOSE AS						
	8	1	259-2421	1	HOSE AS						
	9	1	148-8367	1	ELBOW AS						
		1	6V-8397	1	SEAL-O-RING						
		1	6V-9850	1	ELBOW						
	10	1	148-8433	1	TEE AS						
		1	6V-8397	2	SEAL-O-RING						
		1	6V-9836	1	TEE-SWIVEL						
	11	1	3J-5390	1	PLUG						
	12	1	4K-3026	2	EXTENSION						
	13	1	4M-8973	6	ELBOW						
	14	1	6V-8397	1	SEAL-O-RING						
	15	1	8C-6869	1	CONNECTOR						
	16	1	8L-5008	1	ELBOW-PIPE						

I-REFER TO HYDRAULIC INFORMATION SYSTEM
Y-SEPARATE ILLUSTRATION

FRAME AND BODY

227-3047 VALVE & LINES GP-LUBRICATION (contd.)

i02563089



INJ. NO.	INJECTORS APPLY GREASE TO
1)	LINK PIN (LEFT)
2)	LINK PIN (RIGHT)
3)	LINK PIN (RIGHT TILT)
4)	RIGHT (C-PIN)

LEFT SIDE VIEW

<END>

GRAPHIC #1

g01297314

FRAME AND BODY

227-3048 VALVE & LINES GP-LUBRICATION- LH C-PIN, LH TILT LINK PIN

S/N: BXY1-1899

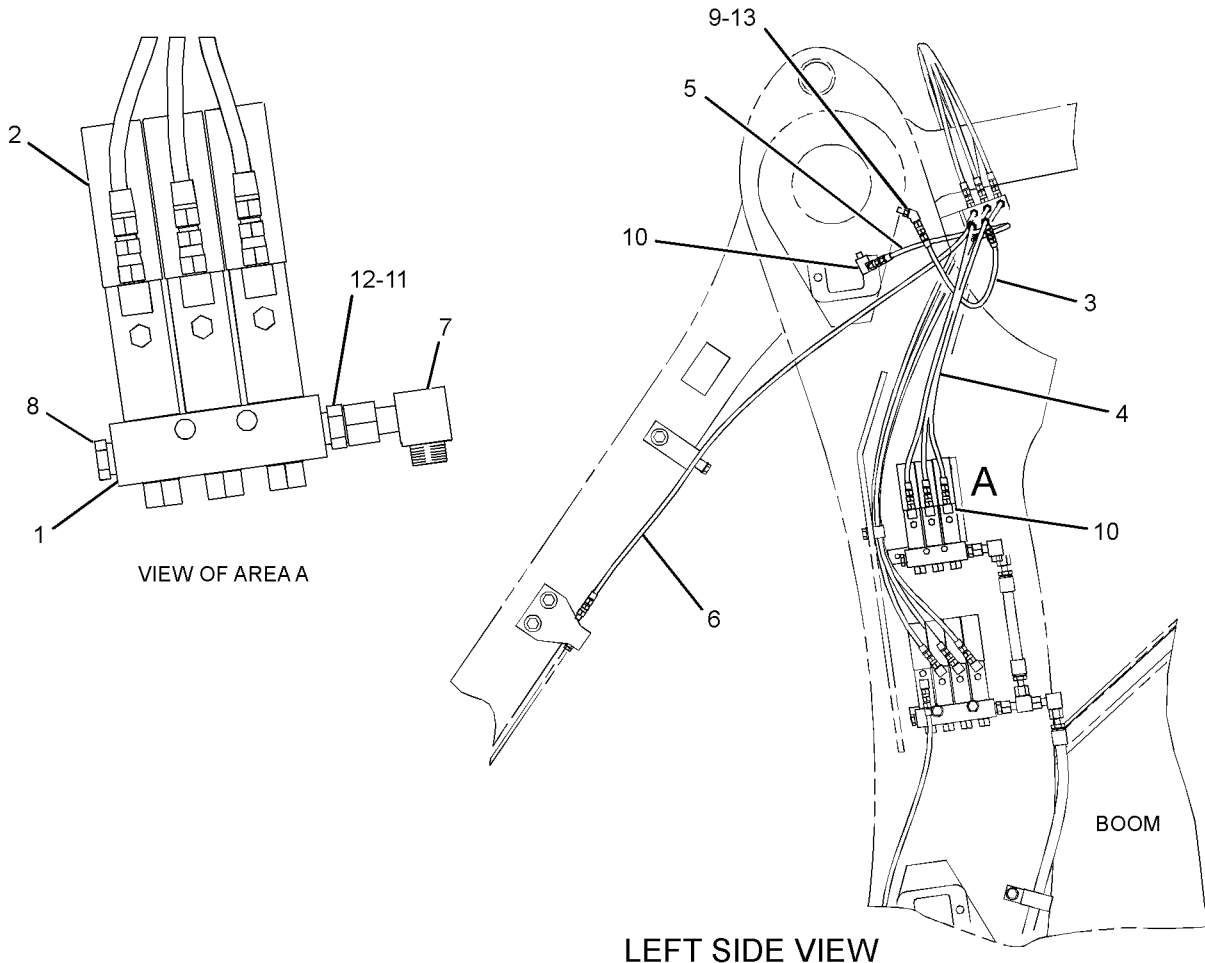
PART OF 259-2433 LINES GP-AUTOMATIC LUBRICATION
AN ATTACHMENT

SMCS-7540

i02563086

NOTE	REF NO	GRAPHIC REF	PART NUMBER	QTY	PART NAME						SEE PAGE
					1	2	3	4	5	6 (PRODUCT LEVEL)	
Y	1	1	5T-5009	1	VALVE GP-LUBE DISTRIBUTION (3-INJECTOR)						1264
	2	1	5T-5012	3	CAP-PROTECTION						
I	3	1	183-5825	1	HOSE AS						
	4	1	189-7543	3	HOSE AS						
	5	1	189-7546	1	HOSE AS						
	6	1	259-2421	1	HOSE AS						
	7	1	148-8367	1	ELBOW AS						
		1	6V-8397	1	SEAL-O-RING						
		1	6V-9850	1	ELBOW						
	8	1	3J-5390	1	PLUG						
	9	1	4K-3026	1	EXTENSION						
	10	1	4M-8973	4	ELBOW						
	11	1	6V-8397	1	SEAL-O-RING						
	12	1	8C-6869	1	CONNECTOR						
	13	1	8L-5008	1	ELBOW-PIPE						

I-REFER TO HYDRAULIC INFORMATION SYSTEM
Y-SEPARATE ILLUSTRATION



GRAPHIC #1

<END>

g01285112

FRAME AND BODY

229-2622 VALVE & LINES GP-LUBRICATION-B-PIN, RH, LH

S/N: BXY1-1899

PART OF 259-2444 LINES GP-AUTOMATIC LUBRICATION
AN ATTACHMENT

SMCS-7540

i01952140

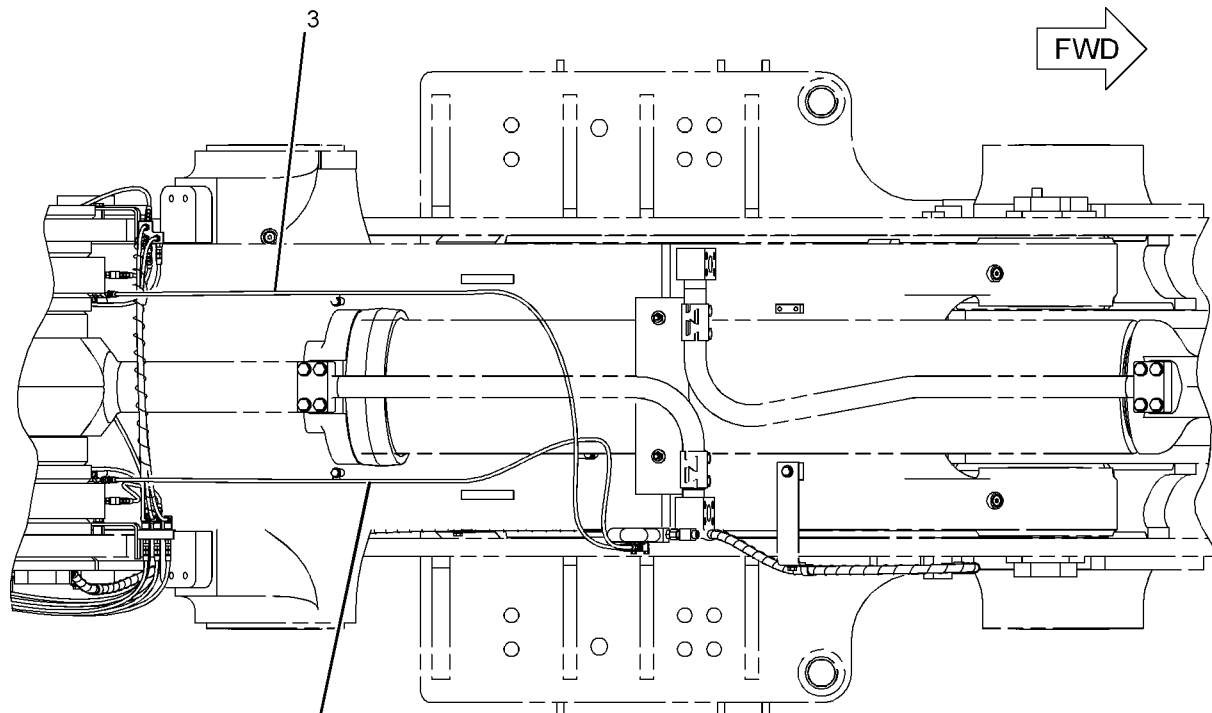
NOTE	REF NO	GRAPHIC REF	PART NUMBER	QTY	PART NAME						SEE PAGE
					1	2	3	4	5	6 (PRODUCT LEVEL)	
	1	1	5T-5012	2	CAP-PROTECTION						
Y	2	1	141-2107	1	VALVE GP-LUBE DISTRIBUTION (2-INJECTOR)						1266
I	3	1	183-5382	1	HOSE AS						
	4	1	189-7553	1	HOSE AS						
	5	1	148-8433	1	TEE AS						
		1	6V-8397	2	SEAL-O-RING						
		1	6V-9836	1	TEE-SWIVEL						
	6	1	3B-6552	2	ELBOW-PIPE						
	7	1	3J-5390	1	PLUG						
	8	1	6V-8397	1	SEAL-O-RING						
	9	1	8C-6869	1	CONNECTOR						

I-REFER TO HYDRAULIC INFORMATION SYSTEM
Y-SEPARATE ILLUSTRATION

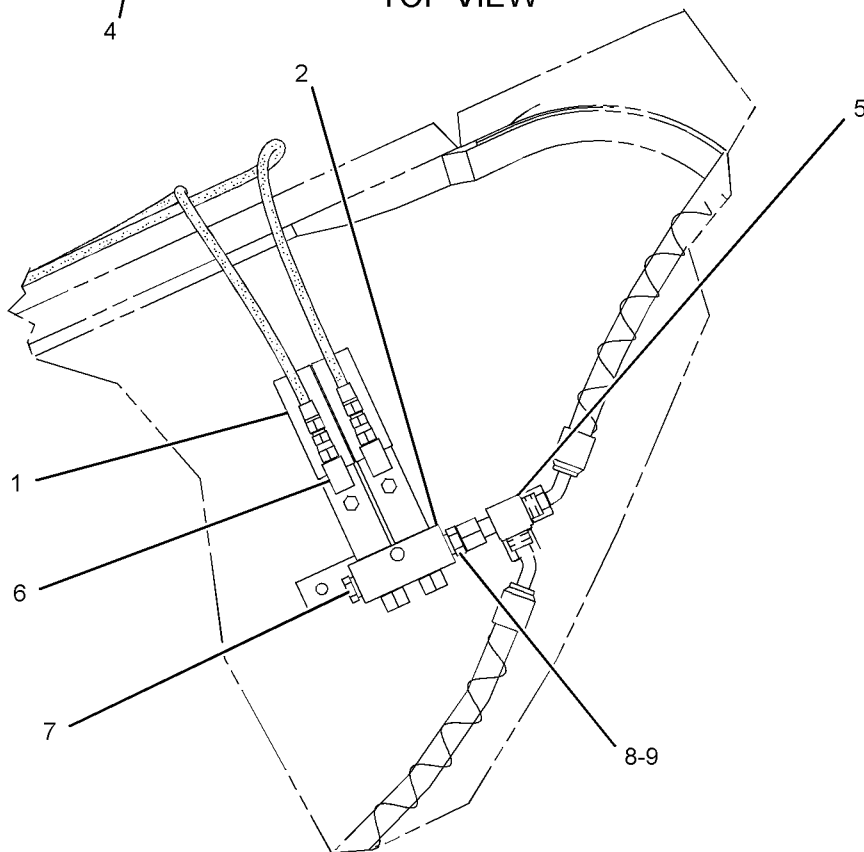
FRAME AND BODY

229-2622 VALVE & LINES GP-LUBRICATION (contd.)

i01952140



TOP VIEW



RIGHT SIDE VIEW
<END>

GRAPHIC #1

g01016244

FRAME AND BODY

240-9692 VALVE & LINES GP-LUBRICATION-BUCKET PINS

S/N: BXY1-UP

PART OF 243-5875 LINES GP-AUTOMATIC LUBRICATION
AN ATTACHMENT

SMCS-7540

i02476420

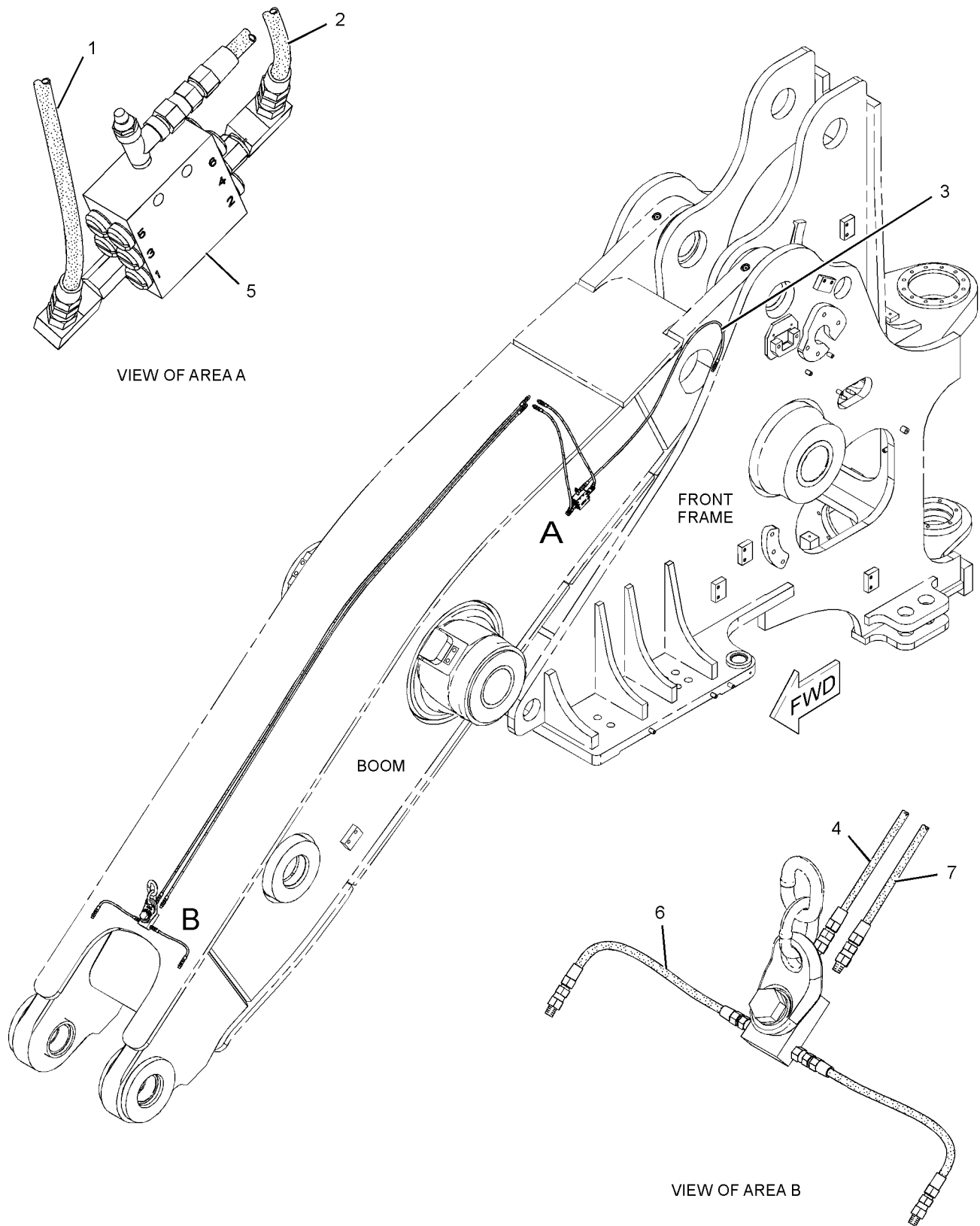
NOTE	REF NO	GRAPHIC REF	PART NUMBER	QTY	PART NAME						SEE PAGE
					1	2	3	4	5	6 (PRODUCT LEVEL)	
	1	1	189-7541	1	HOSE AS						
		1	171-8964	2	COUPLING						
E		1	171-9629		HOSE (56-CM)						
	2	1	189-7543	1	HOSE AS						
		1	171-8964	2	COUPLING						
E		1	171-9629		HOSE (53-CM)						
	3	1	189-7718	1	HOSE AS						
		1	171-8964	2	COUPLING						
E		1	171-9629		HOSE (117-CM)						
	4	1	189-8048	1	HOSE AS						
		1	171-8964	2	COUPLING						
E		1	171-9629		HOSE (257-CM)						
Y	5	1	224-4422	1	VALVE GP-LUBE DISTRIBUTION (6-INJECTOR)						1271
I	6	1	183-5825	2	HOSE AS						
					(EACH INCLUDES)						
		1	171-8964	2	COUPLING						
E		1	171-9629		HOSE (30-CM)						
	7	1	243-5942	1	HOSE AS						
		1	171-8964	2	COUPLING						
E		1	171-9629		HOSE (258-CM)						

E-ORDER BY THE CENTIMETER
I-REFER TO HYDRAULIC INFORMATION SYSTEM
Y-SEPARATE ILLUSTRATION

FRAME AND BODY

240-9692 VALVE & LINES GP-LUBRICATION (contd.)

i02476420



GRAPHIC #1

<END>

g01172936

FRAME AND BODY

240-9692 VALVE & LINES GP-LUBRICATION-BUCKET PINS

S/N: BXY1-1899

PART OF 243-5875 LINES GP-AUTOMATIC LUBRICATION
AN ATTACHMENT

SMCS-7540

i02476418

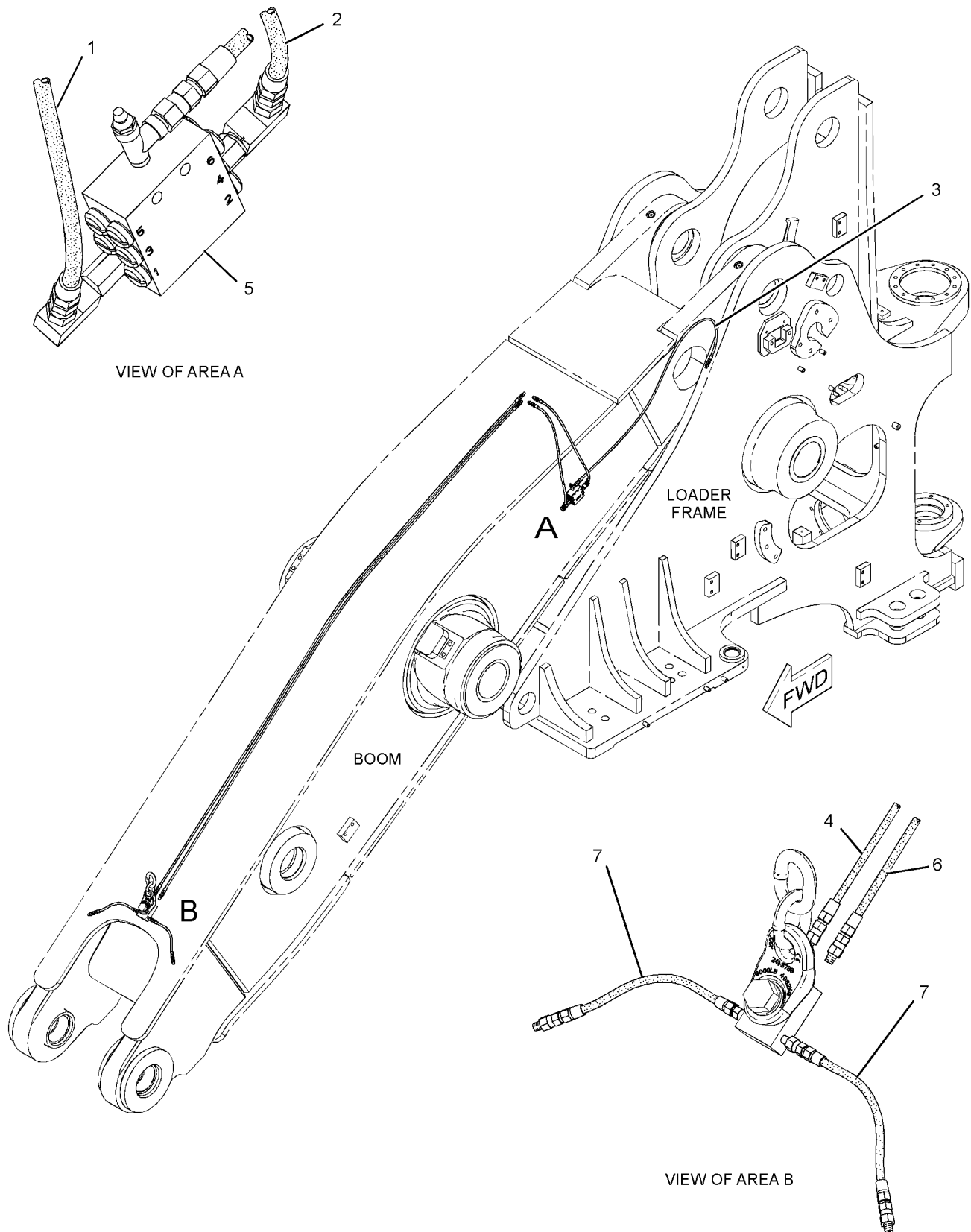
NOTE	REF NO	GRAPHIC REF	PART NUMBER	QTY	PART NAME						SEE PAGE
					1	2	3	4	5	6 (PRODUCT LEVEL)	
	1	1	189-7541	1	HOSE AS						
		1	171-8964	2	COUPLING						
E		1	171-9629		HOSE (56-CM)						
	2	1	189-7543	1	HOSE AS						
		1	171-8964	2	COUPLING						
E		1	171-9629		HOSE (53-CM)						
	3	1	189-7718	1	HOSE AS						
		1	171-8964	2	COUPLING						
E		1	171-9629		HOSE (117-CM)						
	4	1	189-8048	1	HOSE AS						
		1	171-8964	2	COUPLING						
E		1	171-9629		HOSE (257-CM)						
Y	5	1	224-4422	1	VALVE GP-LUBE DISTRIBUTION (6-INJECTOR)						1271
	6	1	243-5942	1	HOSE AS						
		1	171-8964	2	COUPLING						
E		1	171-9629		HOSE (258-CM)						
C	7	1	259-2458	2	HOSE AS						
					(EACH INCLUDES)						
		1	171-8964	2	COUPLING						
E		1	171-9629		HOSE (20-CM)						

C-CHANGE FROM PREVIOUS TYPE
E-ORDER BY THE CENTIMETER
Y-SEPARATE ILLUSTRATION

FRAME AND BODY

240-9692 VALVE & LINES GP-LUBRICATION (contd.)

i02476418



GRAPHIC #1

<END>

g01241340

FRAME AND BODY

259-2407 VALVE & LINES GP-LUBRICATION-
C-PIN, LINK PINS, TILT CYLINDER PIN
 S/N: BXY1-1200
 PART OF 259-2406 LINES GP-AUTOMATIC LUBRICATION
 AN ATTACHMENT

SMCS-7540

i02346652

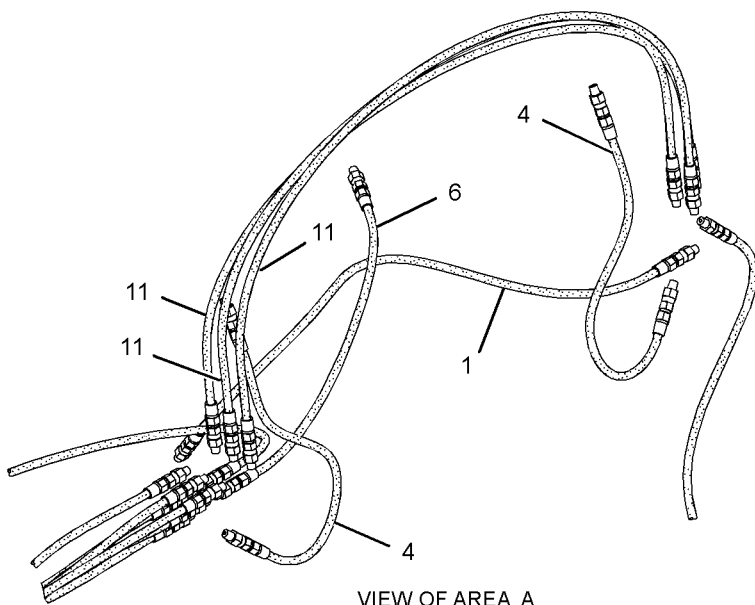
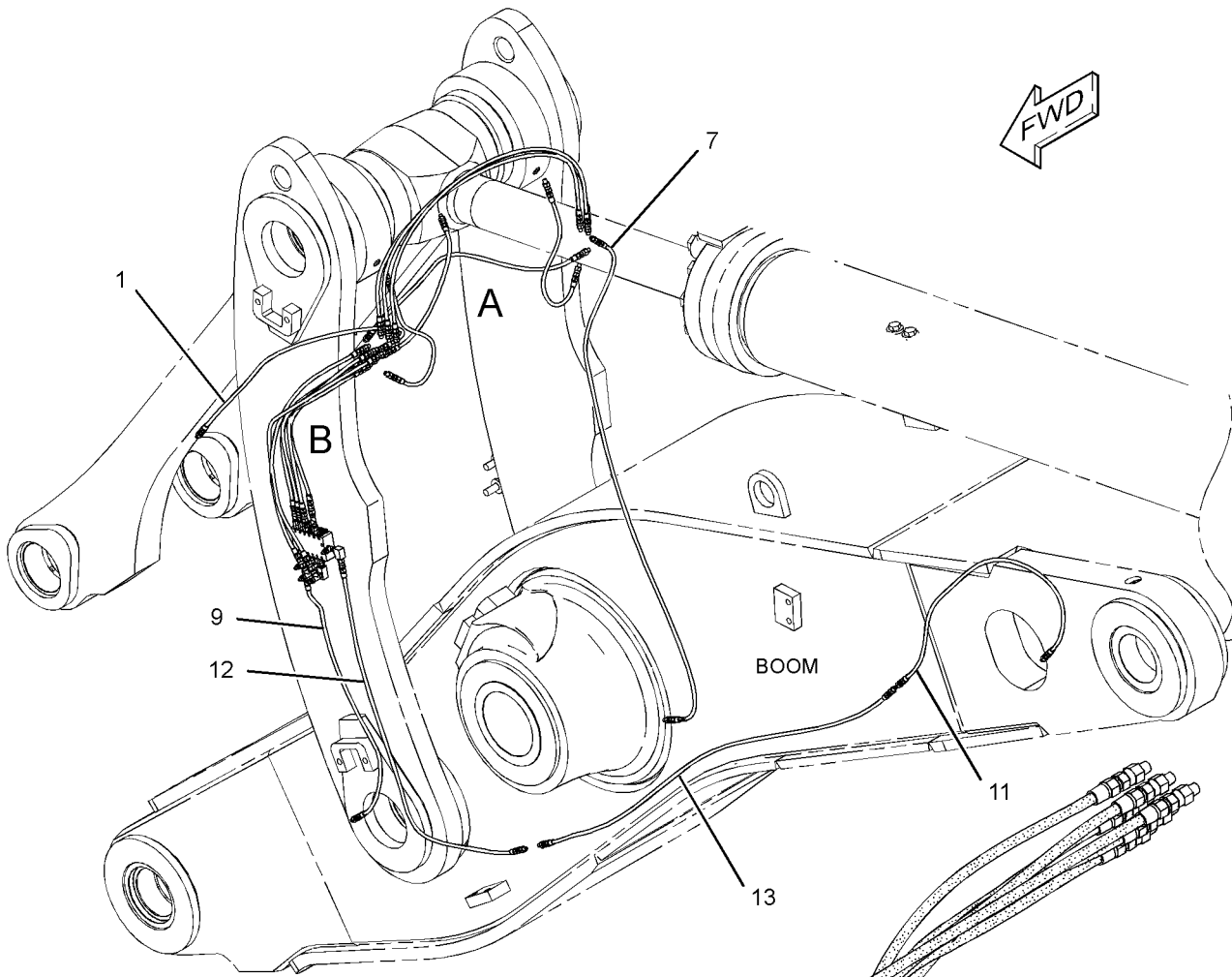
NOTE	REF NO	GRAPHIC REF	PART NUMBER	QTY	PART NAME						SEE PAGE
					1	2	3	4	5	6 (PRODUCT LEVEL)	
	1	1	070-0618	2	HOSE AS						
	2	1	183-5509	1	HOSE AS						
	3	1	183-5512	1	HOSE AS						
	4	1	189-7531	2	HOSE AS						
	5	1	189-7541	1	HOSE AS						
	6	1	<i>189-7543</i>	1	HOSE AS						
	7	1	189-7554	1	HOSE AS						
	8	1	189-7981	2	HOSE AS						
I	9	1	219-5038	2	HOSE AS						
Y	10	1	224-4420	1	VALVE GP-LUBE DISTRIBUTION (12-INJECTOR)						1270
	11	1	259-2421	4	HOSE AS						
	12	1	259-2423	1	HOSE AS						
	13	1	259-2424	1	HOSE AS						

I-REFER TO HYDRAULIC INFORMATION SYSTEM
 Y-SEPARATE ILLUSTRATION

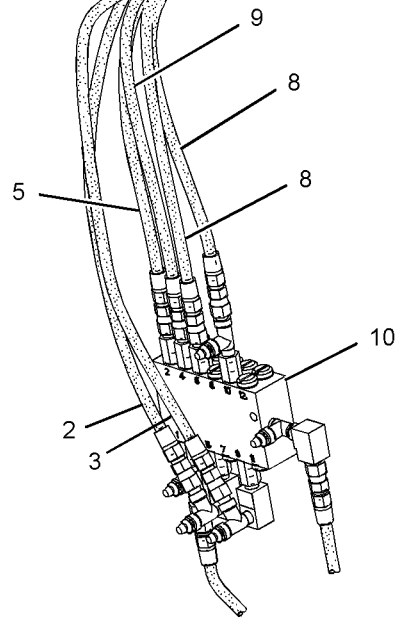
FRAME AND BODY

259-2407 VALVE & LINES GP-LUBRICATION (contd.)

i02346652



VIEW OF AREA A



VIEW OF AREA B

GRAPHIC #1

<END>

g01175576

FRAME AND BODY

259-2407 VALVE & LINES GP-LUBRICATION- C-PIN, LINK PINS, TILT CYLINDER PIN

S/N: BXY1201-UP

PART OF 259-2406, 285-7276, 342-1185 LINES GP-AUTOMATIC LUBRICATION
AN ATTACHMENT

SMCS-7540

i03714720

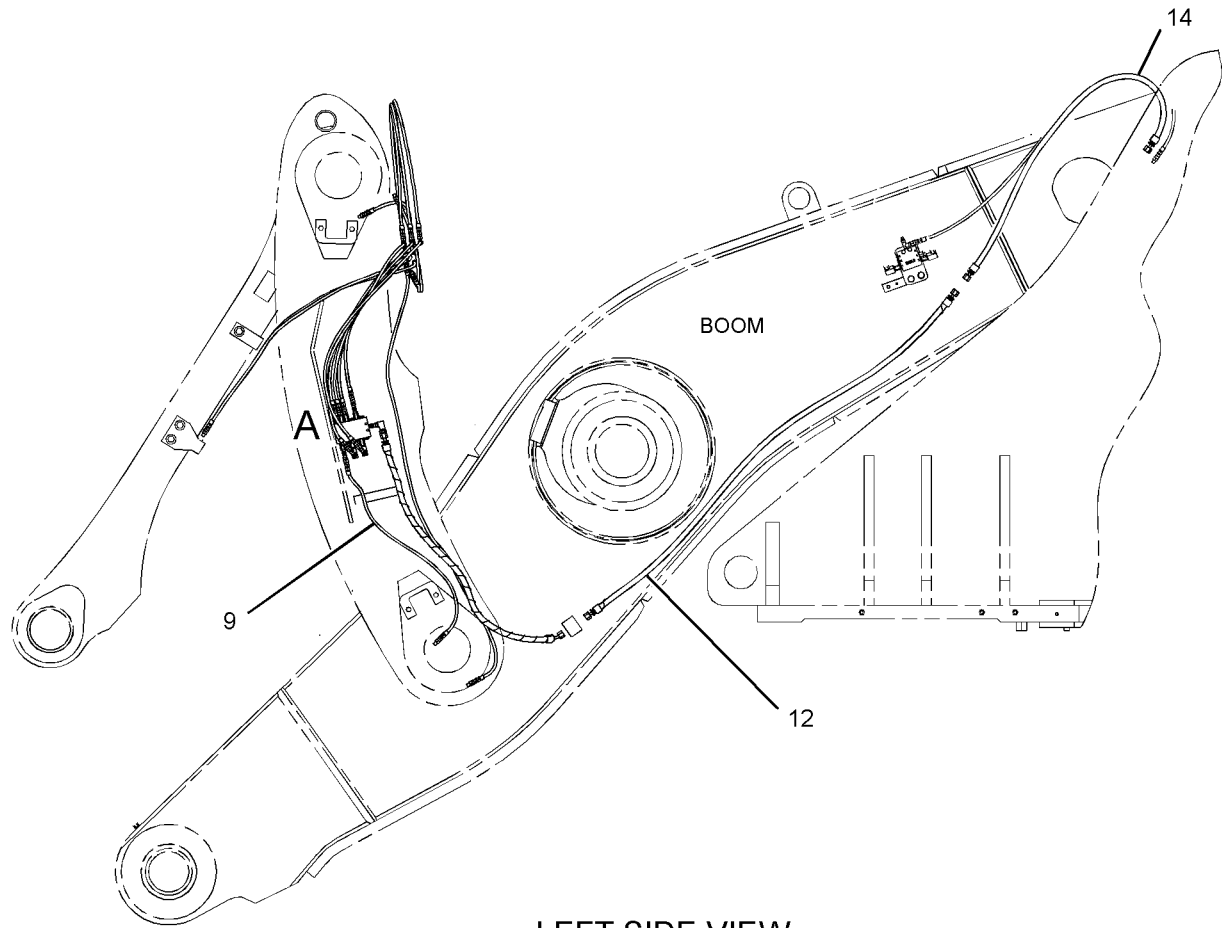
NOTE	REF NO	GRAPHIC REF	PART NUMBER	QTY	PART NAME						SEE PAGE
					1	2	3	4	5	6 (PRODUCT LEVEL)	
	1	2	183-5509	1	HOSE AS						
	2	2	183-5512	1	HOSE AS						
	3	2	189-7531	2	HOSE AS						
	4	2	189-7541	1	HOSE AS						
	5	2	189-7543	1	HOSE AS						
C	6	2	189-7548	2	HOSE AS						
	7	2	189-7554	1	HOSE AS						
	8	2	189-7981	2	HOSE AS						
I	9	1,2	219-5038	2	HOSE AS						
Y	10	2	224-4420	1	VALVE GP-LUBE DISTRIBUTION (12-INJECTOR)						1270
	11	2	259-2421	3	HOSE AS						
I	12	1	340-6920	1	HOSE AS						
CI	13	2	340-6921	1	HOSE AS						
I	14	1	340-6919	1	HOSE AS						
	15	2	148-8320	1	CONNECTOR AS						
		2	4J-5477	1	SEAL-O-RING						
		2	8C-6865	1	CONNECTOR						

C-CHANGE FROM PREVIOUS TYPE
I-REFER TO HYDRAULIC INFORMATION SYSTEM
Y-SEPARATE ILLUSTRATION

FRAME AND BODY

259-2407 VALVE & LINES GP-LUBRICATION (contd.)

i03714720



LEFT SIDE VIEW

REFER TO ALL ILLUSTRATIONS OF THIS GROUP FOR AUXILIARY VIEWS

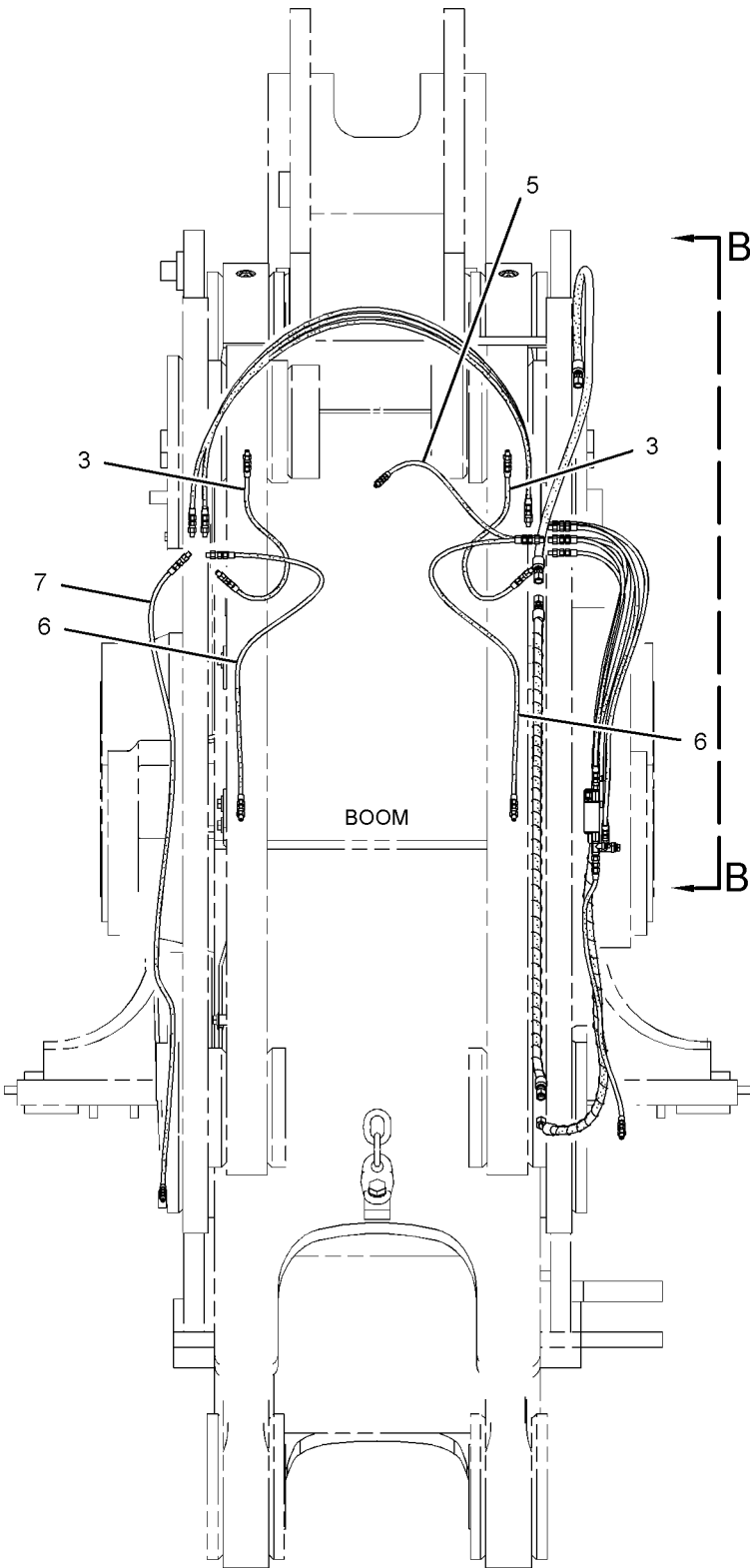
GRAPHIC #1

g02062374

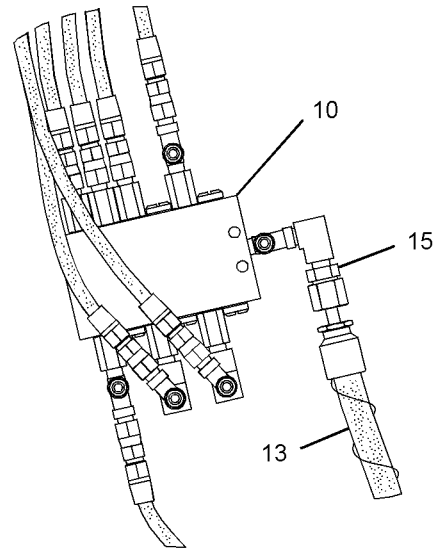
FRAME AND BODY

259-2407 VALVE & LINES GP-LUBRICATION (contd.)

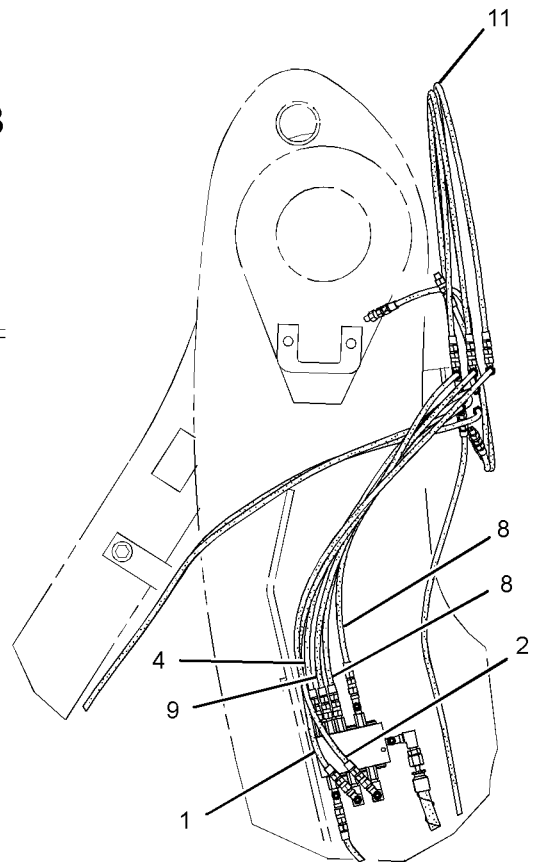
i03714720



FRONT VIEW



VIEW OF AREA A



VIEW B-B

GRAPHIC #2

<END>

g02062377

FRAME AND BODY

259-2408 VALVE & LINES GP-LUBRICATION-BUCKET PINS

S/N: BXY1-UP

PART OF 259-2406 LINES GP-AUTOMATIC LUBRICATION
AN ATTACHMENT

SMCS-7540

i02476416

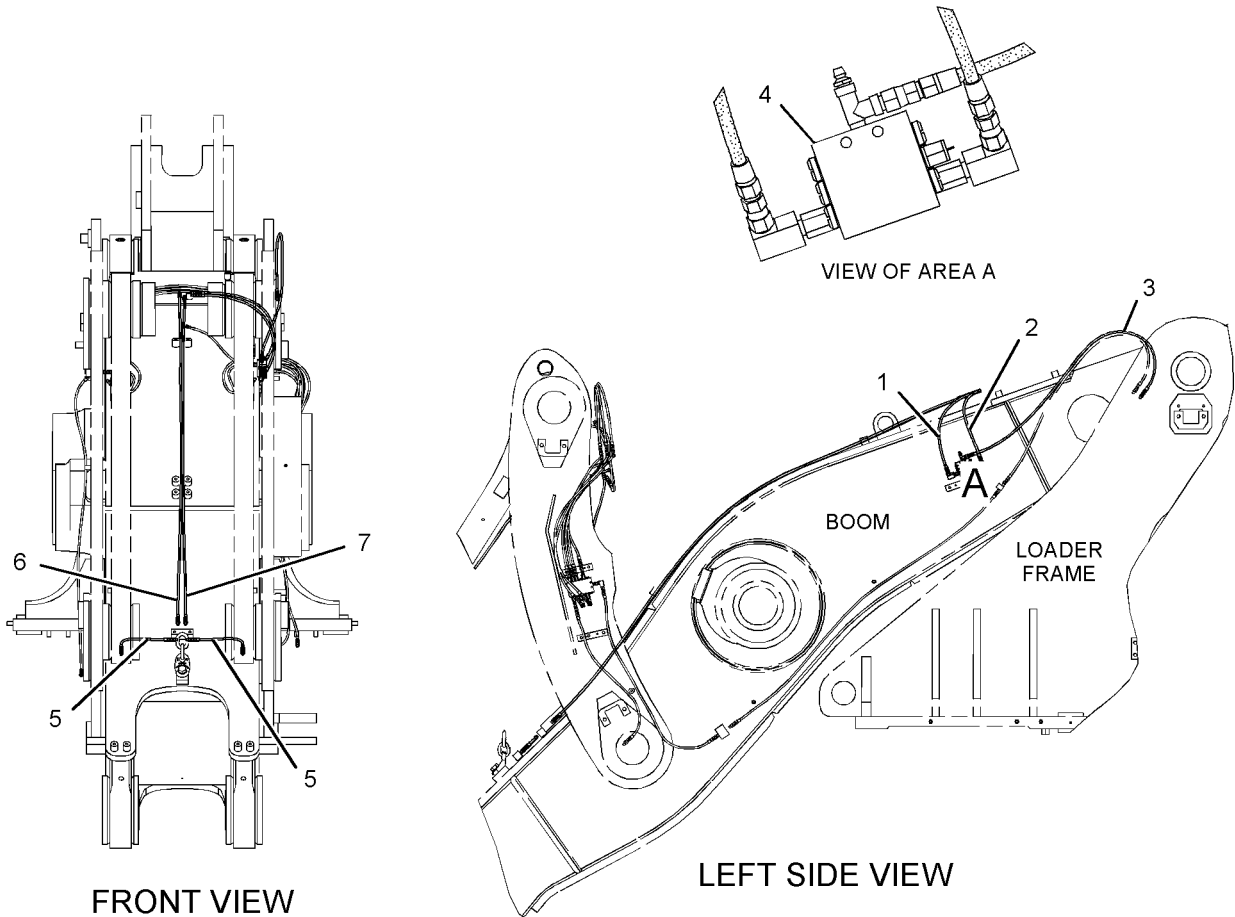
NOTE	REF NO	GRAPHIC REF	PART NUMBER	QTY	PART NAME						SEE PAGE
					1	2	3	4	5	6 (PRODUCT LEVEL)	
	1	1	189-7541	1	HOSE AS						
		1	171-8964	2	COUPLING						
E		1	171-9629		HOSE (56-CM)						
	2	1	189-7543	1	HOSE AS						
		1	171-8964	2	COUPLING						
E		1	171-9629		HOSE (53-CM)						
	3	1	189-7718	1	HOSE AS						
		1	171-8964	2	COUPLING						
E		1	171-9629		HOSE (117-CM)						
Y	4	1	224-4422	1	VALVE GP-LUBE DISTRIBUTION (6-INJECTOR)						1271
I	5	1	183-5825	2	HOSE AS						
					(EACH INCLUDES)						
		1	171-8964	2	COUPLING						
E		1	171-9629		HOSE (30-CM)						
	6	1	259-2418	1	HOSE AS						
		1	171-8964	2	COUPLING						
E		1	171-9629		HOSE (225-CM)						
	7	1	259-2419	1	HOSE AS						
		1	171-8964	2	COUPLING						
E		1	171-9629		HOSE (223-CM)						

E-ORDER BY THE CENTIMETER
I-REFER TO HYDRAULIC INFORMATION SYSTEM
Y-SEPARATE ILLUSTRATION

FRAME AND BODY

259-2408 VALVE & LINES GP-LUBRICATION (contd.)

i02476416



GRAPHIC #1

<END>

g01128018

FRAME AND BODY

259-2408 VALVE & LINES GP-LUBRICATION-BUCKET PINS

S/N: BXY1-1899

PART OF 259-2406 LINES GP-AUTOMATIC LUBRICATION
AN ATTACHMENT

SMCS-7540

i02476415

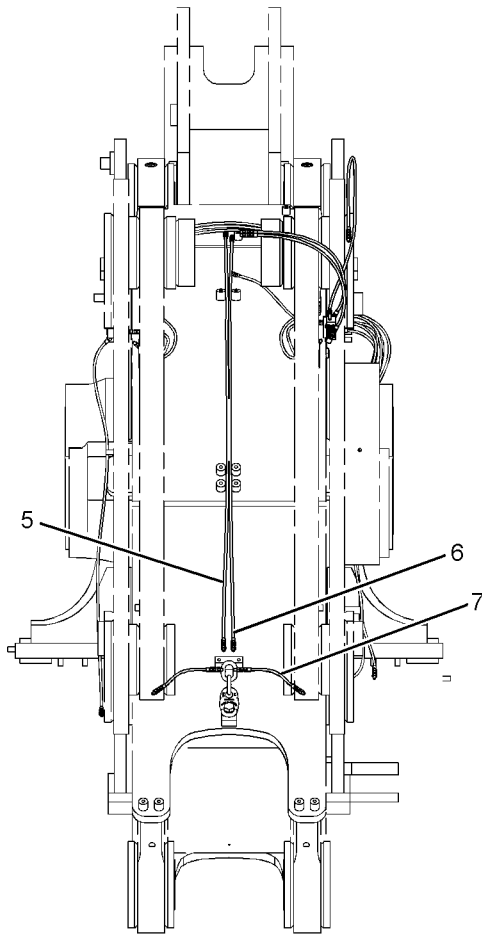
NOTE	REF NO	GRAPHIC REF	PART NUMBER	QTY	PART NAME						SEE PAGE
					1	2	3	4	5	6 (PRODUCT LEVEL)	
	1	1	189-7541	1	HOSE AS						
		1	171-8964	2	COUPLING						
E		1	171-9629		HOSE (56-CM)						
	2	1	189-7543	1	HOSE AS						
		1	171-8964	2	COUPLING						
E		1	171-9629		HOSE (53-CM)						
	3	1	189-7718	1	HOSE AS						
		1	171-8964	2	COUPLING						
E		1	171-9629		HOSE (117-CM)						
Y	4	1	224-4422	1	VALVE GP-LUBE DISTRIBUTION (6-INJECTOR)						1271
	5	1	259-2418	1	HOSE AS						
		1	171-8964	2	COUPLING						
E		1	171-9629		HOSE (225-CM)						
	6	1	259-2419	1	HOSE AS						
		1	171-8964	2	COUPLING						
E		1	171-9629		HOSE (223-CM)						
C	7	1	259-2458	2	HOSE AS						
					(EACH INCLUDES)						
		1	171-8964	2	COUPLING						
E		1	171-9629		HOSE (20-CM)						

C-CHANGE FROM PREVIOUS TYPE
E-ORDER BY THE CENTIMETER
Y-SEPARATE ILLUSTRATION

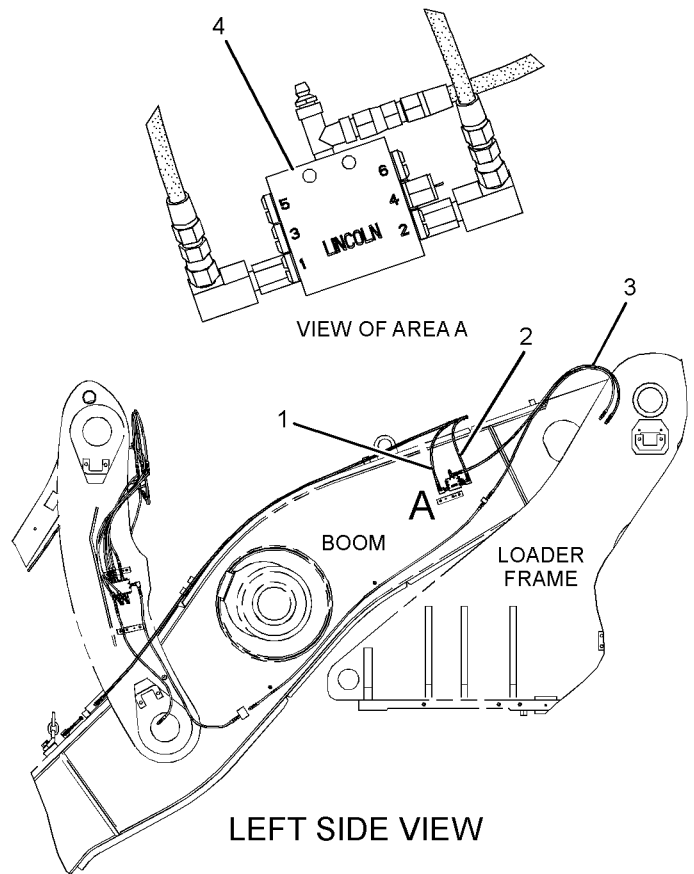
FRAME AND BODY

259-2408 VALVE & LINES GP-LUBRICATION (contd.)

i02476415



FRONT VIEW



LEFT SIDE VIEW

GRAPHIC #1

<END>

g01229477

FRAME AND BODY

259-2414 VALVE & LINES GP-LUBRICATION- BOOM, TILT LINKS

S/N: BXY1-UP

PART OF 259-2433 LINES GP-AUTOMATIC LUBRICATION
AN ATTACHMENT

SMCS-7540

i02476413

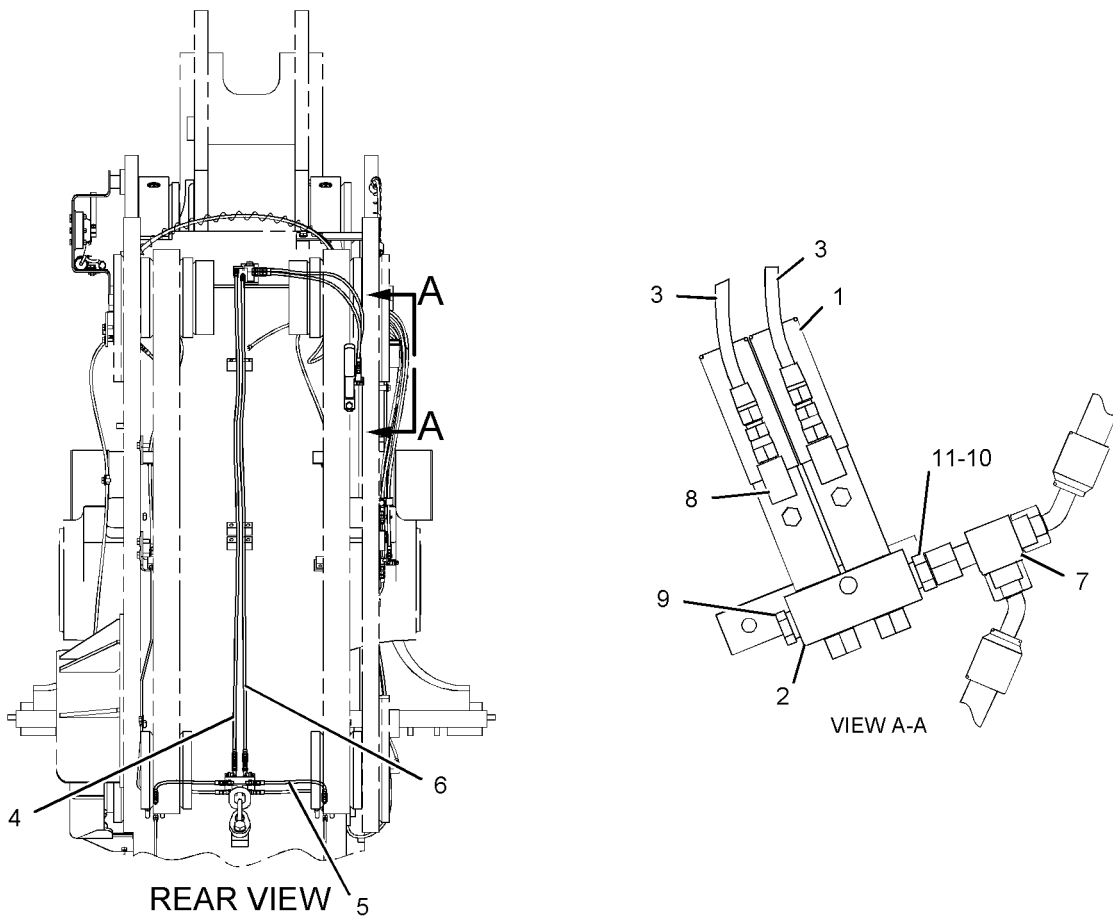
NOTE	REF NO	GRAPHIC REF	PART NUMBER	QTY	PART NAME						SEE PAGE
					1	2	3	4	5	6 (PRODUCT LEVEL)	
	1	1	5T-5012	2	CAP-PROTECTION						
Y	2	1	141-2107	1	VALVE GP-LUBE DISTRIBUTION (2-INJECTOR)						1266
	3	1	189-7543	2	HOSE AS						
					(EACH INCLUDES)						
		1	171-8964	2	COUPLING						
E		1	171-9629		HOSE (53-CM)						
	4	1	189-8048	1	HOSE AS						
		1	171-8964	2	COUPLING						
E		1	171-9629		HOSE (257-CM)						
I	5	1	183-5825	2	HOSE AS						
					(EACH INCLUDES)						
		1	171-8964	2	COUPLING						
E		1	171-9629		HOSE (30-CM)						
	6	1	243-5942	1	HOSE AS						
		1	171-8964	2	COUPLING						
E		1	171-9629		HOSE (258-CM)						
	7	1	148-8433	1	TEE AS						
		1	6V-8397	2	SEAL-O-RING						
		1	6V-9836	1	TEE-SWIVEL						
	8	1	3B-6552	2	ELBOW-PIPE						
	9	1	3J-5390	1	PLUG						
	10	1	6V-8397	1	SEAL-O-RING						
	11	1	8C-6869	1	CONNECTOR						

E-ORDER BY THE CENTIMETER
I-REFER TO HYDRAULIC INFORMATION SYSTEM
Y-SEPARATE ILLUSTRATION

FRAME AND BODY

259-2414 VALVE & LINES GP-LUBRICATION (contd.)

i02476413



GRAPHIC #1

<END>

g01128568

FRAME AND BODY

259-2414 VALVE & LINES GP-LUBRICATION- BOOM, TILT LINKS

S/N: BXY1-1899

PART OF 259-2433 LINES GP-AUTOMATIC LUBRICATION
AN ATTACHMENT

SMCS-7540

i02476412

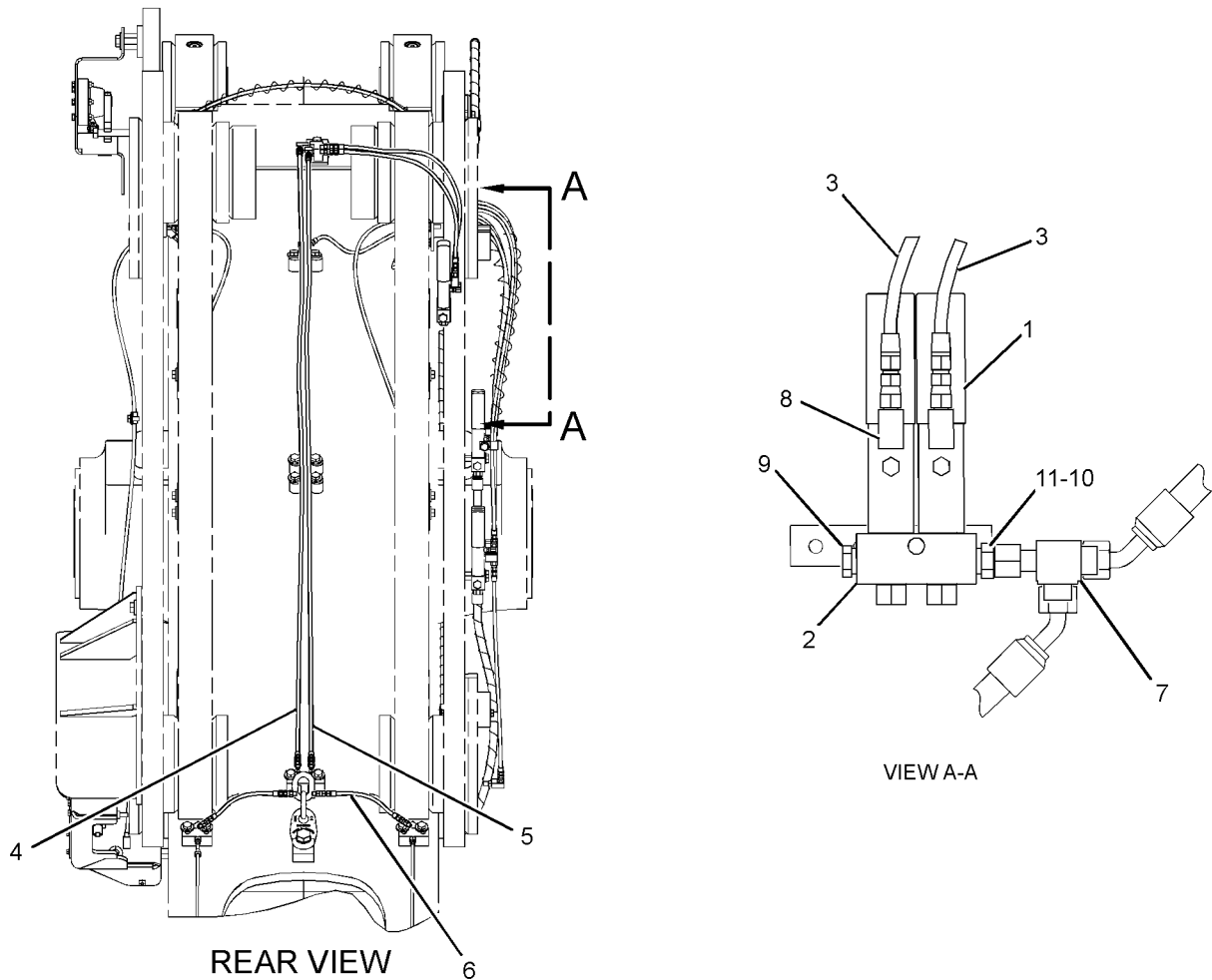
NOTE	REF NO	GRAPHIC REF	PART NUMBER	QTY	PART NAME						SEE PAGE
					1	2	3	4	5	6 (PRODUCT LEVEL)	
	1	1	5T-5012	2	CAP-PROTECTION						
Y	2	1	141-2107	1	VALVE GP-LUBE DISTRIBUTION (2-INJECTOR)						1266
	3	1	189-7543	2	HOSE AS						
					(EACH INCLUDES)						
		1	171-8964	2	COUPLING						
E		1	171-9629		HOSE (53-CM)						
	4	1	189-8048	1	HOSE AS						
		1	171-8964	2	COUPLING						
E		1	171-9629		HOSE (257-CM)						
	5	1	243-5942	1	HOSE AS						
		1	171-8964	2	COUPLING						
E		1	171-9629		HOSE (258-CM)						
C	6	1	259-2458	2	HOSE AS						
					(EACH INCLUDES)						
		1	171-8964	2	COUPLING						
E		1	171-9629		HOSE (20-CM)						
	7	1	148-8433	1	TEE AS						
		1	6V-8397	2	SEAL-O-RING						
		1	6V-9836	1	TEE-SWIVEL						
	8	1	3B-6552	2	ELBOW-PIPE						
	9	1	3J-5390	1	PLUG						
	10	1	6V-8397	1	SEAL-O-RING						
	11	1	8C-6869	1	CONNECTOR						

C-CHANGE FROM PREVIOUS TYPE
E-ORDER BY THE CENTIMETER
Y-SEPARATE ILLUSTRATION

FRAME AND BODY

259-2414 VALVE & LINES GP-LUBRICATION (contd.)

i02476412



GRAPHIC #1

<END>

g01229530

FRAME AND BODY

259-2422 VALVE & LINES GP-LUBRICATION-B-PIN, RH, LH

S/N: BXY1-UP

PART OF 259-2434 LINES GP-AUTOMATIC LUBRICATION
AN ATTACHMENT

SMCS-7540

i02476411

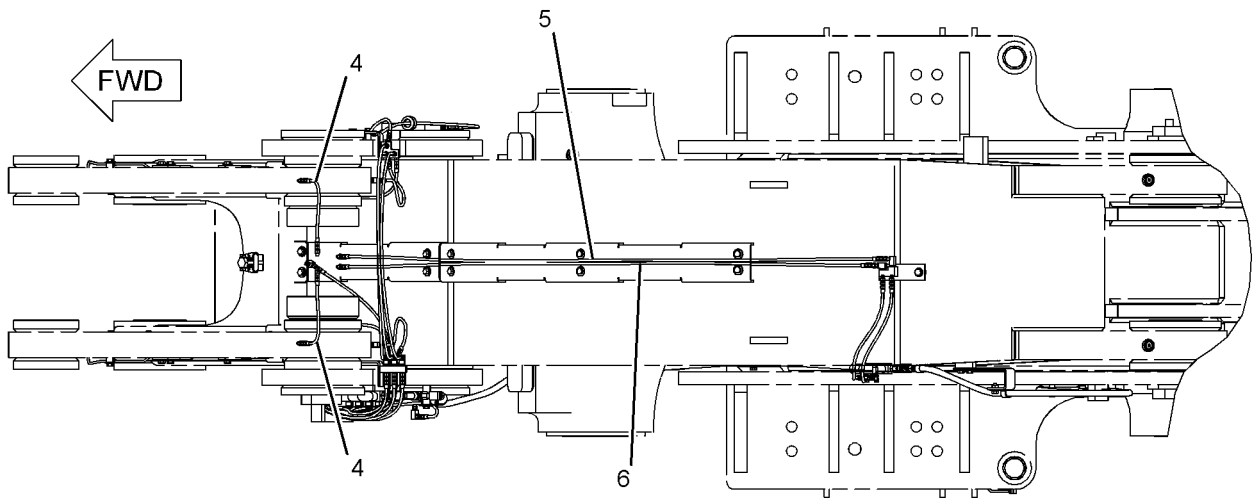
NOTE	REF NO	GRAPHIC REF	PART NUMBER	QTY	PART NAME						SEE PAGE
					1	2	3	4	5	6 (PRODUCT LEVEL)	
	1	1	5T-5012	2	CAP-PROTECTION						
Y	2	1	141-2107	1	VALVE GP-LUBE DISTRIBUTION (2-INJECTOR)						1266
	3	1	189-7543	2	HOSE AS						
					(EACH INCLUDES)						
		1	171-8964	2	COUPLING						
E		1	171-9629		HOSE (53-CM)						
I	4	1	183-5825	2	HOSE AS						
					(EACH INCLUDES)						
		1	171-8964	2	COUPLING						
E		1	171-9629		HOSE (30-CM)						
	5	1	259-2418	1	HOSE AS						
		1	171-8964	2	COUPLING						
E		1	171-9629		HOSE (225-CM)						
	6	1	259-2419	1	HOSE AS						
		1	171-8964	2	COUPLING						
E		1	171-9629		HOSE (223-CM)						
	7	1	148-8433	1	TEE AS						
		1	6V-8397	2	SEAL-O-RING						
		1	6V-9836	1	TEE-SWIVEL						
	8	1	3B-6552	2	ELBOW-PIPE						
	9	1	3J-5390	1	PLUG						
	10	1	6V-8397	1	SEAL-O-RING						
	11	1	8C-6869	1	CONNECTOR						

E-ORDER BY THE CENTIMETER
I-REFER TO HYDRAULIC INFORMATION SYSTEM
Y-SEPARATE ILLUSTRATION

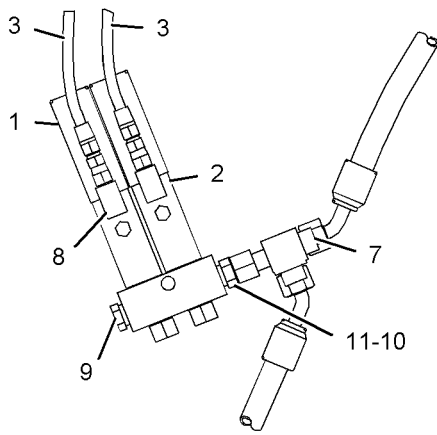
FRAME AND BODY

259-2422 VALVE & LINES GP-LUBRICATION (contd.)

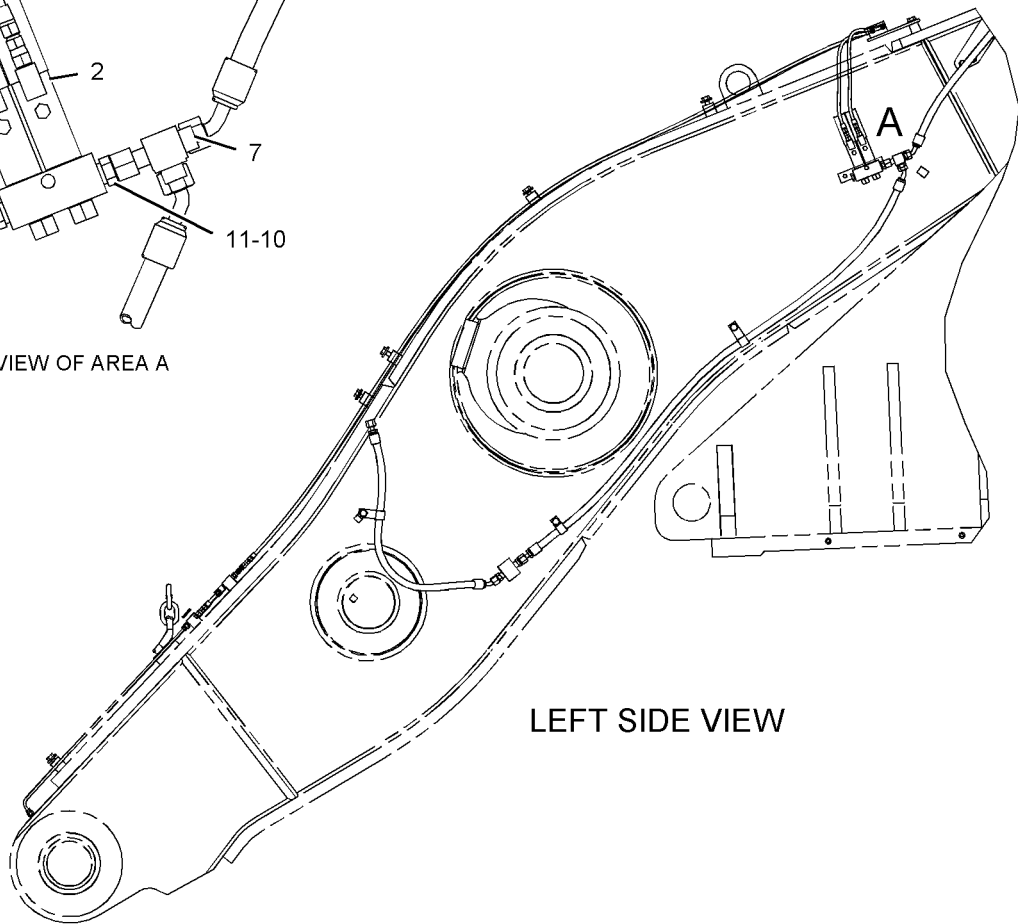
i02476411



TOP VIEW



VIEW OF AREA A



LEFT SIDE VIEW

GRAPHIC #1

<END>

g01124744

FRAME AND BODY

259-2422 VALVE & LINES GP-LUBRICATION-B-PIN, RH, LH

S/N: BXY1-1899

PART OF 259-2434 LINES GP-AUTOMATIC LUBRICATION
AN ATTACHMENT

SMCS-7540

i02457426

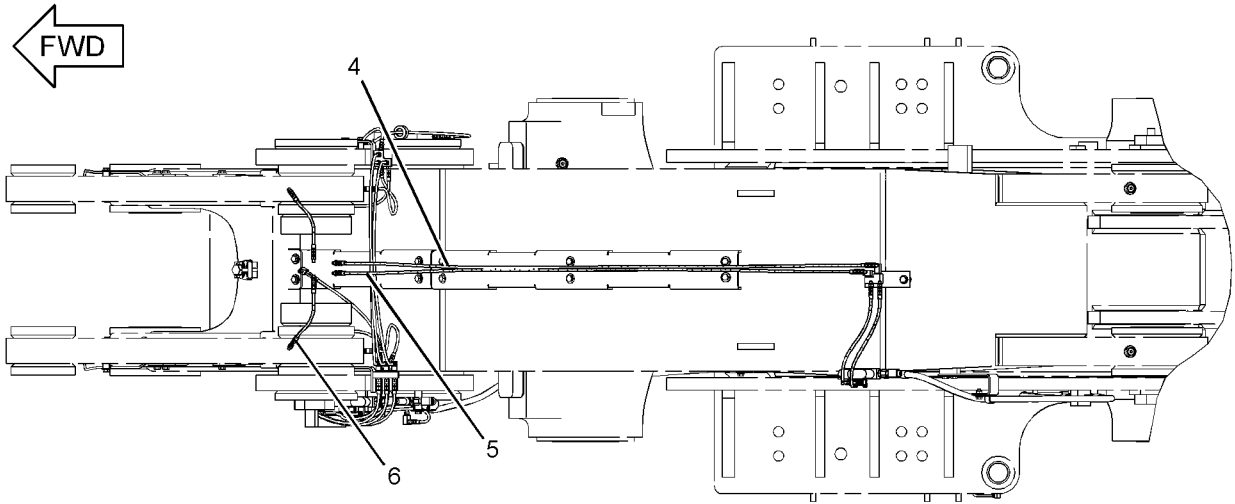
NOTE	REF NO	GRAPHIC REF	PART NUMBER	QTY	PART NAME						SEE PAGE
					1	2	3	4	5	6 (PRODUCT LEVEL)	
	1	1	5T-5012	2	CAP-PROTECTION						
Y	2	1	141-2107	1	VALVE GP-LUBE DISTRIBUTION (2-INJECTOR)						1266
	3	1	189-7543	2	HOSE AS						
					(EACH INCLUDES)						
		1	171-8964	2	COUPLING						
E		1	171-9629		HOSE (53-CM)						
	4	1	259-2418	1	HOSE AS						
		1	171-8964	2	COUPLING						
E		1	171-9629		HOSE (225-CM)						
	5	1	259-2419	1	HOSE AS						
		1	171-8964	2	COUPLING						
E		1	171-9629		HOSE (223-CM)						
	6	1	259-2458	2	HOSE AS						
					(EACH INCLUDES)						
		1	171-8964	2	COUPLING						
E		1	171-9629		HOSE (20-CM)						
	7	1	148-8433	1	TEE AS						
		1	6V-8397	2	SEAL-O-RING						
		1	6V-9836	1	TEE-SWIVEL						
	8	1	3B-6552	2	ELBOW-PIPE						
	9	1	3J-5390	1	PLUG						
	10	1	6V-8397	1	SEAL-O-RING						
	11	1	8C-6869	1	CONNECTOR						

E-ORDER BY THE CENTIMETER
Y-SEPARATE ILLUSTRATION

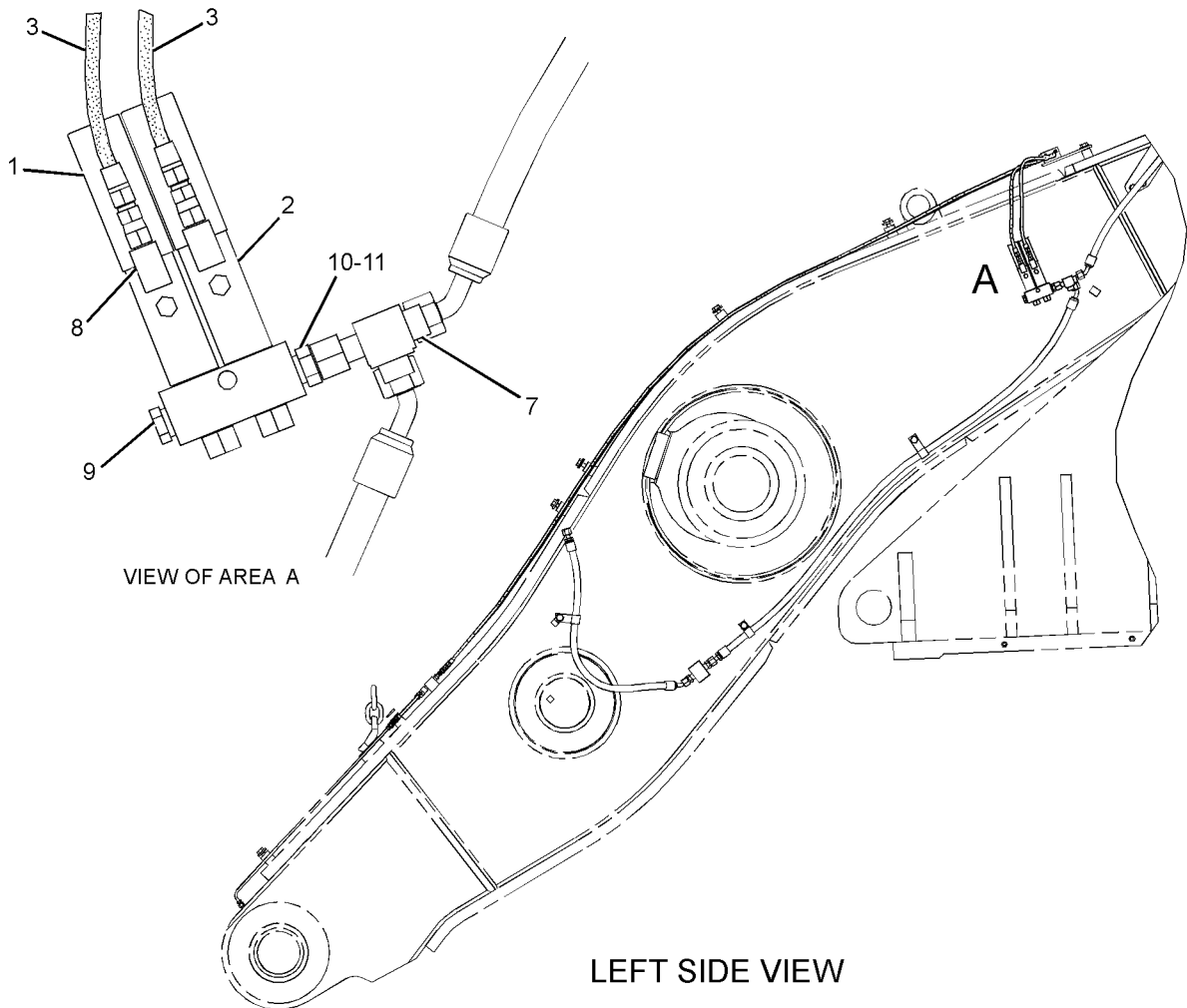
FRAME AND BODY

259-2422 VALVE & LINES GP-LUBRICATION (contd.)

i02457426



TOP VIEW



LEFT SIDE VIEW

GRAPHIC #1

<END>

g01230036

FRAME AND BODY

259-2431 VALVE & LINES GP-LUBRICATION- RH C-PIN, LINK PINS, RH TILT PIN

S/N: BXY1-1200

PART OF 259-2434 LINES GP-AUTOMATIC LUBRICATION
AN ATTACHMENT

SMCS-7540

i02387653

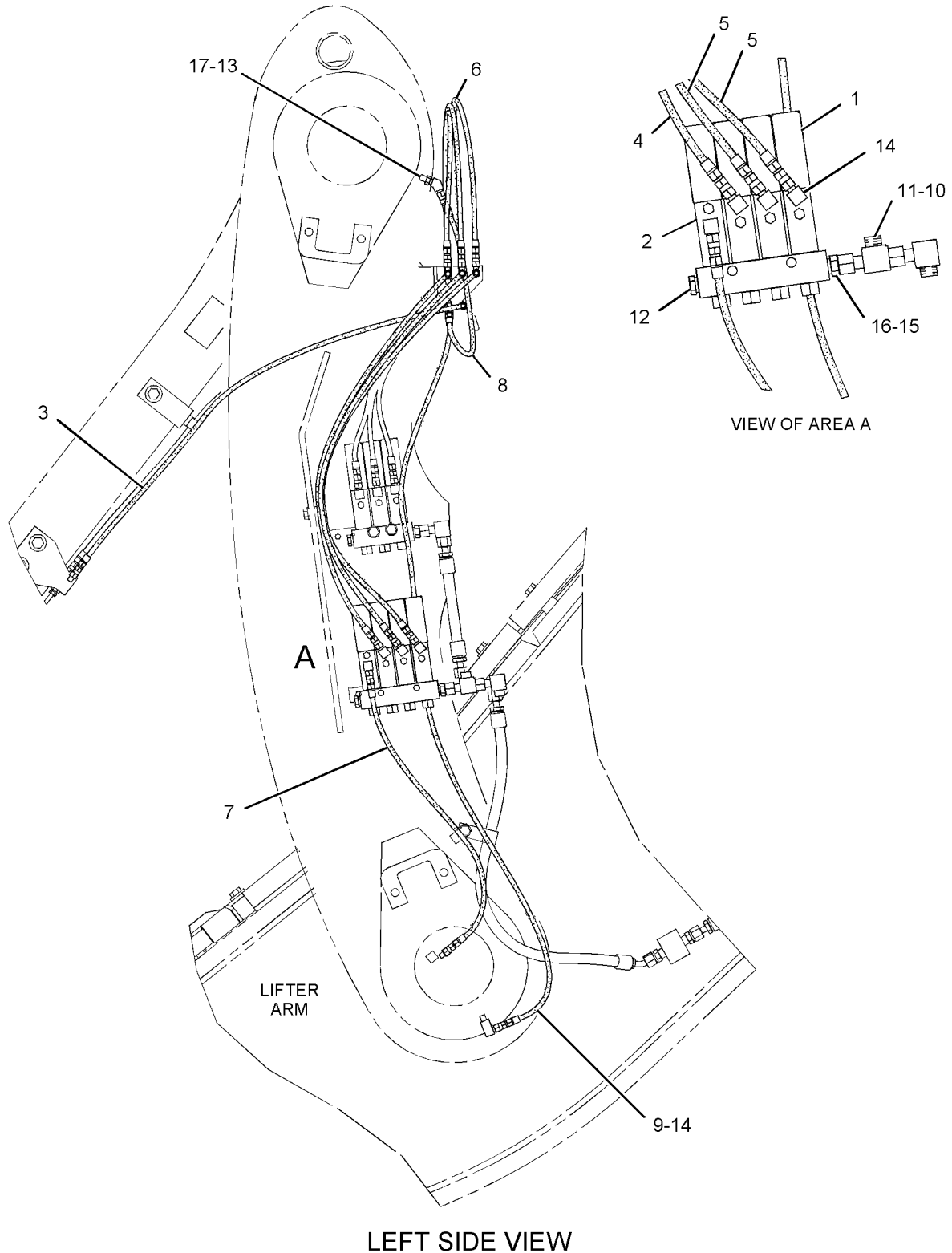
NOTE	REF NO	GRAPHIC REF	PART NUMBER	QTY	PART NAME						SEE PAGE
					1	2	3	4	5	6 (PRODUCT LEVEL)	
	1	1	5T-5012	4	CAP-PROTECTION						
Y	2	1	8W-2597	1	VALVE GP-LUBE DISTRIBUTION (4-INJECTOR)						1265
	3	1	070-0618	1	HOSE AS						
	4	1	183-5512	1	HOSE AS						
	5	1	189-7031	2	HOSE AS						
	6	1	259-2421	3	HOSE AS						
	7	1	189-7541	1	HOSE AS						
	8	1	189-7546	1	HOSE AS						
	9	1	189-7554	1	HOSE AS						
	10	1	148-8367	1	ELBOW AS						
		1	6V-8397	1	SEAL-O-RING						
		1	6V-9850	1	ELBOW						
	11	1	148-8433	1	TEE AS						
		1	6V-8397	2	SEAL-O-RING						
		1	6V-9836	1	TEE-SWIVEL						
	12	1	3J-5390	1	PLUG						
	13	1	4K-3026	1	EXTENSION						
	14	1	4M-8973	5	ELBOW						
	15	1	6V-8397	1	SEAL-O-RING						
	16	1	8C-6869	1	CONNECTOR						
	17	1	8L-5008	1	ELBOW-PIPE						

Y-SEPARATE ILLUSTRATION

FRAME AND BODY

259-2431 VALVE & LINES GP-LUBRICATION (contd.)

i02387653



GRAPHIC #1

<END>

g01128224

FRAME AND BODY

259-2431 VALVE & LINES GP-LUBRICATION- RH C-PIN, LINK PINS, RH TILT PIN

S/N: BXY1201-1899

PART OF 259-2434 LINES GP-AUTOMATIC LUBRICATION
AN ATTACHMENT

SMCS-7540

i02646236

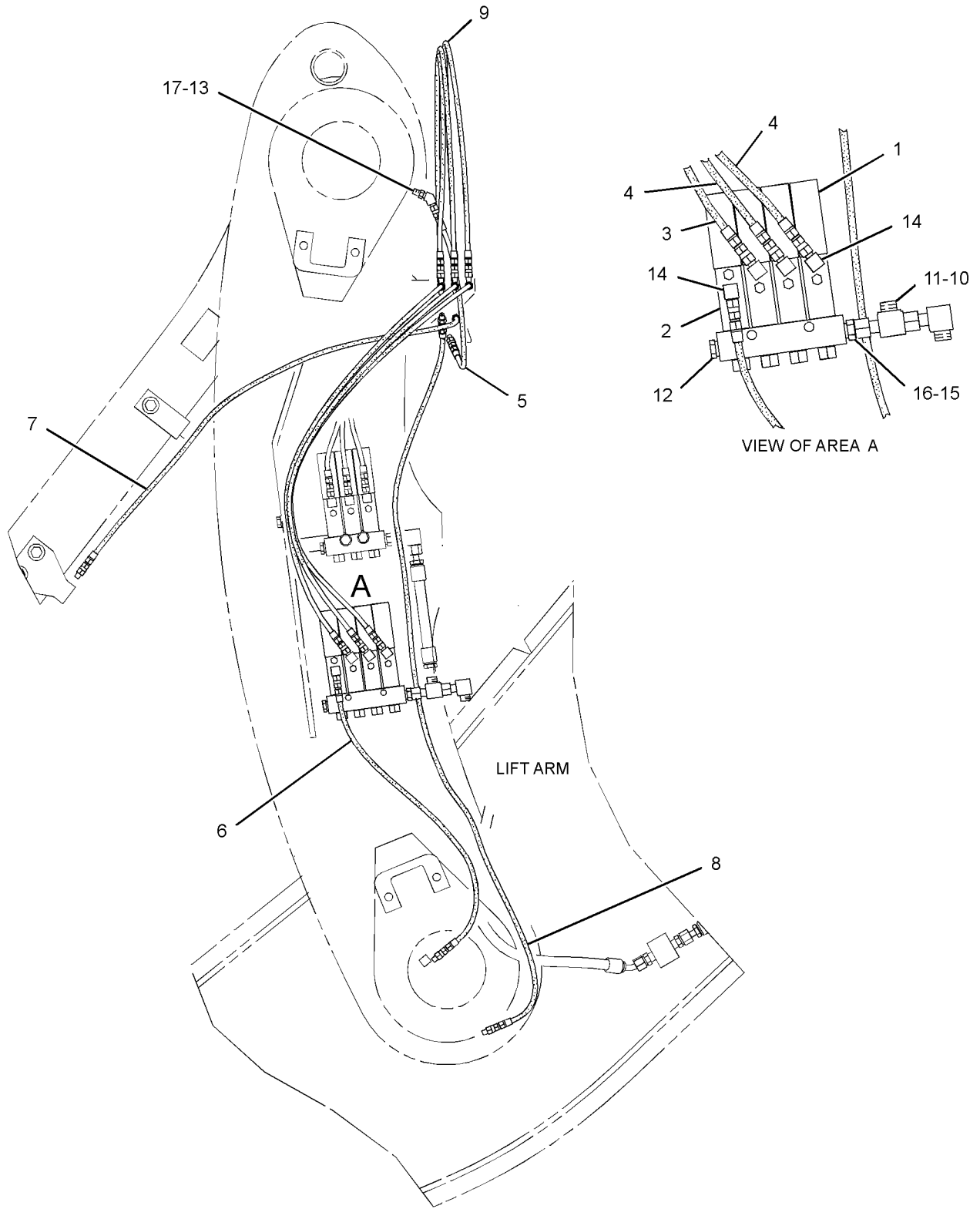
NOTE	REF NO	GRAPHIC REF	PART NUMBER	QTY	PART NAME						SEE PAGE
					1	2	3	4	5	6 (PRODUCT LEVEL)	
	1	1	5T-5012	4	CAP-PROTECTION						
Y	2	1	8W-2597	1	VALVE GP-LUBE DISTRIBUTION (4-INJECTOR)						1265
	3	1	183-5512	1	HOSE AS						
	4	1	189-7031	2	HOSE AS						
C	5	1	189-7531	1	HOSE AS						
	6	1	189-7541	1	HOSE AS						
C	7	1	189-7548	1	HOSE AS						
	8	1	189-7554	1	HOSE AS						
	9	1	259-2421	3	HOSE AS						
	10	1	148-8367	1	ELBOW AS						
		1	6V-8397	1	SEAL-O-RING						
		1	6V-9850	1	ELBOW						
	11	1	148-8433	1	TEE AS						
		1	6V-8397	2	SEAL-O-RING						
		1	6V-9836	1	TEE-SWIVEL						
	12	1	3J-5390	1	PLUG						
	13	1	4K-3026	1	EXTENSION						
C	14	1	4M-8973	4	ELBOW						
	15	1	6V-8397	1	SEAL-O-RING						
	16	1	8C-6869	1	CONNECTOR						
	17	1	8L-5008	1	ELBOW-PIPE						

C-CHANGE FROM PREVIOUS TYPE
Y-SEPARATE ILLUSTRATION

FRAME AND BODY

259-2431 VALVE & LINES GP-LUBRICATION (contd.)

i02646236



LEFT SIDE VIEW

GRAPHIC #1

<END>

g01330570

FRAME AND BODY

259-2432 VALVE & LINES GP-LUBRICATION- LH C-PIN, LH TILT LINK PIN

S/N: BXY1-1200

PART OF 259-2434 LINES GP-AUTOMATIC LUBRICATION
AN ATTACHMENT

SMCS-7540

i02329784

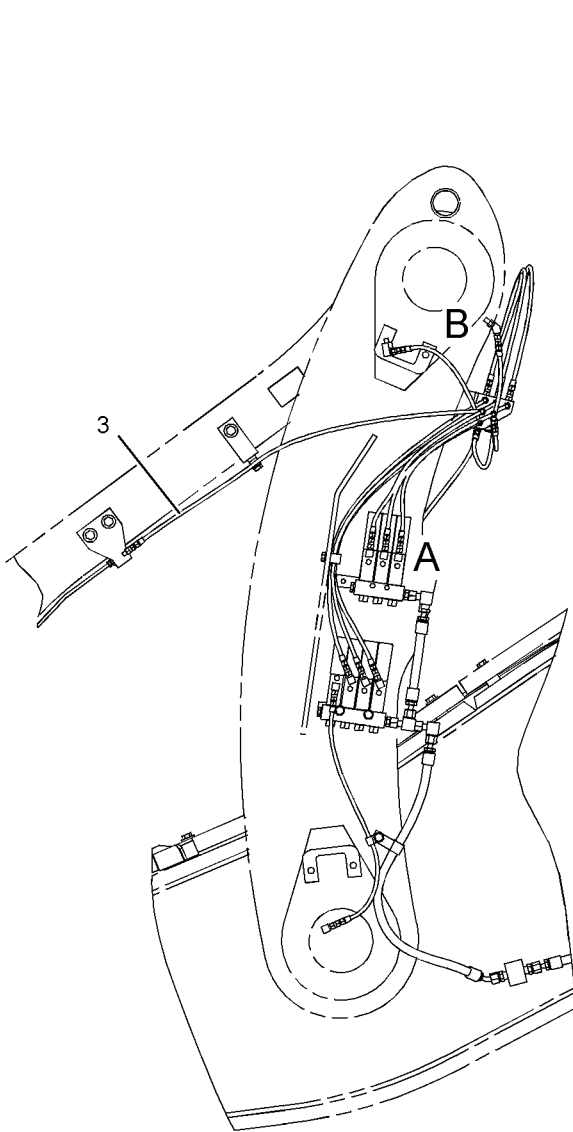
NOTE	REF NO	GRAPHIC REF	PART NUMBER	QTY	PART NAME						SEE PAGE
					1	2	3	4	5	6 (PRODUCT LEVEL)	
Y	1	2	5T-5009	1	VALVE GP-LUBE DISTRIBUTION (3-INJECTOR)						1264
	2	2	5T-5012	3	CAP-PROTECTION						
	3	1	070-0618	1	HOSE AS						
	4	2	189-7531	2	HOSE AS						
	5	2	189-7546	2	HOSE AS						
	6	2	227-3253	1	HOSE AS						
	7	2	<i>148-8367</i>	1	ELBOW AS						
		2	6V-8397	1	SEAL-O-RING						
		2	6V-9850	1	ELBOW						
	8	2	3J-5390	1	PLUG						
	9	2	4K-3026	1	EXTENSION						
	10	1,2	4M-8973	4	ELBOW						
	11	2	6V-8397	1	SEAL-O-RING						
	12	2	8C-6869	1	CONNECTOR						
	13	2	8L-5008	1	ELBOW-PIPE						
	14	1	189-7543	1	HOSE AS						

Y-SEPARATE ILLUSTRATION

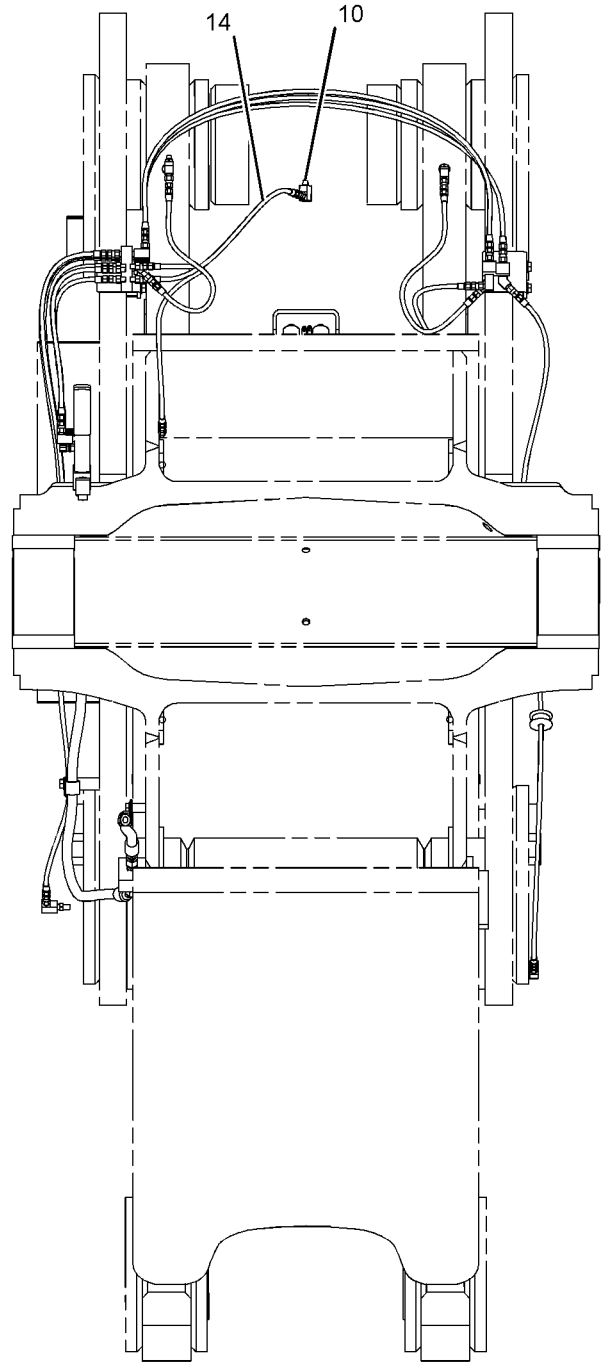
FRAME AND BODY

259-2432 VALVE & LINES GP-LUBRICATION (contd.)

i02329784



LEFT SIDE VIEW



REAR VIEW

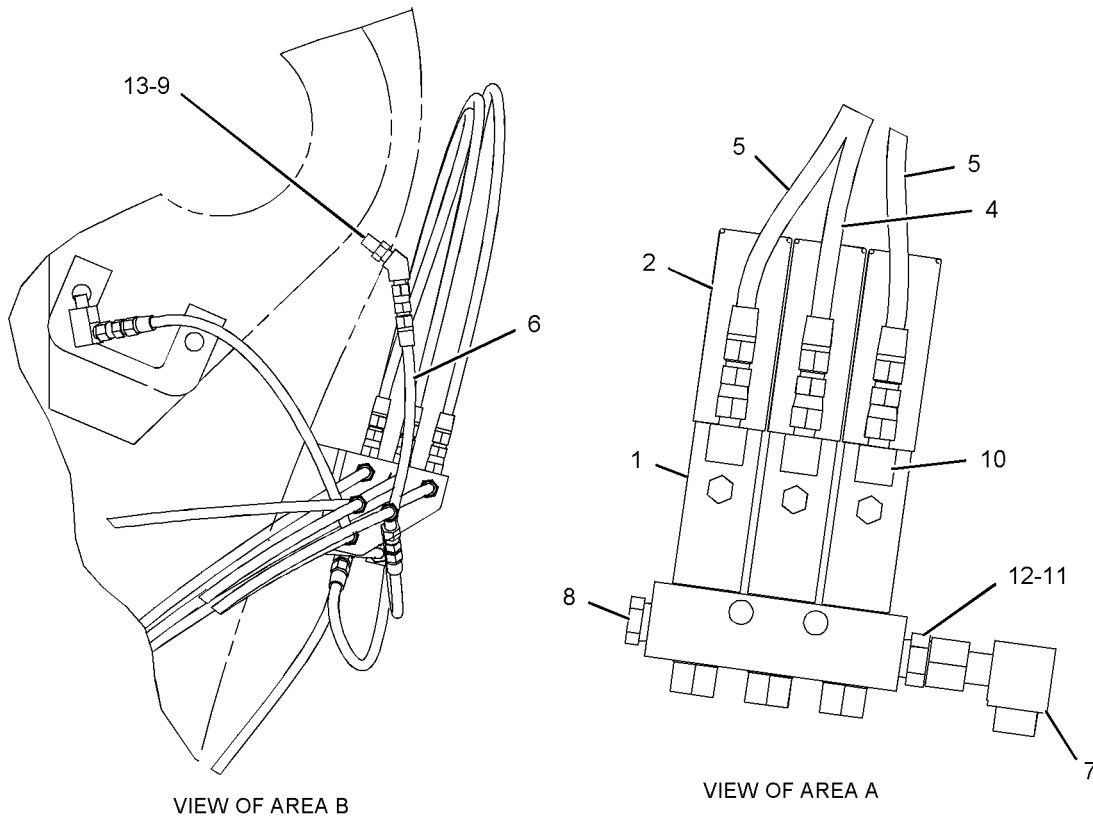
GRAPHIC #1

g01164531

FRAME AND BODY

259-2432 VALVE & LINES GP-LUBRICATION (contd.)

i02329784



GRAPHIC #2

<END>

g01124651

FRAME AND BODY

259-2432 VALVE & LINES GP-LUBRICATION- LH C-PIN, LH TILT LINK PIN

S/N: BXY1201-1899

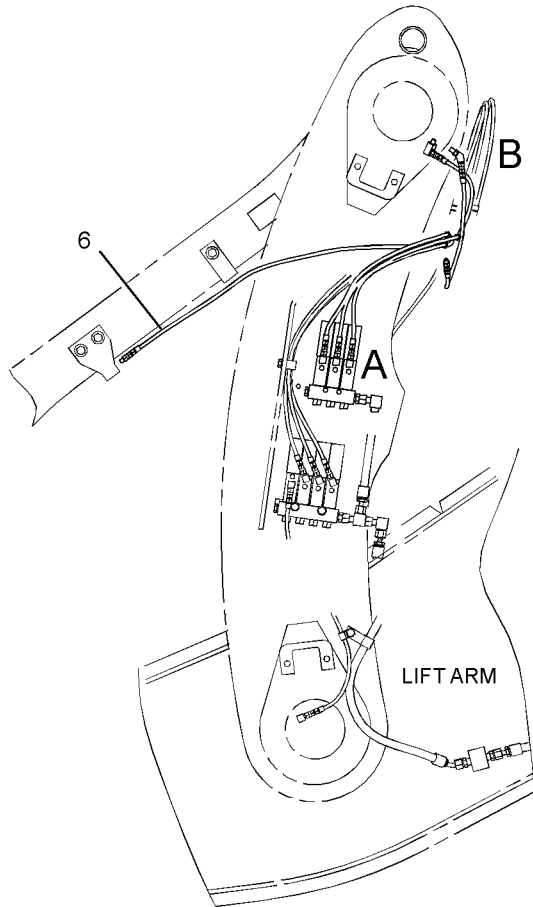
PART OF 259-2434 LINES GP-AUTOMATIC LUBRICATION
AN ATTACHMENT

SMCS-7540

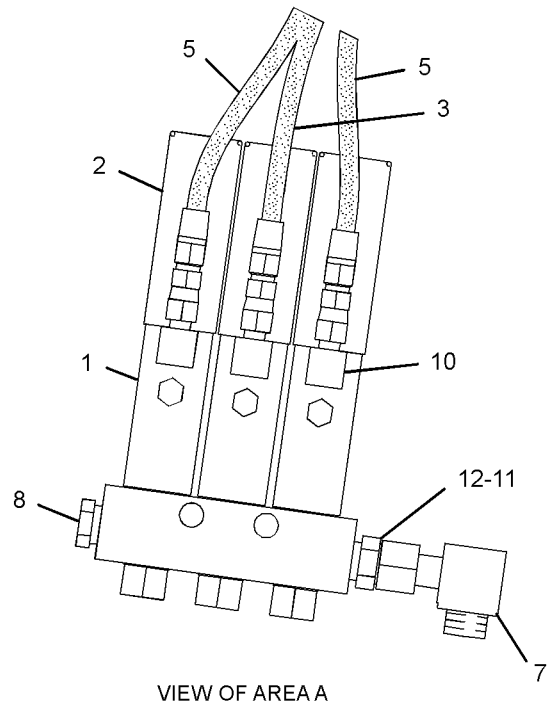
i02668329

NOTE	REF NO	GRAPHIC REF	PART NUMBER	QTY	PART NAME						SEE PAGE
					1	2	3	4	5	6 (PRODUCT LEVEL)	
Y	1	1	5T-5009	1	VALVE GP-LUBE DISTRIBUTION (3-INJECTOR)						1264
	2	1	5T-5012	3	CAP-PROTECTION						
C	3	1,2	189-7531	2	HOSE AS						
	4	2	189-7543	1	HOSE AS						
	5	1	189-7546	2	HOSE AS						
C	6	1	189-7548	1	HOSE AS						
	7	1	148-8367	1	ELBOW AS						
		1	6V-8397	1	SEAL-O-RING						
		1	6V-9850	1	ELBOW						
	8	1	3J-5390	1	PLUG						
	9	2	4K-3026	1	EXTENSION						
	10	1,2	4M-8973	4	ELBOW						
	11	1	6V-8397	1	SEAL-O-RING						
	12	1	8C-6869	1	CONNECTOR						
	13	2	8L-5008	1	ELBOW-PIPE						

C-CHANGE FROM PREVIOUS TYPE
Y-SEPARATE ILLUSTRATION



LEFT SIDE VIEW



VIEW OF AREA A

REFER TO ALL ILLUSTRATIONS OF
THIS GROUP FOR AUXILIARY VIEWS

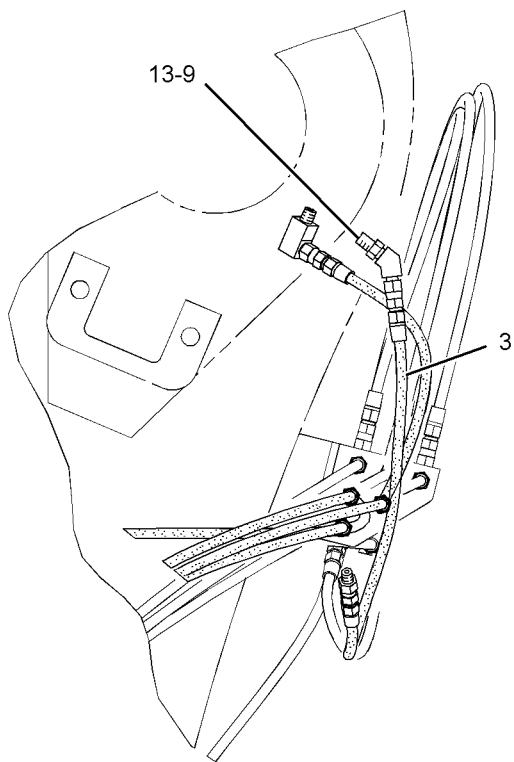
GRAPHIC #1

g01330947

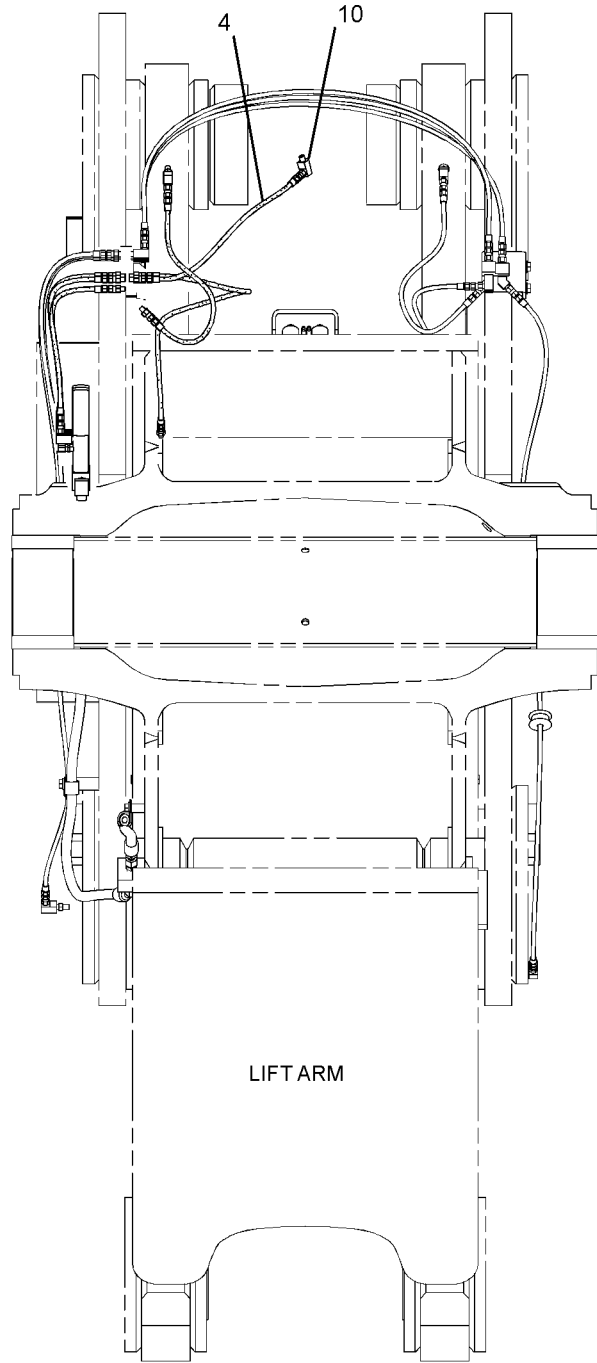
FRAME AND BODY

259-2432 VALVE & LINES GP-LUBRICATION (contd.)

i02668329



VIEW OF AREA B



LIFT ARM

REAR VIEW

GRAPHIC #2

<END>

g01330949

FRAME AND BODY

259-2445 VALVE & LINES GP-LUBRICATION- LH C-PIN, LH TILT LINK PIN

S/N: BXY1-1899

PART OF 259-2444 LINES GP-AUTOMATIC LUBRICATION
AN ATTACHMENT

SMCS-7540

i02636509

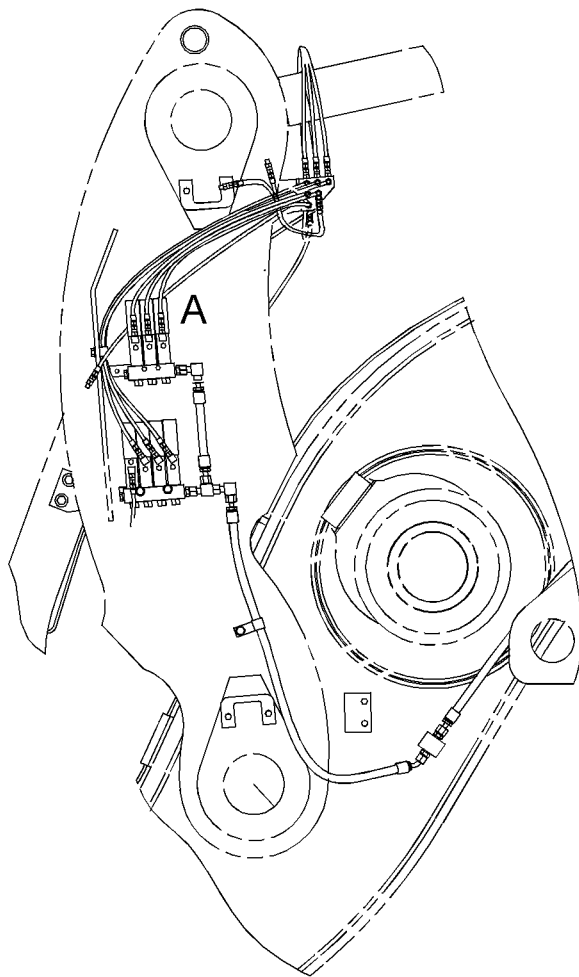
NOTE	REF NO	GRAPHIC REF	PART NUMBER	QTY	PART NAME						SEE PAGE	
					1	2	3	4	5	6 (PRODUCT LEVEL)		
Y	1	1	5T-5009	1	VALVE GP-LUBE DISTRIBUTION (3-INJECTOR)						1264	
	2	1	5T-5012	3	CAP-PROTECTION							
	3	1	183-5512	1	HOSE AS							
I	4	1	183-5825	1	HOSE AS							
	5	1	189-7543	1	HOSE AS							
	6	1	189-7546	1	HOSE AS							
	7	1	189-7981	2	HOSE AS							
	8	1	148-8367	1	ELBOW AS							
		1		6V-8397	1	SEAL-O-RING						
		1		6V-9850	1	ELBOW						
	9	1	3J-5390	1	PLUG							
	10	1	4M-8973	3	ELBOW							
11	1	6V-8397	1	SEAL-O-RING								
12	1	8C-6869	1	CONNECTOR								

I-REFER TO HYDRAULIC INFORMATION SYSTEM
Y-SEPARATE ILLUSTRATION

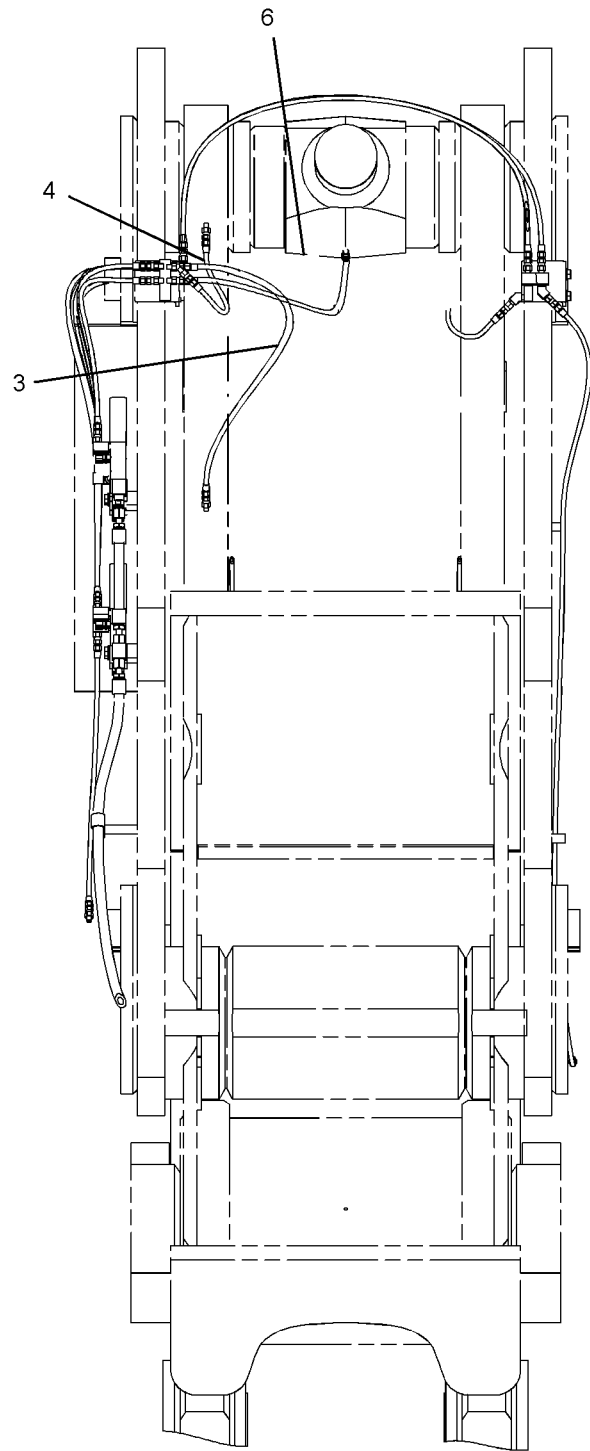
FRAME AND BODY

259-2445 VALVE & LINES GP-LUBRICATION (contd.)

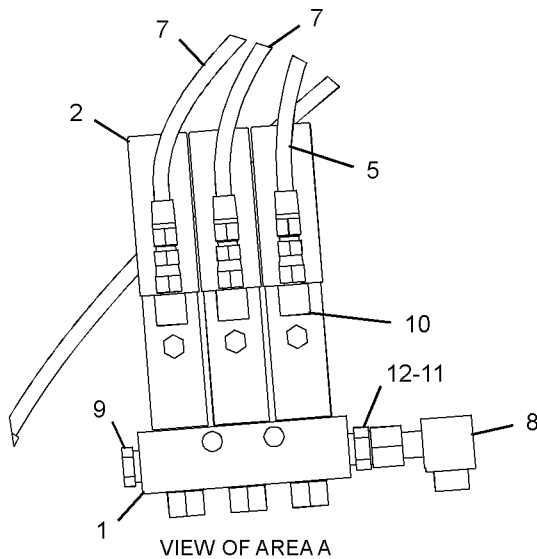
i02636509



LEFT SIDE VIEW



REAR VIEW



VIEW OF AREA A

GRAPHIC #1

<END>

g01329534

FRAME AND BODY

259-2446 VALVE & LINES GP-LUBRICATION- RH C-PIN, LINK PINS, RH TILT PIN

S/N: BXY1-1899

PART OF 259-2444 LINES GP-AUTOMATIC LUBRICATION
AN ATTACHMENT

SMCS-7540

i02637573

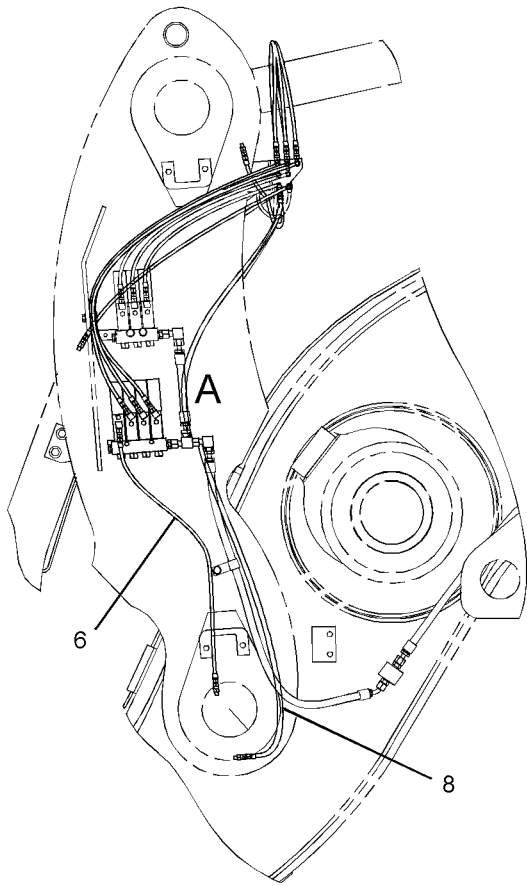
NOTE	REF NO	GRAPHIC REF	PART NUMBER	QTY	PART NAME						SEE PAGE
					1	2	3	4	5	6 (PRODUCT LEVEL)	
	1	1	5T-5012	4	CAP-PROTECTION						
Y	2	1	8W-2597	1	VALVE GP-LUBE DISTRIBUTION (4-INJECTOR)						1265
	3	1	183-5512	1	HOSE AS						
I	4	1	183-5825	1	HOSE AS						
	5	1	189-7540	5	HOSE AS						
	6	1	189-7547	1	HOSE AS						
	7	1	189-7548	1	HOSE AS						
	8	1	189-7553	1	HOSE AS						
	9	1	148-8367	1	ELBOW AS						
		1	6V-8397	1	SEAL-O-RING						
		1	6V-9850	1	ELBOW						
	10	1	148-8433	1	TEE AS						
		1	6V-8397	2	SEAL-O-RING						
		1	6V-9836	1	TEE-SWIVEL						
	11	1	3J-5390	1	PLUG						
	12	1	4M-8973	4	ELBOW						
	13	1	6V-8397	1	SEAL-O-RING						
	14	1	8C-6869	1	CONNECTOR						

I-REFER TO HYDRAULIC INFORMATION SYSTEM
Y-SEPARATE ILLUSTRATION

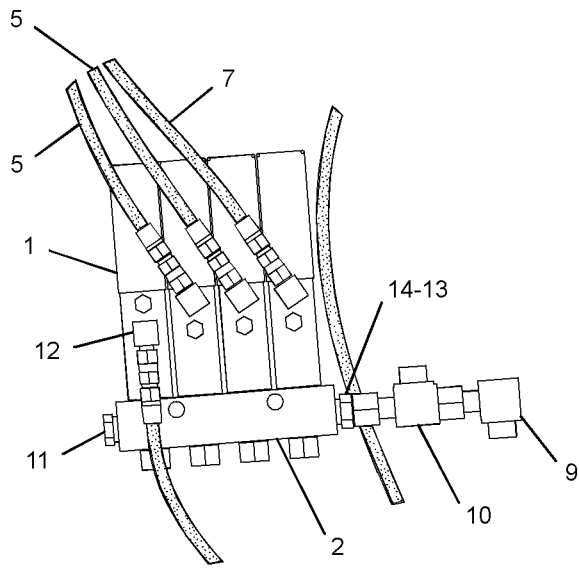
FRAME AND BODY

259-2446 VALVE & LINES GP-LUBRICATION (contd.)

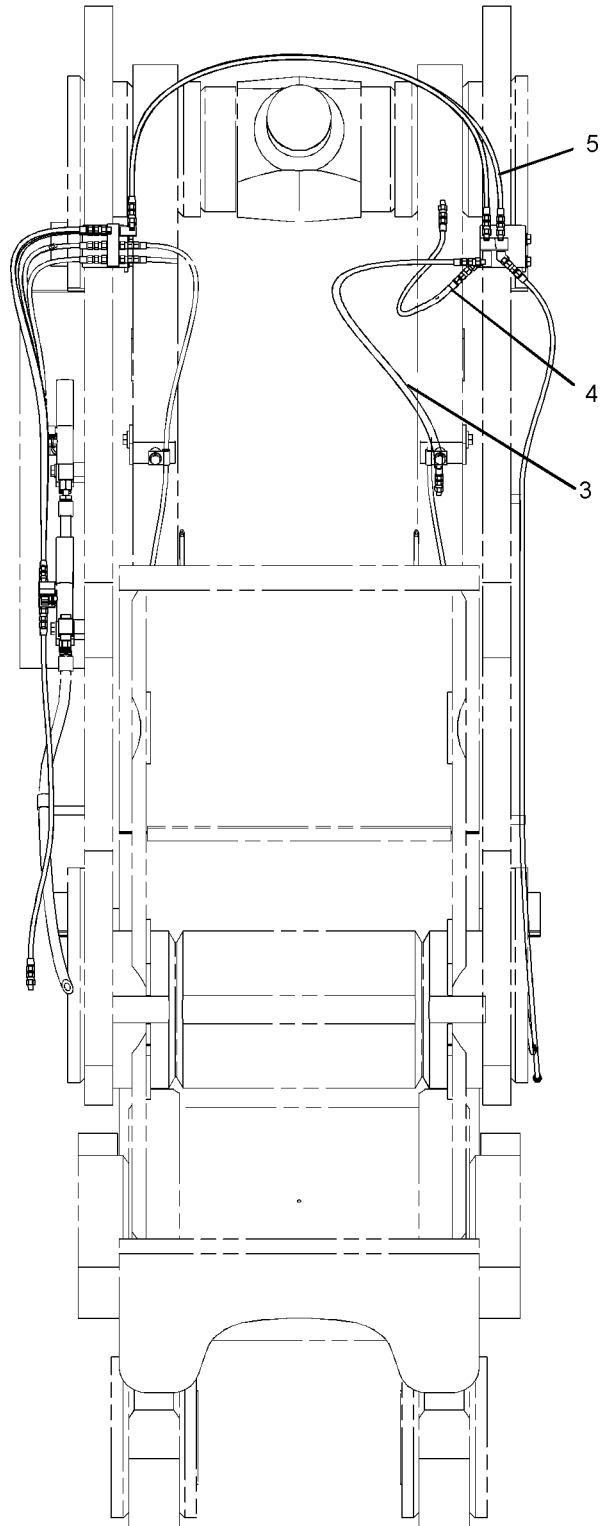
i02637573



REAR VIEW



VIEW OF AREA A



LEFT SIDE VIEW

GRAPHIC #1

<END>

g01329846

FRAME AND BODY

259-2447 VALVE & LINES GP-LUBRICATION- STEERING CYLINDERS, TRUNNIONS

S/N: BXY1-1899

PART OF 259-2441 LINES GP-AUTOMATIC LUBRICATION
AN ATTACHMENT

SMCS-7540

i02458469

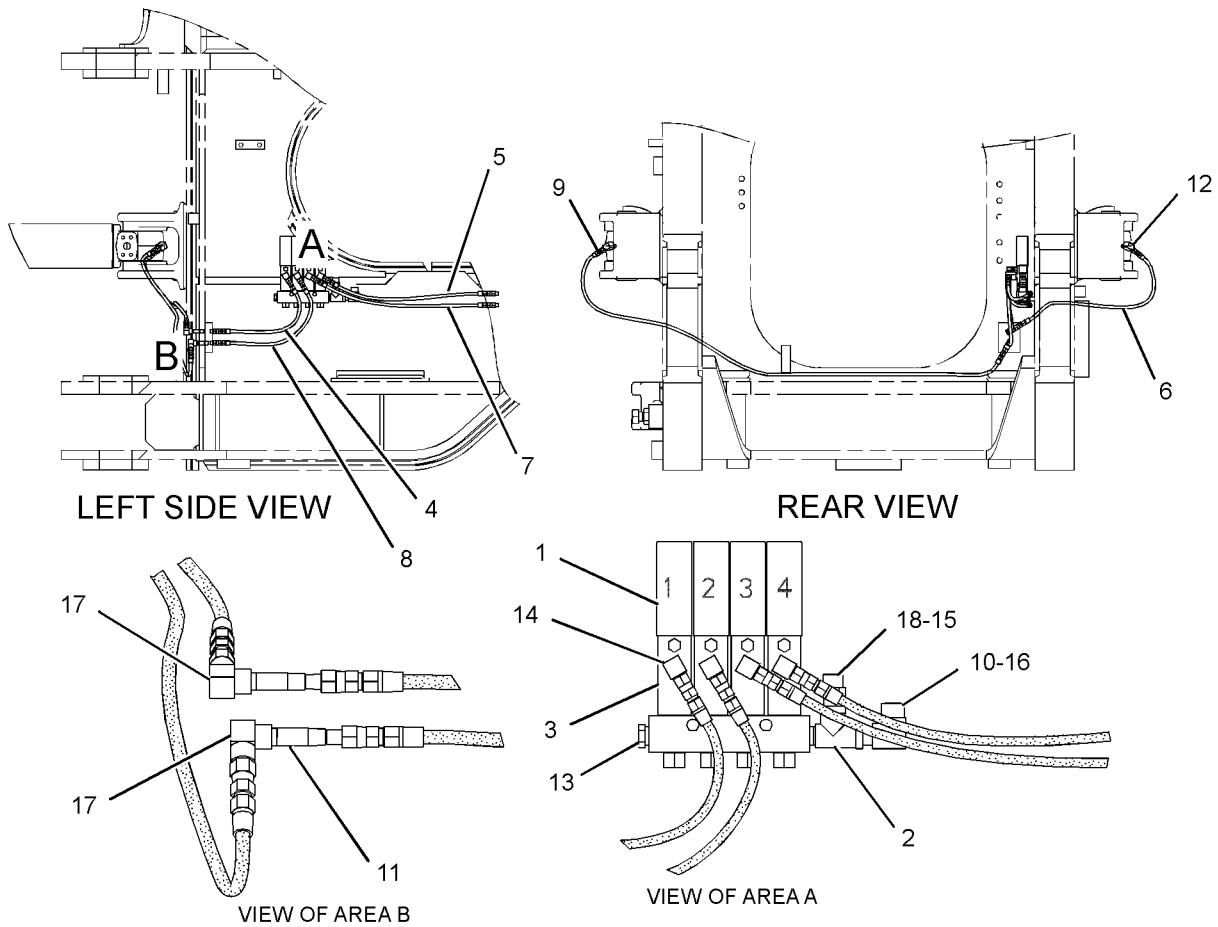
NOTE	REF NO	GRAPHIC REF	PART NUMBER	QTY	PART NAME						SEE PAGE
					1	2	3	4	5	6 (PRODUCT LEVEL)	
	1	1	5T-5012	4	CAP-PROTECTION						
	2	1	8L-6005	1	TEE-PIPE						
Y	3	1	8W-2597	1	VALVE GP-LUBE DISTRIBUTION (4-INJECTOR)						1265
I	4	1	183-5825	1	HOSE AS						
	5	1	189-7531	1	HOSE AS						
	6	1	189-7543	1	HOSE AS						
	7	1	189-7546	1	HOSE AS						
	8	1	189-7552	1	HOSE AS						
	9	1	189-7554	1	HOSE AS						
	10	1	2T-2396	1	ELBOW						
	11	1	3B-7263	2	NIPPLE-PIPE						
	12	1	3B-8822	2	ELBOW						
	13	1	3J-5390	1	PLUG						
	14	1	4M-8973	4	ELBOW						
	15	1	6V-8397	1	SEAL-O-RING						
	16	1	6V-8398	1	SEAL-O-RING						
	17	1	8B-4884	2	ELBOW						
	18	1	8C-6869	1	CONNECTOR						

I-REFER TO HYDRAULIC INFORMATION SYSTEM
Y-SEPARATE ILLUSTRATION

FRAME AND BODY

259-2447 VALVE & LINES GP-LUBRICATION (contd.)

i02458469



GRAPHIC #1

<END>

g01227712

FRAME AND BODY

259-2448 VALVE & LINES GP-LUBRICATION-E, F, K-PINS

S/N: BXY1-2146

PART OF 259-2449, 285-7279 LINES GP-AUTOMATIC LUBRICATION
AN ATTACHMENT

SMCS-7540

i02640062

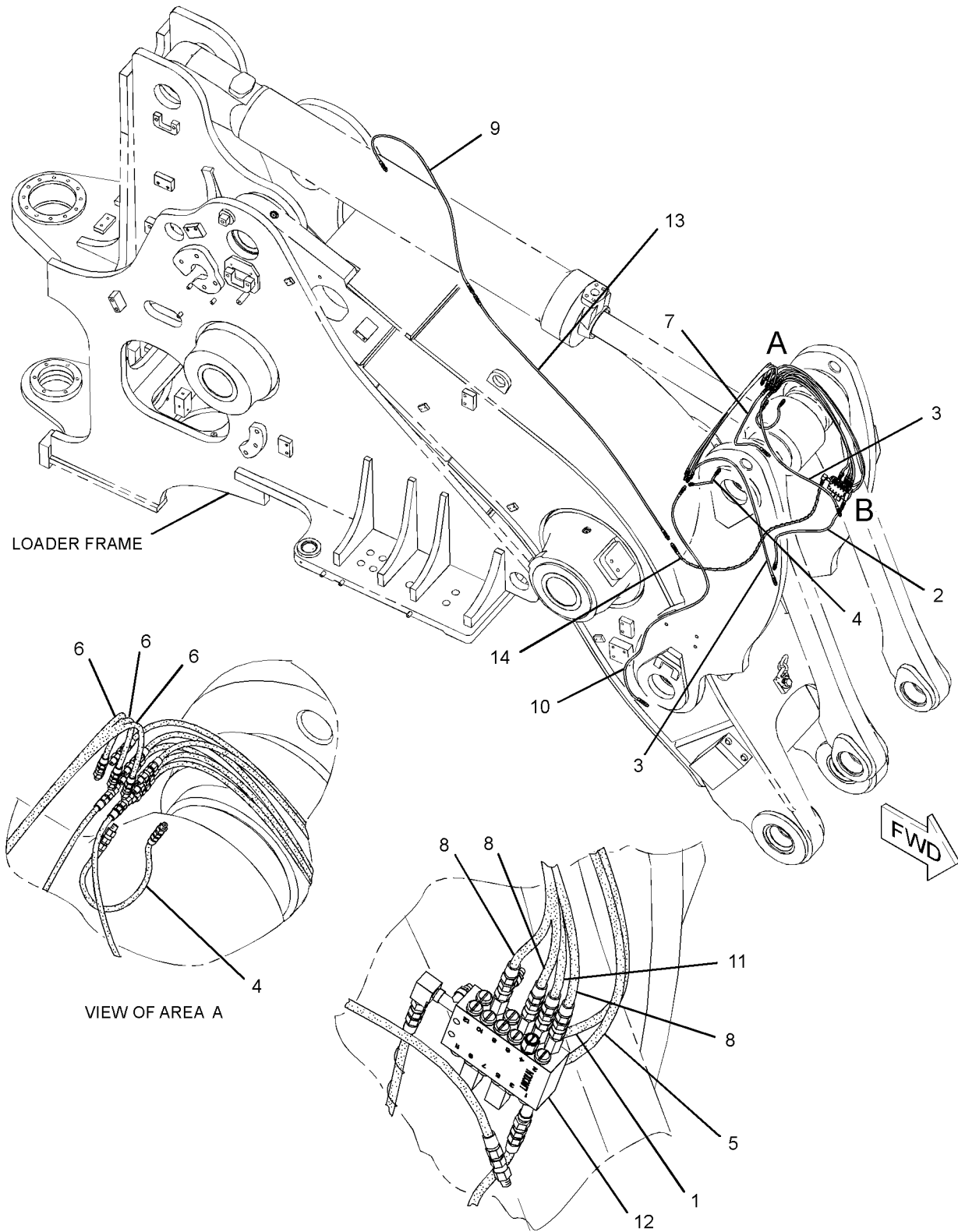
NOTE	REF NO	GRAPHIC REF	PART NUMBER	QTY	PART NAME						SEE PAGE	
					1	2	3	4	5	6 (PRODUCT LEVEL)		
	1	1	070-0618	1	HOSE	AS						
	2	1	183-5509	1	HOSE	AS						
	3	1	183-5512	2	HOSE	AS						
I	4	1	183-5825	2	HOSE	AS						
	5	1	189-7031	1	HOSE	AS						
	6	1	189-7540	3	HOSE	AS						
	7	1	189-7546	1	HOSE	AS						
	8	1	189-7547	3	HOSE	AS						
	9	1	189-7548	1	HOSE	AS						
	10	1	189-7553	1	HOSE	AS						
	11	1	219-5039	1	HOSE	AS						
Y	12	1	224-4420	1	VALVE GP-LUBE DISTRIBUTION (12-INJECTOR)							1270
	13	1	227-3255	1	HOSE	AS						
	14	1	259-2424	1	HOSE	AS						

I-REFER TO HYDRAULIC INFORMATION SYSTEM
Y-SEPARATE ILLUSTRATION

FRAME AND BODY

259-2448 VALVE & LINES GP-LUBRICATION (contd.)

i02640062



GRAPHIC #1

VIEW OF AREA B
<END>

g01336524

FRAME AND BODY

259-2448 VALVE & LINES GP-LUBRICATION-E, F, K-PINS

S/N: BXY2147-2982

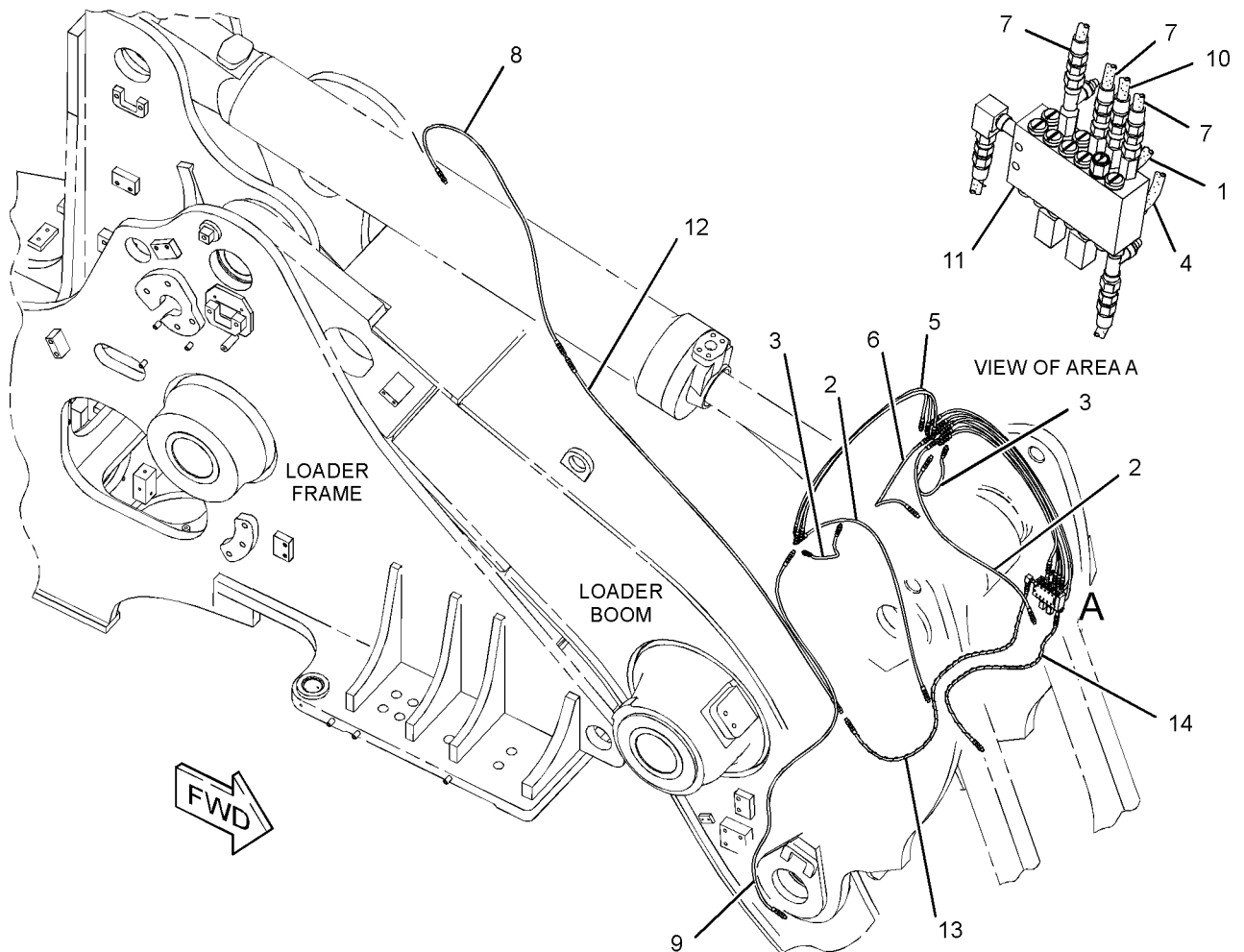
PART OF 285-7279 LINES GP-AUTOMATIC LUBRICATION
AN ATTACHMENT

SMCS-7540

i03167360

NOTE	REF NO	GRAPHIC REF	PART NUMBER	QTY	PART NAME						SEE PAGE
					1	2	3	4	5	6 (PRODUCT LEVEL)	
	1	1	070-0618	1	HOSE AS						
C	2	1	183-5512	2	HOSE AS						
I	3	1	183-5825	2	HOSE AS						
	4	1	189-7031	1	HOSE AS						
	5	1	189-7540	3	HOSE AS						
	6	1	189-7546	1	HOSE AS						
	7	1	189-7547	3	HOSE AS						
	8	1	189-7548	1	HOSE AS						
	9	1	189-7553	1	HOSE AS						
	10	1	219-5039	1	HOSE AS						
Y	11	1	224-4420	1	VALVE GP-LUBE DISTRIBUTION (12-INJECTOR)						1270
	12	1	227-3255	1	HOSE AS						
	13	1	259-2424	1	HOSE AS						
	14	1	285-7306	1	HOSE AS						

C-CHANGE FROM PREVIOUS TYPE
I-REFER TO HYDRAULIC INFORMATION SYSTEM
Y-SEPARATE ILLUSTRATION



GRAPHIC #1

<END>

g01850198

FRAME AND BODY

259-2448 VALVE & LINES GP-LUBRICATION-E, F, K-PINS

S/N: BXY2983-UP

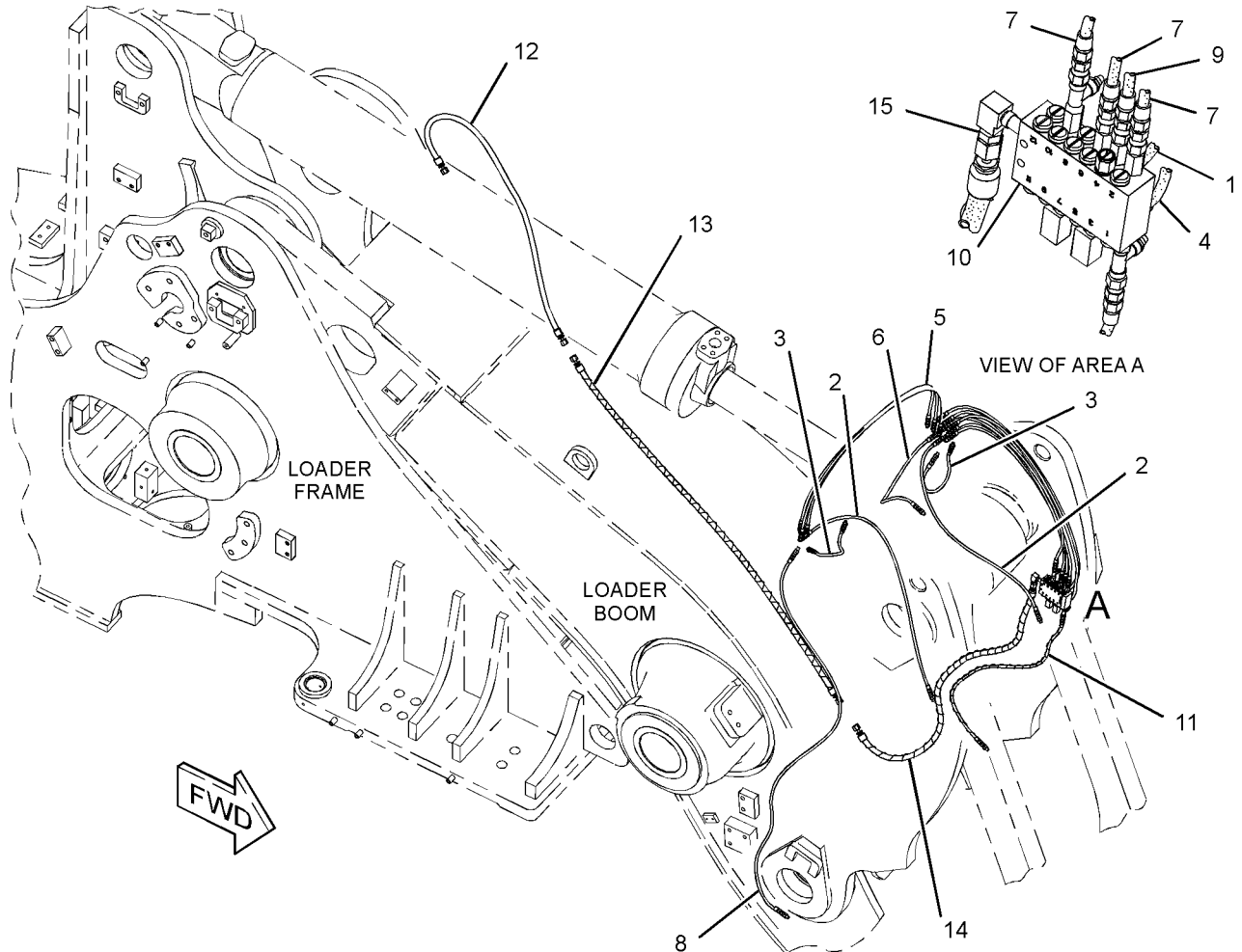
PART OF 342-1187 LINES GP-AUTOMATIC LUBRICATION
AN ATTACHMENT

SMCS-7540

i03731143

NOTE	REF NO	GRAPHIC REF	PART NUMBER	QTY	PART NAME						SEE PAGE
					1	2	3	4	5	6 (PRODUCT LEVEL)	
	1	1	070-0618	1	HOSE AS						
	2	1	183-5512	2	HOSE AS						
I	3	1	183-5825	2	HOSE AS						
	4	1	189-7031	1	HOSE AS						
	5	1	189-7540	3	HOSE AS						
	6	1	189-7546	1	HOSE AS						
	7	1	189-7547	3	HOSE AS						
	8	1	189-7553	1	HOSE AS						
	9	1	219-5039	1	HOSE AS						
Y	10	1	224-4420	1	VALVE GP-LUBE DISTRIBUTION (12-INJECTOR)						1270
	11	1	285-7306	1	HOSE AS						
CI	12	1	340-6919	1	HOSE AS						
CI	13	1	341-1654	1	HOSE AS						
CI	14	1	349-4511	1	HOSE AS						
C	15	1	148-8320	1	CONNECTOR AS						
		1	4J-5477	1	SEAL-O-RING						
		1	8C-6865	1	CONNECTOR						

C-CHANGE FROM PREVIOUS TYPE
I-REFER TO HYDRAULIC INFORMATION SYSTEM
Y-SEPARATE ILLUSTRATION



GRAPHIC #1

<END>

g02024505

FRAME AND BODY

259-2451 VALVE & LINES GP-LUBRICATION- LOWER HITCH, RH STEERING CYLINDER, TILT CYLINDER

S/N: BXY1-1899

PART OF 259-2450 LINES GP-AUTOMATIC LUBRICATION
AN ATTACHMENT

SMCS-7540

i02328220

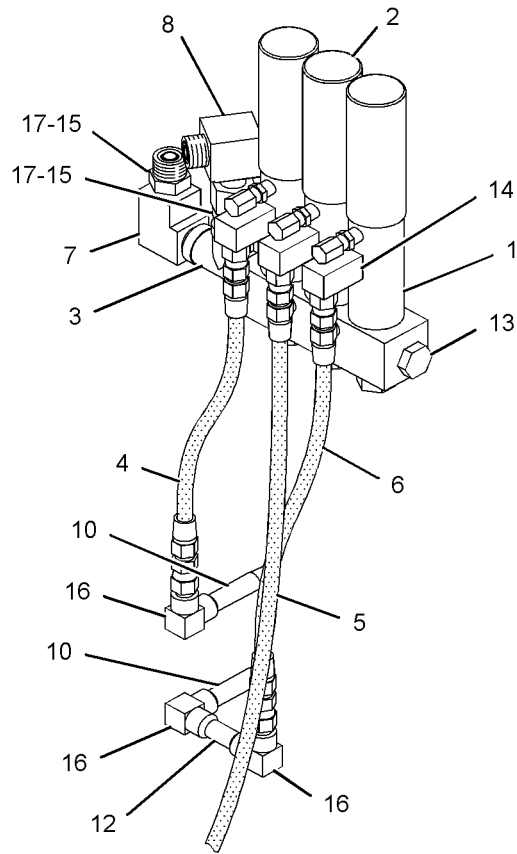
NOTE	REF NO	GRAPHIC REF	PART NUMBER	QTY	PART NAME						SEE PAGE
					1	2	3	4	5	6 (PRODUCT LEVEL)	
Y	1	1	5T-5009	1	VALVE GP-LUBE DISTRIBUTION (3-INJECTOR)						1264
	2	1	5T-5012	3	CAP-PROTECTION						
	3	1	8L-6005	1	TEE-PIPE						
	4	1	070-0617	1	HOSE AS						
	5	1	189-7535	1	HOSE AS						
	6	1	189-7536	1	HOSE AS						
	7	1	003-2143	1	ELBOW						
	8	1	148-8367	1	ELBOW AS						
		1	6V-8397	1	SEAL-O-RING						
		1	6V-9850	1	ELBOW						
	9	1	3B-6493	1	ELBOW-PIPE						
	10	1	3B-7263	2	NIPPLE-PIPE						
	11	1	3B-7285	1	NIPPLE-PIPE						
	12	1	3B-7733	1	FITTING						
	13	1	3J-5390	1	PLUG						
	14	1	4M-8973	3	ELBOW						
	15	1	6V-8397	2	SEAL-O-RING						
	16	1	8B-4884	3	ELBOW						
	17	1	8C-6869	2	CONNECTOR						

Y-SEPARATE ILLUSTRATION

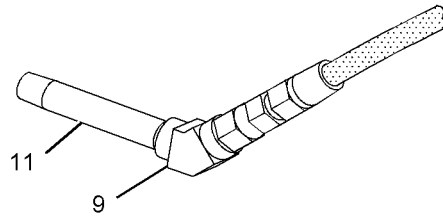
FRAME AND BODY

259-2451 VALVE & LINES GP-LUBRICATION (contd.)

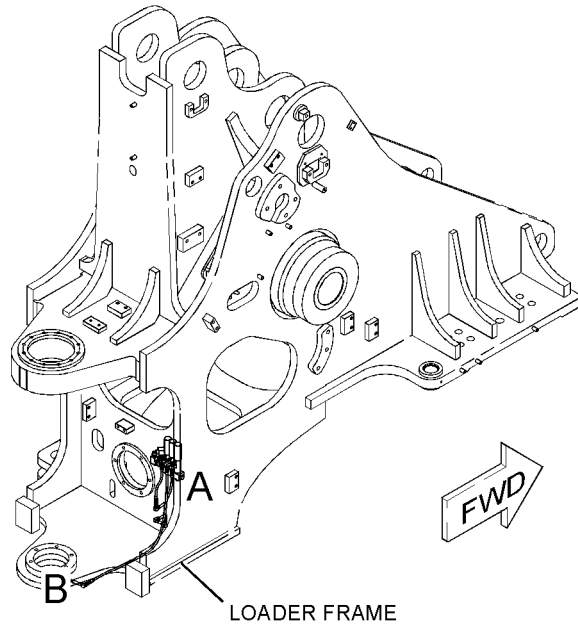
i02328220



VIEW OF AREA A



VIEW OF AREA B



GRAPHIC #1

<END>

g01125264

FRAME AND BODY

259-2453 VALVE & LINES GP-LUBRICATION- LH STEERING CYLINDER, UPPER HITCH

S/N: BXY1-1899

PART OF 259-2450 LINES GP-AUTOMATIC LUBRICATION
AN ATTACHMENT

SMCS-7540

i02225680

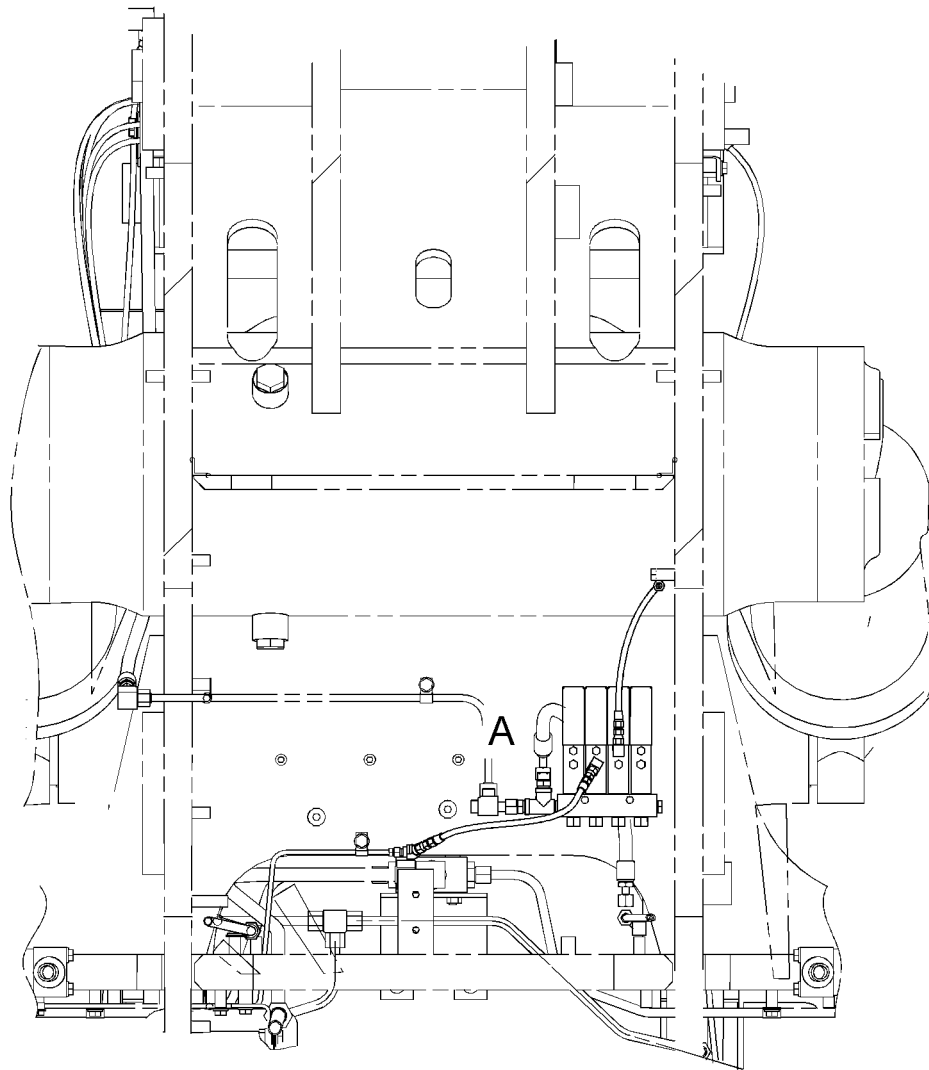
NOTE	REF NO	GRAPHIC REF	PART NUMBER	QTY	PART NAME						SEE PAGE
					1	2	3	4	5	6 (PRODUCT LEVEL)	
	1	1	5T-5012	4	CAP-PROTECTION						
	2	1	8L-6005	1	TEE-PIPE						
Y	3	1	8W-2597	1	VALVE GP-LUBE DISTRIBUTION (4-INJECTOR)						1265
I	4	1	183-5825	1	HOSE AS						
	5	1	189-7546	1	HOSE AS						
	6	1	<i>148-8433</i>	1	TEE AS						
		1	6V-8397	2	SEAL-O-RING						
		1	6V-9836	1	TEE-SWIVEL						
	7	1	3B-6487	1	COUPLING (PIPE)						
	8	1	3B-6493	1	ELBOW-PIPE						
	9	1	3J-5390	1	PLUG						
	10	1	4M-8973	1	ELBOW						
	11	1	5M-6214	2	PLUG-PIPE						
	12	1	6V-8397	2	SEAL-O-RING						
	13	1	8C-6869	2	CONNECTOR						
	14	1	8L-5008	1	ELBOW-PIPE						

I-REFER TO HYDRAULIC INFORMATION SYSTEM
Y-SEPARATE ILLUSTRATION

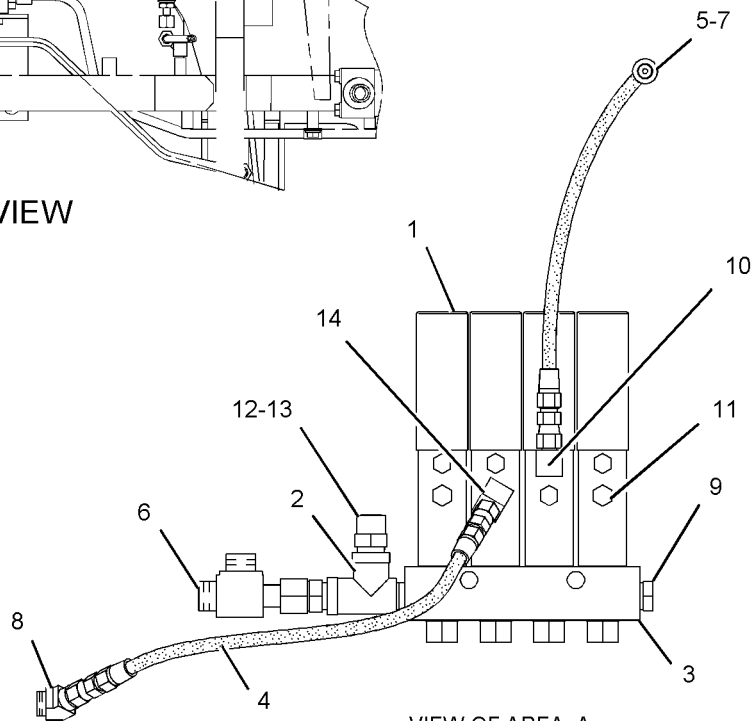
FRAME AND BODY

259-2453 VALVE & LINES GP-LUBRICATION (contd.)

i02225680



REAR VIEW



VIEW OF AREA A

GRAPHIC #1

<END>

g01125050

FRAME AND BODY

272-5091 VALVE & LINES GP-LUBRICATION- STEERING CYLINDERS, TRUNNIONS

S/N: BXY1900-UP

PART OF 272-5090 LINES GP-AUTOMATIC LUBRICATION
AN ATTACHMENT

SMCS-7540

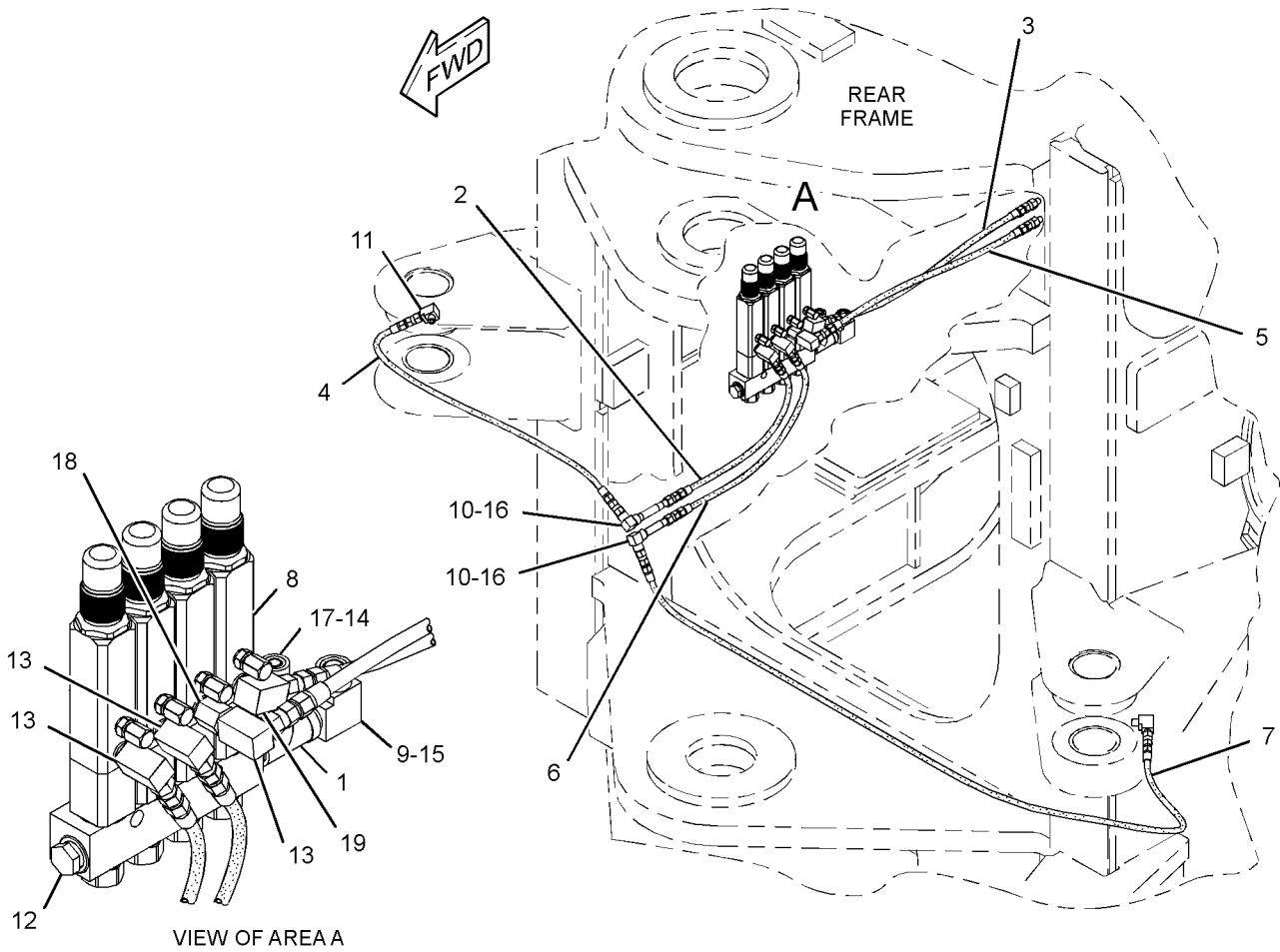
i03566552

NOTE	REF NO	GRAPHIC REF	PART NUMBER	QTY	PART NAME						SEE PAGE
					1	2	3	4	5	6 (PRODUCT LEVEL)	
	1	1	8L-6005	1	TEE-PIPE						
I	2	1	183-5825	1	HOSE AS						
	3	1	189-7531	1	HOSE AS						
	4	1	189-7543	1	HOSE AS						
	5	1	189-7546	1	HOSE AS						
	6	1	189-7552	1	HOSE AS						
	7	1	189-7554	1	HOSE AS						
	8	1	269-5352	1	VALVE AS-LUBE DISTRIBUTION (4-INJECTOR)						
	9	1	2T-2396	1	ELBOW						
	10	1	3B-7263	2	NIPPLE-PIPE						
	11	1	3B-8822	2	ELBOW						
	12	1	3J-5390	1	PLUG						
	13	1	4M-8973	3	ELBOW						
	14	1	6V-8397	1	SEAL-O-RING						
	15	1	6V-8398	1	SEAL-O-RING						
	16	1	8B-4884	2	ELBOW						
	17	1	8C-6869	1	CONNECTOR						
	18	1	6K-6967	1	ADAPTER-PIPE						
	19	1	3B-6552	1	ELBOW-PIPE						
I-REFER TO HYDRAULIC INFORMATION SYSTEM											

FRAME AND BODY

272-5091 VALVE & LINES GP-LUBRICATION (contd.)

i03566552



GRAPHIC #1

<END>

g01908733

FRAME AND BODY

272-5093 VALVE & LINES GP-LUBRICATION- LOWER HITCH, RH STEERING CYLINDER, TILT CYLINDER

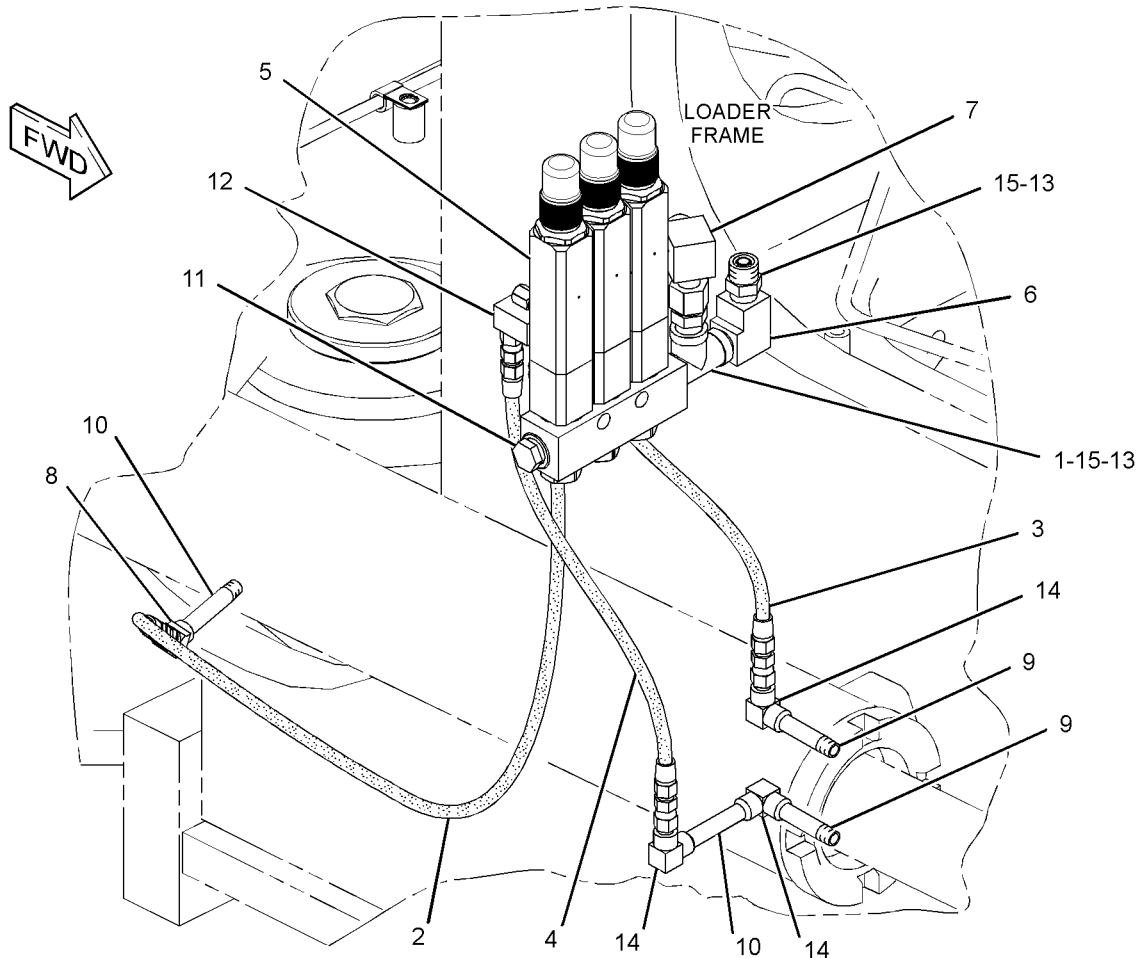
S/N: BXY1900-UP

PART OF 272-5092 LINES GP-AUTOMATIC LUBRICATION
AN ATTACHMENT

SMCS-7540

i03083367

NOTE	REF NO	GRAPHIC REF	PART NUMBER	QTY	PART NAME						SEE PAGE
					1	2	3	4	5	6 (PRODUCT LEVEL)	
	1	1	8L-6005	1	TEE-PIPE						
	2	1	189-7535	1	HOSE AS						
	3	1	189-7536	1	HOSE AS						
	4	1	189-7552	1	HOSE AS						
	5	1	269-5348	1	VALVE AS-LUBE DISTRIBUTION (3-INJECTOR)						
		1	8X-1106	3	FITTING AS-GREASE (1/8-27-THD)						
		1	307-3245	3	INJECTOR						
	6	1	003-2143	1	ELBOW						
	7	1	148-8367	1	ELBOW AS						
		1	6V-8397	1	SEAL-O-RING						
		1	6V-9850	1	ELBOW						
	8	1	3B-6493	1	ELBOW-PIPE						
	9	1	3B-7263	2	NIPPLE-PIPE						
	10	1	3B-7285	2	NIPPLE-PIPE						
	11	1	3J-5390	1	PLUG						
	12	1	4M-8973	3	ELBOW						
	13	1	6V-8397	2	SEAL-O-RING						
	14	1	8B-4884	3	ELBOW						
	15	1	8C-6869	2	CONNECTOR						



GRAPHIC #1

<END>

q01600393

FRAME AND BODY

272-5094 VALVE & LINES GP-LUBRICATION- LH STEERING CYLINDER, UPPER HITCH

S/N: BXY1900-UP

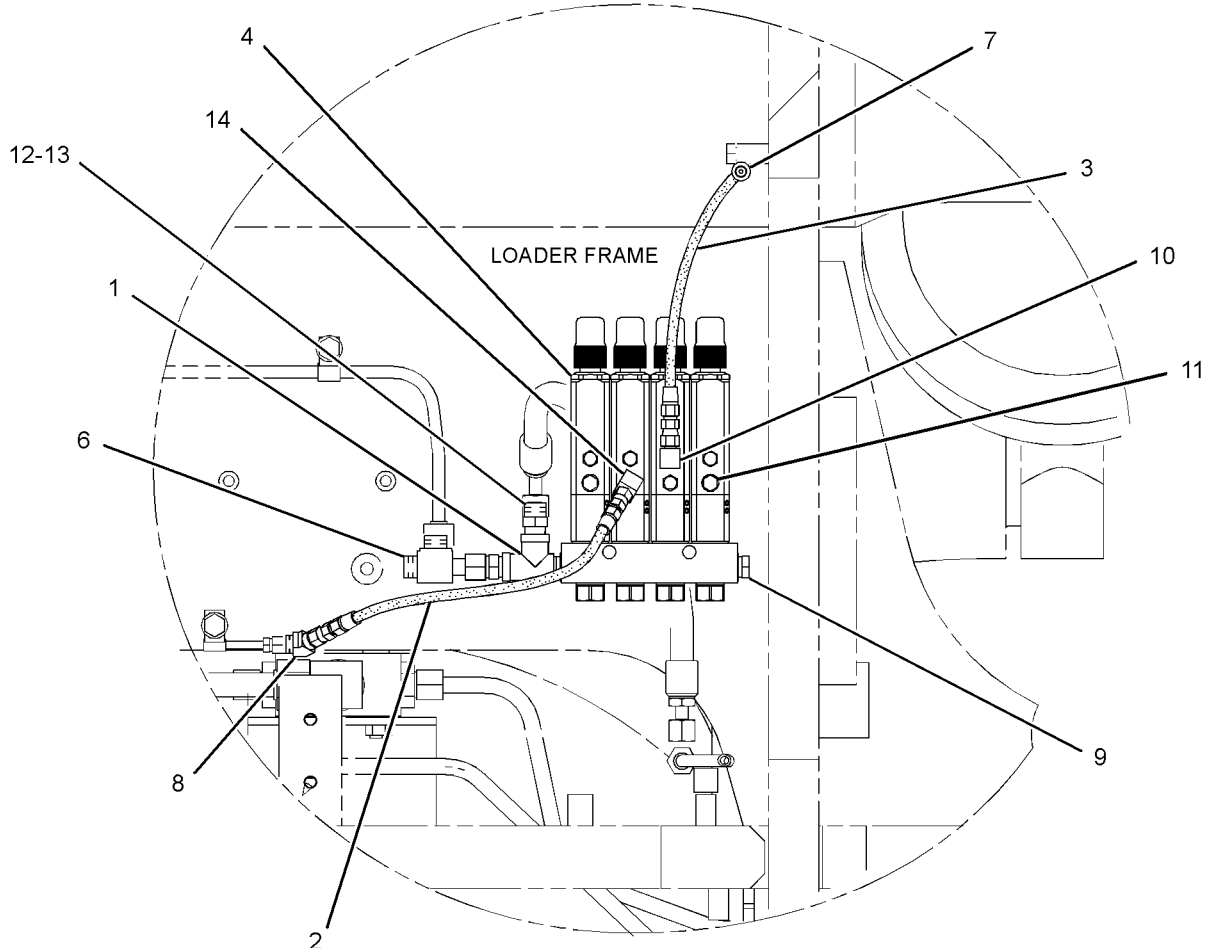
PART OF 272-5092 LINES GP-AUTOMATIC LUBRICATION
AN ATTACHMENT

SMCS-7540

i03158101

NOTE	REF NO	GRAPHIC REF	PART NUMBER	QTY	PART NAME						SEE PAGE
					1	2	3	4	5	6 (PRODUCT LEVEL)	
	1	1	8L-6005	1	TEE-PIPE						
I	2	1	183-5825	1	HOSE AS						
	3	1	189-7546	1	HOSE AS						
	4	1	269-5352	1	VALVE AS-LUBE DISTRIBUTION (4-INJECTOR)						
		1	8X-1106	4	FITTING AS-GREASE (1/8-27-THD)						
		1	307-3245	4	INJECTOR						
6	1	148-8433	1	TEE AS							
		1	6V-8397	2	SEAL-O-RING						
		1	6V-9836	1	TEE-SWIVEL						
7	1	3B-6487	1	COUPLING (PIPE)							
8	1	3B-6493	1	ELBOW-PIPE							
9	1	3J-5390	1	PLUG							
10	1	4M-8973	1	ELBOW							
11	1	5M-6214	2	PLUG-PIPE							
12	1	6V-8397	2	SEAL-O-RING							
13	1	8C-6869	2	CONNECTOR							
14	1	8L-5008	1	ELBOW-PIPE							

I-REFER TO HYDRAULIC INFORMATION SYSTEM



REAR VIEW

<END>

GRAPHIC #1

g01792636

FRAME AND BODY

285-7284 VALVE & LINES GP-LUBRICATION- RIGHT, LEFT BOOM PINS

S/N: BXY1900-UP

PART OF 285-7275 LINES GP-AUTOMATIC LUBRICATION
AN ATTACHMENT

SMCS-7540

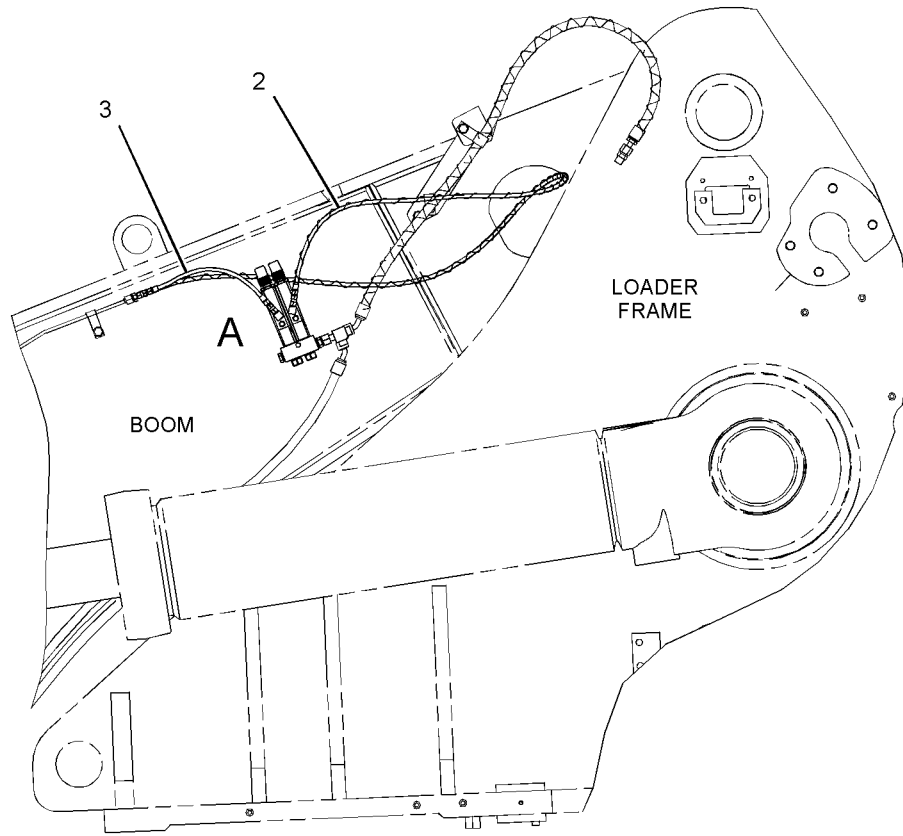
i03161562

NOTE	REF NO	GRAPHIC REF	PART NUMBER	QTY	PART NAME						SEE PAGE
					1	2	3	4	5	6 (PRODUCT LEVEL)	
	1	1	269-5346	1	INJECTOR AS-GREASE (2-INJECTOR)						
		1	8X-1106	2	FITTING AS-GREASE (1/8-27-THD)						
		1	307-3245	2	INJECTOR						
2		1	285-7303	1	HOSE AS						
3		1	285-7305	1	HOSE AS						
5		1	<i>148-8433</i>	1	TEE AS						
		1	6V-8397	2	SEAL-O-RING						
		1	6V-9836	1	TEE-SWIVEL						
6		1	4M-8973	2	ELBOW						
7		1	3J-5390	1	PLUG						
8		1	6V-8397	1	SEAL-O-RING						
9		1	8C-6869	1	CONNECTOR						

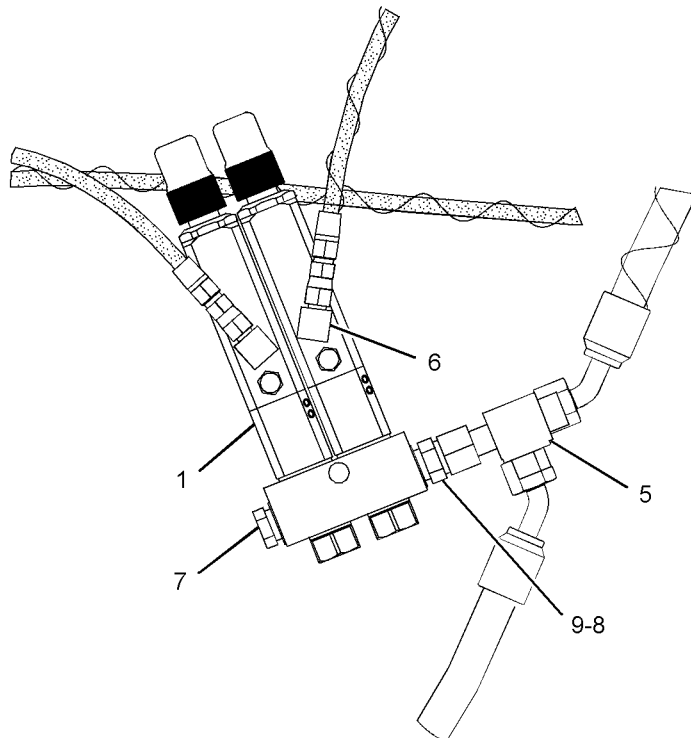
FRAME AND BODY

285-7284 VALVE & LINES GP-LUBRICATION (contd.)

i03161562



LEFT SIDE VIEW



VIEW OF AREA A

<END>

GRAPHIC #1

g01791894

FRAME AND BODY

285-7285 VALVE & LINES GP-LUBRICATION-BUCKET PINS

S/N: BXY1900-2982

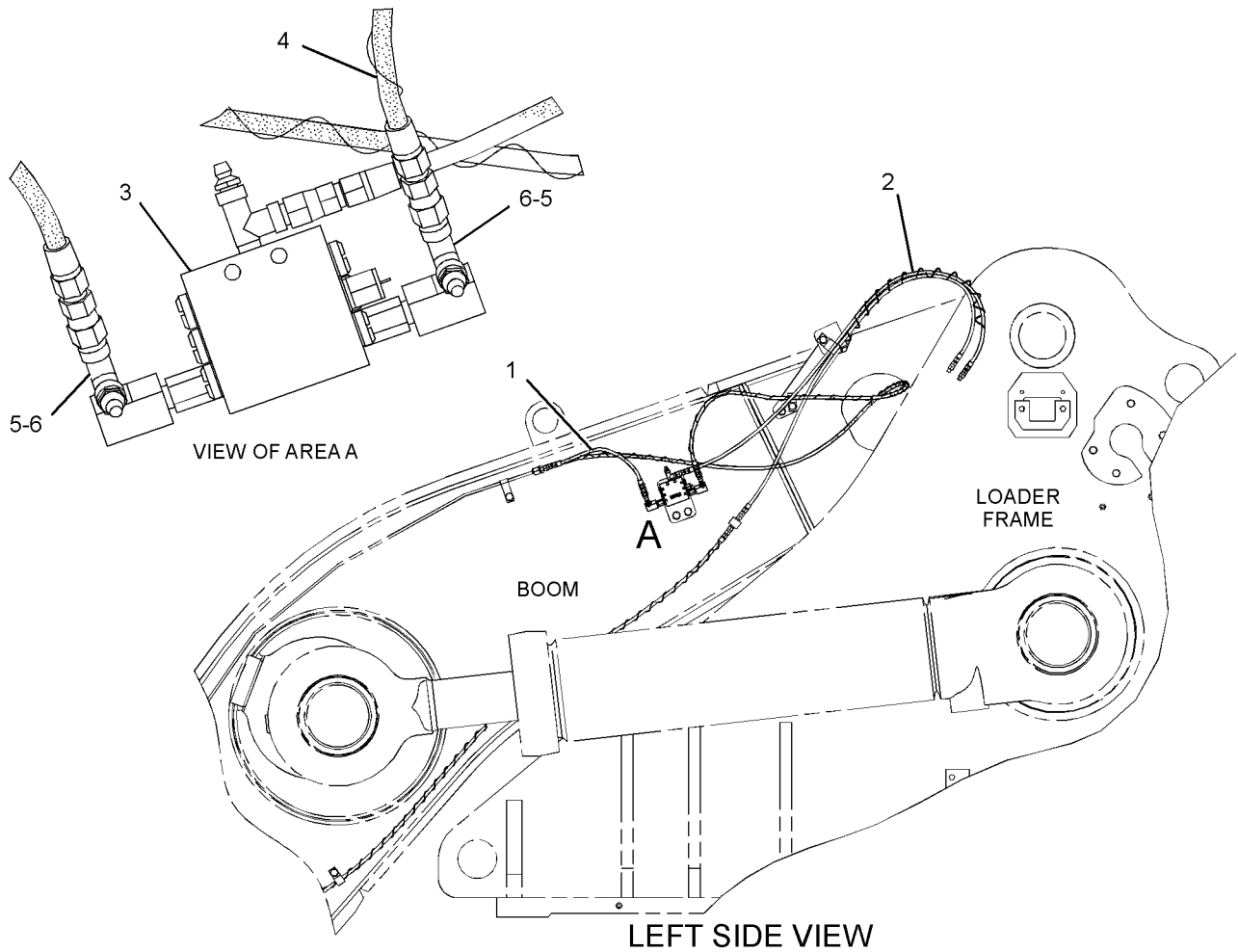
PART OF 285-7276 LINES GP-AUTOMATIC LUBRICATION
AN ATTACHMENT

SMCS-7540

i03161563

NOTE	REF NO	GRAPHIC REF	PART NUMBER	QTY	PART NAME						SEE PAGE
					1	2	3	4	5	6 (PRODUCT LEVEL)	
	1	1	189-7536	1	HOSE AS						
	2	1	189-7718	1	HOSE AS						
Y	3	1	224-4422	1	VALVE GP-LUBE DISTRIBUTION (6-INJECTOR)						1271
	4	1	285-7303	1	HOSE AS						
	5	1	3B-8489	2	FITTING-GREASE						
	6	1	5P-3422	2	TEE-PIPE						

Y-SEPARATE ILLUSTRATION



GRAPHIC #1

<END>

g01792755

FRAME AND BODY

285-7287 VALVE & LINES GP-LUBRICATION-B-PIN, RH, LH

S/N: BXY1900-2982

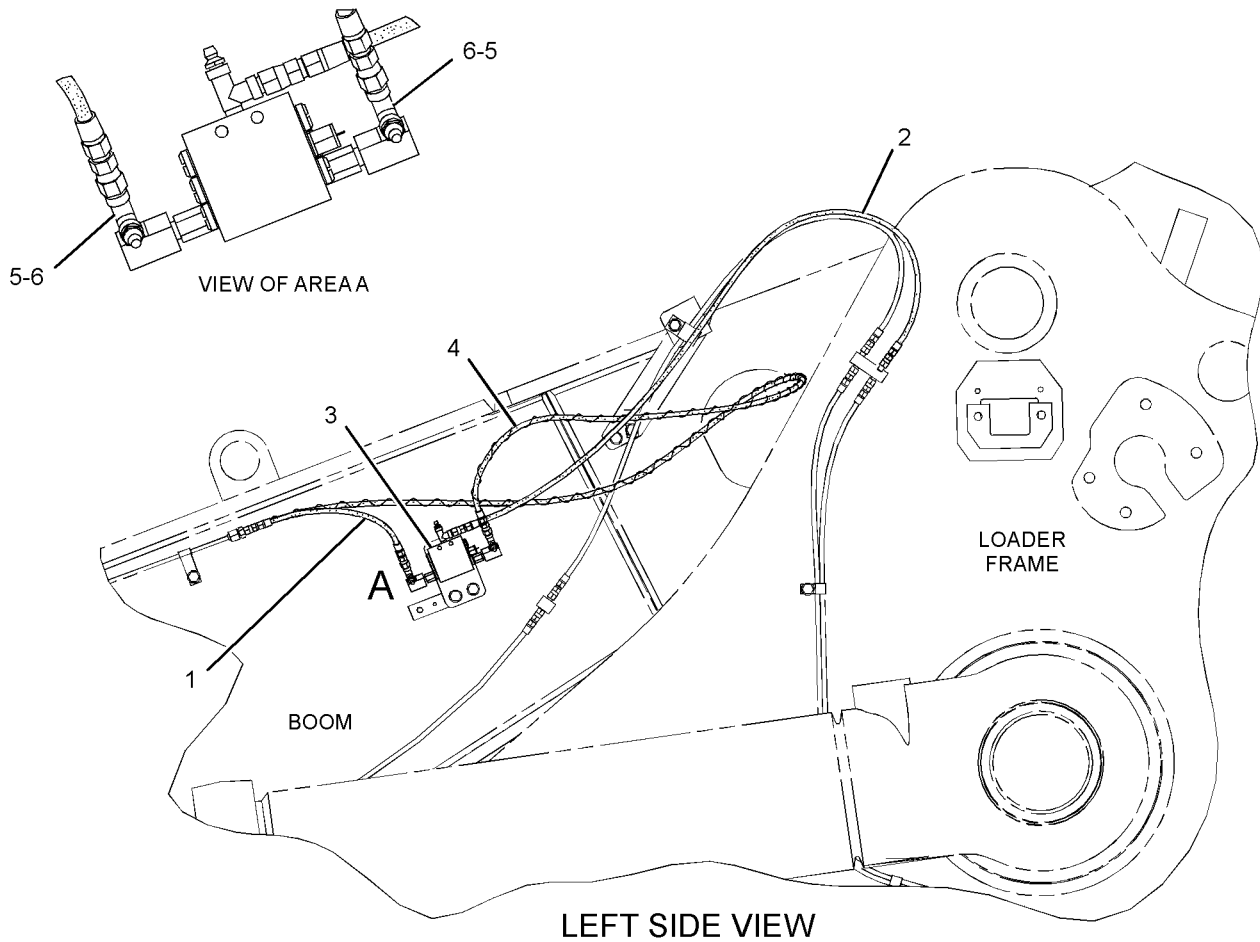
PART OF 285-7278 LINES GP-AUTOMATIC LUBRICATION
AN ATTACHMENT

SMCS-7540

i03161564

NOTE	REF NO	GRAPHIC REF	PART NUMBER	QTY	PART NAME						SEE PAGE
					1	2	3	4	5	6 (PRODUCT LEVEL)	
I	1	1	183-5825	1	HOSE AS						
	2	1	189-7718	1	HOSE AS						
Y	3	1	224-4422	1	VALVE GP-LUBE DISTRIBUTION (6-INJECTOR)						1271
	4	1	285-7303	1	HOSE AS						
	5	1	3B-8489	2	FITTING-GREASE						
	6	1	5P-3422	2	TEE-PIPE						

I-REFER TO HYDRAULIC INFORMATION SYSTEM
Y-SEPARATE ILLUSTRATION



GRAPHIC #1

<END>

g01793893

FRAME AND BODY

285-7288 VALVE & LINES GP-LUBRICATION-B-PIN, RH, LH

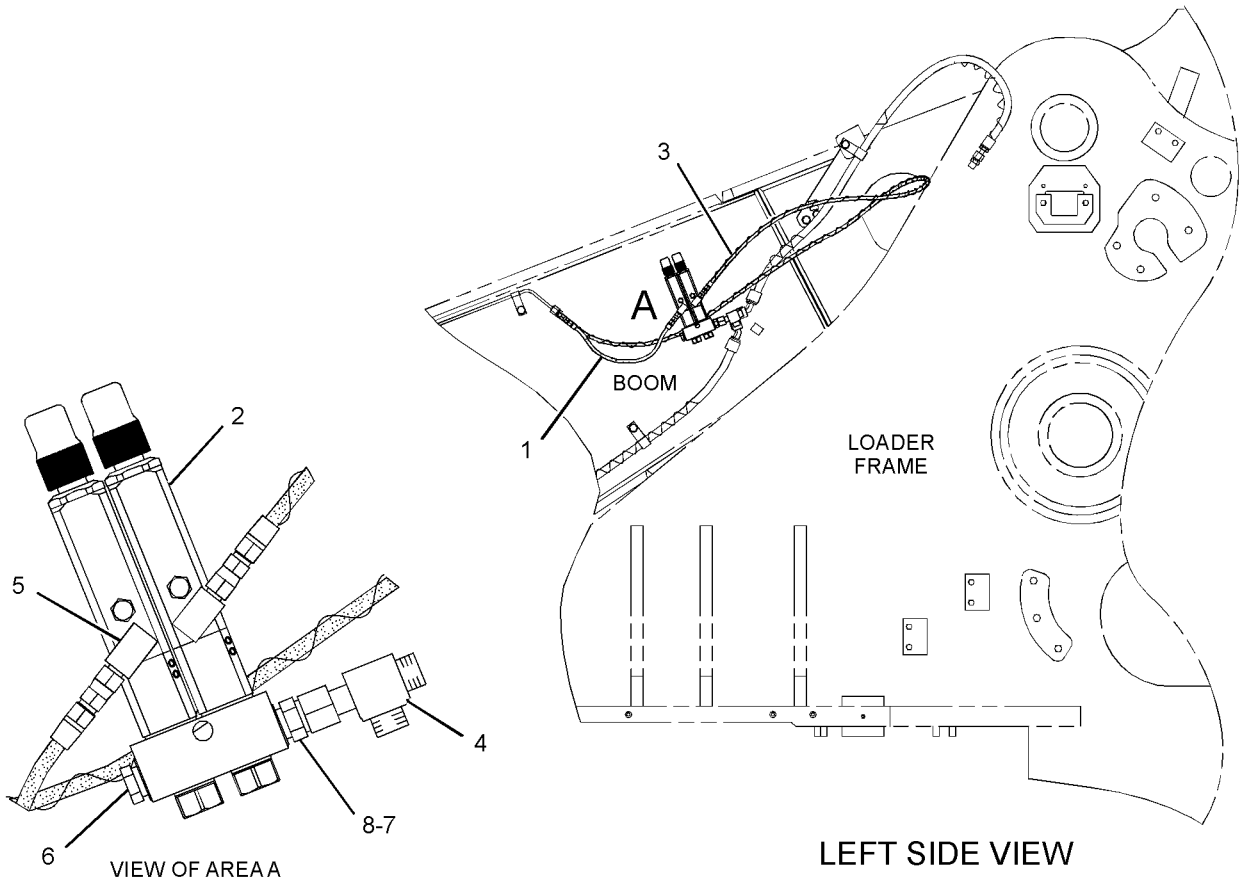
S/N: BXY1900-UP

PART OF 285-7280 LINES GP-AUTOMATIC LUBRICATION
AN ATTACHMENT

SMCS-7540

i02675890

NOTE	REF NO	GRAPHIC REF	PART NUMBER	QTY	PART NAME						SEE PAGE
					1	2	3	4	5	6 (PRODUCT LEVEL)	
	1	1	189-7552	1	HOSE AS						
	2	1	269-5346	1	INJECTOR AS-GREASE (2-INJECTOR)						
	3	1	285-7303	1	HOSE AS						
	4	1	148-8433	1	TEE AS						
		1	6V-8397	2	SEAL-O-RING						
		1	6V-9836	1	TEE-SWIVEL						
	5	1	3B-6552	2	ELBOW-PIPE						
	6	1	3J-5390	1	PLUG						
	7	1	6V-8397	1	SEAL-O-RING						
	8	1	8C-6869	1	CONNECTOR						



GRAPHIC #1

<END>

g01347775

FRAME AND BODY

285-7289 VALVE & LINES GP-LUBRICATION- RIGHT, LEFT BOOM PINS

S/N: BXY1900-2982

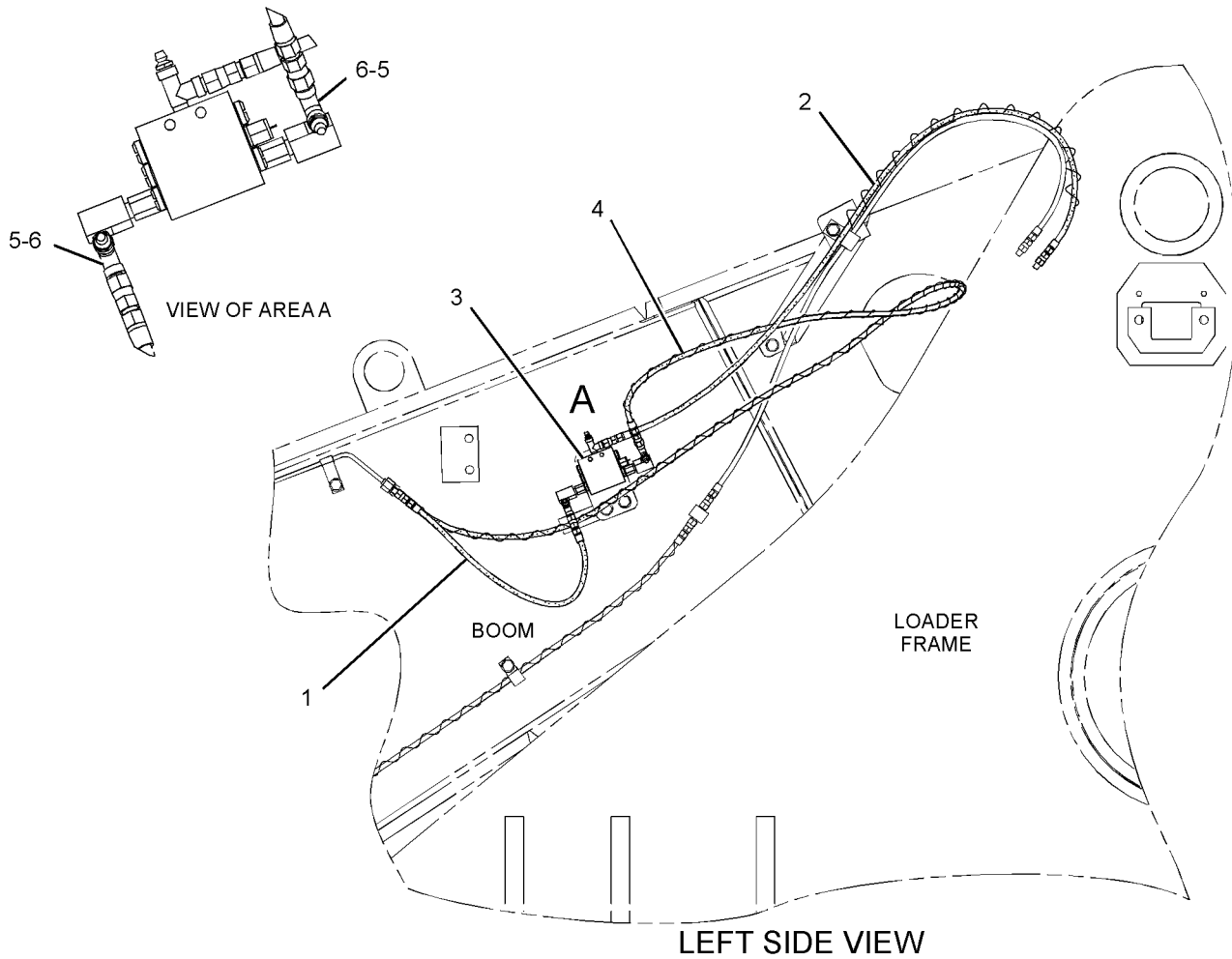
PART OF 285-7279 LINES GP-AUTOMATIC LUBRICATION
AN ATTACHMENT

SMCS-7540

i03161565

NOTE	REF NO	GRAPHIC REF	PART NUMBER	QTY	PART NAME						SEE PAGE
					1	2	3	4	5	6 (PRODUCT LEVEL)	
	1	1	189-7531	1	HOSE AS						
	2	1	189-7718	1	HOSE AS						
Y	3	1	224-4422	1	VALVE GP-LUBE DISTRIBUTION (6-INJECTOR)						1271
	4	1	285-7303	1	HOSE AS						
	5	1	3B-8489	2	FITTING-GREASE						
	6	1	5P-3422	2	TEE-PIPE						

Y-SEPARATE ILLUSTRATION



GRAPHIC #1

<END>

g01793933

FRAME AND BODY

285-7304 VALVE & LINES GP-LUBRICATION- RIGHT, LEFT BOOM PINS

S/N: BXY1900-UP

PART OF 285-7277 LINES GP-AUTOMATIC LUBRICATION
AN ATTACHMENT

SMCS-7540

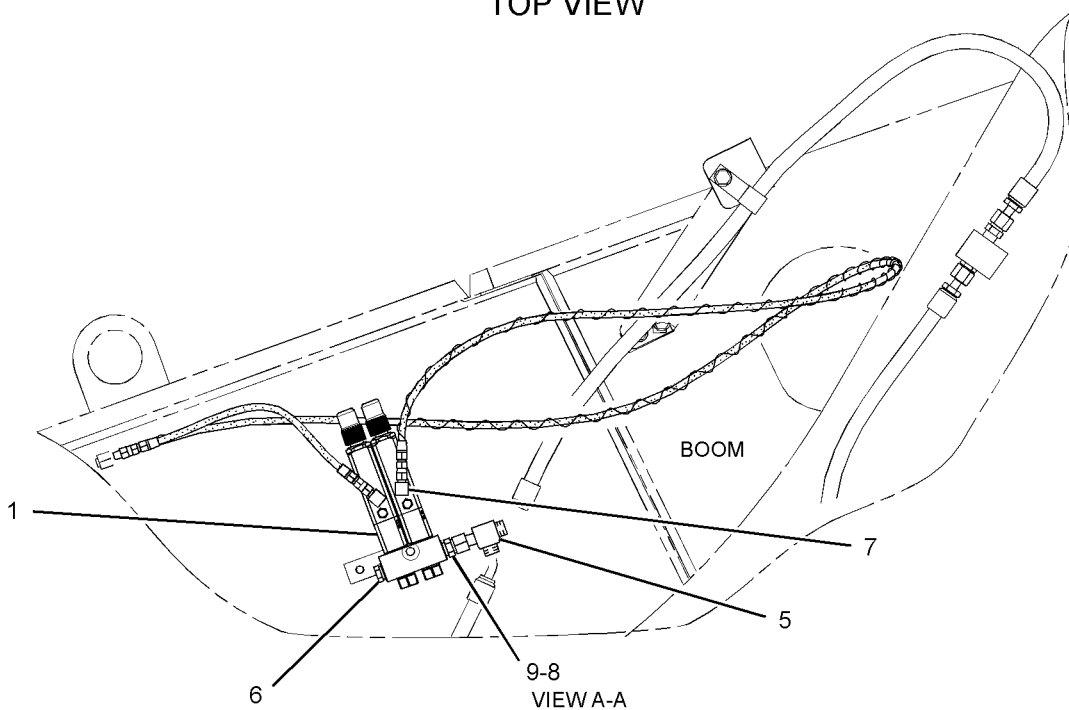
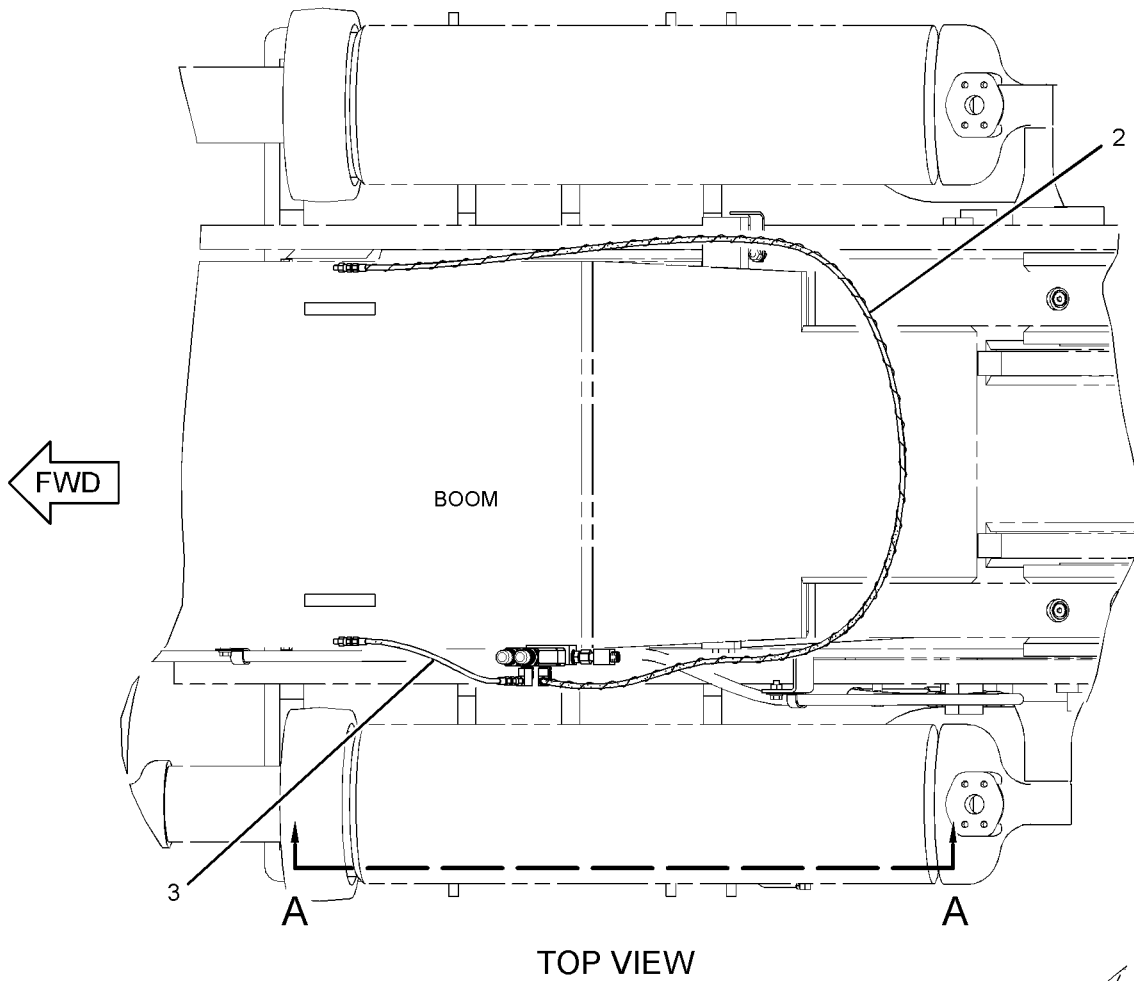
i03161566

NOTE	REF NO	GRAPHIC REF	PART NUMBER	QTY	PART NAME						SEE PAGE
					1	2	3	4	5	6 (PRODUCT LEVEL)	
	1	1	269-5346	1	INJECTOR AS-GREASE (2-INJECTOR)						
		1	8X-1106	2	FITTING AS-GREASE (1/8-27-THD)						
		1	307-3245	2	INJECTOR						
2		1	285-7303	1	HOSE AS						
3		1	285-7305	1	HOSE AS						
5		1	148-8433	1	TEE AS						
		1	6V-8397	2	SEAL-O-RING						
		1	6V-9836	1	TEE-SWIVEL						
6		1	3J-5390	1	PLUG						
7		1	4M-8973	2	ELBOW						
8		1	6V-8397	1	SEAL-O-RING						
9		1	8C-6869	1	CONNECTOR						

FRAME AND BODY

285-7304 VALVE & LINES GP-LUBRICATION (contd.)

i03161566



GRAPHIC #1

<END>

g01791601

FRAME AND BODY

285-7310 VALVE & LINES GP-LUBRICATION- LINK PINS, RH C-PIN, RH TILT

S/N: BXY1900-UP

PART OF 285-7275 LINES GP-AUTOMATIC LUBRICATION
AN ATTACHMENT

SMCS-7540

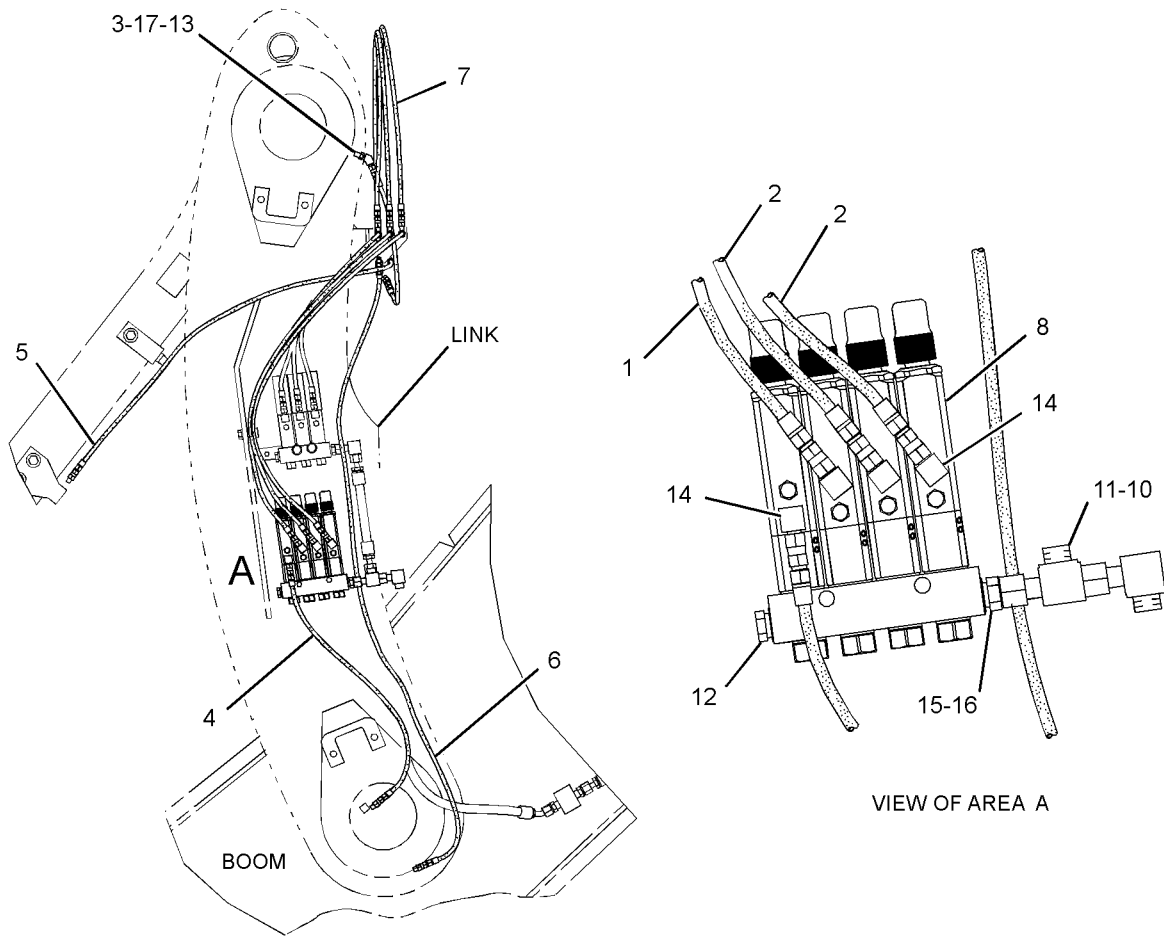
i02928836

NOTE	REF NO	GRAPHIC REF	PART NUMBER	QTY	PART NAME						SEE PAGE
					1	2	3	4	5	6 (PRODUCT LEVEL)	
	1	1	183-5512	1	HOSE AS						
	2	1	189-7031	2	HOSE AS						
	3	1	189-7531	1	HOSE AS						
	4	1	189-7541	1	HOSE AS						
	5	1	189-7548	1	HOSE AS						
	6	1	189-7554	1	HOSE AS						
	7	1	259-2421	3	HOSE AS						
	8	1	269-5352	1	VALVE AS-LUBE DISTRIBUTION (4-INJECTOR)						
		1	307-3245	4	INJECTOR						
		1	8X-1106	4	FITTING AS-GREASE (1/8-27-THD)						
10		1	148-8367	1	ELBOW AS						
		1	6V-8397	1	SEAL-O-RING						
		1	6V-9850	1	ELBOW						
11		1	148-8433	1	TEE AS						
		1	6V-8397	2	SEAL-O-RING						
		1	6V-9836	1	TEE-SWIVEL						
12		1	3J-5390	1	PLUG						
13		1	4K-3026	1	EXTENSION						
14		1	4M-8973	4	ELBOW						
15		1	6V-8397	1	SEAL-O-RING						
16		1	8C-6869	1	CONNECTOR						
17		1	8L-5008	1	ELBOW-PIPE						

FRAME AND BODY

285-7310 VALVE & LINES GP-LUBRICATION (contd.)

i02928836



LEFT SIDE VIEW

VIEW OF AREA A

GRAPHIC #1

<END>

g01456217

FRAME AND BODY

285-7311 VALVE & LINES GP-LUBRICATION

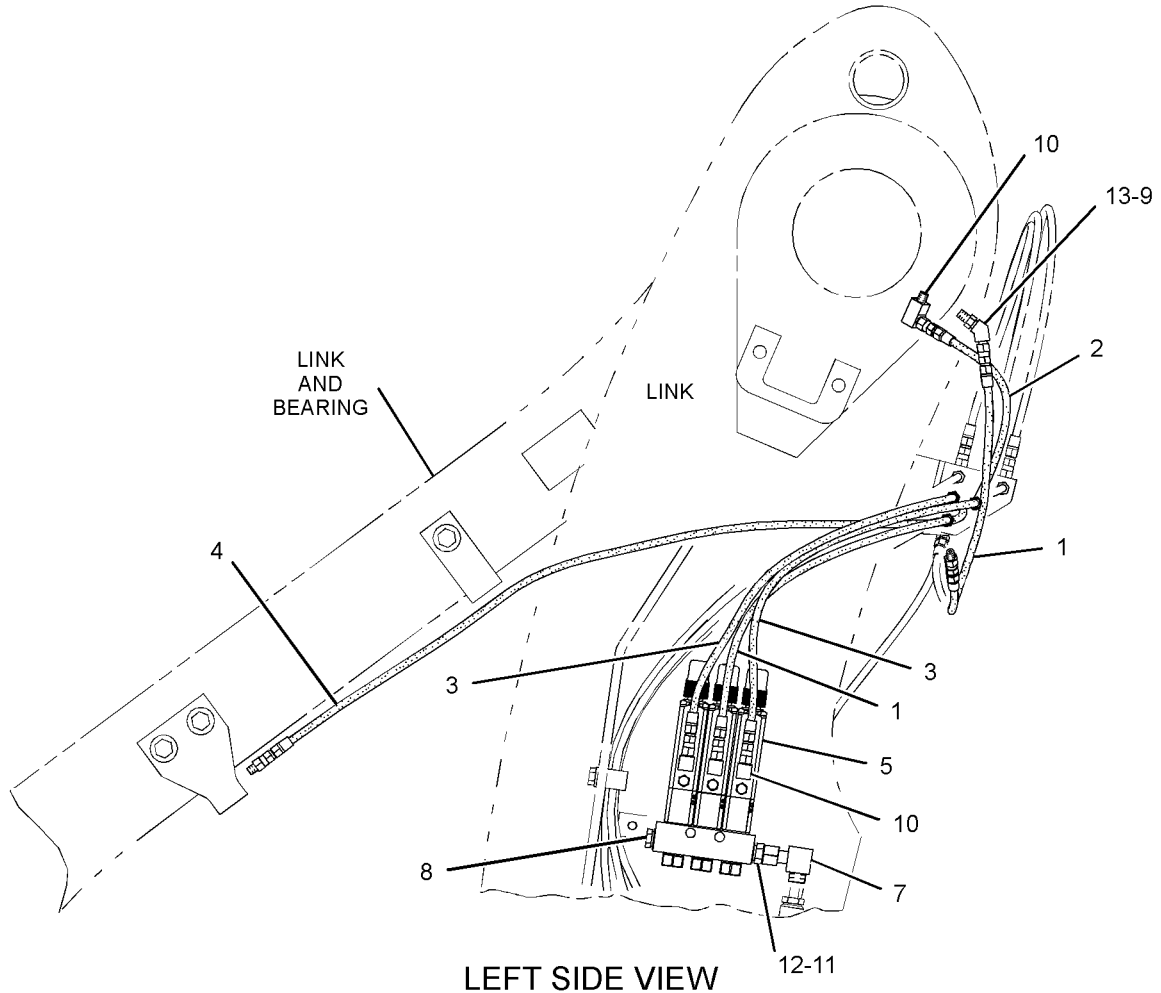
S/N: BXY1900-UP

PART OF 285-7275 LINES GP-AUTOMATIC LUBRICATION
AN ATTACHMENT

SMCS-7540

i02928837

NOTE	REF NO	GRAPHIC REF	PART NUMBER	QTY	PART NAME						SEE PAGE
					1	2	3	4	5	6 (PRODUCT LEVEL)	
	1	1	189-7531	2	HOSE AS						
	2	1	189-7543	1	HOSE AS						
	3	1	189-7546	2	HOSE AS						
	4	1	189-7548	1	HOSE AS						
	5	1	269-5348	1	VALVE AS-LUBE DISTRIBUTION (3-INJECTOR)						
		1	8X-1106	3	FITTING AS-GREASE (1/8-27-THD)						
		1	307-3245	3	INJECTOR						
	7	1	148-8367	1	ELBOW AS						
		1	6V-8397	1	SEAL-O-RING						
		1	6V-9850	1	ELBOW						
	8	1	3J-5390	1	PLUG						
	9	1	4K-3026	1	EXTENSION						
	10	1	4M-8973	4	ELBOW						
	11	1	6V-8397	1	SEAL-O-RING						
	12	1	8C-6869	1	CONNECTOR						
	13	1	8L-5008	1	ELBOW-PIPE						



GRAPHIC #1

g01454757

FRAME AND BODY

285-7312 VALVE & LINES GP-LUBRICATION- LINK PINS, RH C-PIN, RH TILT

S/N: BXY1900-UP

PART OF 285-7277 LINES GP-AUTOMATIC LUBRICATION
AN ATTACHMENT

SMCS-7540

i02928838

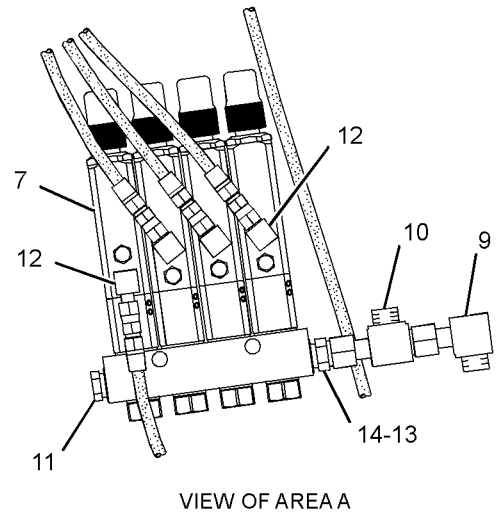
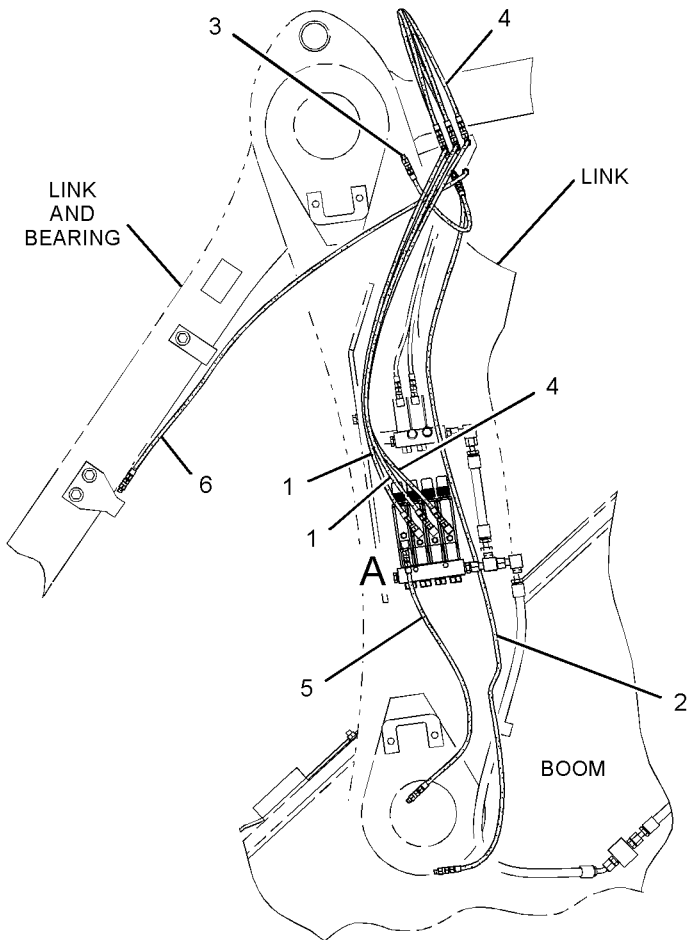
NOTE	REF NO	GRAPHIC REF	PART NUMBER	QTY	PART NAME						SEE PAGE
					1	2	3	4	5	6 (PRODUCT LEVEL)	
	1	1	070-0618	2	HOSE AS						
	2	1	183-5384	1	HOSE AS						
I	3	1	183-5825	1	HOSE AS						
	4	1	189-7540	4	HOSE AS						
	5	1	189-7541	1	HOSE AS						
	6	1	259-2421	1	HOSE AS						
	7	1	269-5352	1	VALVE AS-LUBE DISTRIBUTION (4-INJECTOR)						
		1	8X-1106	4	FITTING AS-GREASE (1/8-27-THD)						
		1	307-3245	4	INJECTOR						
	9	1	148-8367	1	ELBOW AS						
		1	6V-8397	1	SEAL-O-RING						
		1	6V-9850	1	ELBOW						
	10	1	148-8433	1	TEE AS						
		1	6V-8397	2	SEAL-O-RING						
		1	6V-9836	1	TEE-SWIVEL						
	11	1	3J-5390	1	PLUG						
	12	1	4M-8973	4	ELBOW						
	13	1	6V-8397	1	SEAL-O-RING						
	14	1	8C-6869	1	CONNECTOR						

I-REFER TO HYDRAULIC INFORMATION SYSTEM

FRAME AND BODY

285-7312 VALVE & LINES GP-LUBRICATION (contd.)

i02928838



LEFT SIDE VIEW

<END>

GRAPHIC #1

g01454754

FRAME AND BODY

285-7313 VALVE & LINES GP-LUBRICATION- LH C-PIN, LH TILT LINK PIN

S/N: BXY1900-2332

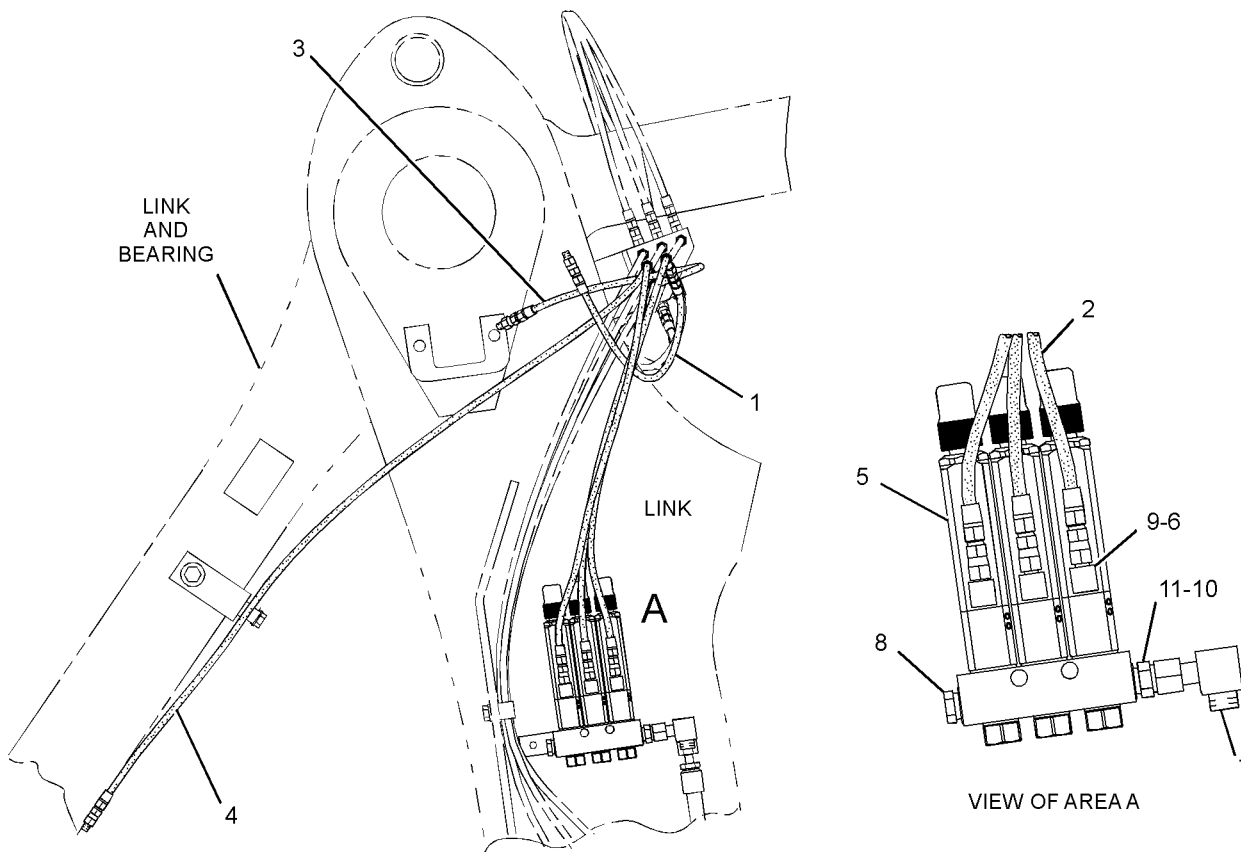
PART OF 285-7277 LINES GP-AUTOMATIC LUBRICATION
AN ATTACHMENT

SMCS-7540

i02675878

NOTE	REF NO	GRAPHIC REF	PART NUMBER	QTY	PART NAME						SEE PAGE
					1	2	3	4	5	6 (PRODUCT LEVEL)	
I	1	1	183-5825	1	HOSE AS						SEE PAGE
	2	1	189-7543	3	HOSE AS						
	3	1	189-7546	1	HOSE AS						
	4	1	259-2421	1	HOSE AS						
	5	1	269-5348	1	VALVE AS-LUBE DISTRIBUTION (3-INJECTOR)						
	6	1	002-0639	3	ADAPTER-PIPE						
	7	1	148-8367	1	ELBOW AS						
		1	6V-8397	1	SEAL-O-RING						
		1	6V-9850	1	ELBOW						
	8	1	3J-5390	1	PLUG						
	9	1	4M-8973	3	ELBOW						
10	1	6V-8397	1	SEAL-O-RING							
11	1	8C-6869	1	CONNECTOR							

I-REFER TO HYDRAULIC INFORMATION SYSTEM



LEFT SIDE VIEW

GRAPHIC #1

<END>

g01350962

FRAME AND BODY

285-7313 VALVE & LINES GP-LUBRICATION- LH C-PIN, LH TILT LINK PIN

S/N: BXY2333-UP

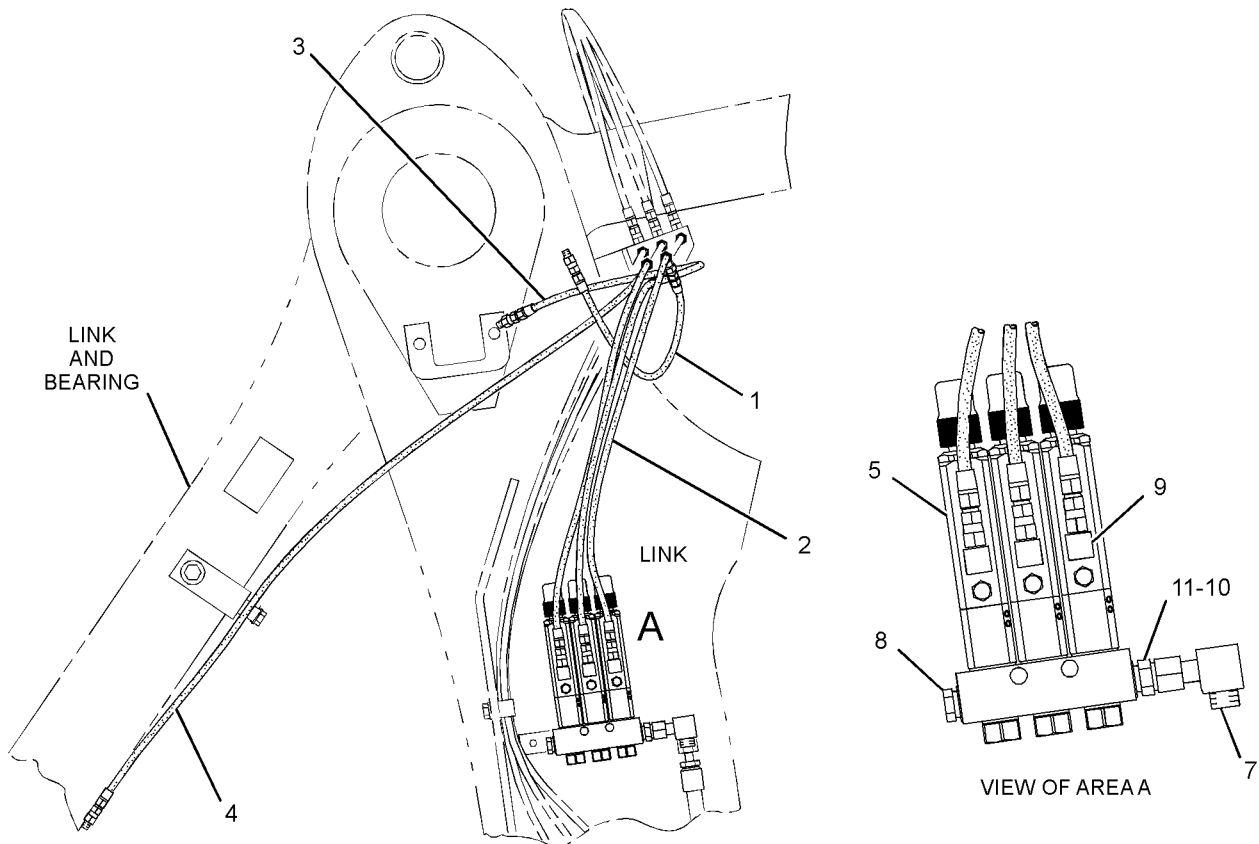
PART OF 285-7277 LINES GP-AUTOMATIC LUBRICATION
AN ATTACHMENT

SMCS-7540

i03091660

NOTE	REF NO	GRAPHIC REF	PART NUMBER	QTY	PART NAME						SEE PAGE
					1	2	3	4	5	6 (PRODUCT LEVEL)	
I	1	1	183-5825	1	HOSE AS						
C	2	1	189-7541	3	HOSE AS						
	3	1	189-7546	1	HOSE AS						
	4	1	259-2421	1	HOSE AS						
	5	1	269-5348	1	VALVE AS-LUBE DISTRIBUTION (3-INJECTOR)						
		1	8X-1106	3	FITTING AS-GREASE (1/8-27-THD)						
		1	307-3245	3	INJECTOR						
	7	1	148-8367	1	ELBOW AS						
		1	6V-8397	1	SEAL-O-RING						
		1	6V-9850	1	ELBOW						
	8	1	3J-5390	1	PLUG						
	9	1	4M-8973	3	ELBOW						
	10	1	6V-8397	1	SEAL-O-RING						
	11	1	8C-6869	1	CONNECTOR						

C-CHANGE FROM PREVIOUS TYPE
I-REFER TO HYDRAULIC INFORMATION SYSTEM



LEFT SIDE VIEW

GRAPHIC #1

<END>

g01618833

FRAME AND BODY

285-7314 VALVE & LINES GP-LUBRICATION- LH C-PIN, LH TILT LINK PIN

S/N: BXY1900-UP

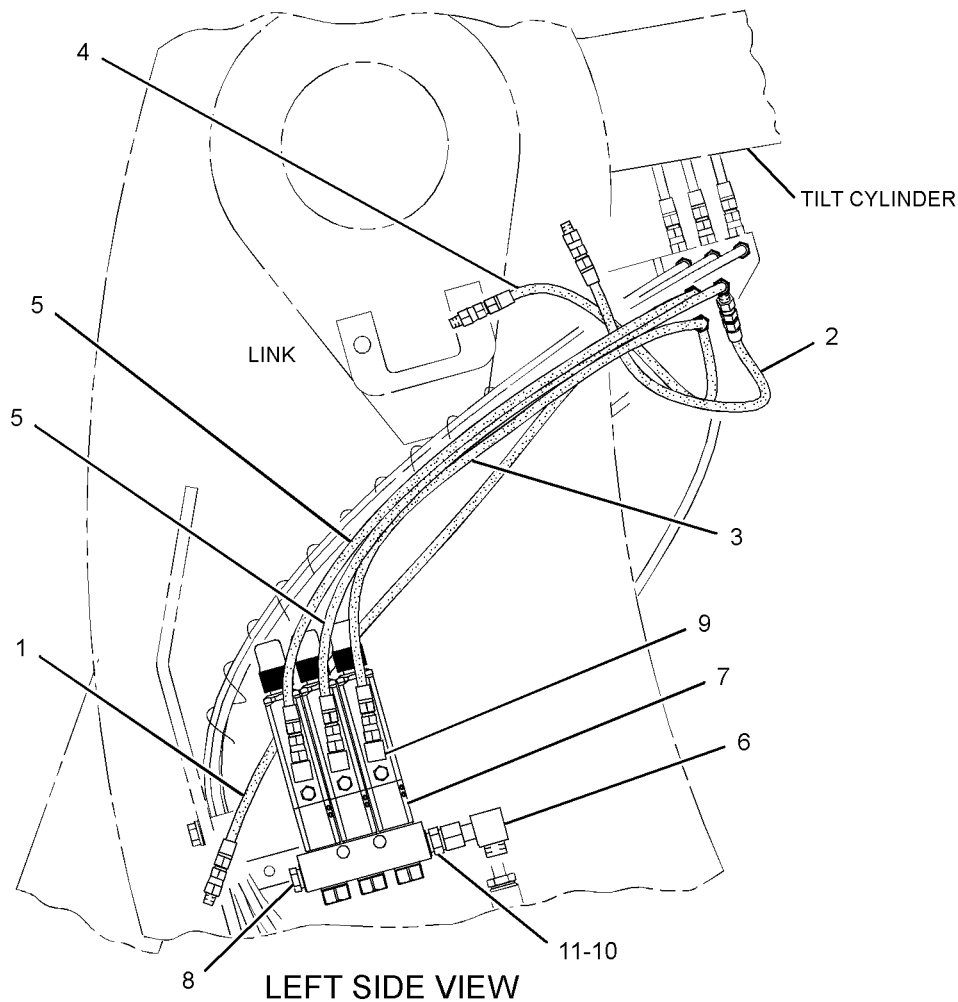
PART OF 285-7280 LINES GP-AUTOMATIC LUBRICATION
AN ATTACHMENT

SMCS-7540

i02928839

NOTE	REF NO	GRAPHIC REF	PART NUMBER	QTY	PART NAME						SEE PAGE
					1	2	3	4	5	6 (PRODUCT LEVEL)	
	1	1	183-5512	1	HOSE AS						
I	2	1	183-5825	1	HOSE AS						
	3	1	189-7543	1	HOSE AS						
	4	1	189-7546	1	HOSE AS						
	5	1	189-7981	2	HOSE AS						
	6	1	148-8367	1	ELBOW AS						
				6V-8397	1	SEAL-O-RING					
			6V-9850	1	ELBOW						
7	1	1	269-5348	1	VALVE AS-LUBE DISTRIBUTION (3-INJECTOR)						
		1	8X-1106	3	FITTING AS-GREASE (1/8-27-THD)						
		1	307-3245	3	INJECTOR						
8	1	3J-5390	1	PLUG							
9	1	4M-8973	3	ELBOW							
10	1	6V-8397	1	SEAL-O-RING							
11	1	8C-6869	1	CONNECTOR							

I-REFER TO HYDRAULIC INFORMATION SYSTEM



GRAPHIC #1

g01454750

FRAME AND BODY

285-7315 VALVE & LINES GP-LUBRICATION- C-PIN, LINK PINS, TILT CYLINDER PIN

S/N: BXY1900-UP

PART OF 285-7280 LINES GP-AUTOMATIC LUBRICATION
AN ATTACHMENT

SMCS-7540

i03161567

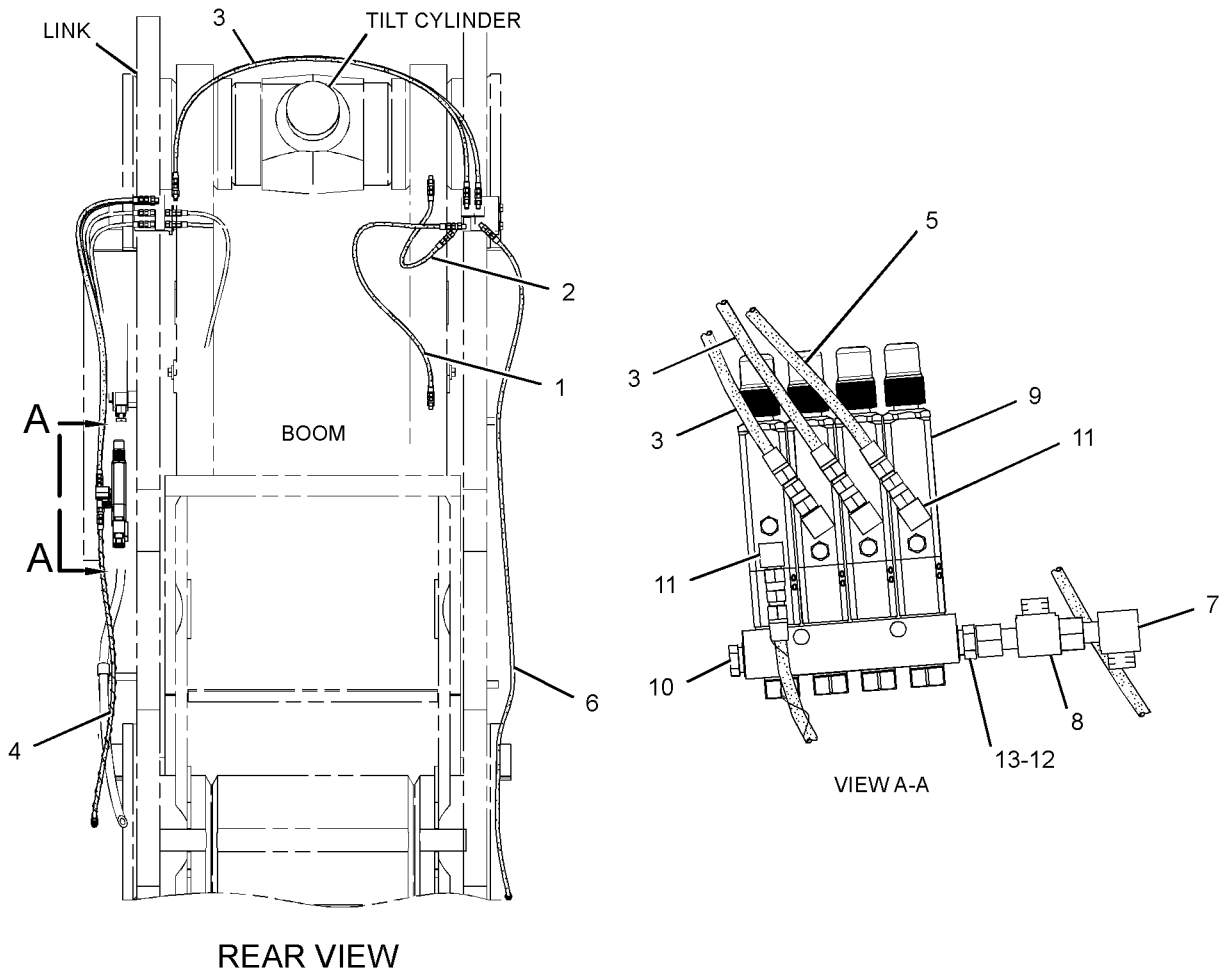
NOTE	REF NO	GRAPHIC REF	PART NUMBER	QTY	PART NAME						SEE PAGE
					1	2	3	4	5	6 (PRODUCT LEVEL)	
	1	1	183-5512	1	HOSE AS						
I	2	1	183-5825	1	HOSE AS						
	3	1	189-7540	5	HOSE AS						
	4	1	259-2423	1	HOSE AS						
	5	1	189-7548	1	HOSE AS						
	6	1	189-7553	1	HOSE AS						
	7	1	148-8367	1	ELBOW AS						
		1	6V-8397	1	SEAL-O-RING						
		1	6V-9850	1	ELBOW						
8		1	148-8433	1	TEE AS						
		1	6V-8397	2	SEAL-O-RING						
		1	6V-9836	1	TEE-SWIVEL						
9		1	269-5352	1	VALVE AS-LUBE DISTRIBUTION (4-INJECTOR)						
		1	8X-1106	4	FITTING AS-GREASE (1/8-27-THD)						
		1	307-3245	4	INJECTOR						
10		1	3J-5390	1	PLUG						
11		1	4M-8973	4	ELBOW						
12		1	6V-8397	1	SEAL-O-RING						
13		1	8C-6869	1	CONNECTOR						

I-REFER TO HYDRAULIC INFORMATION SYSTEM

FRAME AND BODY

285-7315 VALVE & LINES GP-LUBRICATION (contd.)

i03161567



GRAPHIC #1

<END>

g01791833

FRAME AND BODY

342-1188 VALVE & LINES GP-LUBRICATION- RIGHT, LEFT BOOM PINS

S/N: BXY2983-UP

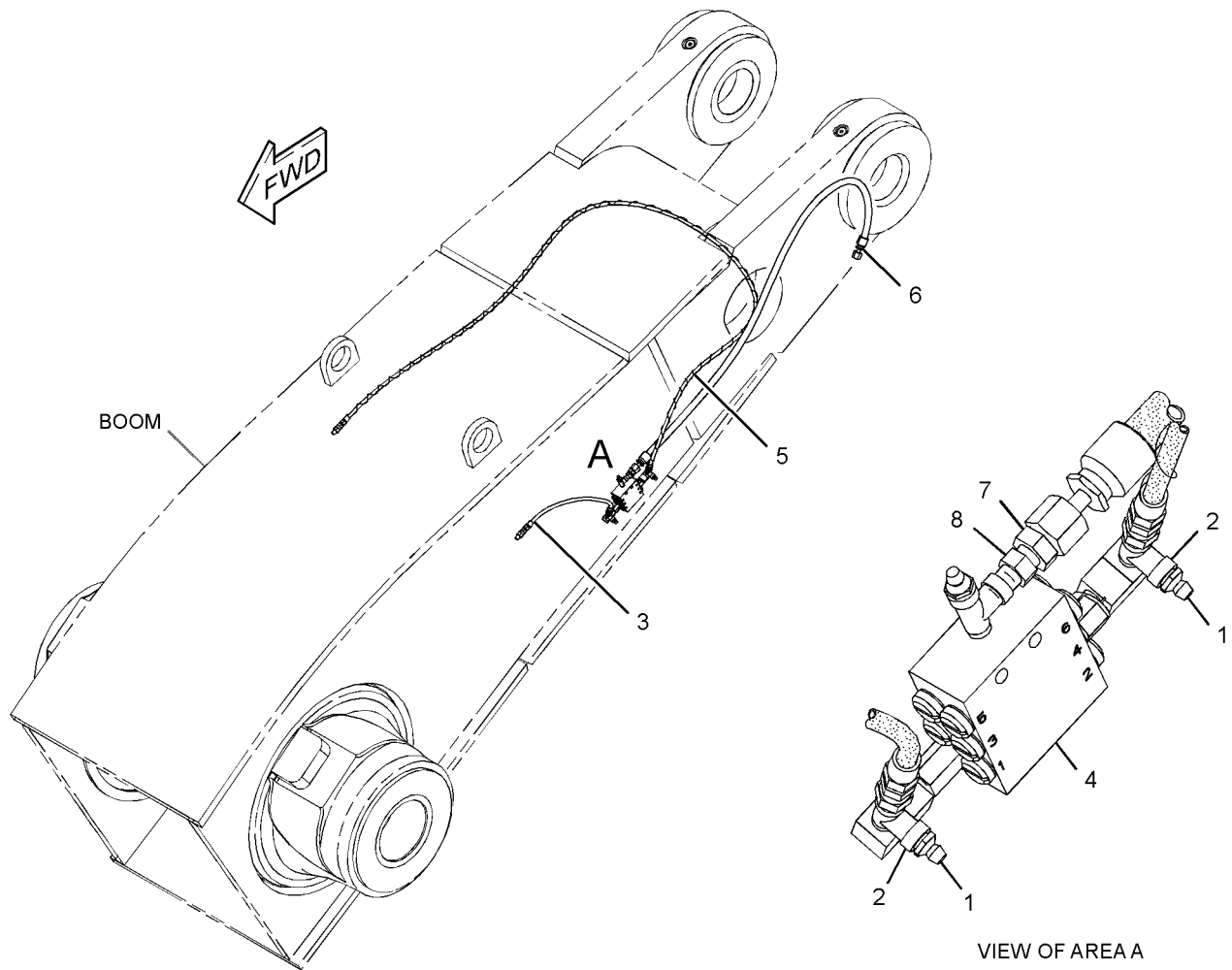
PART OF 342-1185 LINES GP-AUTOMATIC LUBRICATION
AN ATTACHMENT

SMCS-7540

i03730220

NOTE	REF NO	GRAPHIC REF	PART NUMBER	QTY	PART NAME						SEE PAGE
					1	2	3	4	5	6 (PRODUCT LEVEL)	
	1	1	3B-8489	2	FITTING-GREASE						
	2	1	5P-3422	2	TEE-PIPE						
	3	1	189-7536	1	HOSE AS (BUCKET, LH PIN)						
Y	4	1	224-4422	1	VALVE GP-LUBE DISTRIBUTION (6-INJECTOR)						1271
	5	1	285-7303	1	HOSE AS (BUCKET, RH PIN)						
I	6	1	340-6779	1	HOSE AS						
	7	1	148-8320	1	CONNECTOR AS						
		1	4J-5477	1	SEAL-O-RING						
		1	8C-6865	1	CONNECTOR						
	8	1	4K-3026	1	EXTENSION						

I-REFER TO HYDRAULIC INFORMATION SYSTEM
Y-SEPARATE ILLUSTRATION



GRAPHIC #1

g02023391

FRAME AND BODY

342-1189 VALVE & LINES GP-LUBRICATION- RIGHT, LEFT BOOM PINS

S/N: BXY1-UP

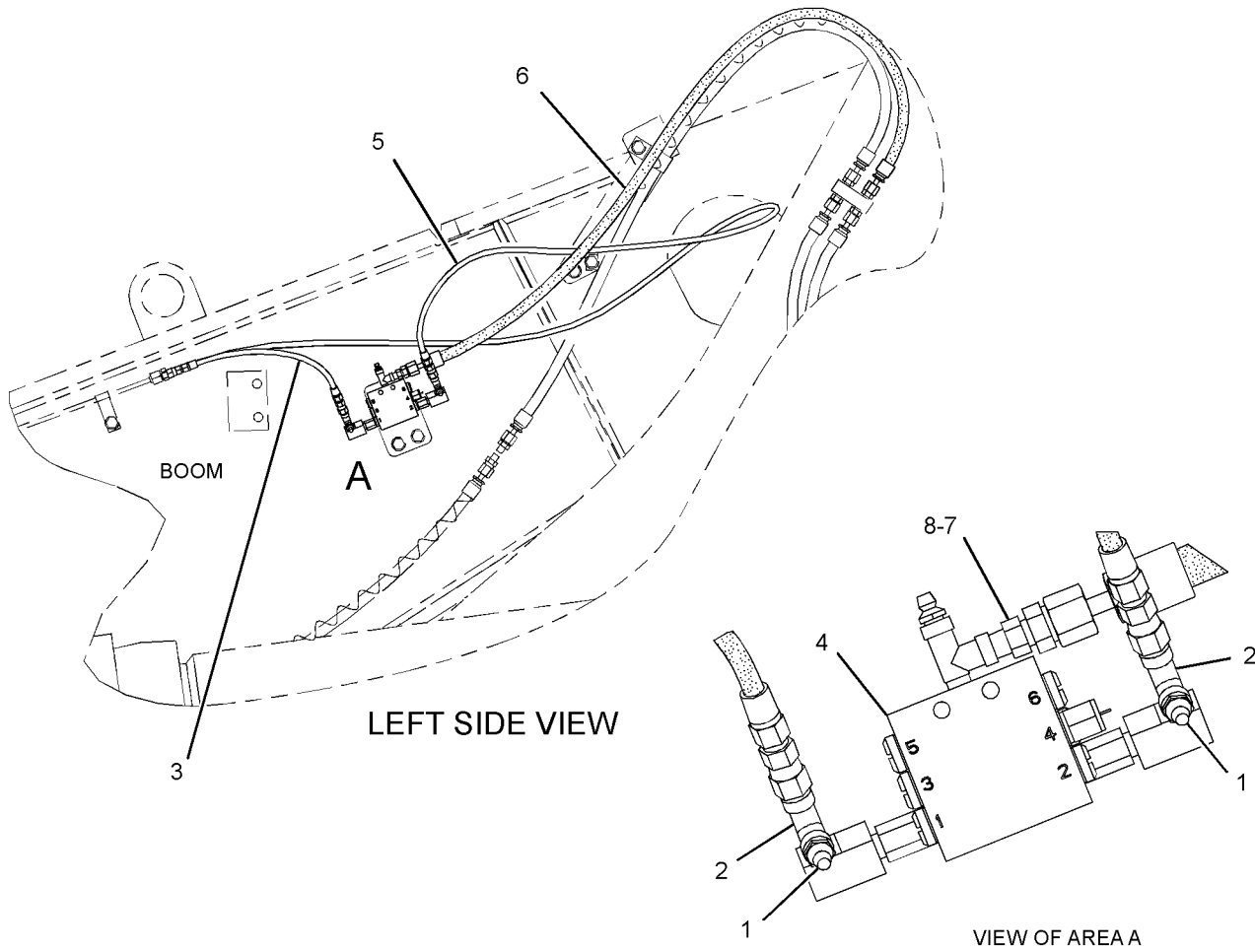
PART OF 342-1186 LINES GP-AUTOMATIC LUBRICATION
AN ATTACHMENT

SMCS-7540

i03729941

NOTE	REF NO	GRAPHIC REF	PART NUMBER	QTY	PART NAME						SEE PAGE
					1	2	3	4	5	6 (PRODUCT LEVEL)	
	1	1	3B-8489	2	FITTING-GREASE						
	2	1	5P-3422	2	TEE-PIPE						
I	3	1	183-5825	1	HOSE AS (BUCKET, LH PIN)						
Y	4	1	224-4422	1	VALVE GP-LUBE DISTRIBUTION (6-INJECTOR)						1271
	5	1	285-7303	1	HOSE AS (BUCKET, RH PIN)						
I	6	1	340-6779	1	HOSE AS						
	7	1	148-8320	1	CONNECTOR AS						
			4J-5477	1	SEAL-O-RING						
			8C-6865	1	CONNECTOR						
	8	1	4K-3026	1	EXTENSION						

I-REFER TO HYDRAULIC INFORMATION SYSTEM
Y-SEPARATE ILLUSTRATION



GRAPHIC #1

<END>

g02023293

FRAME AND BODY

342-1190 VALVE & LINES GP-LUBRICATION- RIGHT, LEFT BOOM PINS

S/N: BXY2983-UP

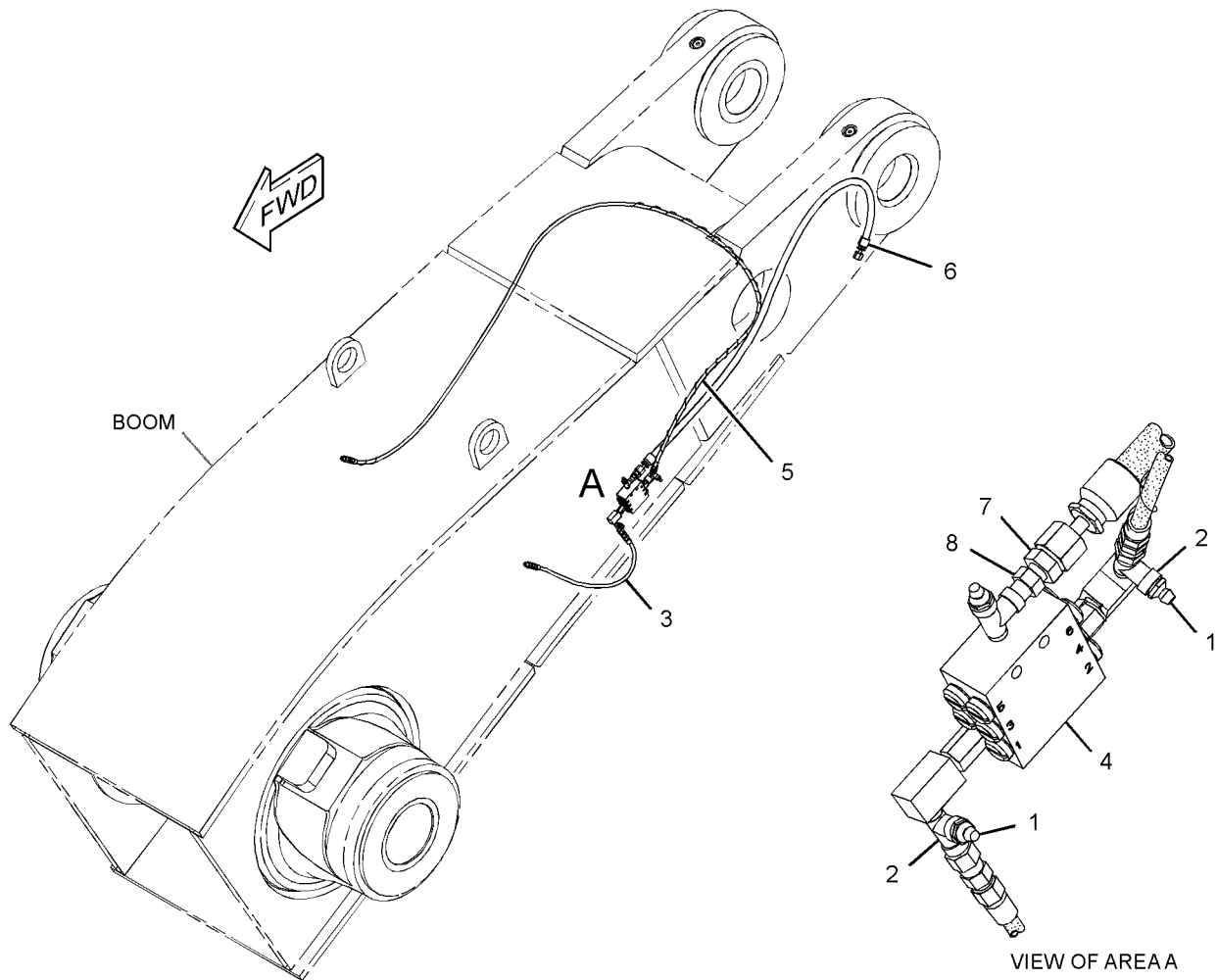
PART OF 342-1187 LINES GP-AUTOMATIC LUBRICATION
AN ATTACHMENT

SMCS-7540

i03729883

NOTE	REF NO	GRAPHIC REF	PART NUMBER	QTY	PART NAME						SEE PAGE
					1	2	3	4	5	6 (PRODUCT LEVEL)	
	1	1	3B-8489	2	FITTING-GREASE						
	2	1	5P-3422	2	TEE-PIPE						
	3	1	189-7531	1	HOSE AS (BUCKET, LH PIN)						
Y	4	1	224-4422	1	VALVE GP-LUBE DISTRIBUTION (6-INJECTOR)						1271
	5	1	285-7303	1	HOSE AS (BUCKET, RH PIN)						
I	6	1	340-6779	1	HOSE AS						
	7	1	148-8320	1	CONNECTOR AS						
		1	4J-5477	1	SEAL-O-RING						
		1	8C-6865	1	CONNECTOR						
	8	1	4K-3026	1	EXTENSION						

I-REFER TO HYDRAULIC INFORMATION SYSTEM
Y-SEPARATE ILLUSTRATION



GRAPHIC #1

<END>

g02023277

FRAME AND BODY

349-4492 VALVE & LINES GP-LUBRICATION- STEERING CYLINDERS, TRUNNIONS

S/N: BXY4000-UP

PART OF 349-4487 LINES GP-AUTOMATIC LUBRICATION
AN ATTACHMENT

SMCS-7540

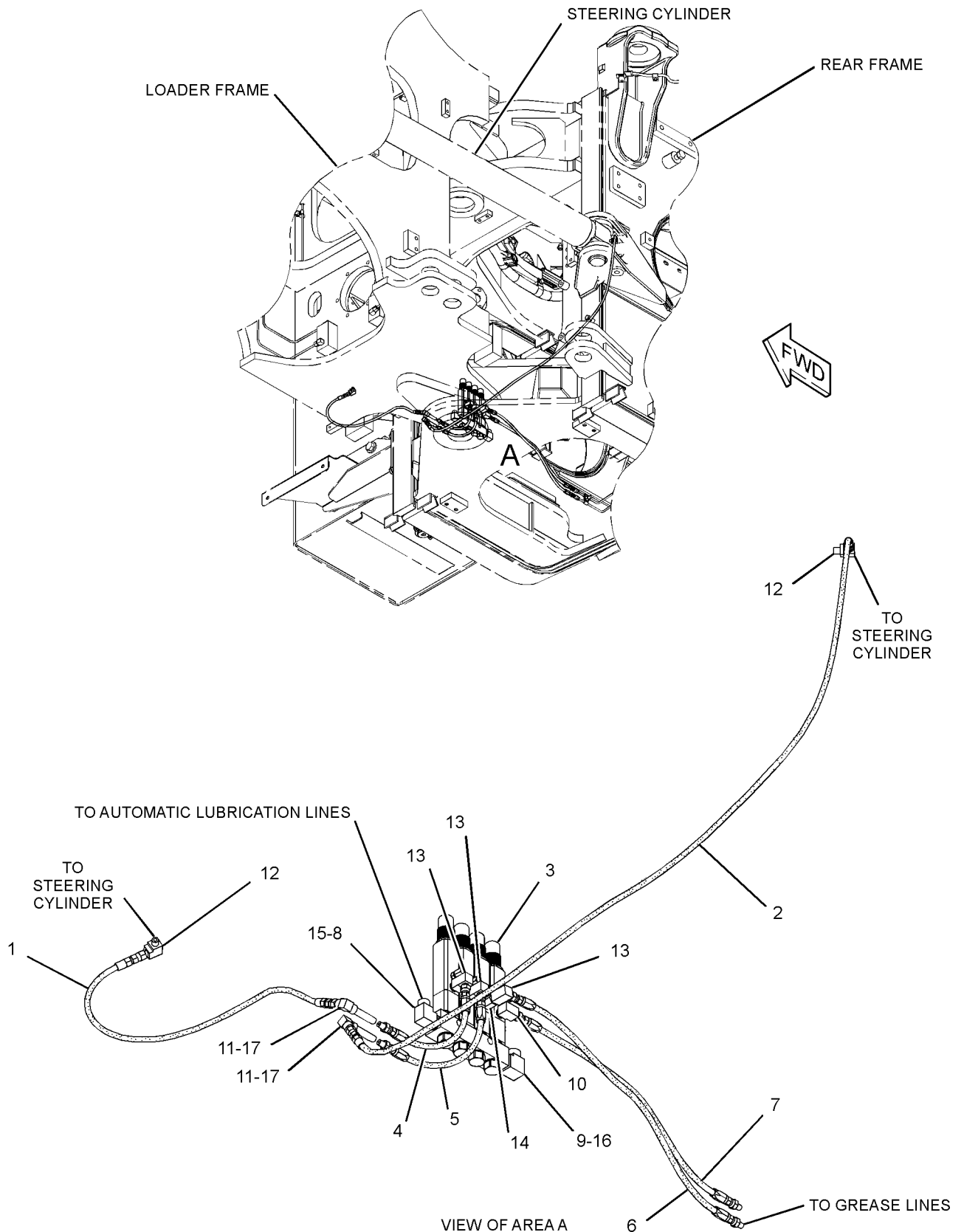
i03798405

NOTE	REF NO	GRAPHIC REF	PART NUMBER	QTY	PART NAME						SEE PAGE
					1	2	3	4	5	6 (PRODUCT LEVEL)	
	1	1	189-7543	1	HOSE AS						
	2	1	189-7554	1	HOSE AS						
	3	1	269-5352	1	VALVE AS-LUBE DISTRIBUTION (4-INJECTOR)						
		1	8X-1106	4	FITTING AS-GREASE (1/8-27-THD)						
		1	307-3245	4	INJECTOR						
	4	1	332-2401	1	HOSE AS						
	5	1	332-2402	1	HOSE AS						
	6	1	332-2403	1	HOSE AS						
	7	1	332-2404	1	HOSE AS						
	8	1	2T-1925	1	ELBOW						
	9	1	2T-2396	1	ELBOW						
	10	1	3B-6552	1	ELBOW-PIPE						
	11	1	3B-7263	2	NIPPLE-PIPE						
	12	1	3B-8822	2	ELBOW						
	13	1	4M-8973	3	ELBOW						
	14	1	6K-6967	1	ADAPTER-PIPE						
	15	1	6V-8397	1	SEAL-O-RING						
	16	1	6V-8398	1	SEAL-O-RING						
	17	1	8B-4884	2	ELBOW						

FRAME AND BODY

349-4492 VALVE & LINES GP-LUBRICATION (contd.)

i03798405



GRAPHIC #1

<END>

g02057600

FRAME AND BODY

349-4499 VALVE & LINES GP-LUBRICATION- LOWER HITCH, RH STEERING CYLINDER, TILT CYLINDER

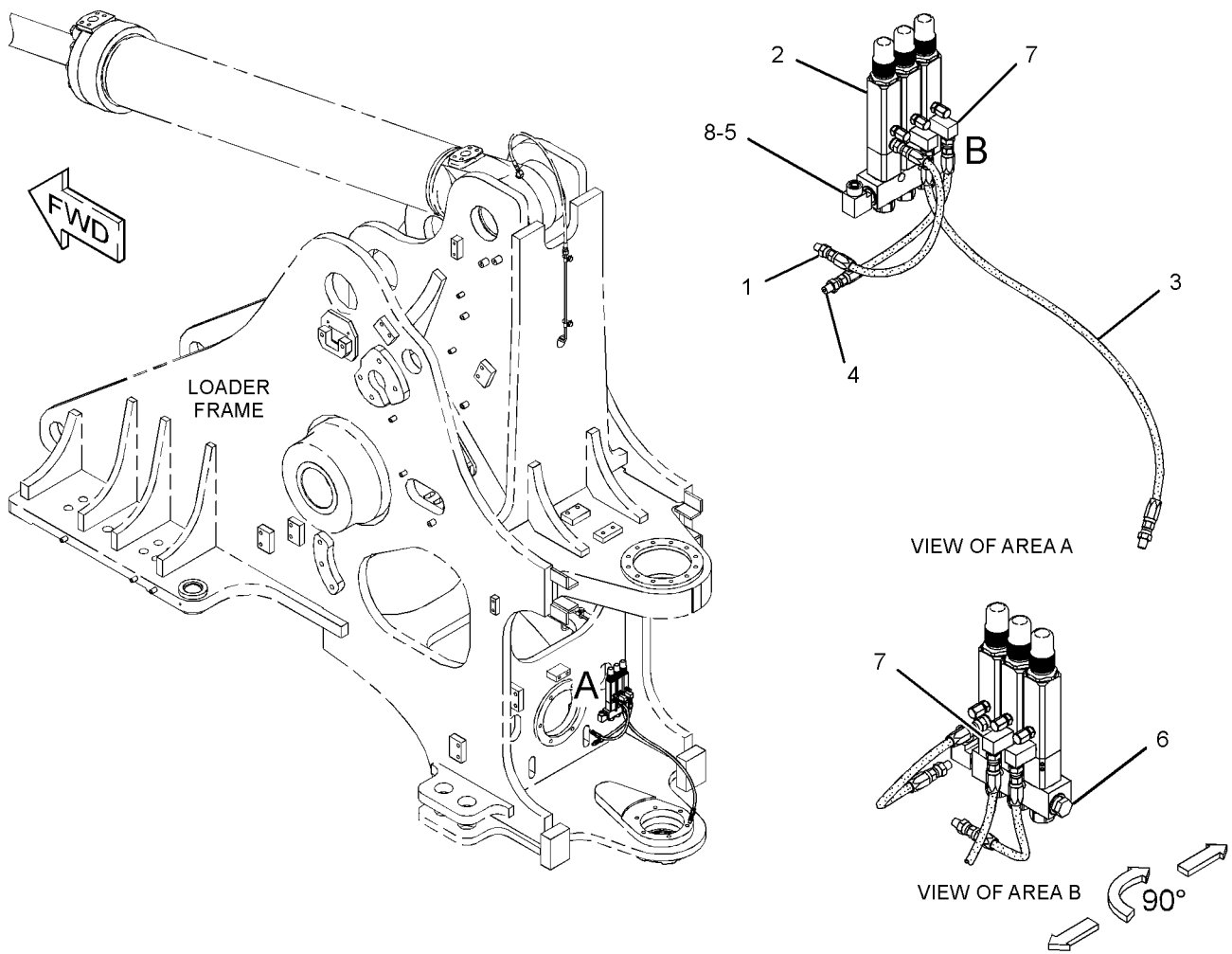
S/N: BXY4000-UP

PART OF 349-4488 LINES GP-AUTOMATIC LUBRICATION
AN ATTACHMENT

SMCS-7540

i03798398

NOTE	REF NO	GRAPHIC REF	PART NUMBER	QTY	PART NAME						SEE PAGE
					1	2	3	4	5	6 (PRODUCT LEVEL)	
	1	1	224-3957	1	HOSE AS						
	2	1	269-5348	1	VALVE AS-LUBE DISTRIBUTION (3-INJECTOR)						
		1	8X-1106	3	FITTING AS-GREASE (1/8-27-THD)						
		1	307-3245	3	INJECTOR						
	3	1	332-2398	1	HOSE AS						
	4	1	332-2399	1	HOSE AS						
	5	1	2T-1925	1	ELBOW						
	6	1	3J-5390	1	PLUG						
	7	1	4M-8973	2	ELBOW						
	8	1	6V-8397	1	SEAL-O-RING						



GRAPHIC #1

<END>

g02058496

FRAME AND BODY

349-4500 VALVE & LINES GP-LUBRICATION

S/N: BXY4000-UP

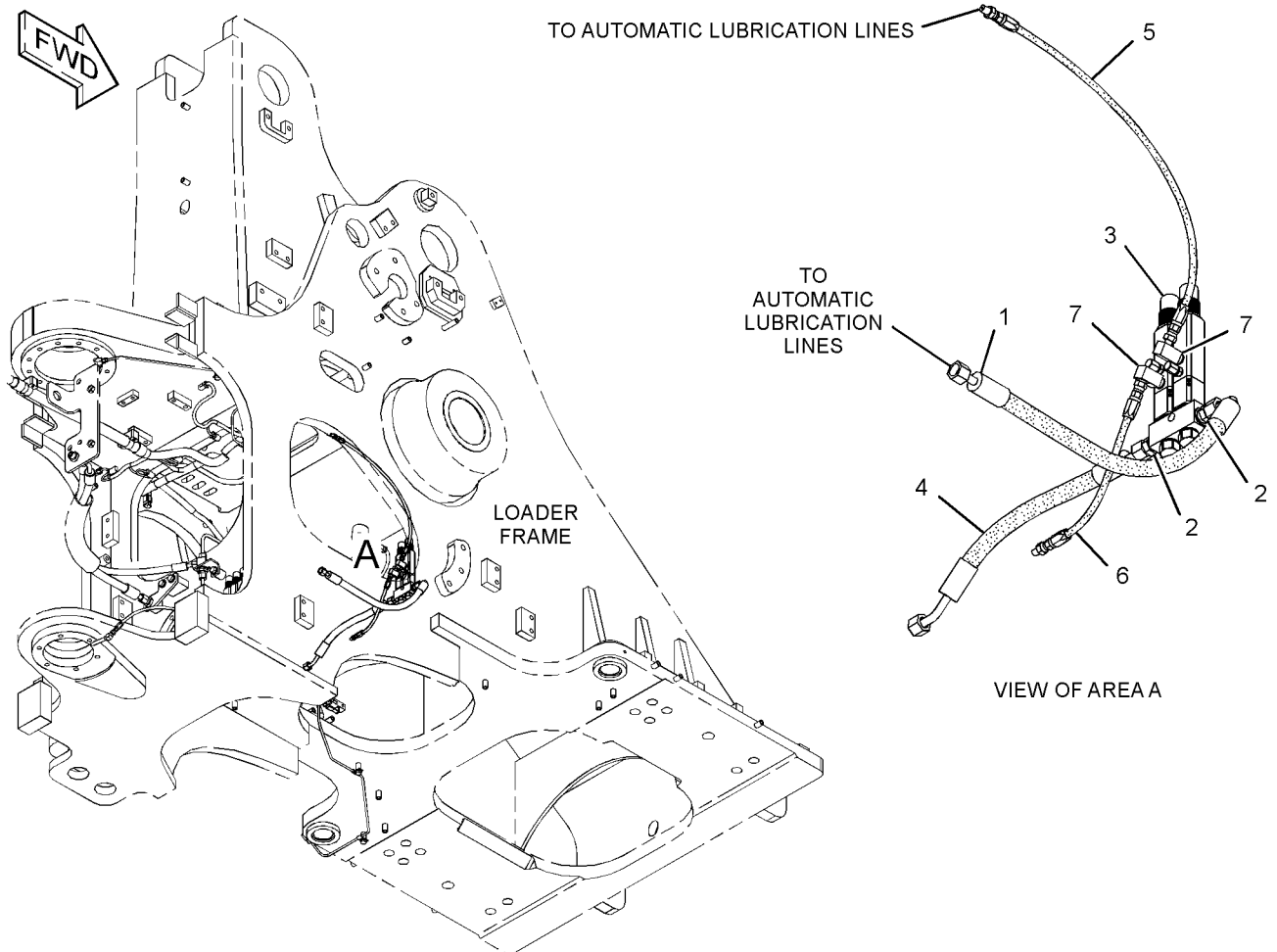
PART OF 349-4488 LINES GP-AUTOMATIC LUBRICATION
AN ATTACHMENT

SMCS-7540

i03798399

NOTE	REF NO	GRAPHIC REF	PART NUMBER	QTY	PART NAME						SEE PAGE
					1	2	3	4	5	6 (PRODUCT LEVEL)	
I	1	1	5T-9996	1	HOSE AS						
	2	1	203-2059	2	CONNECTOR AS						
					(EACH INCLUDES)						
		1	6V-8397	1	SEAL-O-RING						
		1	8C-6869	1	CONNECTOR						
	3	1	269-5346	1	INJECTOR AS-GREASE (2-INJECTOR)						
		1	8X-1106	2	FITTING AS-GREASE (1/8-27-THD)						
		1	307-3245	2	INJECTOR						
I	4	1	306-9526	1	HOSE AS						
	5	1	323-1049	1	HOSE AS						
	6	1	332-2399	1	HOSE AS						
	7	1	4M-8973	2	ELBOW						

I-REFER TO HYDRAULIC INFORMATION SYSTEM



GRAPHIC #1

<END>

g02058757

FRAME AND BODY

5T-5009 VALVE GP-LUBE DISTRIBUTION-3-INJECTOR

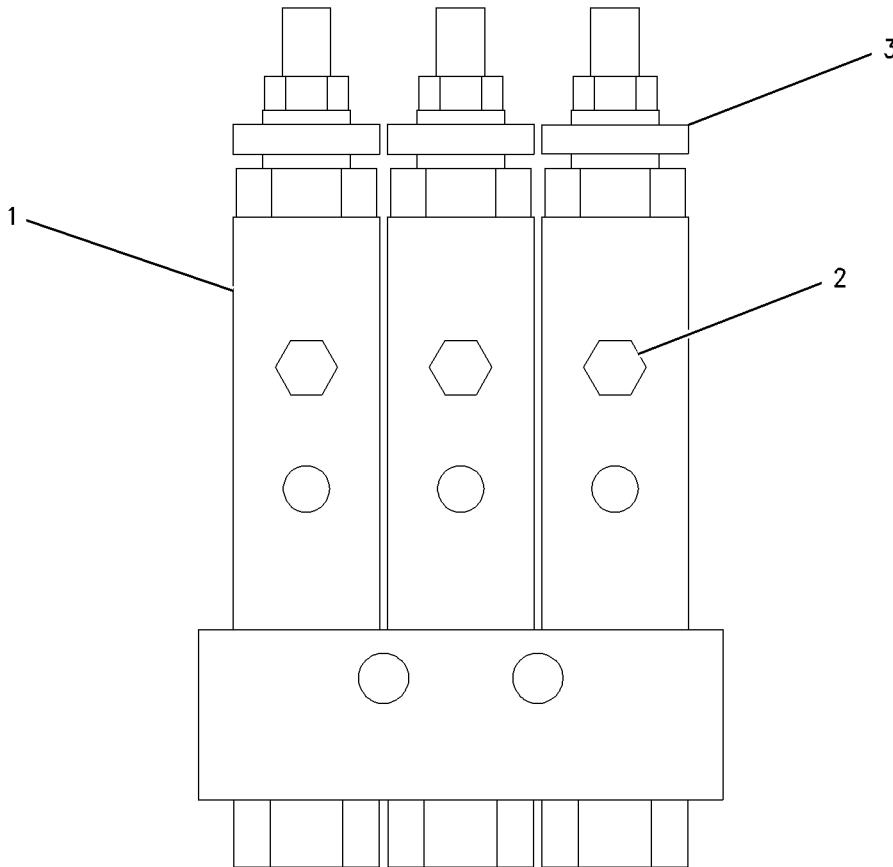
S/N: BXY1-1899

PART OF 227-3048, 259-2432, 259-2445, 259-2451 VALVE & LINES GP-LUBRICATION
AN ATTACHMENT

SMCS-7540

i03410283

NOTE	REF NO	GRAPHIC REF	PART NUMBER	QTY	PART NAME						SEE PAGE
					1	2	3	4	5	6 (PRODUCT LEVEL)	
J	1	1	5T-5045	3	INJECTOR GP-LUBRICATION						
					(EACH INCLUDES)						
	2	1	8X-1106	1	FITTING AS-GREASE (1/8-27-THD)						
	3	1	191-0554	1	PACKING						
					AVAILABLE REPAIR KIT(S):						
J			8W-2555	1	KIT-INJECTOR (LUBE)						
					(INCLUDES PLUNGER, PISTON ROD, SPRING, & PACKING)						
J-KIT MARKED J SERVICES PART MARKED J											



GRAPHIC #1

<END>

g00752550

FRAME AND BODY

8W-2597 VALVE GP-LUBE DISTRIBUTION-4-INJECTOR

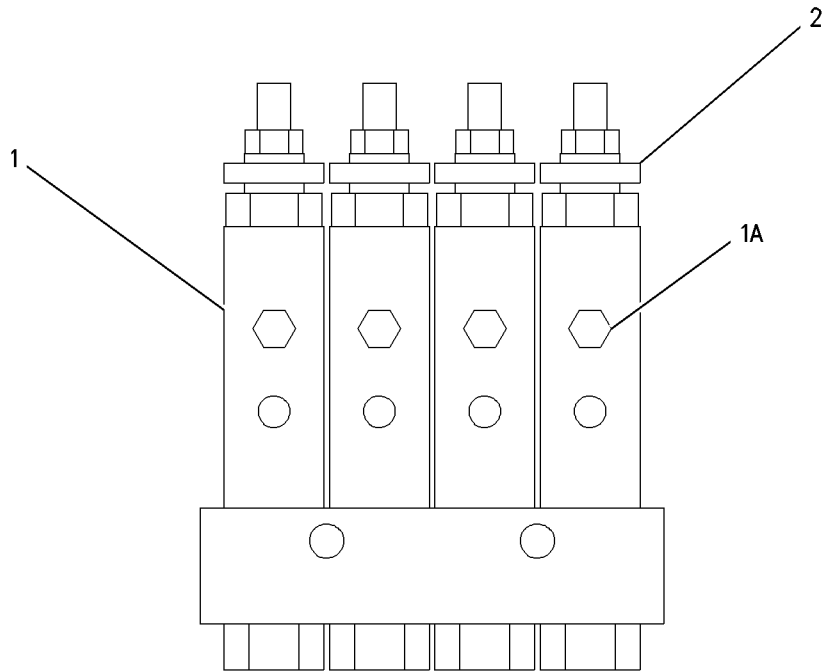
S/N: BXY1-1899

PART OF 227-3047, 259-2431, 259-2446, 259-2447, 259-2453 VALVE & LINES
GP-LUBRICATION
AN ATTACHMENT

SMCS-7540

i03410286

NOTE	REF NO	GRAPHIC REF	PART NUMBER	QTY	PART NAME						SEE PAGE
					1	2	3	4	5	6 (PRODUCT LEVEL)	
J	1	1	5T-5045	4	INJECTOR GP-LUBRICATION						
					(EACH INCLUDES)						
	1A	1	8X-1106	1	FITTING AS-GREASE (1/8-27-THD)						
	2	1	191-0554	4	PACKING						
					AVAILABLE REPAIR KIT(S):						
J			8W-2555	1	KIT-INJECTOR (LUBE)						
					(INCLUDES PLUNGER, PISTON ROD, SPRING & PACKING)						
J-KIT MARKED J SERVICES PART MARKED J											



GRAPHIC #1

<END>

g00752264

FRAME AND BODY

141-2107 VALVE GP-LUBE DISTRIBUTION-2-INJECTOR

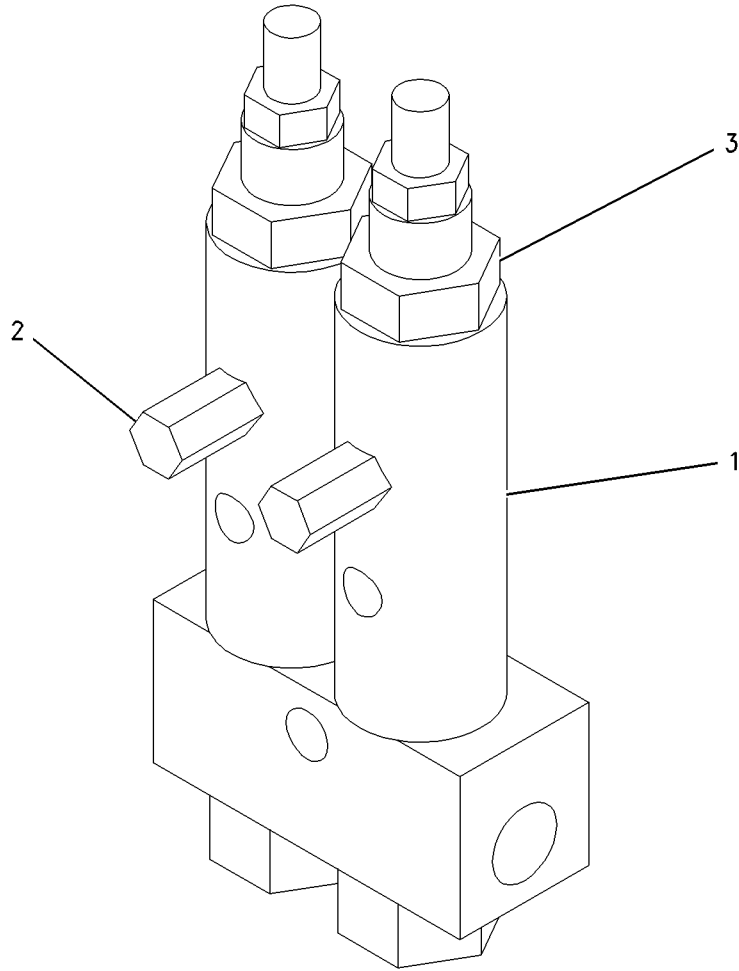
S/N: BXY1-1899

PART OF 229-2622, 259-2414, 259-2422 VALVE & LINES GP-LUBRICATION
AN ATTACHMENT

SMCS-7540

i03410300

NOTE	REF NO	GRAPHIC REF	PART NUMBER	QTY	PART NAME						SEE PAGE
					1	2	3	4	5	6 (PRODUCT LEVEL)	
J	1	1	5T-5045	2	INJECTOR GP-LUBRICATION						
					(EACH INCLUDES)						
	2	1	8X-1106	1	FITTING AS-GREASE (1/8-27-THD)						
	3	1	191-0554	2	PACKING						
					AVAILABLE REPAIR KIT(S):						
J			8W-2555	1	KIT-INJECTOR (LUBE)						
					(INCLUDES PLUNGER, PISTON, ROD, SPRING & PACKING)						
J-KIT MARKED J SERVICES PART MARKED J											



GRAPHIC #1

<END>

g00804476

FRAME AND BODY

224-3951 VALVE GP-LUBE DISTRIBUTION-8-INJECTOR

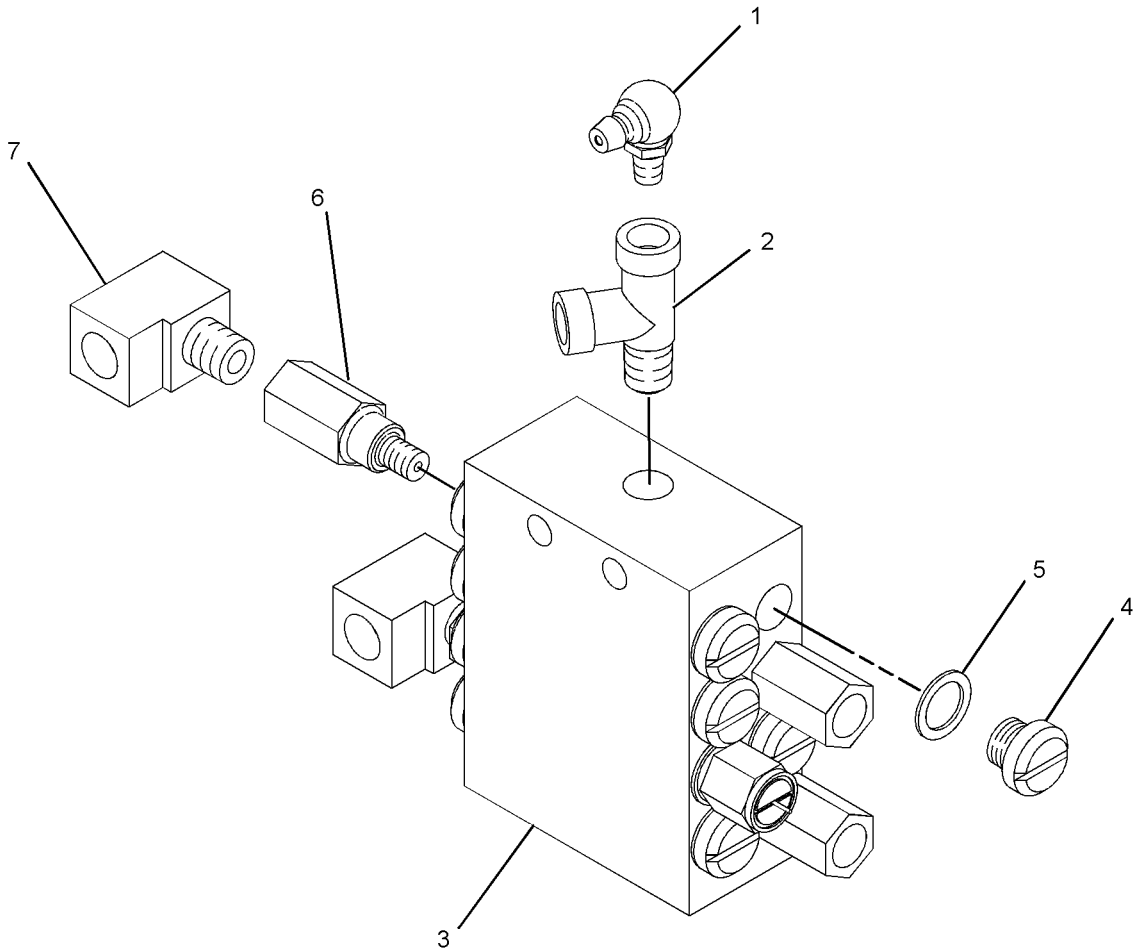
S/N: BXY1-1899

PART OF 224-3954 VALVE & LINES GP-LUBRICATION
AN ATTACHMENT

SMCS-7540

i01944184

NOTE	REF NO	GRAPHIC REF	PART NUMBER	QTY	PART NAME						SEE PAGE
					1	2	3	4	5	6 (PRODUCT LEVEL)	
	1	1	3B-8488	1	FITTING-GREASE						
	2	1	5P-3422	1	TEE-PIPE						
	3	1	171-8867	1	VALVE AS-LUBE DISTRIBUTION						
	4	1	171-8869	4	GASKET						
	5	1	171-8870	4	PLUG						
	6	1	155-2478	4	ADAPTER						
	7	1	3B-6552	2	ELBOW-PIPE						



GRAPHIC #1

<END>

g01014047

FRAME AND BODY

224-4326 VALVE GP-LUBE DISTRIBUTION-12-INJECTOR

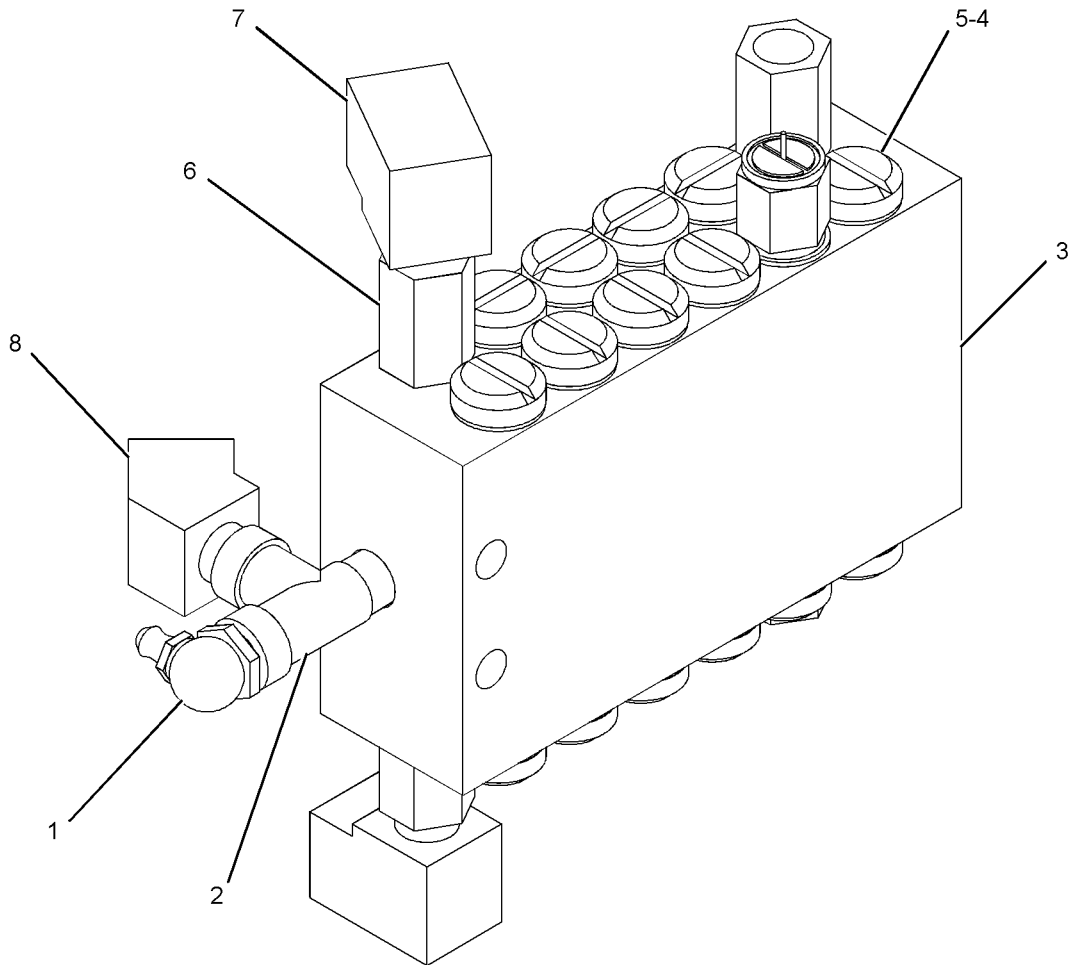
S/N: BXY1-1899

PART OF 224-4338 VALVE & LINES GP-LUBRICATION
AN ATTACHMENT

SMCS-7540

i01944911

NOTE	REF NO	GRAPHIC REF	PART NUMBER	QTY	PART NAME						SEE PAGE
					1	2	3	4	5	6 (PRODUCT LEVEL)	
	1	1	3B-8488	1	FITTING-GREASE						
	2	1	5P-3422	1	TEE-PIPE						
	3	1	171-8868	1	VALVE AS-LUBE DISTRIBUTION						
	4	1	171-8869	8	GASKET						
	5	1	171-8870	8	PLUG						
	6	1	155-2478	4	ADAPTER						
	7	1	3B-6552	2	ELBOW-PIPE						
	8	1	8L-5008	1	ELBOW-PIPE						



GRAPHIC #1

<END>

g01013912

FRAME AND BODY

224-4327 VALVE GP-LUBE DISTRIBUTION-10-INJECTOR

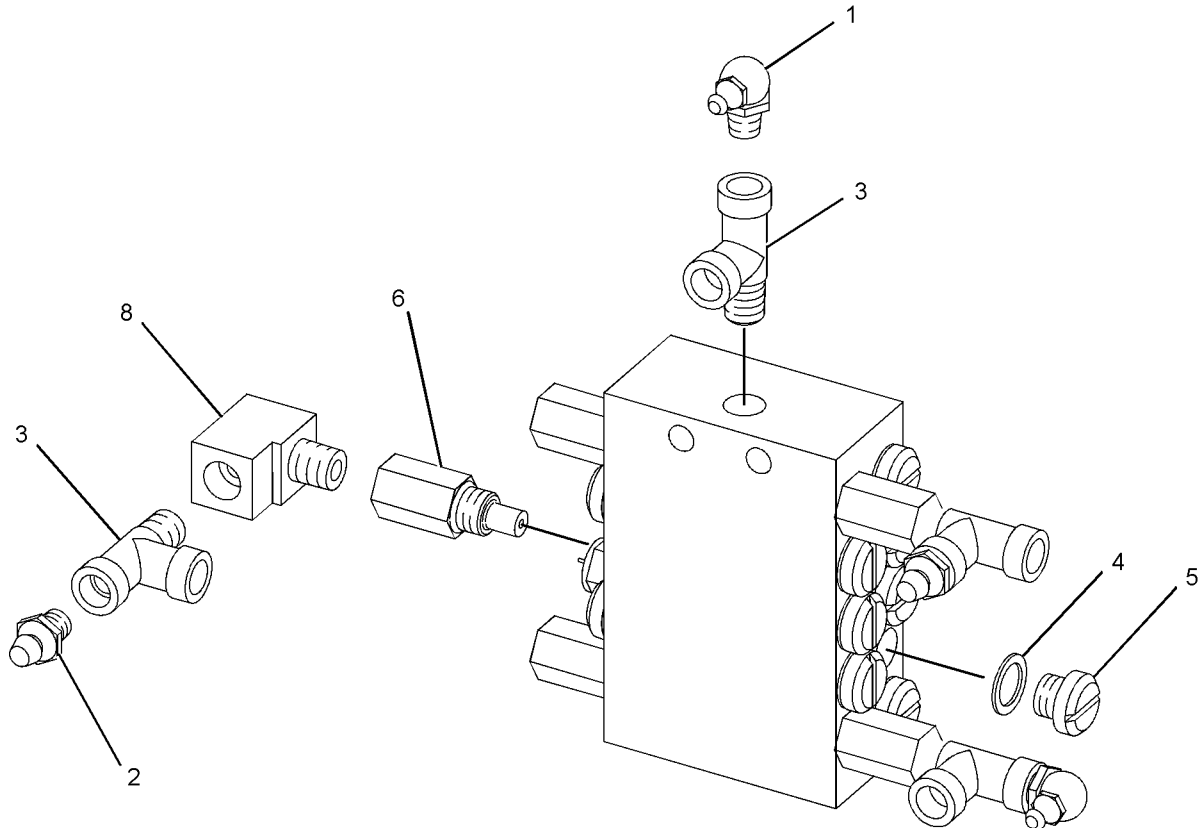
S/N: BXY1-1899

PART OF 224-4328 VALVE & LINES GP-LUBRICATION
AN ATTACHMENT

SMCS-7540

i01944233

NOTE	REF NO	GRAPHIC REF	PART NUMBER	QTY	PART NAME						SEE PAGE
					1	2	3	4	5	6 (PRODUCT LEVEL)	
	1	1	3B-8488	2	FITTING-GREASE						
	2	1	3B-8489	2	FITTING-GREASE						
	3	1	5P-3422	4	TEE-PIPE						
	4	1	171-8869	5	GASKET						
	5	1	171-8870	5	PLUG						
	6	1	155-2478	5	ADAPTER						
	7	1	177-4687	1	VALVE AS-LUBE DISTRIBUTION						
	8	1	3B-6552	1	ELBOW-PIPE						



GRAPHIC #1

<END>

g01014151

FRAME AND BODY

224-4420 VALVE GP-LUBE DISTRIBUTION-12-INJECTOR

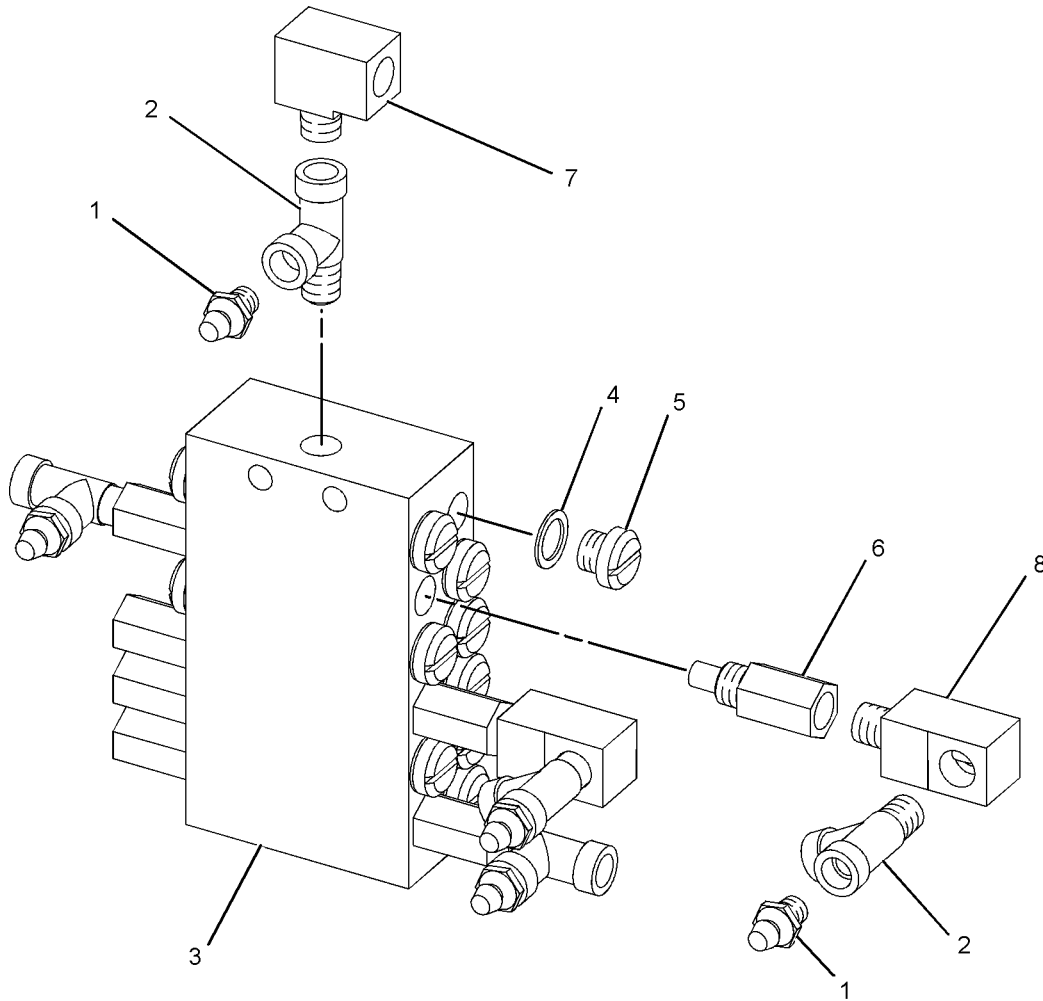
S/N: BXY1-UP

PART OF 224-4410, 259-2407, 259-2448 VALVE & LINES GP-LUBRICATION
AN ATTACHMENT

SMCS-7540

i01944124

NOTE	REF NO	GRAPHIC REF	PART NUMBER	QTY	PART NAME						SEE PAGE
					1	2	3	4	5	6 (PRODUCT LEVEL)	
	1	1	3B-8489	5	FITTING-GREASE						
	2	1	5P-3422	5	TEE-PIPE						
	3	1	171-8868	1	VALVE AS-LUBE DISTRIBUTION						
	4	1	171-8869	5	GASKET						
	5	1	171-8870	5	PLUG						
	6	1	155-2478	7	ADAPTER						
	7	1	3B-6552	1	ELBOW-PIPE						
	8	1	4M-8973	2	ELBOW						



GRAPHIC #1

<END>

g01014076

FRAME AND BODY

224-4422 VALVE GP-LUBE DISTRIBUTION-6-INJECTOR

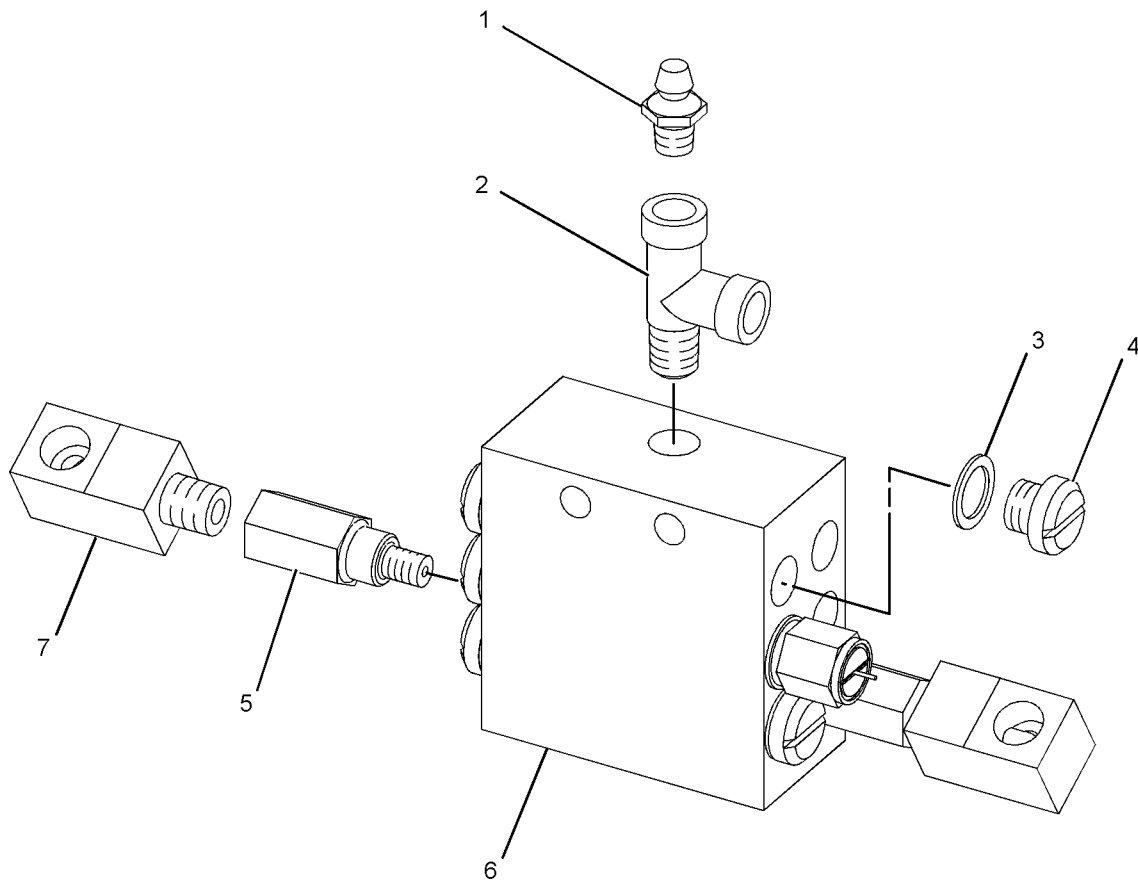
S/N: BXY1-UP

PART OF 224-4411, 240-9692, 259-2408, 285-7285, 285-7287, 285-7289,
342-1188, 342-1189, 342-1190 VALVE & LINES GP-LUBRICATION
AN ATTACHMENT

SMCS-7540

i01943952

NOTE	REF NO	GRAPHIC REF	PART NUMBER	QTY	PART NAME						SEE PAGE
					1	2	3	4	5	6 (PRODUCT LEVEL)	
	1	1	3B-8489	1	FITTING-GREASE						
	2	1	5P-3422	1	TEE-PIPE						
	3	1	171-8869	4	GASKET						
	4	1	171-8870	4	PLUG						
	5	1	155-2478	2	ADAPTER						
	6	1	177-4686	1	VALVE AS-LUBE DISTRIBUTION						
	7	1	4M-8973	2	ELBOW						



GRAPHIC #1

<END>

g01014100

BRAKING SYSTEM

220-1432 ACCUMULATOR GP-BRAKE-CHARGED

S/N: BXY1-UP

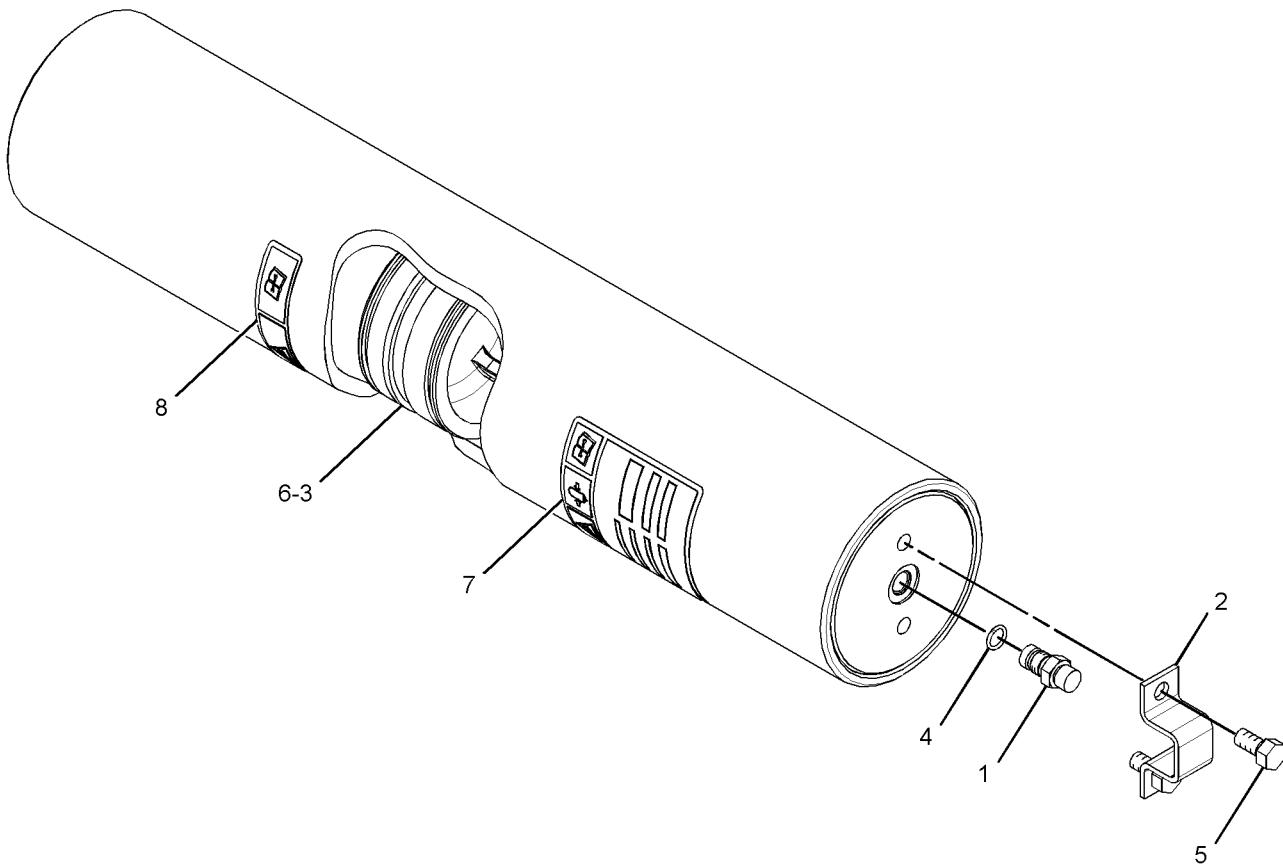
PART OF 308-2724 CONTROL GP-PARKING BRAKE, 230-2407, 345-3934 CONTROL
GP-SERVICE BRAKE

FIELD REPLACEMENT ORDER 283-1137-PAGE 1273
ALSO AN ATTACHMENT

SMCS-4263

i02906341

NOTE	REF NO	GRAPHIC REF	PART NUMBER	QTY	PART NAME						SEE PAGE
					1	2	3	4	5	6 (PRODUCT LEVEL)	
	1	1	069-2535	1	VALVE-GAS						
	2	1	111-9110	1	PROTECTOR-GAS VALVE						
	3	1	135-7123	1	PISTON						
	4	1	1J-9671	1	SEAL-O-RING						
	5	1	5M-3062	2	BOLT (3/8-16X0.75-IN)						
	6	1	170-0493	1	KIT-SEAL (HYDRAULIC ACCUMULATOR) (INCLUDES RINGS, SEALS, & WASHERS)						
	7	1	241-0037	1	FILM-WARNING (HIGH PRESSURE, READ OMM)						
	8	1	224-0672	1	FILM-WARNING (HIGH PRESSURE, READ OMM, INTL)						



GRAPHIC #1

<END>

g01514194

BRAKING SYSTEM

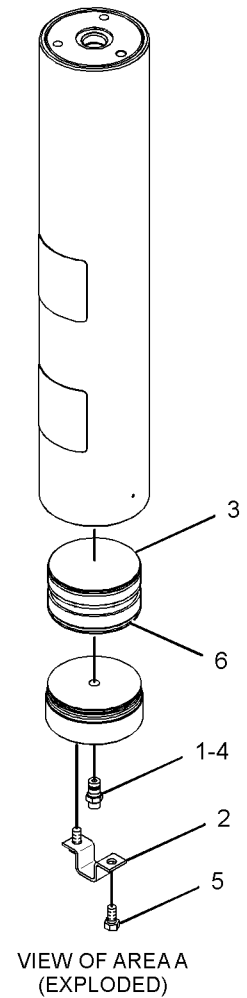
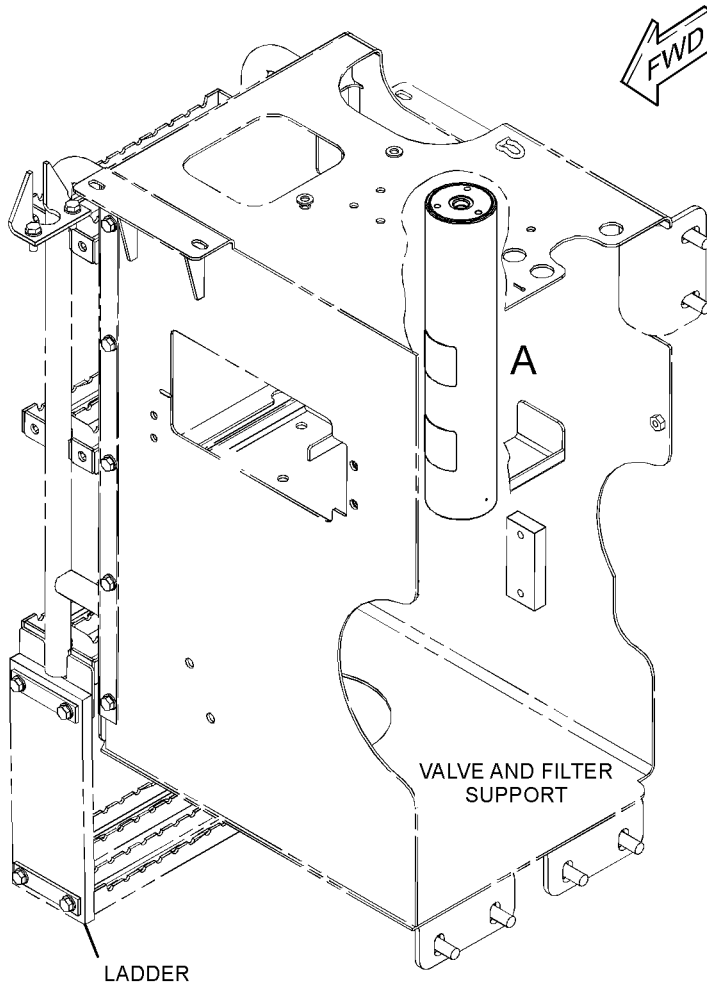
283-1137 ACCUMULATOR GP-BRAKE-UNCHARGED

S/N: BXY1-UP

SMCS-4263

i02518326

NOTE	REF NO	GRAPHIC REF	PART NUMBER	QTY	PART NAME						SEE PAGE
					1	2	3	4	5	6 (PRODUCT LEVEL)	
	1	1	069-2535	1	VALVE-GAS						
	2	1	111-9110	1	PROTECTOR-GAS VALVE						
	3	1	135-7123	1	PISTON						
	4	1	1J-9671	1	SEAL-O-RING						
	5	1	5M-3062	2	BOLT (3/8-16X0.75-IN)						
	6	1	170-0493	1	KIT-SEAL (HYDRAULIC ACCUMULATOR) (KIT INCLUDES SEALS, WASHERS, AND PISTON)						



GRAPHIC #1

<END>

g01331047

BRAKING SYSTEM

180-4000 BASE GP-FOOT BRAKE-PEDAL, RH

S/N: BXY1-UP

PART OF 180-3999 CONTROL GP-FOOT BRAKE
ALSO AN ATTACHMENT

SMCS-4269

i03013317

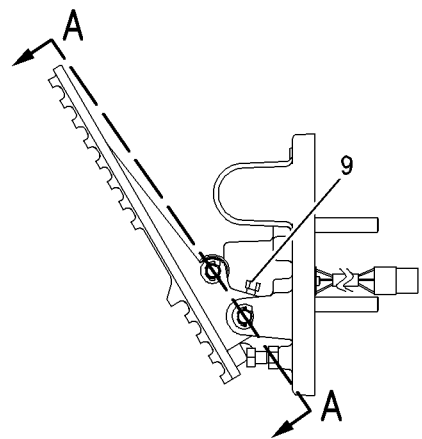
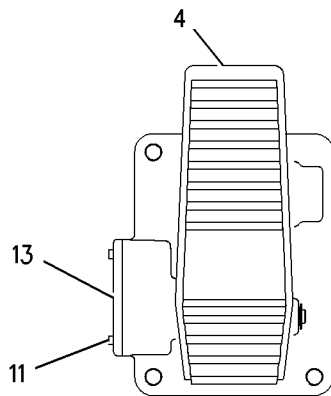
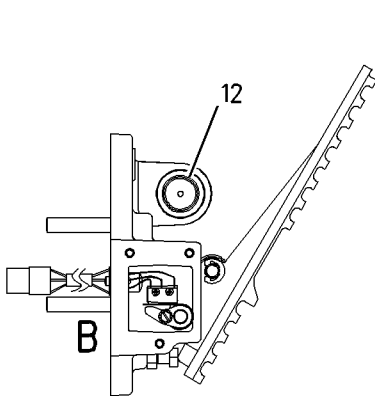
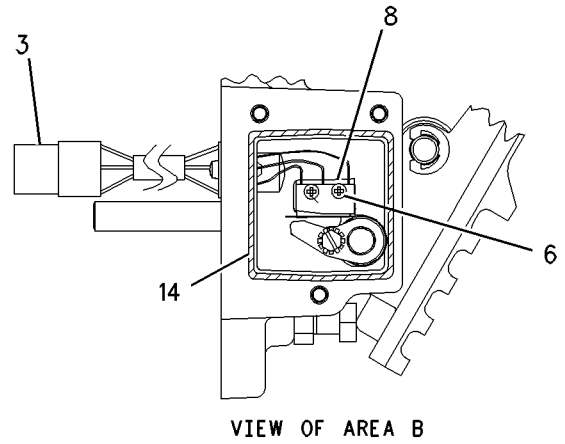
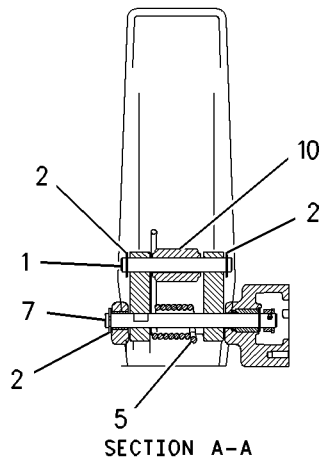
NOTE	REF NO	GRAPHIC REF	PART NUMBER	QTY	PART NAME						SEE PAGE
					1	2	3	4	5	6 (PRODUCT LEVEL)	
	1	1	4E-9664	1	PIN						
	2	1	009-3101	3	RING-RETAINING						
	3	1	112-2276	1	HARNESS AS-BRAKE (RIGHT FT BRAKE BASE)						
	4	1	113-7752	1	PEDAL-BRAKE						
	5	1	115-2247	1	SPRING						
	6	1	307-7603	2	SCREW-MACHINE (2-56X11.11-MM)						
	7	1	146-1891	1	SHAFT AS						
		1	1H-4393	1	LOCKWASHER						
		1	009-3101	1	RING-RETAINING						
M		1	6V-6718	1	SCREW-SELF-TAPPING (8-32X0.25-IN)						
		1	146-1890	1	PIN						
	8	1	148-5581	1	INSULATOR						
M	9	1	153-6273	1	SETSCREW						
	10	1	163-3926	1	ROLLER						
	11	1	5M-6755	3	SCREW-MACHINE (10-24X0.562-IN)						
	12	1	8S-2225	1	SEAL-LIP TYPE						
	13	1	128-0606	1	COVER						
	14	1	128-0607	1	SEAL						

M-METRIC PART

BRAKING SYSTEM

180-4000 BASE GP-FOOT BRAKE (contd.)

i03013317



GRAPHIC #1

<END>

g00765563

BRAKING SYSTEM

180-4001 BASE GP-FOOT BRAKE-PEDAL, LH

S/N: BXY1-UP

PART OF 180-3999 CONTROL GP-FOOT BRAKE
ALSO AN ATTACHMENT

SMCS-4269

i01816809

NOTE	REF NO	GRAPHIC REF	PART NUMBER	QTY	PART NAME						SEE PAGE
					1	2	3	4	5	6 (PRODUCT LEVEL)	
	1	1	3J-7354	1	SEAL-O-RING						
	2	1	4E-9664	1	PIN						
	3	1	5M-6755	6	SCREW-MACHINE (10-24X0.562-IN)						
M	4	1	6V-2313	2	BOLT (M5X0.8X30-MM)						
	5	1	8S-2225	1	SEAL-LIP TYPE						
M	6	1	8T-2899	2	SCREW-MACHINE (M2.5X0.45X6-MM)						
	7	1	009-3101	3	RING-RETAINING						
	8	1	105-6117	1	SWITCH AS-LIMIT (STOP LIGHT)						
	9	1	113-7752	1	PEDAL-BRAKE						
	10	1	115-2247	1	SPRING						
M	11	1	125-3295	2	SCREW-PAN HEAD (M2.5X0.45X12-MM)						
	12	1	205-3583	1	PIN						
	13	1	146-1892	1	HARNES AS-BRAKE (STOP LIGHT) (LEFT FOOT BRAKE BASE)						
		1	155-2270	1	KIT-CONNECTING PLUG (2-PIN)						
	14	1	146-1893	1	COVER						
	15	1	146-2598	1	SEAL						
Y	16	1	214-4863	1	SENSOR GP-POSITION (ROTARY) (TC IMPELLER CLUTCH) (LEFT BRAKE PEDAL)						417
	17	1	149-4925	1	ROLLER						
M	18	1	153-6273	1	SETSCREW						
	19	1	161-0022	1	SWITCH AS-ADJUSTABLE (STOP LIGHT LIMIT)						
	20	1	187-2108	1	TERMINAL						
	21	1	4B-4274	2	WASHER (5.5X13X1.2-MM THK)						
	22	1	9S-8002	1	PLUG-O-RING						

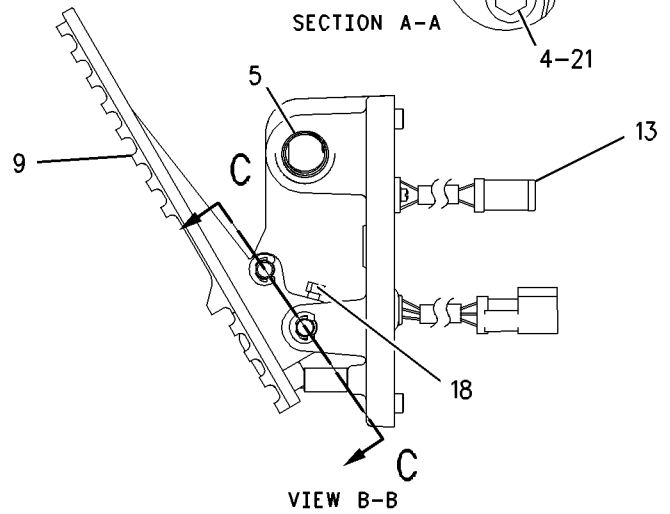
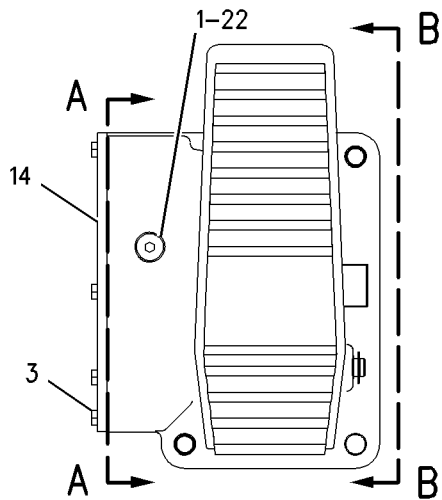
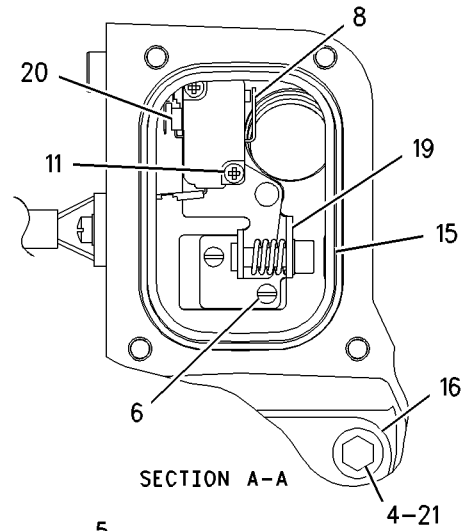
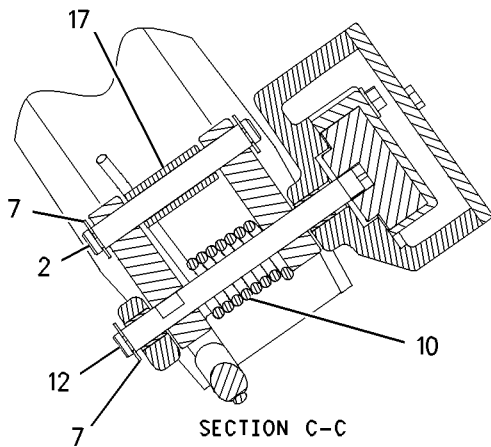
M-METRIC PART

Y-SEPARATE ILLUSTRATION

BRAKING SYSTEM

180-4001 BASE GP-FOOT BRAKE (contd.)

i01816809



GRAPHIC #1

<END>

g00764677

BRAKING SYSTEM

174-1552 BRAKE GP-PARKING

S/N: BXY1-UP

PART OF 225-5455 POWER TRAIN AR

SMCS-4267

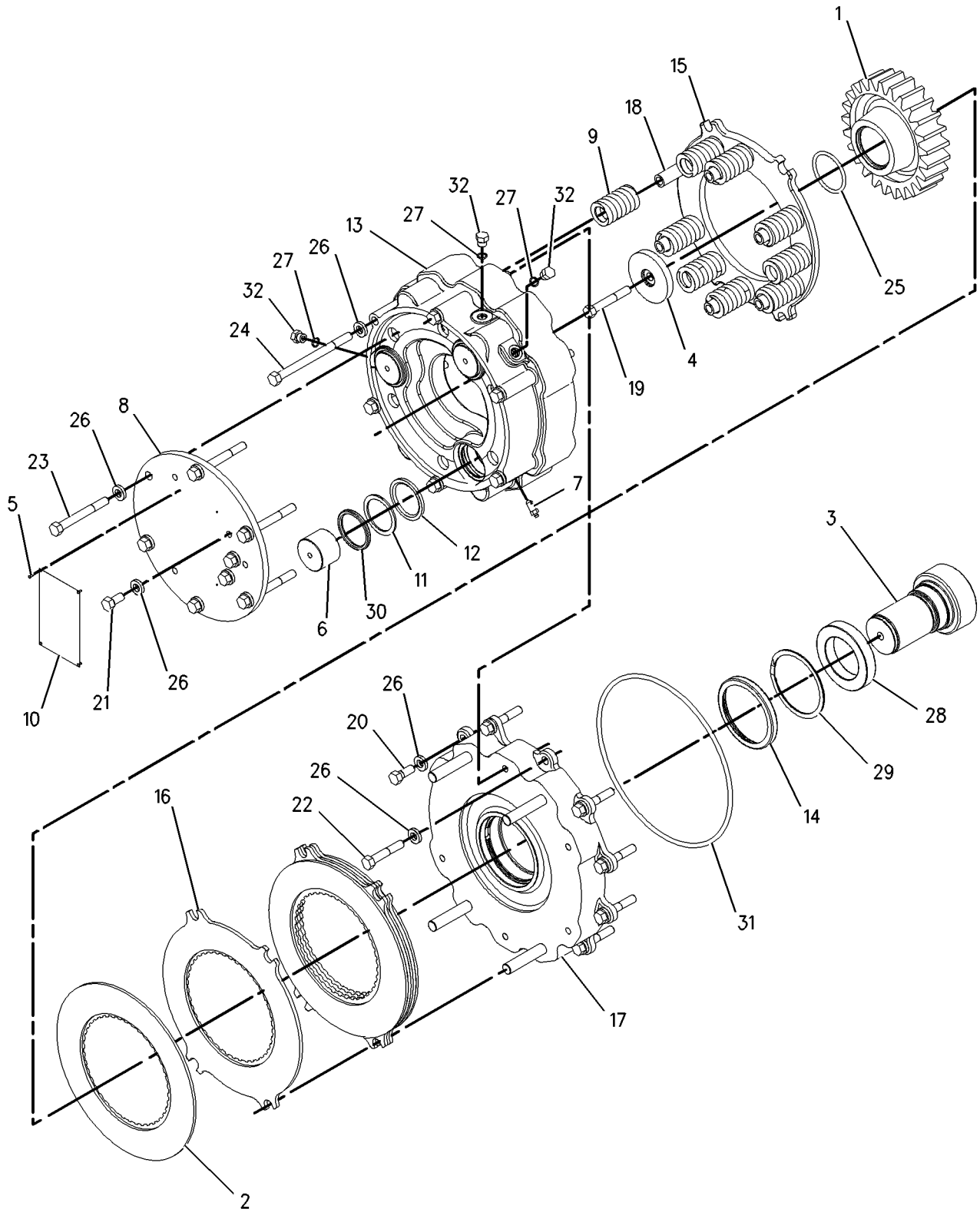
i03627094

NOTE	REF NO	GRAPHIC REF	PART NUMBER	QTY	PART NAME						SEE PAGE
					1	2	3	4	5	6 (PRODUCT LEVEL)	
	1	1	284-0001	1	HUB						
	2	1	236-8675	4	DISC-FRICTION						
	3	1	3P-3505	1	SHAFT-BRAKE						
	4	1	3S-1262	1	RETAINER						
	5	1	4B-4158	4	SCREW-DRIVE (4X0.25-IN)						
	6	1	4E-8583	3	PISTON						
	7	1	7K-4942	1	SCREW-PURGE						
	8	1	7S-3996	1	PLATE-RETAINING						
	9	1	7S-3997	9	SPRING						
	10	1	7S-4002	1	PLATE-WARNING (BRAKE)						
	11	1	170-6712	3	RING-BACKUP						
	12	1	171-1391	3	SEAL						
	13	1	174-1550	1	HOUSING-BRAKE						
	14	1	177-1483	1	SEAL-LIP TYPE						
	15	1	184-3675	1	PLATE-PRESSURE						
	16	1	184-3677	3	PLATE-REACTION						
	17	1	184-4617	1	CAGE AS						
	18	1	188-0960	6	SPACER (13.88X21.34X63-MM THK)						
	19	1	0L-1558	1	BOLT (1/2-20X3.25-IN)						
	20	1	0S-1595	2	BOLT (1/2-13X1.25-IN)						
	21	1	0S-1621	3	BOLT (1/2-13X1-IN)						
	22	1	1A-5822	7	BOLT (1/2-13X2.75-IN)						
	23	1	1D-4569	6	BOLT (1/2-13X4.25-IN)						
	24	1	2A-1531	6	BOLT (1/2-13X6.5-IN)						
	25	1	2H-2665	1	SEAL-O-RING						
	26	1	2M-0849	24	WASHER-HARD (13.5X25.5X5-MM THK)						
	27	1	3J-1907	3	SEAL-O-RING						
	28	1	3K-2518	1	BALL BEARING						
	29	1	3K-2556	1	RING-RETAINING						
	30	1	7K-9204	3	SEAL-LIP TYPE						
	31	1	8H-8257	1	SEAL-O-RING						
	32	1	9S-4191	3	PLUG-O-RING						

BRAKING SYSTEM

174-1552 BRAKE GP-PARKING (contd.)

i03627094



GRAPHIC #1

<END>

g00725988

BRAKING SYSTEM

161-9275 BRAKE GP-SERVICE

S/N: BXY1-3999

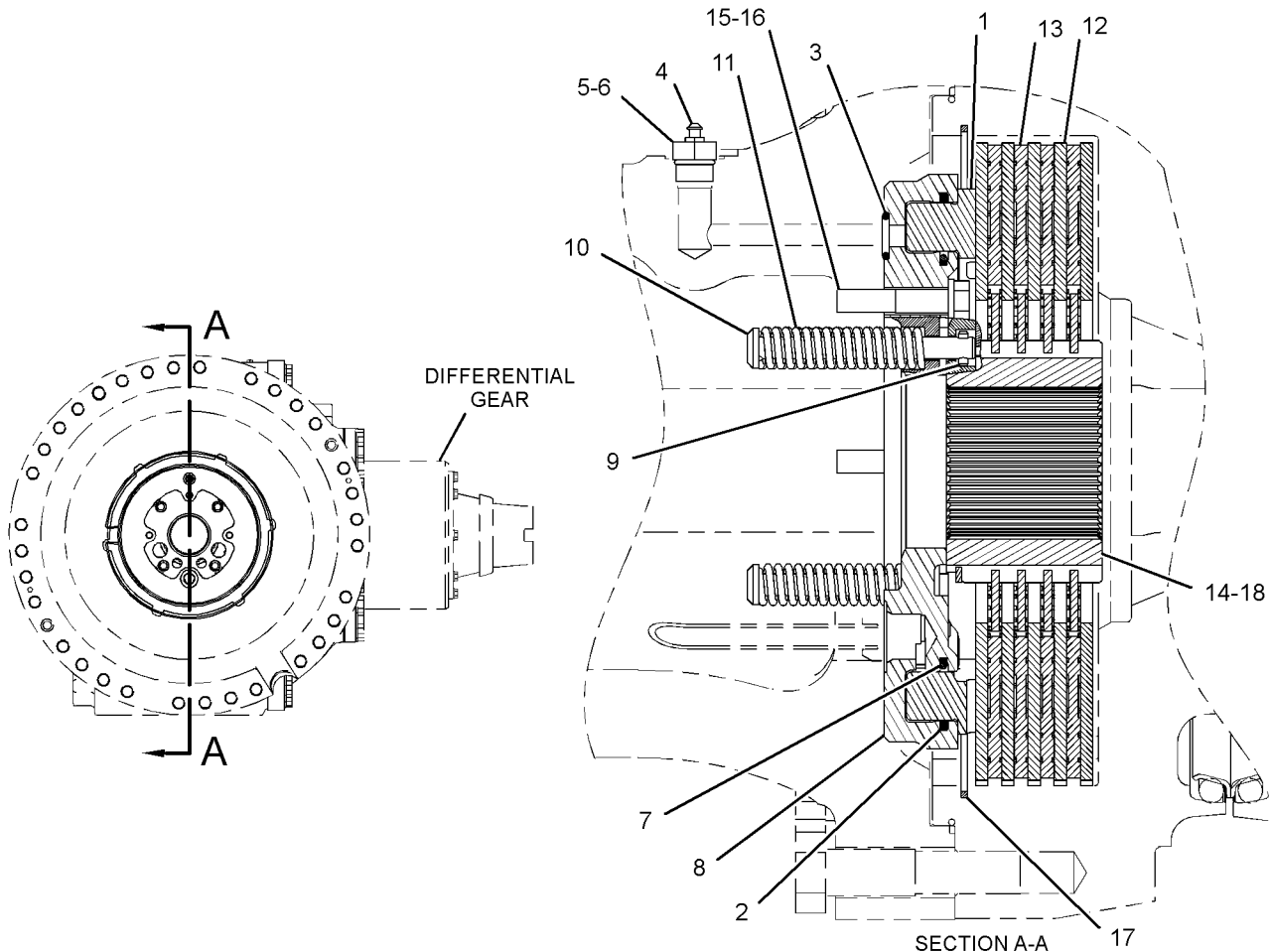
PART OF 137-8833 AXLE AR-FIXED, 137-8832 AXLE AR-OSCILLATING

SMCS-4251

i03767289

NOTE	REF NO	GRAPHIC REF	PART NUMBER	QTY	PART NAME						SEE PAGE
					1	2	3	4	5	6 (PRODUCT LEVEL)	
	1	1	107-9172	1	PISTON						
	2	1	151-6251	1	SEAL-D-RING						
	3	1	5P-8119	1	SEAL-O-RING						
	4	1	9F-2167	1	SCREW-PURGE (3/8-24X1.164-IN)						
	5	1	110-2446	1	ADAPTER						
	6	1	3K-0360	1	SEAL-O-RING						
	7	1	151-6250	1	SEAL-D-RING						
	8	1	134-0039	1	HOUSING						
	9	1	6M-9155	4	PIN						
	10	1	7V-8346	4	SPRING-GUIDE						
	11	1	8V-3609	4	SPRING-RETRACTOR						
	12	1	118-6606	5	PLATE-OUTER						
	13	1	201-0737	4	DISC-FRICTION (EXTENDED LIFE)						
	14	1	134-0037	1	HUB						
M	15	1	6V-8150	3	BOLT (M12X1.75X60-MM)						
	16	1	3H-7654	3	WASHER-HARD (13.5X22.5X3.0-MM THK)						
	17	1	9M-2076	1	RING-SNAP						
	18	1	8T-1141	1	RING-RETAINING						

M-METRIC PART



GRAPHIC #1

<END>

g02051193

BRAKING SYSTEM

161-9275 BRAKE GP-SERVICE

S/N: BXY4000-UP

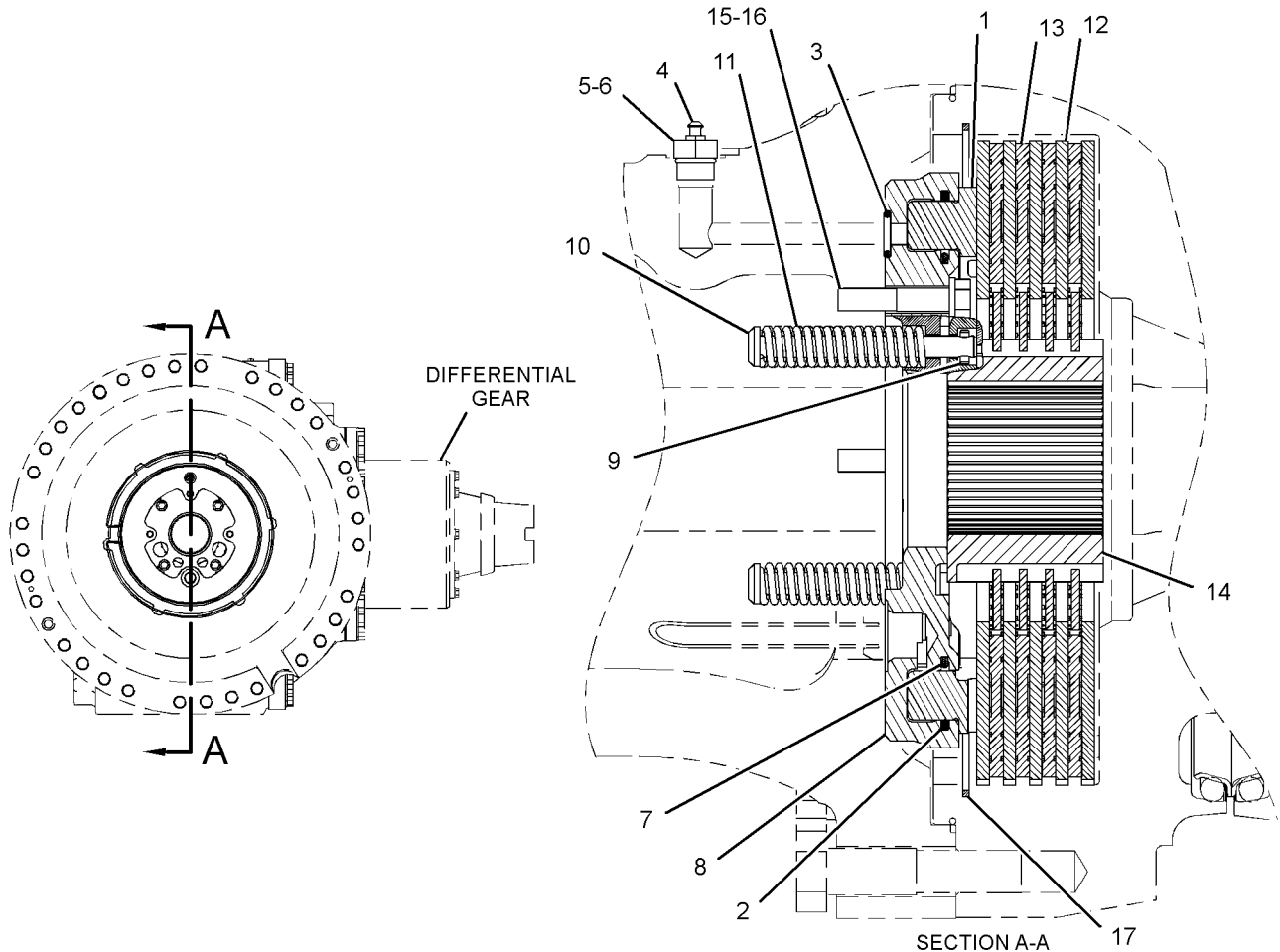
PART OF 137-8833 AXLE AR-FIXED, 137-8832 AXLE AR-OSCILLATING

SMCS-4251

i03783592

NOTE	REF NO	GRAPHIC REF	PART NUMBER	QTY	PART NAME						SEE PAGE
					1	2	3	4	5	6 (PRODUCT LEVEL)	
	1	1	107-9172	1	PISTON						
	2	1	151-6251	1	SEAL-D-RING						
	3	1	5P-8119	1	SEAL-O-RING						
	4	1	9F-2167	1	SCREW-PURGE (3/8-24X1.164-IN)						
	5	1	110-2446	1	ADAPTER						
	6	1	3K-0360	1	SEAL-O-RING						
	7	1	151-6250	1	SEAL-D-RING						
	8	1	134-0039	1	HOUSING						
	9	1	6M-9155	4	PIN						
	10	1	7V-8346	4	SPRING-GUIDE						
	11	1	8V-3609	4	SPRING-RETRACTOR						
	12	1	118-6606	5	PLATE-OUTER						
	13	1	201-0737	4	DISC-FRICTION (EXTENDED LIFE)						
C	14	1	330-4035	1	HUB						
M	15	1	6V-8150	3	BOLT (M12X1.75X60-MM)						
	16	1	3H-7654	3	WASHER-HARD (13.5X22.5X3.0-MM THK)						
	17	1	9M-2076	1	RING-SNAP						

C-CHANGE FROM PREVIOUS TYPE
M-METRIC PART



GRAPHIC #1

<END>

g02059134

BRAKING SYSTEM

169-8258 CONTROL GP-FOOT BRAKE

S/N: BXY1-UP

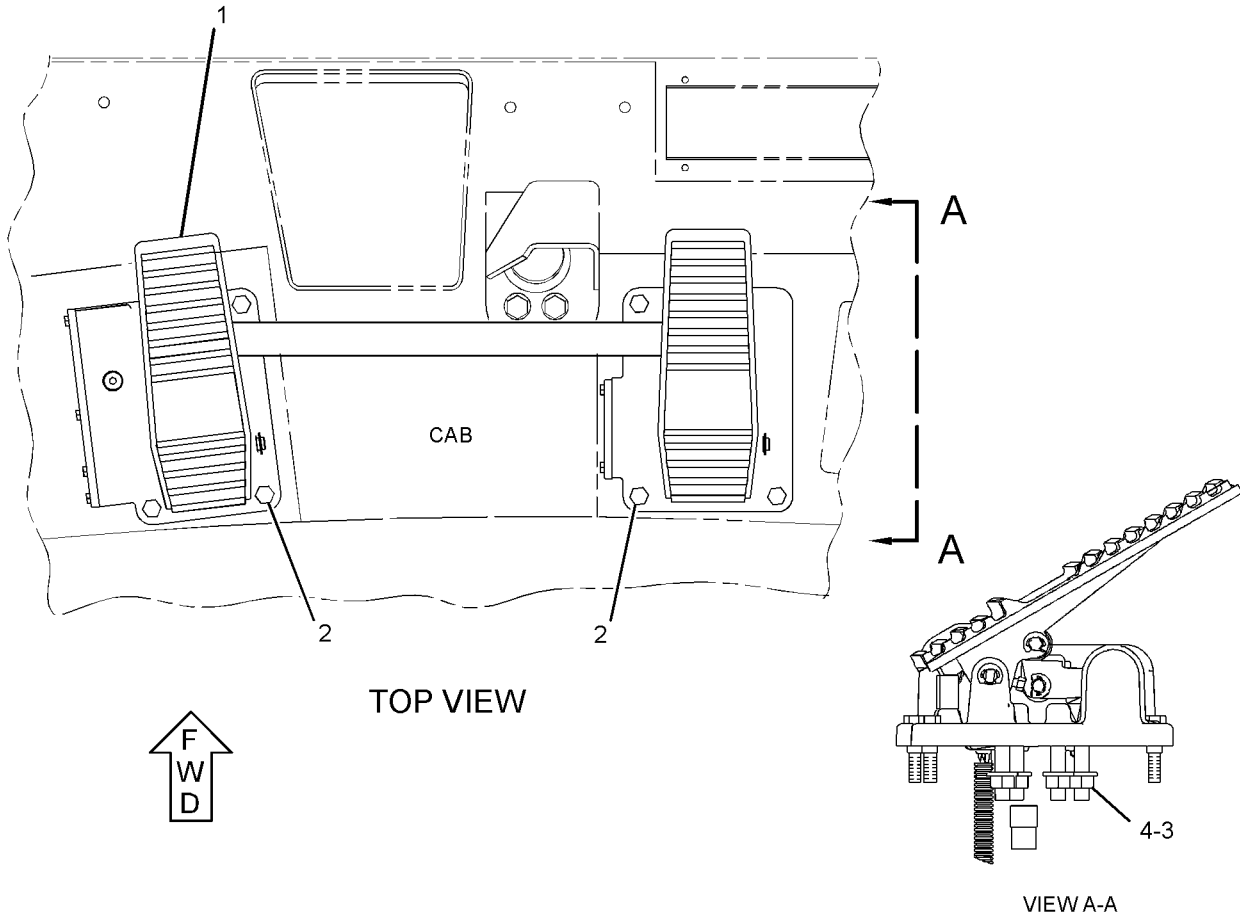
PART OF 227-3190, 292-6110, 308-2727, 346-3826 CAB AR
ALSO AN ATTACHMENT

SMCS-4269

i02614696

NOTE	REF NO	GRAPHIC REF	PART NUMBER	QTY	PART NAME	SEE PAGE
Y	1	1	180-3999	1	CONTROL GP-FOOT BRAKE	1283
M	2	1	099-3649	6	BOLT (M8X1.25X40-MM)	
	3	1	8T-4121	4	WASHER-HARD (11X21X2.5-MM THK)	
M	4	1	8T-4133	4	NUT (M10X1.5-THD)	

M-METRIC PART
Y-SEPARATE ILLUSTRATION



GRAPHIC #1

<END>

g01311768

BRAKING SYSTEM

180-3999 CONTROL GP-FOOT BRAKE

S/N: BXY1-UP

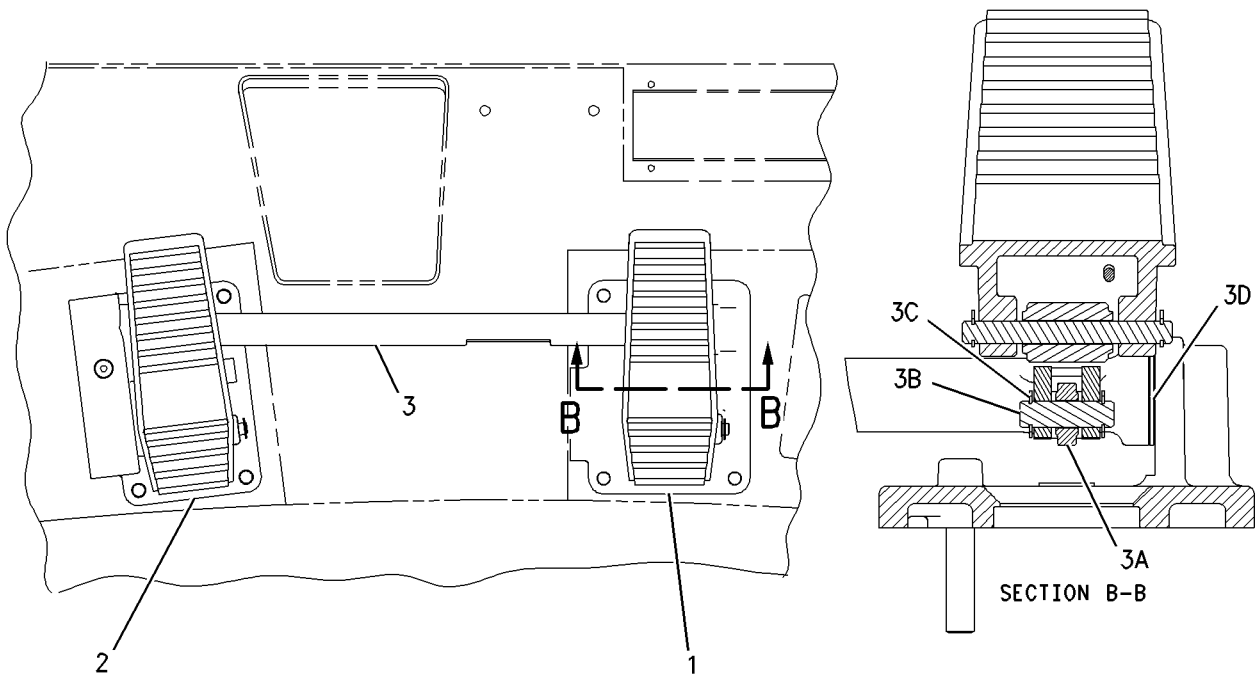
PART OF 169-8258 CONTROL GP-FOOT BRAKE
ALSO AN ATTACHMENT

SMCS-4269

i01465414

NOTE	REF NO	GRAPHIC REF	PART NUMBER	QTY	PART NAME						SEE PAGE
					1	2	3	4	5	6 (PRODUCT LEVEL)	
Y	1	1	180-4000	1	BASE GP-FOOT BRAKE (RH PEDAL)						1274
Y	2	1	180-4001	1	BASE GP-FOOT BRAKE (LH PEDAL)						1276
	3	1	180-3994	1	SHAFT AS						
	3A	1	4E-9667	2	ROLLER						
	3B	1	4E-9668	4	PIN						
	3C	1	009-3101	4	RING-RETAINING						
	3D	1	114-9491	4	WASHER						

Y-SEPARATE ILLUSTRATION



GRAPHIC #1

<END>

g00765500

BRAKING SYSTEM

141-4644 CONTROL GP-PARKING BRAKE

S/N: BXY1-UP

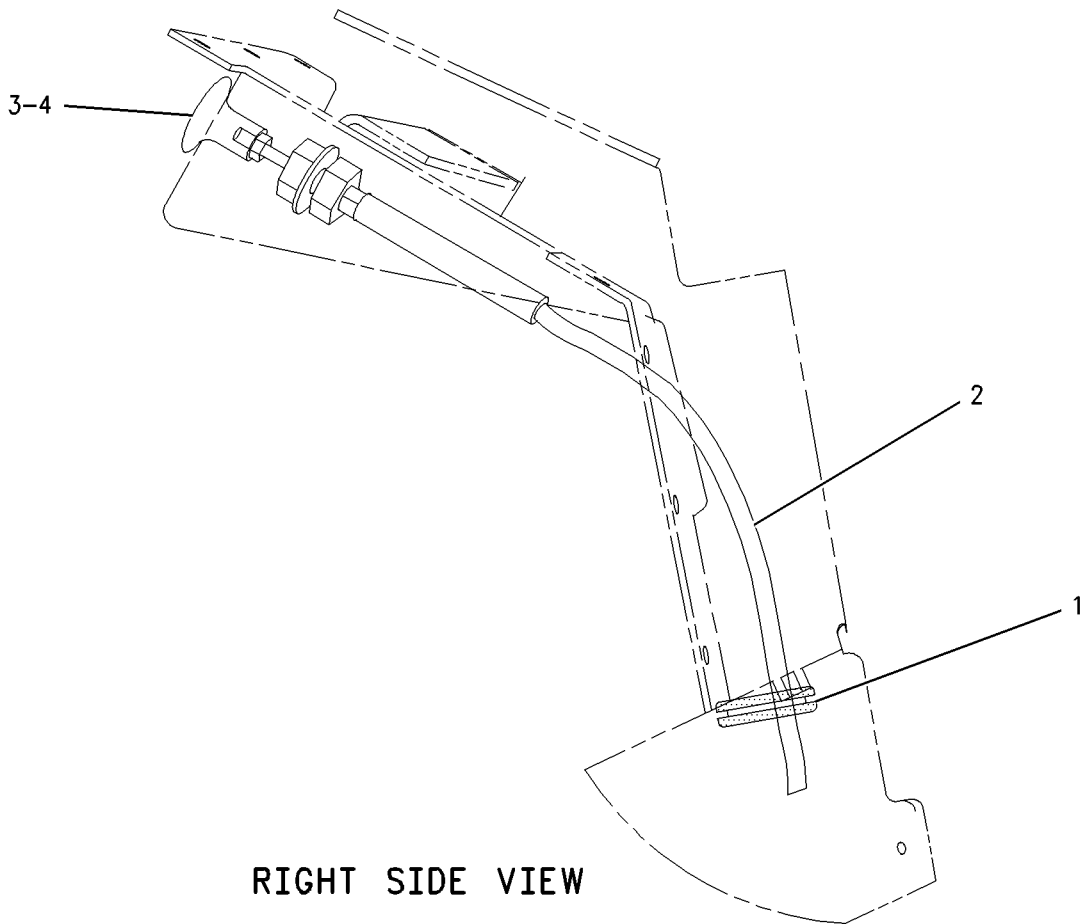
PART OF 227-3190, 292-6110, 308-2727, 346-3826 CAB AR
ALSO AN ATTACHMENT

SMCS-4282, 4284

i02910170

NOTE	REF NO	GRAPHIC REF	PART NUMBER	QTY	PART NAME						SEE PAGE
					1	2	3	4	5	6 (PRODUCT LEVEL)	
	1	1	310-7198	1	GROMMET						
	2	1	153-6224	1	CABLE AS-PARKING BRAKE CONTROL						
		1	8T-4223	3	WASHER-HARD (13.5X25.5X3-MM THK)						
M		1	8T-4244	4	NUT (M12X1.75-THD)						
		1	9B-0453	2	LOCKWASHER						
	3	1	122-1671	1	KNOB						
M	4	1	5C-2890	1	NUT (M6X1-THD)						

M-METRIC PART



GRAPHIC #1

<END>

g00702290

BRAKING SYSTEM

308-2724 CONTROL GP-PARKING BRAKE-AUXILIARY CONTROL

S/N: BXY1900-UP

PART OF 2Q-8722, 2Q-8733, 2Q-8744, 2Q-8749, 2Q-8752, 2Q-8753 STEEL MILL AR
AN ATTACHMENT

SMCS-4282, 4284

i03524924

NOTE	REF NO	GRAPHIC REF	PART NUMBER	QTY	PART NAME						SEE PAGE
					1	2	3	4	5	6 (PRODUCT LEVEL)	
	1	2	3B-4607	1	PIN-COTTER						
I	2	1	5T-9813	1	HOSE AS						
	3	2	6E-5444	1	VALVE GP-CHECK (BRAKE MANIFOLD)						
	4	2	6V-0852	1	CAP-DUST						
Y	5	2	8J-6875	1	VALVE GP-SHUTTLE						1331
	6	2	9U-0830	1	END-YOKE ROD						
	7	1	103-0010	1	BRACKET AS						
M		1	8T-3490	1	NUT-WELD (M10X1.5-THD)						
	8	2	104-7108	1	VALVE GP-CHECK (BRAKE ACCUMULATOR)						
	9	1	122-1671	1	KNOB						
	10	1	140-0206	1	PLATE						
I	11	2	144-7033	1	HOSE AS						
	12	1	150-4027	1	TEE AS						
		1	3E-2310	1	TEE						
		1	3J-1907	1	SEAL-O-RING						
		1	6V-8397	1	SEAL-O-RING						
	13	2	174-4312	1	SWITCH AS-PRESSURE (PARKING BRAKE OIL)						
D		2	8T-5677		SLEEVE (0.6-M)						
		2	102-8803	1	KIT-RECEPTACLE (3-PIN) (INCLUDES RECEPTACLE AS & WEDGE)						
D		2	5P-6008		TUBE-HEAT SHRINK (6.35-MM DIA) (0.2-M)						
		2	186-3735	3	PIN-CONNECTOR (16-GA TO 18-GA)						
M	14	2	179-4324	1	LOCKNUT (M5X0.8-THD)						
	15	1	189-7370	1	CLAMP AS						
	16	1	189-7372	2	PLATE						
	17	1	189-7373	1	PLATE						
I	18	2	189-7421	1	HOSE AS						
	19	2	326-0254	1	BRACKET AS						
	20	2	189-7423	1	BRACKET						
I	21	2	189-7425	1	HOSE AS						
	22	1	336-3656	1	TUBE AS						
	23	2	336-3655	1	TUBE AS						
	24	2	189-7470	1	BRACKET AS						
I	25	1	194-2147	1	HOSE AS						
Y	26	2	200-5962	1	VALVE GP-RELIEF (BRAKE ACCUMULATOR PRESSURE)						1330
	27	2	204-6050	1	CABLE AS						
		2	8T-4223	3	WASHER-HARD (13.5X25.5X3-MM THK)						
M		2	8T-4244	4	NUT (M12X1.75-THD)						
		2	9B-0453	2	LOCKWASHER						
I	28	2	219-4960	1	HOSE AS						
Y	29	2	219-5155	1	VALVE & MTG GP-BRAKE CONTROL (PARKING)						1322
Y	30	2	220-1432	1	ACCUMULATOR GP-BRAKE (CHARGED)						1272
I	31	1	227-3213	1	HOSE AS						
	32	2	250-1440	1	ADAPTER AS						
		2	3K-0360	1	SEAL-O-RING						
		2	7X-3164	1	ADAPTER-SWIVEL						
I	33	1	251-9991	1	HOSE AS						
I	34	1	253-7135	1	HOSE AS						
Y	35	2	308-2714	1	VALVE & MTG GP-BRAKE CONTROL (PARKING)						1324
Y	36	1	308-2722	1	WIRING GP-SHUTOFF						667
I	37	2	310-4785	1	HOSE AS						
	38	2	115-3069	1	CLIP AS-CONNECTOR (3-PIN)						
M	39	1	129-3178	1	LOCKNUT (M6X1-THD)						
	40	1	147-0385	2	CLIP						
	41	2	148-8338	1	CONNECTOR AS						

BRAKING SYSTEM

308-2724 CONTROL GP-PARKING BRAKE (contd.)

i03524924

NOTE	REF NO	GRAPHIC REF	PART NUMBER	QTY	PART NAME						SEE PAGE
					1	2	3	4	5	6 (PRODUCT LEVEL)	
		2	3J-1907	1	SEAL-O-RING						
		2	6V-8397	1	SEAL-O-RING						
		2	8T-0075	1	CONNECTOR						
	42	2	148-8375	1	ELBOW AS						
		2	6V-8398	2	SEAL-O-RING						
		2	6V-8981	1	ELBOW						
	43	2	148-8378	1	ELBOW AS						
		2	3J-1907	1	SEAL-O-RING						
		2	6V-8397	1	SEAL-O-RING						
		2	6V-8724	1	ELBOW						
	44	2	148-8415	2	REDUCER AS						
					(EACH INCLUDES)						
		2	6V-8397	1	SEAL-O-RING						
		2	6V-8936	1	REDUCER						
	45	1,2	148-8444	2	TEE AS-SWIVEL						
					(EACH INCLUDES)						
		1,2	6V-8398	2	SEAL-O-RING						
		1,2	6V-9837	1	TEE-SWIVEL						
	46	1,2	148-8457	3	UNION AS						
					(EACH INCLUDES)						
		1,2	6V-8398	2	SEAL-O-RING						
		1,2	6V-8995	1	UNION						
	47	2	150-4037	3	TEE AS						
					(EACH INCLUDES)						
		2	6V-8398	2	SEAL-O-RING						
		2	6V-9844	1	TEE-SWIVEL						
	49	2	153-6252	2	CONNECTOR AS						
					(EACH INCLUDES)						
		2	6V-8398	1	SEAL-O-RING						
		2	7M-8485	1	SEAL-O-RING						
		2	9X-8408	1	CONNECTOR						
	50	2	164-5567	1	COUPLER AS-QUICK DISCONNECT						
		2	214-7568	1	SEAL-O-RING						
		2	6V-3965	1	FITTING (QUICK DISCONNECT)						
	51	2	164-5586	2	TEE AS						
					(EACH INCLUDES)						
		2	6V-8398	1	SEAL-O-RING						
		2	7X-0871	1	TEE						
	52	1,2	1S-0994	2	CLIP						
	53	2	219-4961	1	HOSE AS						
	54	2	3J-1907	1	SEAL-O-RING						
M	55	2	7X-2534	2	BOLT (M6X1X50-MM)						
	56	1,2	5P-9085	6	CLIP						
	57	2	6V-8398	3	SEAL-O-RING						
	58	1,2	6V-9169	4	NUT-BULKHEAD (13/16-16-THD)						
	59	2	7X-2618	1	PIN						
M	60	2	8T-3647	3	BOLT (M8X1.25X80-MM)						
	61	1,2	8T-4121	8	WASHER-HARD (11X21X2.5-MM THK)						
M	62	1,2	8T-4137	3	BOLT (M10X1.5X20-MM)						
M	63	1,2	8T-4139	8	BOLT (M12X1.75X30-MM)						
M	64	1	8T-4183	1	BOLT (M12X1.75X40-MM)						
M	65	1	8T-4195	4	BOLT (M10X1.5X30-MM)						
	66	2	9X-8256	2	WASHER (6.6X12X2-MM THK)						
	67	1,2	8T-4223	15	WASHER-HARD (13.5X25.5X3-MM THK)						
	68	2	8T-4224	3	WASHER-HARD (8.8X16X2-MM THK)						
M	69	1	8T-4244	1	NUT (M12X1.75-THD)						
M	70	1	8T-4956	5	BOLT (M12X1.75X35-MM)						

BRAKING SYSTEM

308-2724 CONTROL GP-PARKING BRAKE (contd.)

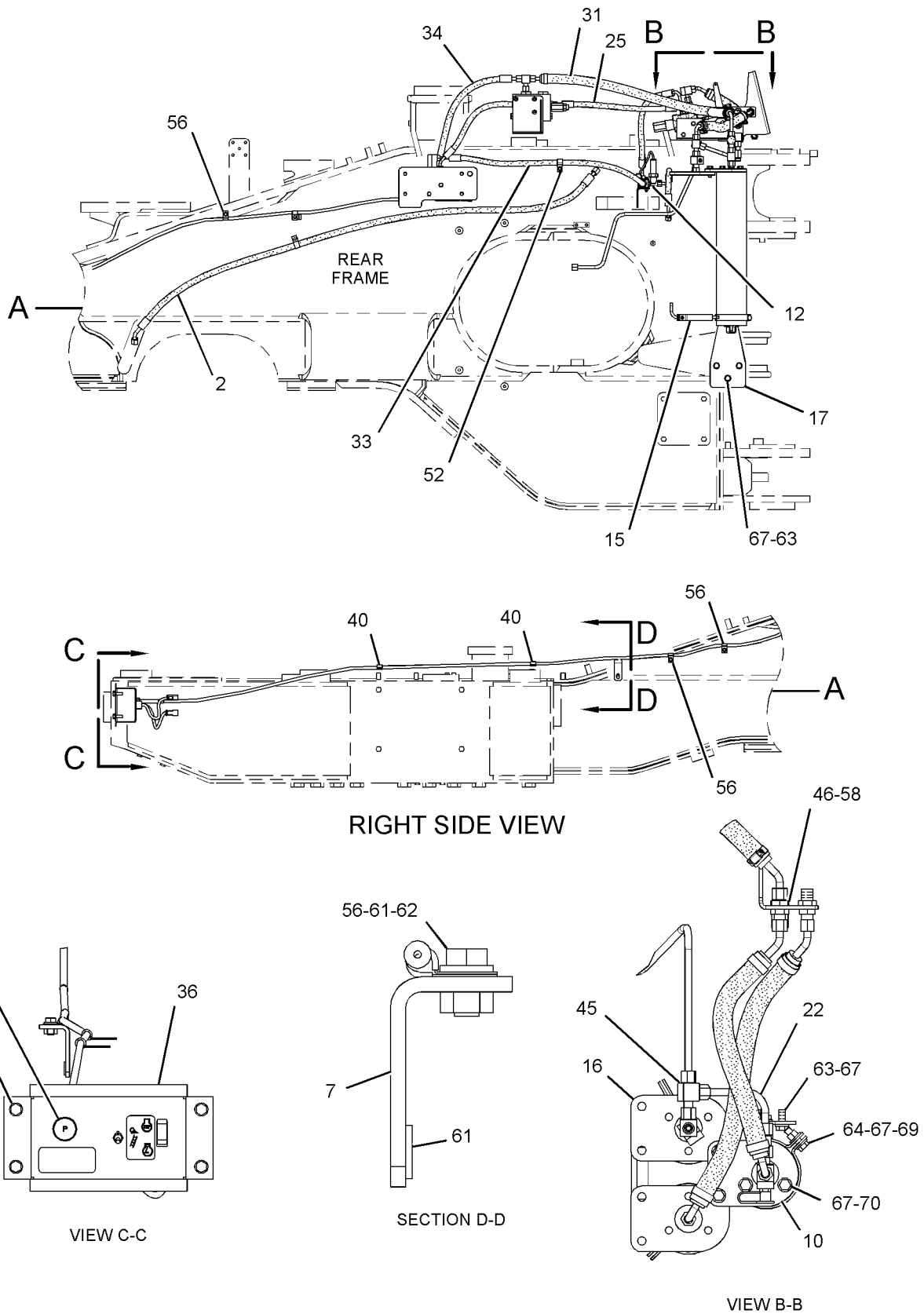
i03524924

D-ORDER BY THE METER
I-REFER TO HYDRAULIC INFORMATION SYSTEM
M-METRIC PART
Y-SEPARATE ILLUSTRATION

BRAKING SYSTEM

308-2724 CONTROL GP-PARKING BRAKE (contd.)

i03524924



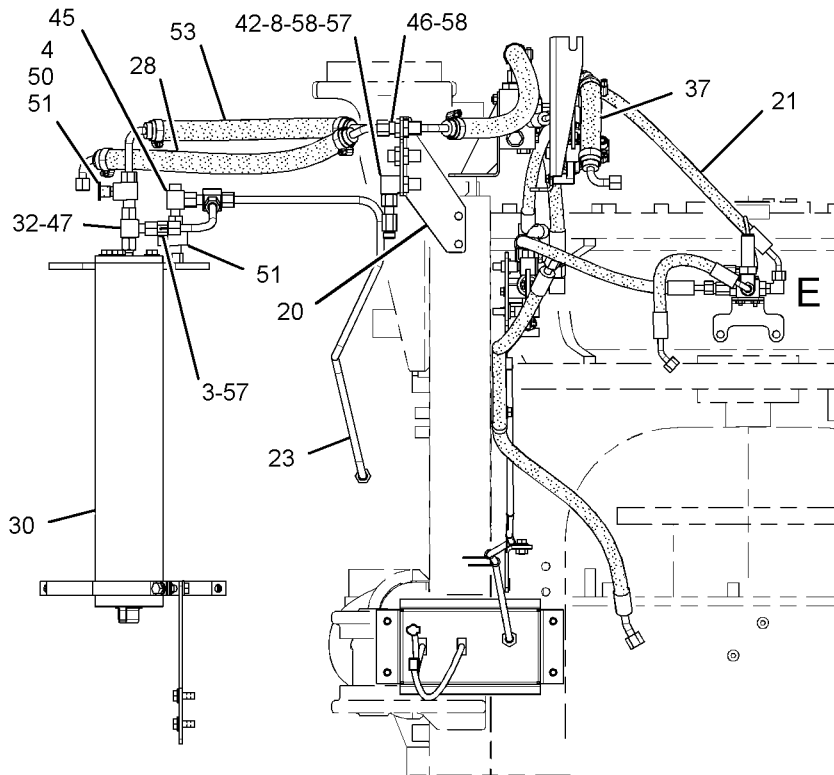
GRAPHIC #1

g01921908

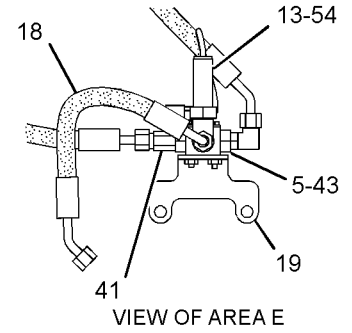
BRAKING SYSTEM

308-2724 CONTROL GP-PARKING BRAKE (contd.)

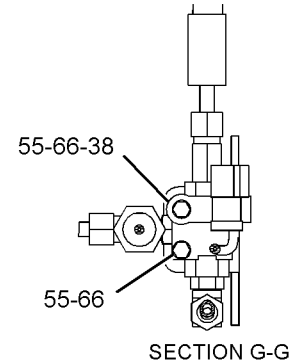
i03524924



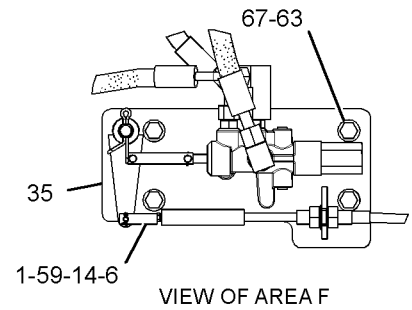
FRONT VIEW



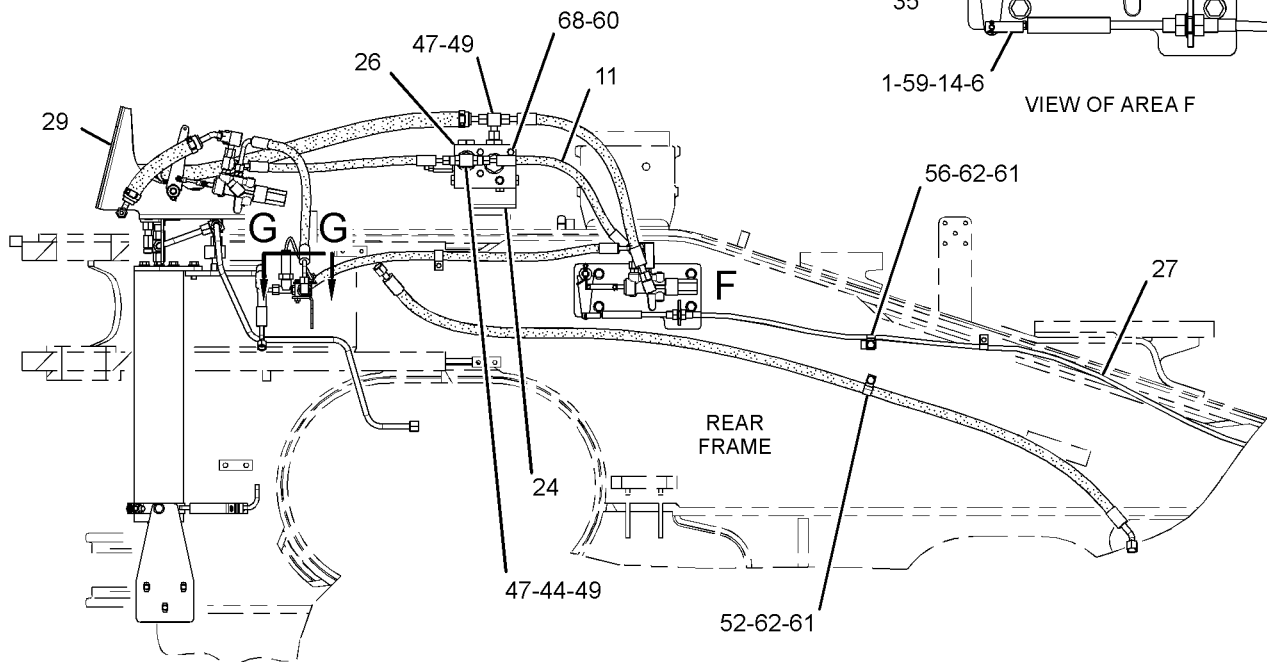
VIEW OF AREA E



SECTION G-G



VIEW OF AREA F



LEFT SIDE VIEW

GRAPHIC #2

<END>

g01921909

BRAKING SYSTEM

217-7850 CONTROL GP-SERVICE BRAKE-FRONT

S/N: BXY1-2448

PART OF 225-5449, 298-2038 HYDRAULIC AR

SMCS-4257, 4258, 4263, 4265, 4269, 4280

i01767458

NOTE	REF NO	GRAPHIC REF	PART NUMBER	QTY	PART NAME	SEE PAGE
					1 2 3 4 5 6 (PRODUCT LEVEL)	
	1	1	3E-6909	4	CLIP	
	2	1	136-0012	1	TUBE AS	
	3	1	136-0013	1	TUBE AS	
	4	1	160-2425	1	BRACKET AS	
M		1	8T-3490	3	NUT-WELD (M10X1.5-THD)	
I	5	1	195-0462	1	HOSE AS	
	6	1	198-6439	1	PLATE	
	7	1	220-3447	1	TUBE AS	
	8	1	220-3448	1	TUBE AS	
	9	1	<i>148-8364</i>	1	ELBOW AS	
		1	3K-0360	1	SEAL-O-RING	
		1	6V-8398	1	SEAL-O-RING	
		1	6V-8625	1	ELBOW	
	10	1	<i>148-8454</i>	1	TEE AS	
		1	6V-8398	3	SEAL-O-RING	
		1	6V-8789	1	TEE	
	11	1	4J-5267	2	SEAL-O-RING	
	12	1	6V-8398	3	SEAL-O-RING	
	13	1	8C-3205	4	FLANGE-HALF	
	14	1	8T-4121	12	WASHER-HARD (11X21X2.5-MM THK)	
M	15	1	8T-4137	4	BOLT (M10X1.5X20-MM)	
M	16	1	8T-4183	2	BOLT (M12X1.75X40-MM)	
M	17	1	8T-4196	8	BOLT (M10X1.5X35-MM)	
	18	1	8T-4223	2	WASHER-HARD (13.5X25.5X3-MM THK)	

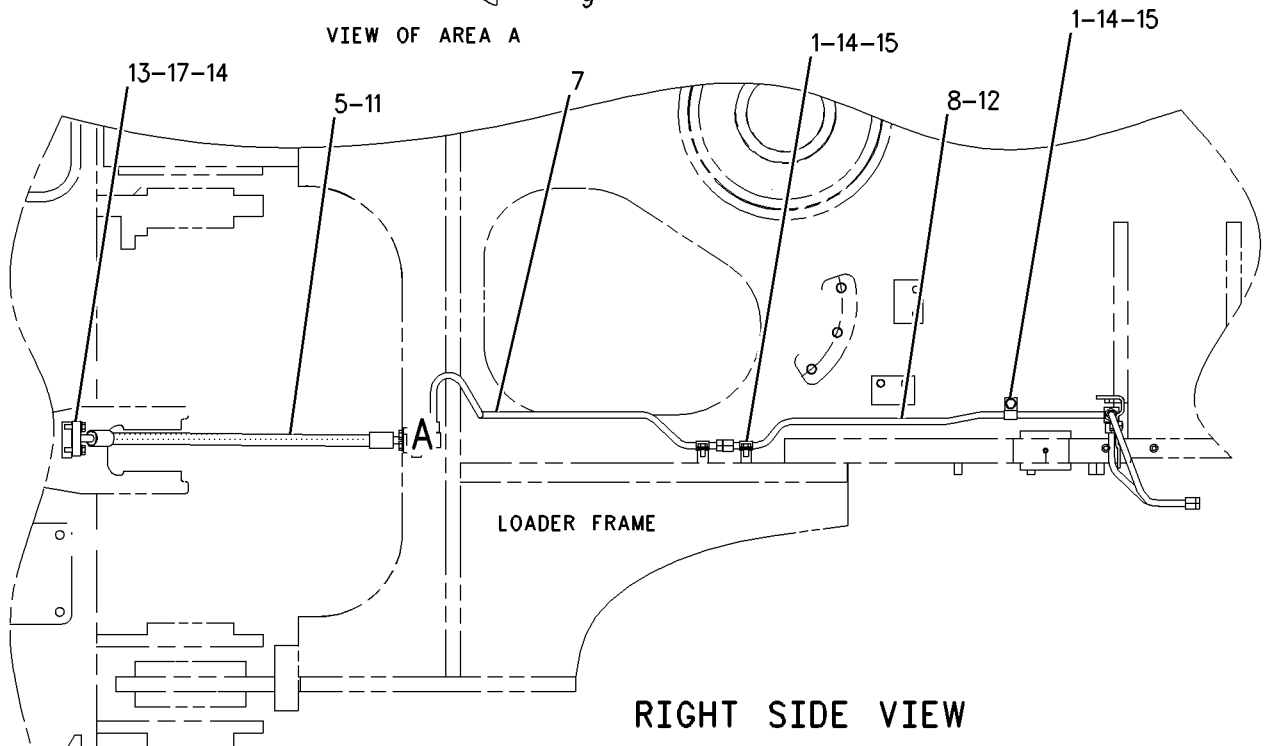
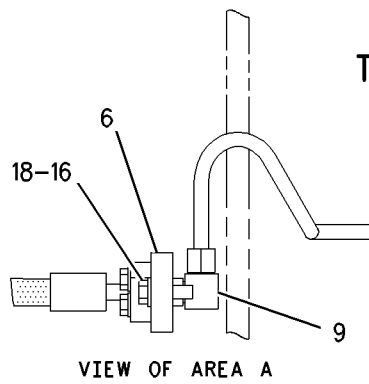
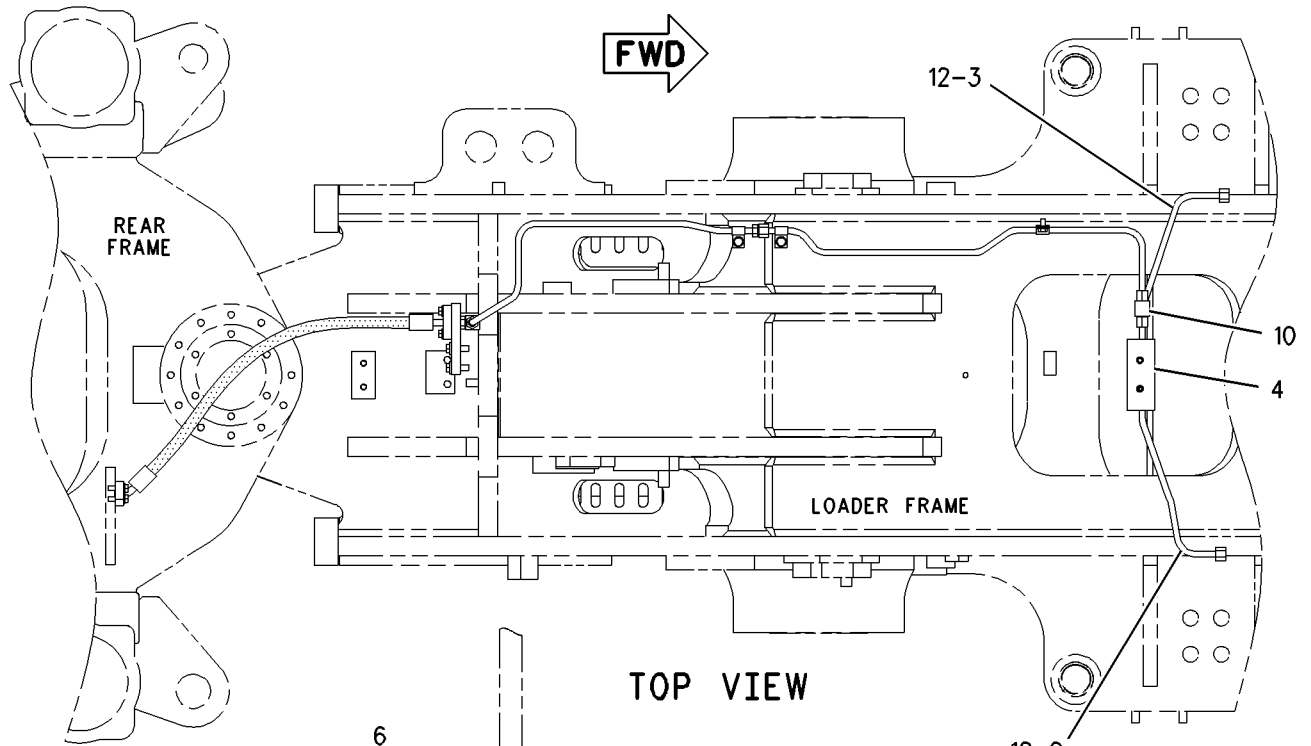
I-REFER TO HYDRAULIC INFORMATION SYSTEM

M-METRIC PART

BRAKING SYSTEM

217-7850 CONTROL GP-SERVICE BRAKE (contd.)

i01767458



GRAPHIC #1

<END>

g00911750

BRAKING SYSTEM

217-7850 CONTROL GP-SERVICE BRAKE-FRONT

S/N: BXY2449-3999

PART OF 298-2038 HYDRAULIC AR

SMCS-4257, 4258, 4263, 4265, 4269, 4280

i03155580

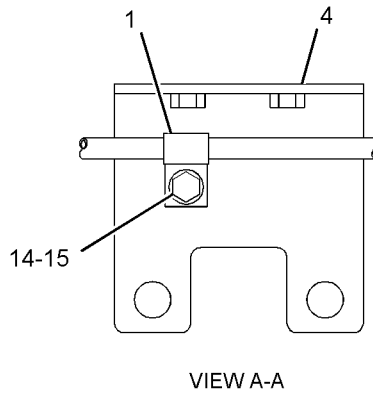
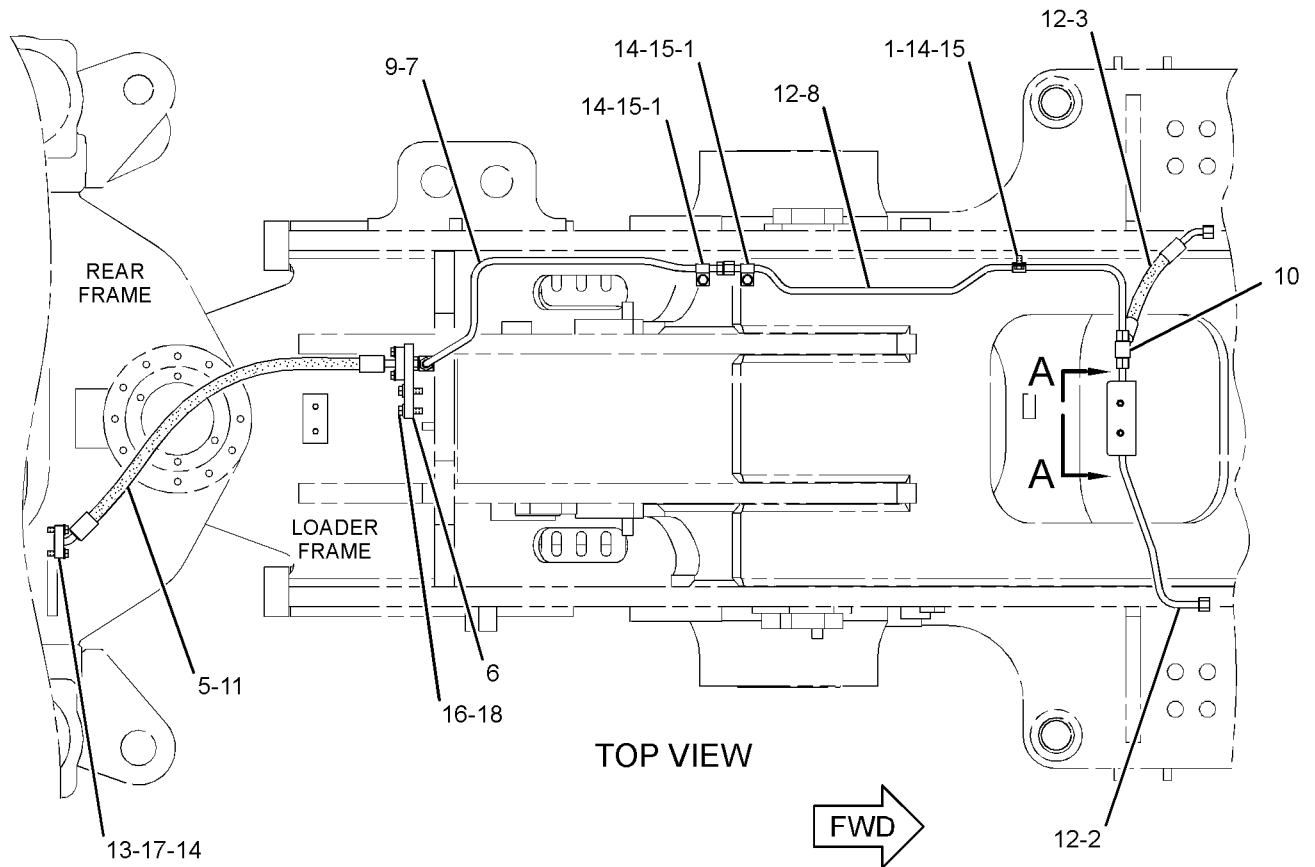
NOTE	REF NO	GRAPHIC REF	PART NUMBER	QTY	PART NAME						SEE PAGE
					1	2	3	4	5	6 (PRODUCT LEVEL)	
	1	1	3E-6909	4	CLIP						
	2	1	136-0012	1	TUBE AS						
CI	3	1	311-2166	1	HOSE AS						
	4	1	160-2425	1	BRACKET AS						
M		1	8T-3490	3	NUT-WELD (M10X1.5-THD)						
I	5	1	195-0462	1	HOSE AS						
	6	1	198-6439	1	PLATE						
	7	1	220-3447	1	TUBE AS						
	8	1	220-3448	1	TUBE AS						
	9	1	<i>148-8364</i>	1	ELBOW AS						
		1	3K-0360	1	SEAL-O-RING						
		1	6V-8398	1	SEAL-O-RING						
		1	6V-8625	1	ELBOW						
	10	1	<i>148-8454</i>	1	TEE AS						
		1	6V-8398	3	SEAL-O-RING						
		1	6V-8789	1	TEE						
	11	1	4J-5267	2	SEAL-O-RING						
	12	1	6V-8398	3	SEAL-O-RING						
	13	1	8C-3205	4	FLANGE-HALF						
	14	1	8T-4121	12	WASHER-HARD (11X21X2.5-MM THK)						
M	15	1	8T-4137	4	BOLT (M10X1.5X20-MM)						
M	16	1	8T-4183	2	BOLT (M12X1.75X40-MM)						
M	17	1	8T-4196	8	BOLT (M10X1.5X35-MM)						
	18	1	8T-4223	2	WASHER-HARD (13.5X25.5X3-MM THK)						

C-CHANGE FROM PREVIOUS TYPE
 I-REFER TO HYDRAULIC INFORMATION SYSTEM
 M-METRIC PART

BRAKING SYSTEM

217-7850 CONTROL GP-SERVICE BRAKE (contd.)

i03155580



GRAPHIC #1

<END>

g01802053

BRAKING SYSTEM

230-2407 CONTROL GP-SERVICE BRAKE-REAR

S/N: BXY1-2224

PART OF 225-5449, 298-2038 HYDRAULIC AR

SMCS-4257, 4258, 4263, 4265, 4269, 4280

i02903273

NOTE	REF NO	GRAPHIC REF	PART NUMBER	QTY	PART NAME						SEE PAGE
					1	2	3	4	5	6 (PRODUCT LEVEL)	
	1	2	3G-8607	1	VALVE GP-CHECK (AIR PURGE)						
	2	4	6H-7062	2	SPACER (13.5X25X19-MM THK)						
	3	1	6K-5290	2	CLIP (TAB)						
	4	2	6V-0852	5	CAP-DUST						
	5	2	7K-4942	1	SCREW-PURGE						
	6	2	9J-3866	1	ADAPTER						
	7	4	116-4798	1	ANGLE AS						
	8	4	116-9331	1	JUNCTION BLOCK						
	9	2	136-0007	1	TUBE AS						
	10	2	136-0008	1	TUBE AS						
	11	4	136-0019	1	TUBE AS						
I	12	2	294-0321	1	HOSE AS						
	13	4	136-9698	1	BRACKET AS						
	14	4	138-4048	1	BRACKET AS						
	15	4	140-0205	1	CLAMP AS						
	16	1	140-0206	2	PLATE						
	17	1	141-7909	1	TUBE AS						
	18	3	141-7913	1	TUBE AS						
Y	19	4	146-3725	1	VALVE & MTG GP-BRAKE CONTROL (PARKING)						1320
I	20	3	147-3324	1	HOSE AS						
	21	2	148-8430	1	TEE AS						
		2	6V-9746	1	SEAL-O-RING						
		2	7X-0873	1	TEE						
I	22	3	153-7655	1	HOSE AS						
I	23	1	153-7656	1	HOSE AS						
	24	3	153-7738	1	BRACKET						
I	25	2	153-8921	1	HOSE AS						
I	26	2	153-8922	1	HOSE AS						
	27	2	155-1838	1	BRACKET						
I	28	3	159-0250	1	HOSE AS						
	29	2	164-5567	5	COUPLER AS-QUICK DISCONNECT						
					(EACH INCLUDES)						
		2	3J-1907	1	SEAL-O-RING						
		2	6V-3965	1	FITTING (QUICK DISCONNECT)						
	30	2	164-5586	4	TEE AS						
					(EACH INCLUDES)						
		2	6V-8398	1	SEAL-O-RING						
		2	7X-0871	1	TEE						
I	31	1	131-7035	2	HOSE AS						
I	32	2	175-1372	1	HOSE AS						
I	33	2	175-1373	1	HOSE AS						
I	34	2	175-1374	1	HOSE AS						
I	35	3	175-1375	1	HOSE AS						
I	36	3	175-1376	1	HOSE AS						
Y	37	2	177-8924	1	PUMP GP-GEAR (PILOT, BRAKE)						1319
	38	3	187-0682	1	CONNECTOR AS						
		3	3J-7354	1	SEAL-O-RING						
		3	6V-8397	1	SEAL-O-RING						
		3	187-0681	1	CONNECTOR						
	39	2	189-5719	1	ADAPTER AS						
		2	3K-0360	2	SEAL-O-RING						
		2	6V-0467	1	CONNECTOR						
	40	2	197-3295	2	FLANGE-HALF						
	41	2	200-0866	1	VALVE GP-BRAKE CONTROL (SERVICE)						
		2	4E-5542	1	BOOT						
		2	8T-4121	2	WASHER-HARD (11X21X2.5-MM THK)						

BRAKING SYSTEM

230-2407 CONTROL GP-SERVICE BRAKE (contd.)

i02903273

NOTE	REF NO	GRAPHIC REF	PART NUMBER	QTY	PART NAME						SEE PAGE
					1	2	3	4	5	6 (PRODUCT LEVEL)	
M		2	8T-4178	2	BOLT (M10X1.5X90-MM)						
I	42	4	202-8038	1	HOSE AS						
I	43	3	203-5870	1	HOSE AS						
	44	3	203-5871	1	TUBE AS						
	45	1	210-8620	1	TUBE AS						
Y	46	2	<i>220-1432</i>	2	ACCUMULATOR GP-BRAKE (CHARGED)						1272
I	47	2	230-9501	1	HOSE AS						
J	48	4	235-0251	1	VALVE GP-ACCUMULATOR CHARGING						
I	49	2	250-5634	1	HOSE AS						
	50	3	254-7018	1	PLATE						
	51	2	272-7990	1	TUBE AS						
I	52	2	138-9651	1	HOSE AS						
	53	2	146-2274	1	COLLAR						
	54	3	<i>148-8306</i>	2	ADAPTER AS						
					(EACH INCLUDES)						
		3	5P-5777	1	ADAPTER-O-RING						
		3	7M-8485	1	SEAL-O-RING						
	55	2	<i>148-8307</i>	1	ADAPTER AS						
		2	3J-1907	1	SEAL-O-RING						
		2	5P-8874	1	ADAPTER						
	56	2	<i>148-8318</i>	1	CONNECTOR AS						
		2	3K-0360	1	SEAL-O-RING						
		2	6V-8397	1	SEAL-O-RING						
		2	6V-8634	1	CONNECTOR						
	57	4	<i>148-8327</i>	1	CONNECTOR AS						
		4	3D-2824	1	SEAL-O-RING						
		4	6V-8637	1	CONNECTOR						
		4	6V-9746	1	SEAL-O-RING						
	58	3	<i>148-8336</i>	1	CONNECTOR AS						
		3	3J-1907	1	SEAL-O-RING						
		3	6V-8397	1	SEAL-O-RING						
		3	6V-8636	1	CONNECTOR						
	59	2, 4	<i>148-8340</i>	6	CONNECTOR AS						
					(EACH INCLUDES)						
		2, 4	3K-0360	1	SEAL-O-RING						
		2, 4	6V-8398	1	SEAL-O-RING						
		2, 4	6V-8639	1	CONNECTOR						
	60	3	<i>148-8364</i>	4	ELBOW AS						
					(EACH INCLUDES)						
		3	3K-0360	1	SEAL-O-RING						
		3	6V-8398	1	SEAL-O-RING						
		3	6V-8625	1	ELBOW						
	61	2, 3, 4	<i>148-8370</i>	5	ELBOW AS						
					(EACH INCLUDES)						
		2, 3, 4	6V-8398	1	SEAL-O-RING						
		2, 3, 4	6V-9851	1	ELBOW						
	62	1	<i>148-8375</i>	2	ELBOW AS						
					(EACH INCLUDES)						
		1	6V-8398	2	SEAL-O-RING						
		1	6V-8981	1	ELBOW						
	63	2	<i>148-8378</i>	1	ELBOW AS						
		2	3J-1907	1	SEAL-O-RING						
		2	6V-8397	1	SEAL-O-RING						
		2	6V-8724	1	ELBOW						
	64	4	<i>148-8392</i>	1	ELBOW AS						
		4	6V-9853	1	ELBOW						
		4	6V-9746	1	SEAL-O-RING						
	65	3	<i>148-8428</i>	1	TEE AS						
		3	3K-0360	1	SEAL-O-RING						

BRAKING SYSTEM

230-2407 CONTROL GP-SERVICE BRAKE (contd.)

i02903273

NOTE	REF NO	GRAPHIC REF	PART NUMBER	QTY	PART NAME						SEE PAGE
					1	2	3	4	5	6 (PRODUCT LEVEL)	
		3	6V-8398	2	SEAL-O-RING						
		3	6V-8782	1	TEE						
	66	2,4	148-8444	4	TEE AS-SWIVEL (EACH INCLUDES)						
		2,4	6V-8398	2	SEAL-O-RING						
		2,4	6V-9837	1	TEE-SWIVEL						
	67	2	148-8457	2	UNION AS (EACH INCLUDES)						
		2	6V-8398	2	SEAL-O-RING						
		2	6V-8995	1	UNION						
	68	2,3	153-6241	2	ELBOW AS (EACH INCLUDES)						
		2,3	6V-8398	1	SEAL-O-RING						
		2,3	8C-8989	1	ELBOW						
	69	2	153-6252	4	CONNECTOR AS (EACH INCLUDES)						
		2	6V-8398	1	SEAL-O-RING						
		2	7M-8485	1	SEAL-O-RING						
		2	9X-8408	1	CONNECTOR						
	70	2	171-6723	1	ELBOW AS						
		2	6V-9746	1	SEAL-O-RING						
		2	8T-8899	1	ELBOW						
	71	2	1H-6227	1	SEAL-O-RING						
	72	1	1P-4578	2	FLANGE-HALF						
	73	1	3P-2404	1	CLIP						
	74	2	4J-0520	2	SEAL-O-RING						
	75	1	4J-0522	2	SEAL-O-RING						
	76	2	5P-7470	1	CLIP (SLOT)						
	77	2	5P-7471	1	CLIP (TAB)						
	78	2	5P-8182	1	GROMMET						
	79	1,2	6D-4636	3	CLIP						
	80	1	6K-5291	2	CLIP (SLOT)						
	81	3	6V-3265	1	CLIP						
	82	3	6V-8397	1	SEAL-O-RING						
	83	1,3,4	6V-8398	4	SEAL-O-RING						
	84	1,2	6V-9169	4	NUT-BULKHEAD (13/16-16-THD)						
	85	2	6V-9746	2	SEAL-O-RING						
	86	2	7X-3392	4	WASHER-HARD (13.5X22.5X3-MM THK)						
	87	4	7X-7729	2	WASHER (11X25X3-MM THK)						
	88	2	8C-3206	2	FLANGE-HALF						
	89	1,2,4	8T-1885	6	CLIP (SLOT)						
	90	1,2,4	8T-1886	6	CLIP (TAB)						
	91	1,2,3,4	8T-4121	27	WASHER-HARD (11X21X2.5-MM THK)						
M	92	4	8T-4133	1	NUT (M10X1.5-THD)						
M	93	1,2,4	8T-4136	8	BOLT (M10X1.5X25-MM)						
M	94	1,2,3,4	8T-4137	9	BOLT (M10X1.5X20-MM)						
M	95	1	8T-4139	2	BOLT (M12X1.75X30-MM)						
M	96	2	8T-4179	2	BOLT (M12X1.75X20-MM)						
M	97	4	8T-4182	2	BOLT (M10X1.5X45-MM)						
M	98	1,2,4	8T-4183	7	BOLT (M12X1.75X40-MM)						
M	99	1	8T-4192	6	BOLT (M12X1.75X25-MM)						
M	100	4	8T-4196	1	BOLT (M10X1.5X35-MM)						
	101	1,2,4	8T-4223	29	WASHER-HARD (13.5X25.5X3-MM THK)						
M	102	1	8T-4244	2	NUT (M12X1.75-THD)						
M	103	1,2,4	8T-4956	14	BOLT (M12X1.75X35-MM)						
M	104	2	8T-5005	4	BOLT (M10X1.5X70-MM)						
M	105	2,4	8T-6466	3	BOLT (M10X1.5X60-MM)						

BRAKING SYSTEM

230-2407 CONTROL GP-SERVICE BRAKE (contd.)

i02903273

NOTE	REF NO	GRAPHIC REF	PART NUMBER	QTY	PART NAME 1 2 3 4 5 6 (PRODUCT LEVEL)	SEE PAGE
------	--------	-------------	-------------	-----	--	----------

AVAILABLE REPAIR KIT(S):

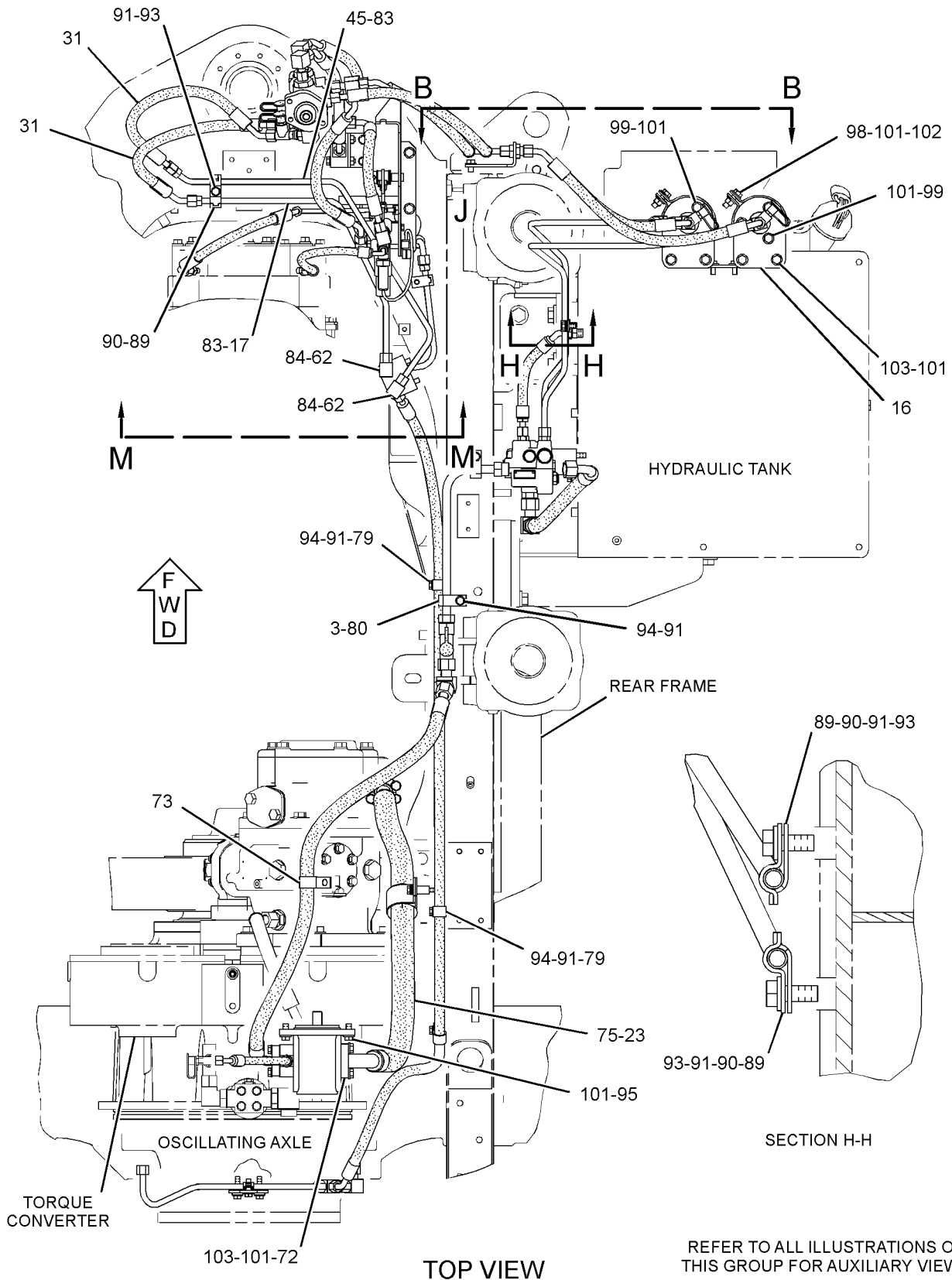
J			143-9148	1	KIT-REPAIR	
---	--	--	----------	---	------------	--

I-REFER TO HYDRAULIC INFORMATION SYSTEM
J-KIT MARKED J SERVICES PART MARKED J
M-METRIC PART
Y-SEPARATE ILLUSTRATION

BRAKING SYSTEM

230-2407 CONTROL GP-SERVICE BRAKE (contd.)

i02903273



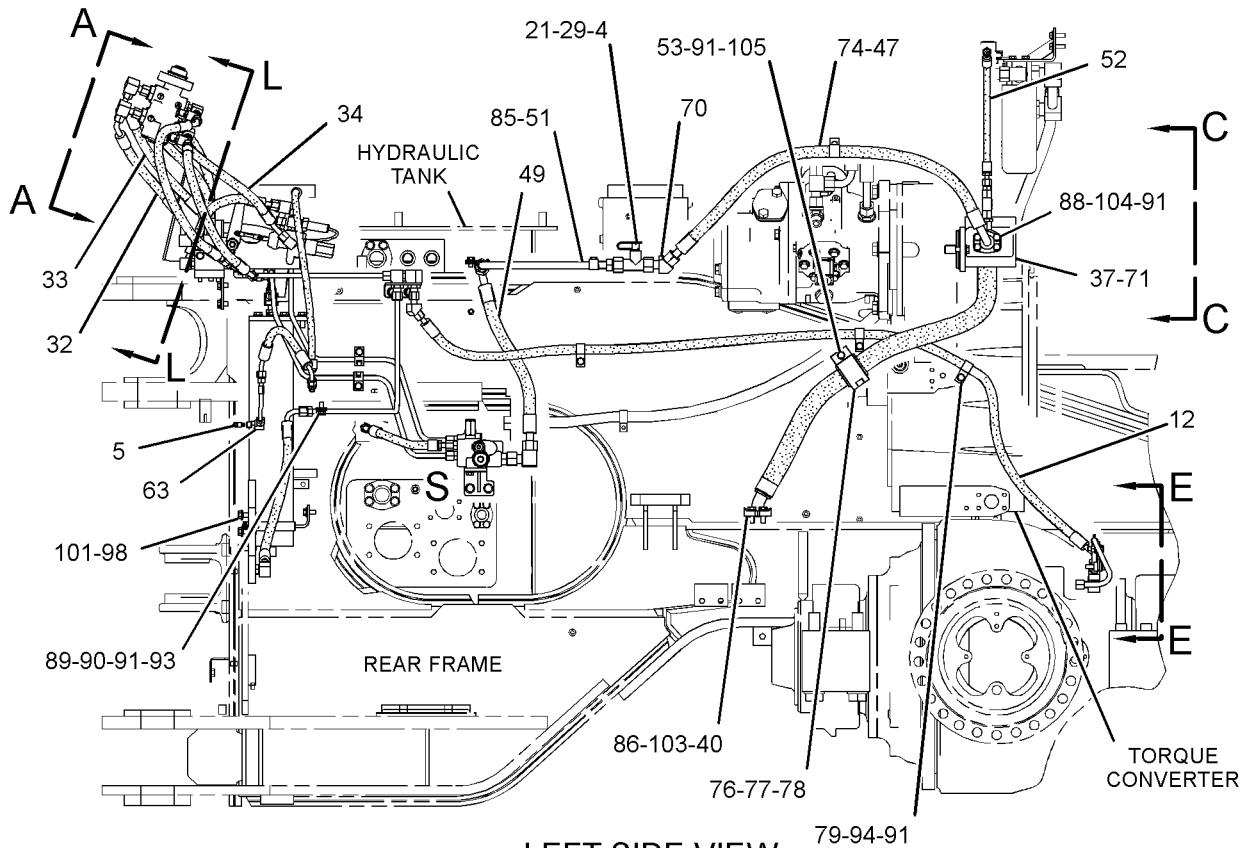
GRAPHIC #1

g01446088

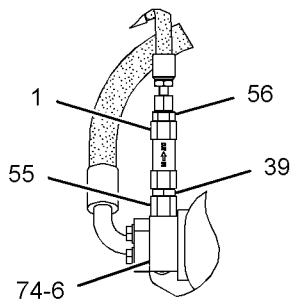
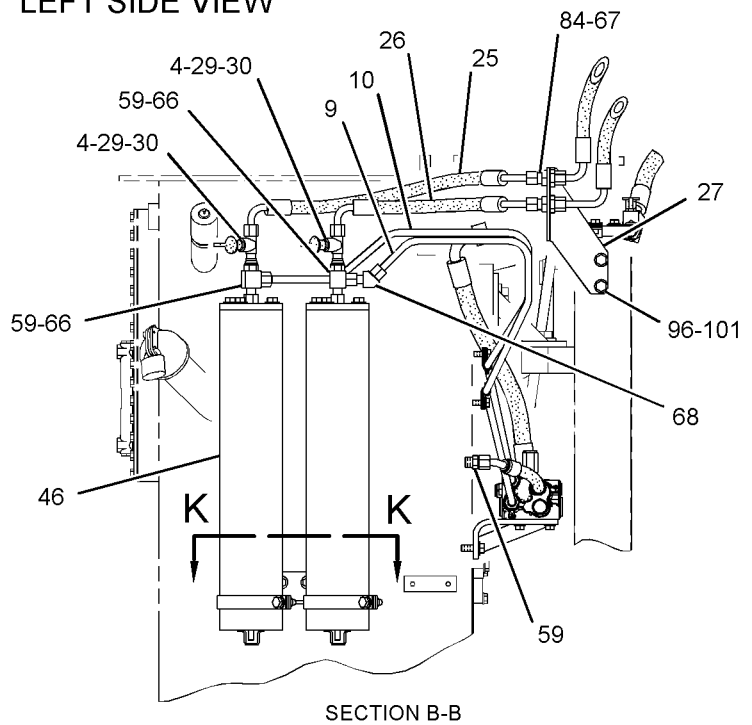
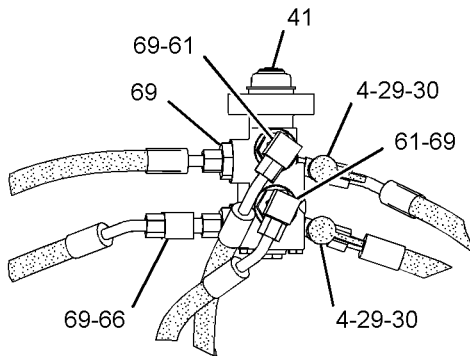
BRAKING SYSTEM

230-2407 CONTROL GP-SERVICE BRAKE (contd.)

i02903273



LEFT SIDE VIEW



REFER TO ALL ILLUSTRATIONS OF THIS GROUP FOR AUXILIARY VIEWS

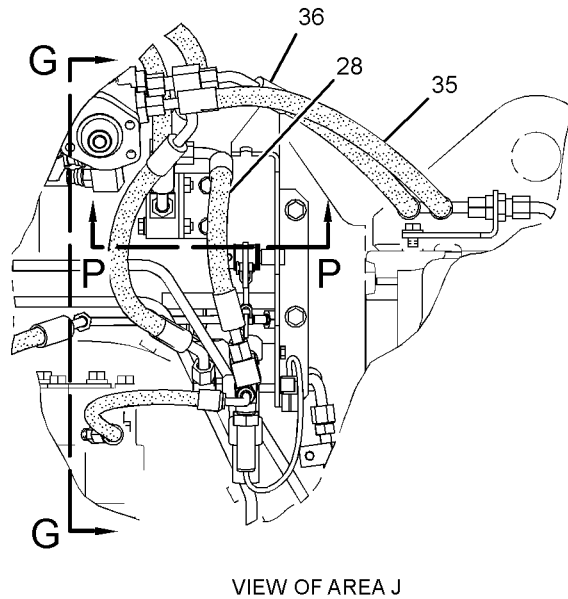
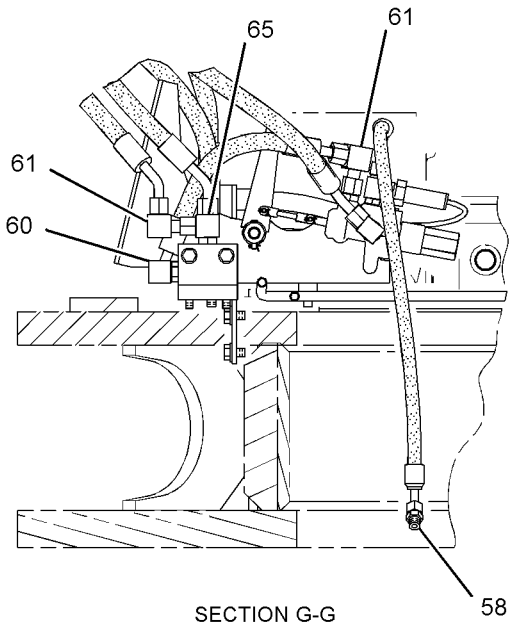
GRAPHIC #2

g01446090

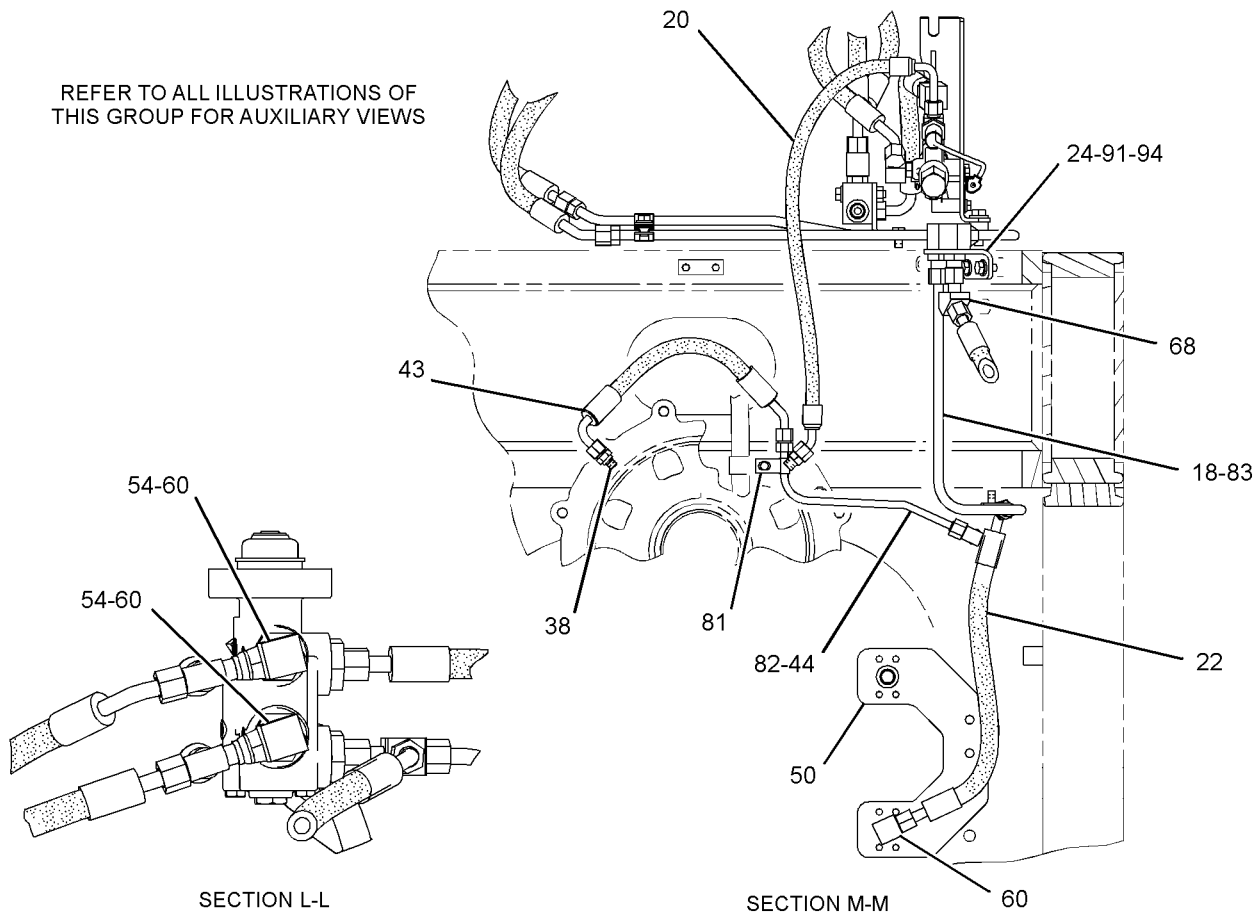
BRAKING SYSTEM

230-2407 CONTROL GP-SERVICE BRAKE (contd.)

i02903273



REFER TO ALL ILLUSTRATIONS OF THIS GROUP FOR AUXILIARY VIEWS



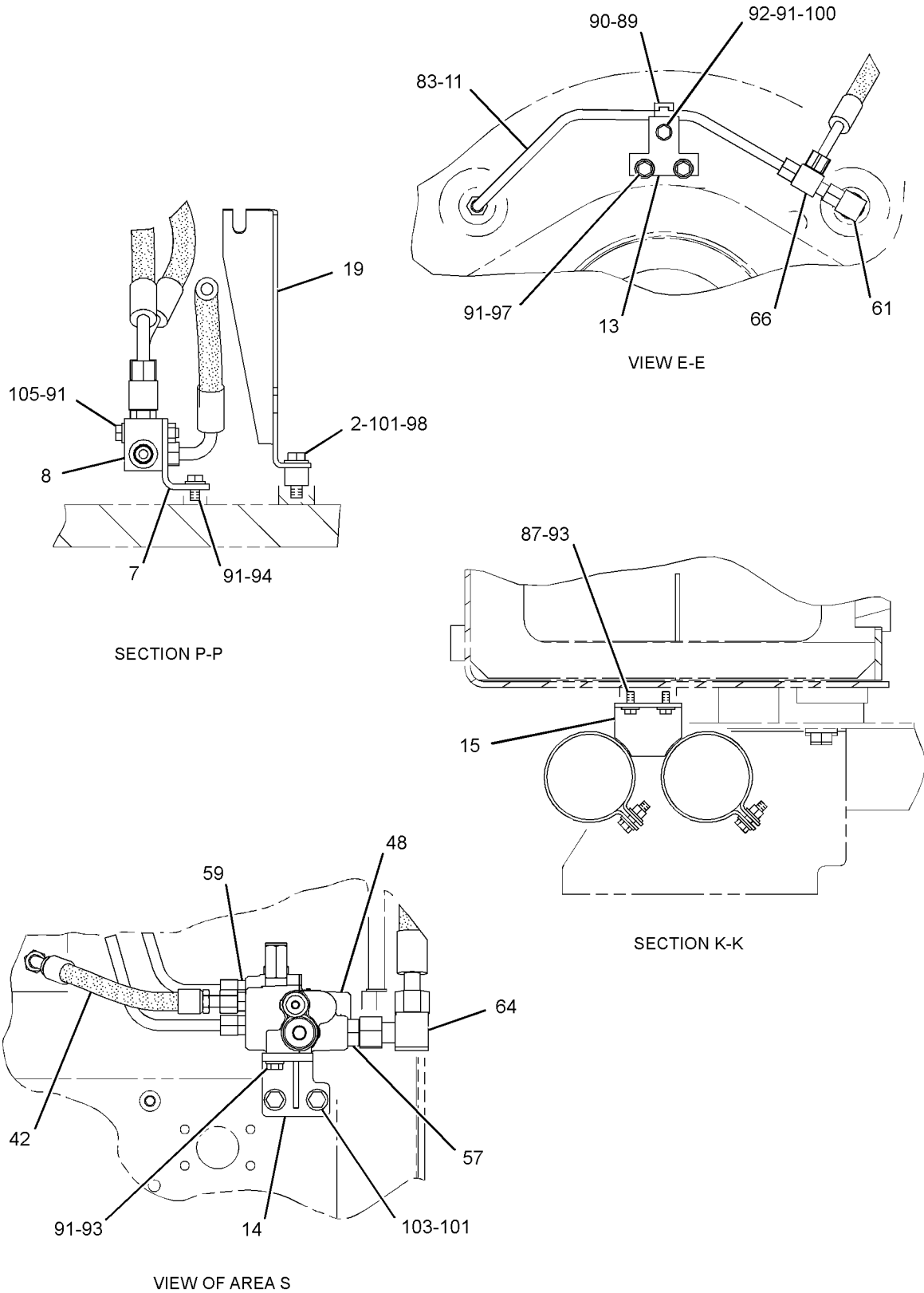
GRAPHIC #3

g01446091

BRAKING SYSTEM

230-2407 CONTROL GP-SERVICE BRAKE (contd.)

i02903273



GRAPHIC #4

<END>

g01446092

BRAKING SYSTEM

230-2407 CONTROL GP-SERVICE BRAKE-REAR

S/N: BXY2225-3999

PART OF 298-2038 HYDRAULIC AR

SMCS-4257, 4258, 4263, 4265, 4269, 4280

i03253987

NOTE	REF NO	GRAPHIC REF	PART NUMBER	QTY	PART NAME						SEE PAGE
					1	2	3	4	5	6 (PRODUCT LEVEL)	
	1	2	3G-8607	1	VALVE GP-CHECK (AIR PURGE)						
	2	4	6H-7062	2	SPACER (13.5X25X19-MM THK)						
	3	1	6K-5290	2	CLIP (TAB)						
	4	2	6V-0852	3	CAP-DUST						
	5	2	7K-4942	1	SCREW-PURGE						
	6	2	9J-3866	1	ADAPTER						
	7	4	116-4798	1	ANGLE AS						
	8	4	116-9331	1	JUNCTION BLOCK						
	9	2	136-0007	1	TUBE AS						
	10	2	136-0008	1	TUBE AS						
	11	4	136-0019	1	TUBE AS						
I	12	2	294-0321	1	HOSE AS						
	13	4	136-9698	1	BRACKET AS						
	14	4	138-4048	1	BRACKET AS						
	15	4	140-0205	1	CLAMP AS						
	16	1	140-0206	2	PLATE						
	17	1	141-7909	1	TUBE AS						
	18	3	141-7913	1	TUBE AS						
Y	19	4	146-3725	1	VALVE & MTG GP-BRAKE CONTROL (PARKING)						1320
	21	2	148-8430	1	TEE AS						
		2	6V-9746	1	SEAL-O-RING						
		2	7X-0873	1	TEE						
I	23	1	153-7656	1	HOSE AS						
	24	3	153-7738	1	BRACKET						
I	25	2	153-8921	1	HOSE AS						
I	26	2	153-8922	1	HOSE AS						
	27	2	155-1838	1	BRACKET						
I	28	3	159-0250	1	HOSE AS						
	29	2	164-5567	3	COUPLER AS-QUICK DISCONNECT						
					(EACH INCLUDES)						
		2	214-7568	1	SEAL-O-RING						
		2	6V-3965	1	FITTING (QUICK DISCONNECT)						
	30	2	164-5586	2	TEE AS						
					(EACH INCLUDES)						
		2	6V-8398	1	SEAL-O-RING						
		2	7X-0871	1	TEE						
I	31	1	131-7035	2	HOSE AS						
I	32	2	175-1372	1	HOSE AS						
I	33	2	175-1373	1	HOSE AS						
I	34	2	175-1374	1	HOSE AS						
I	35	3	175-1375	1	HOSE AS						
I	36	3	175-1376	1	HOSE AS						
Y	37	2	177-8924	1	PUMP GP-GEAR (PILOT, BRAKE)						1319
	38	3	187-0682	1	CONNECTOR AS						
		3	3J-7354	1	SEAL-O-RING						
		3	6V-8397	1	SEAL-O-RING						
		3	187-0681	1	CONNECTOR						
	39	2	189-5719	1	ADAPTER AS						
		2	3K-0360	2	SEAL-O-RING						
		2	6V-0467	1	CONNECTOR						
C	40	1,2	197-3295	4	FLANGE-HALF						
I	42	4	202-8038	1	HOSE AS						
I	43	3	203-5870	1	HOSE AS						
	45	1	210-8620	1	TUBE AS						
Y	46	2	220-1432	2	ACCUMULATOR GP-BRAKE (CHARGED)						1272
I	47	2	230-9501	1	HOSE AS						

BRAKING SYSTEM

230-2407 CONTROL GP-SERVICE BRAKE (contd.)

i03253987

NOTE	REF NO	GRAPHIC REF	PART NUMBER	QTY	PART NAME						SEE PAGE	
					1	2	3	4	5	6 (PRODUCT LEVEL)		
J	48	4	235-0251	1	VALVE	GP-ACCUMULATOR	CHARGING					
I	49	2	250-5634	1	HOSE	AS						
	50	3	254-7018	1	PLATE							
	51	2	272-7990	1	TUBE	AS						
I	52	2	138-9651	1	HOSE	AS						
	53	2	146-2274	1	COLLAR							
	55	2	148-8307	1	ADAPTER	AS						
		2	3J-1907	1	SEAL-O-RING							
		2	5P-8874	1	ADAPTER							
	56	2	148-8318	1	CONNECTOR	AS						
		2	3K-0360	1	SEAL-O-RING							
		2	6V-8397	1	SEAL-O-RING							
		2	6V-8634	1	CONNECTOR							
	57	4	148-8327	1	CONNECTOR	AS						
		4	3D-2824	1	SEAL-O-RING							
		4	6V-8637	1	CONNECTOR							
		4	6V-9746	1	SEAL-O-RING							
	58	3	148-8336	1	CONNECTOR	AS						
		3	3J-1907	1	SEAL-O-RING							
		3	6V-8397	1	SEAL-O-RING							
		3	6V-8636	1	CONNECTOR							
	59	2,4	148-8340	6	CONNECTOR	AS						
					(EACH INCLUDES)							
		2,4	3K-0360	1	SEAL-O-RING							
		2,4	6V-8398	1	SEAL-O-RING							
		2,4	6V-8639	1	CONNECTOR							
	60	3	148-8364	2	ELBOW	AS						
					(EACH INCLUDES)							
		3	3K-0360	1	SEAL-O-RING							
		3	6V-8398	1	SEAL-O-RING							
		3	6V-8625	1	ELBOW							
C	61	2,3,4	148-8370	4	ELBOW	AS						
					(EACH INCLUDES)							
		2,3,4	6V-8398	1	SEAL-O-RING							
		2,3,4	6V-9851	1	ELBOW							
	62	1	148-8375	2	ELBOW	AS						
					(EACH INCLUDES)							
		1	6V-8398	2	SEAL-O-RING							
		1	6V-8981	1	ELBOW							
	63	2	148-8378	1	ELBOW	AS						
		2	3J-1907	1	SEAL-O-RING							
		2	6V-8397	1	SEAL-O-RING							
		2	6V-8724	1	ELBOW							
	64	4	148-8392	1	ELBOW	AS						
		4	6V-9853	1	ELBOW							
		4	6V-9746	1	SEAL-O-RING							
	65	3	148-8428	1	TEE	AS						
		3	3K-0360	1	SEAL-O-RING							
		3	6V-8398	2	SEAL-O-RING							
		3	6V-8782	1	TEE							
	66	2,4	148-8444	3	TEE	AS-SWIVEL						
					(EACH INCLUDES)							
		2,4	6V-8398	2	SEAL-O-RING							
		2,4	6V-9837	1	TEE-SWIVEL							
	67	2	148-8457	2	UNION	AS						
					(EACH INCLUDES)							
		2	6V-8398	2	SEAL-O-RING							
		2	6V-8995	1	UNION							

BRAKING SYSTEM

230-2407 CONTROL GP-SERVICE BRAKE (contd.)

i03253987

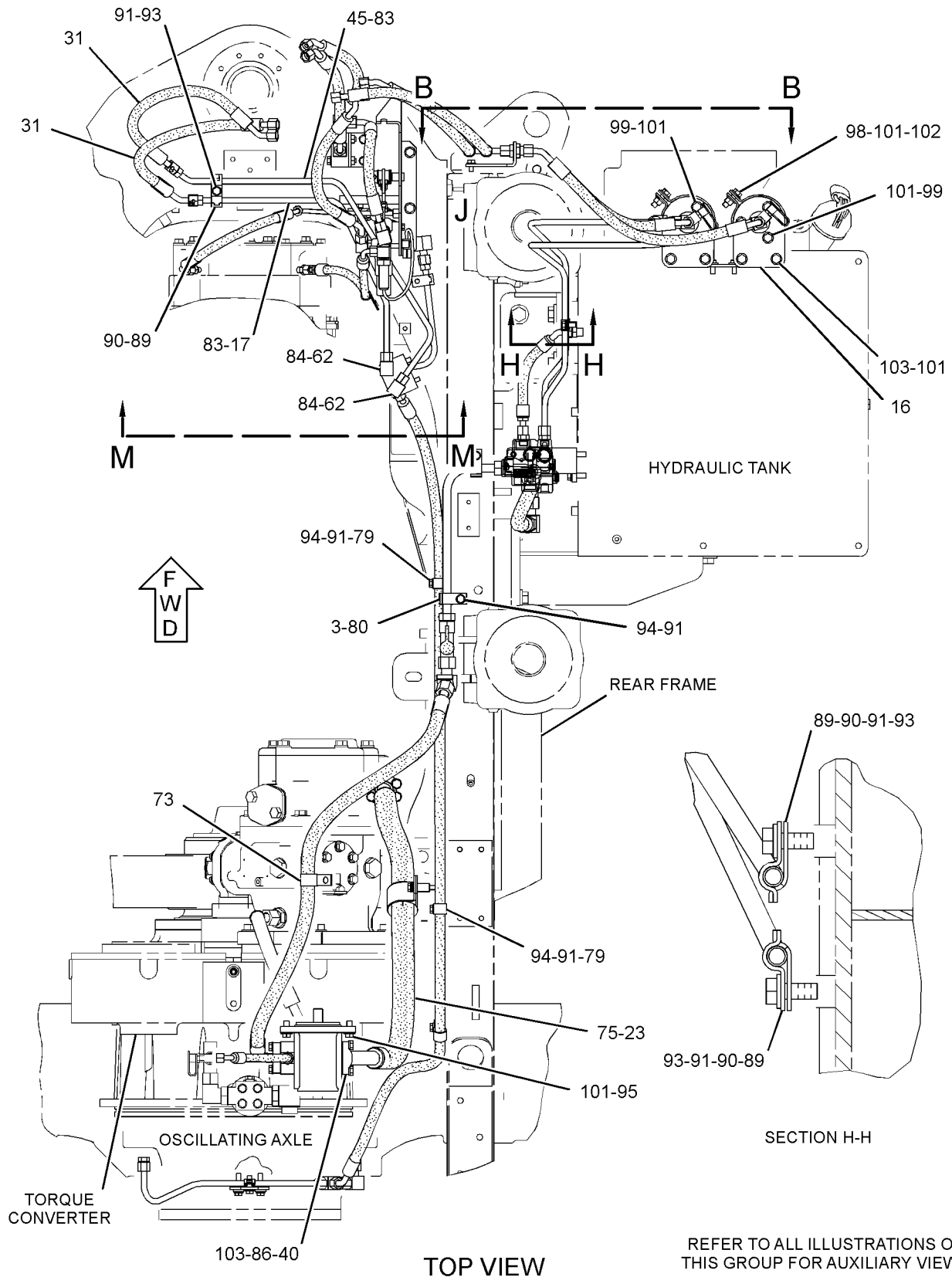
NOTE	REF NO	GRAPHIC REF	PART NUMBER	QTY	PART NAME						SEE PAGE
					1	2	3	4	5	6 (PRODUCT LEVEL)	
	68	2, 3	153-6241	2	ELBOW AS						
					(EACH INCLUDES)						
		2, 3	6V-8398	1	SEAL-O-RING						
		2, 3	8C-8989	1	ELBOW						
	70	2	171-6723	1	ELBOW AS						
		2	6V-9746	1	SEAL-O-RING						
		2	8T-8899	1	ELBOW						
	71	2	1H-6227	1	SEAL-O-RING						
	73	1	3P-2404	1	CLIP						
	74	2	4J-0520	2	SEAL-O-RING						
	75	1	4J-0522	2	SEAL-O-RING						
	76	2	5P-7470	1	CLIP (SLOT)						
	77	2	5P-7471	1	CLIP (TAB)						
	78	2	5P-8182	1	GROMMET						
	79	1, 2	6D-4636	3	CLIP						
	80	1	6K-5291	2	CLIP (SLOT)						
	81	3	6V-3265	1	CLIP						
	82	3	6V-8397	1	SEAL-O-RING						
	83	1, 3, 4	6V-8398	4	SEAL-O-RING						
	84	1, 2	6V-9169	4	NUT-BULKHEAD (13/16-16-THD)						
	85	2	6V-9746	2	SEAL-O-RING						
C	86	1, 2	7X-3392	8	WASHER-HARD (13.5X22.5X3-MM THK)						
	87	4	7X-7729	2	WASHER (11X25X3-MM THK)						
	88	2	8C-3206	2	FLANGE-HALF						
	89	1, 2, 4	8T-1885	6	CLIP (SLOT)						
	90	1, 2, 4	8T-1886	6	CLIP (TAB)						
	91	1, 2, 3, 4	8T-4121	29	WASHER-HARD (11X21X2.5-MM THK)						
M	92	4	8T-4133	1	NUT (M10X1.5-THD)						
M	93	1, 2, 4	8T-4136	8	BOLT (M10X1.5X25-MM)						
M	94	1, 2, 3, 4	8T-4137	11	BOLT (M10X1.5X20-MM)						
M	95	1	8T-4139	2	BOLT (M12X1.75X30-MM)						
M	97	4	8T-4182	2	BOLT (M10X1.5X45-MM)						
M	98	1, 2, 4	8T-4183	7	BOLT (M12X1.75X40-MM)						
M	99	1	8T-4192	6	BOLT (M12X1.75X25-MM)						
M	100	4	8T-4196	1	BOLT (M10X1.5X35-MM)						
C	101	1, 2, 4	8T-4223	23	WASHER-HARD (13.5X25.5X3-MM THK)						
M	102	1	8T-4244	2	NUT (M12X1.75-THD)						
M	103	1, 2, 4	8T-4956	14	BOLT (M12X1.75X35-MM)						
M	104	2	8T-5005	4	BOLT (M10X1.5X70-MM)						
M	105	2, 4	8T-6466	3	BOLT (M10X1.5X60-MM)						
C	106	3	1S-6420	1	CLIP						
C	107	3	148-8367	1	ELBOW AS						
		3	6V-8397	1	SEAL-O-RING						
		3	6V-9850	1	ELBOW						
CI	108	3	152-0270	1	HOSE AS						
C	109	3	311-2425	1	TUBE AS						
CI	110	3	312-6374	1	HOSE AS						
AVAILABLE REPAIR KIT(S):											
J			143-9148	1	KIT-REPAIR						

C-CHANGE FROM PREVIOUS TYPE
 I-REFER TO HYDRAULIC INFORMATION SYSTEM
 J-KIT MARKED J SERVICES PART MARKED J
 M-METRIC PART
 Y-SEPARATE ILLUSTRATION

BRAKING SYSTEM

230-2407 CONTROL GP-SERVICE BRAKE (contd.)

i03253987



REFER TO ALL ILLUSTRATIONS OF THIS GROUP FOR AUXILIARY VIEWS

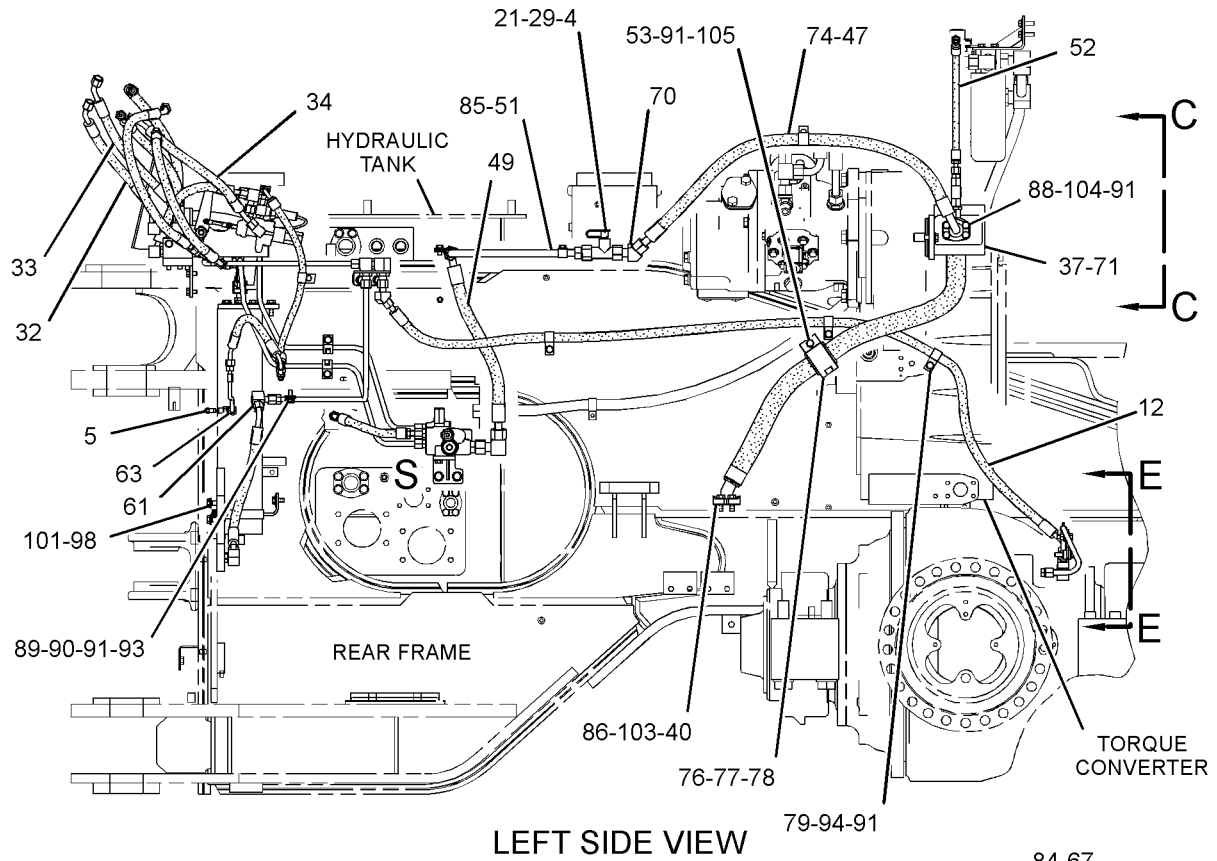
GRAPHIC #1

g01677176

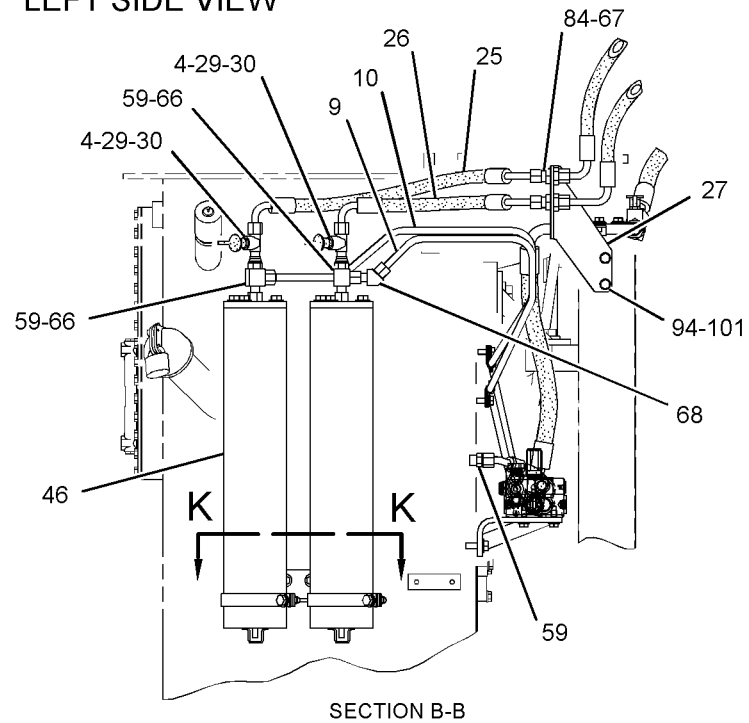
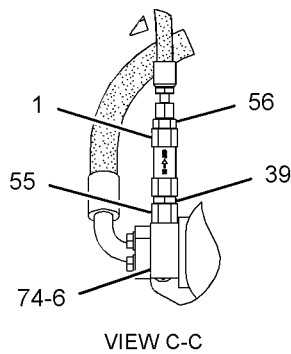
BRAKING SYSTEM

230-2407 CONTROL GP-SERVICE BRAKE (contd.)

i03253987



LEFT SIDE VIEW



REFER TO ALL ILLUSTRATIONS OF THIS GROUP FOR AUXILIARY VIEWS

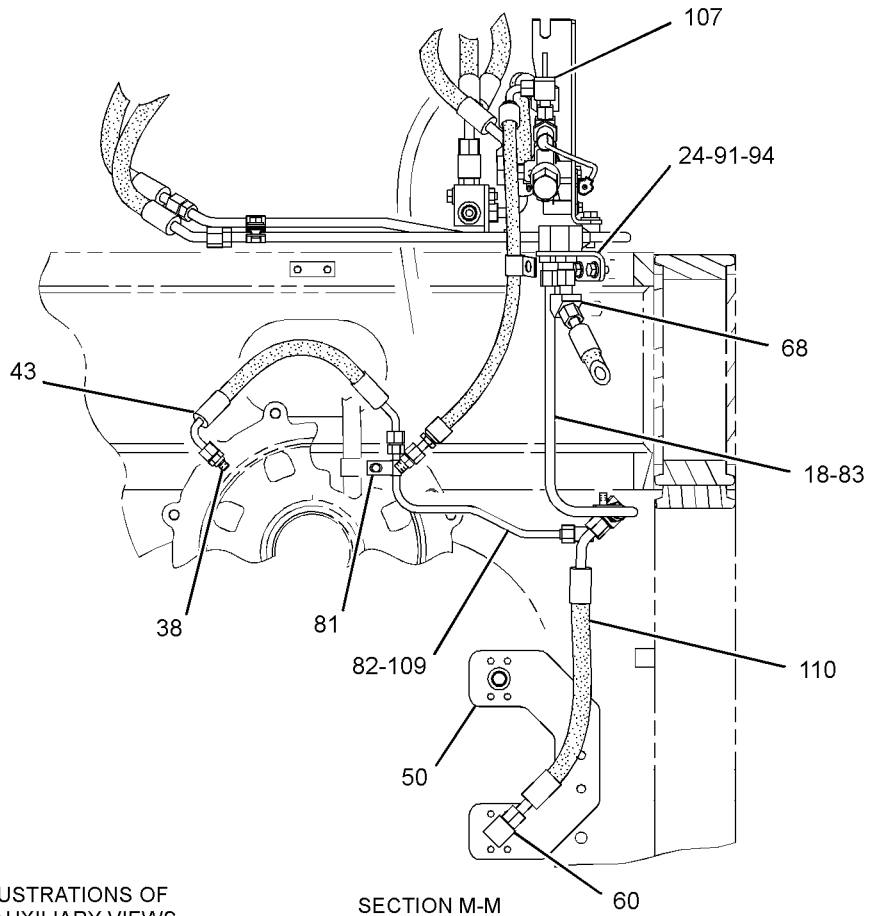
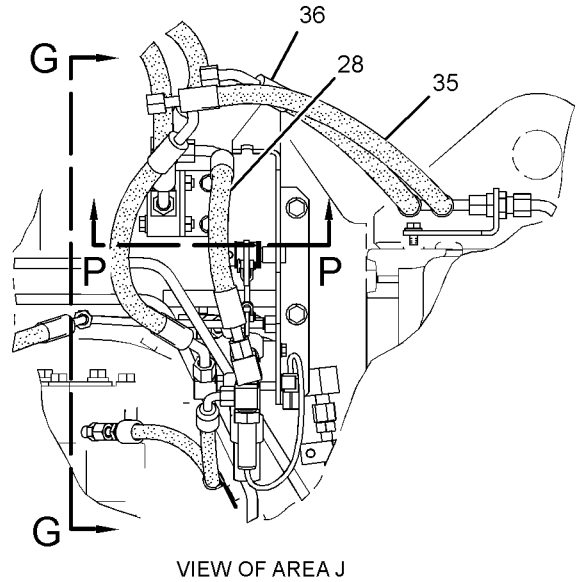
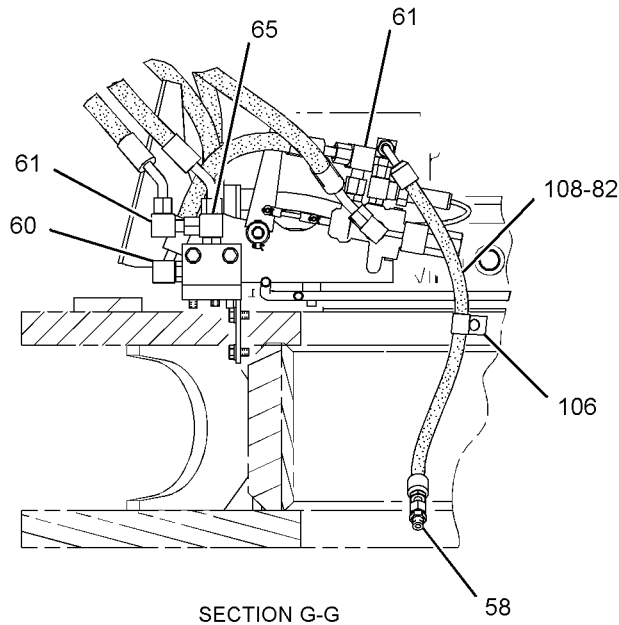
GRAPHIC #2

g01677177

BRAKING SYSTEM

230-2407 CONTROL GP-SERVICE BRAKE (contd.)

i03253987



REFER TO ALL ILLUSTRATIONS OF THIS GROUP FOR AUXILIARY VIEWS

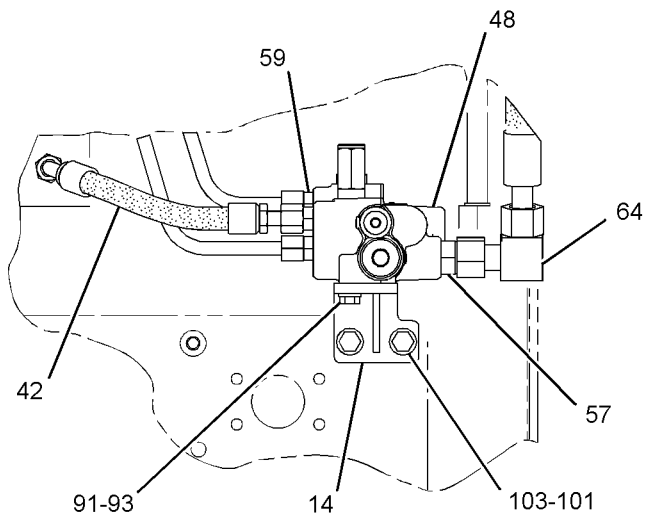
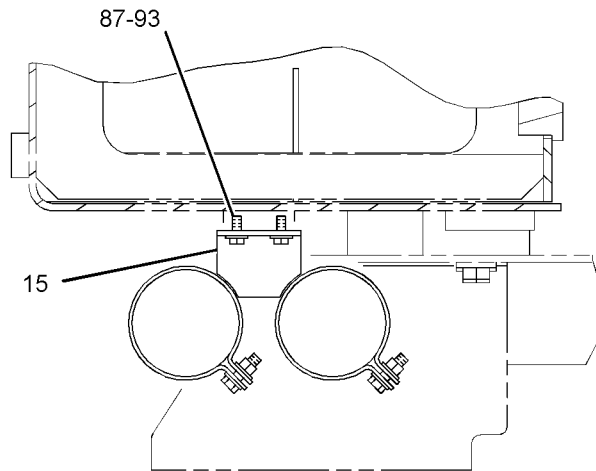
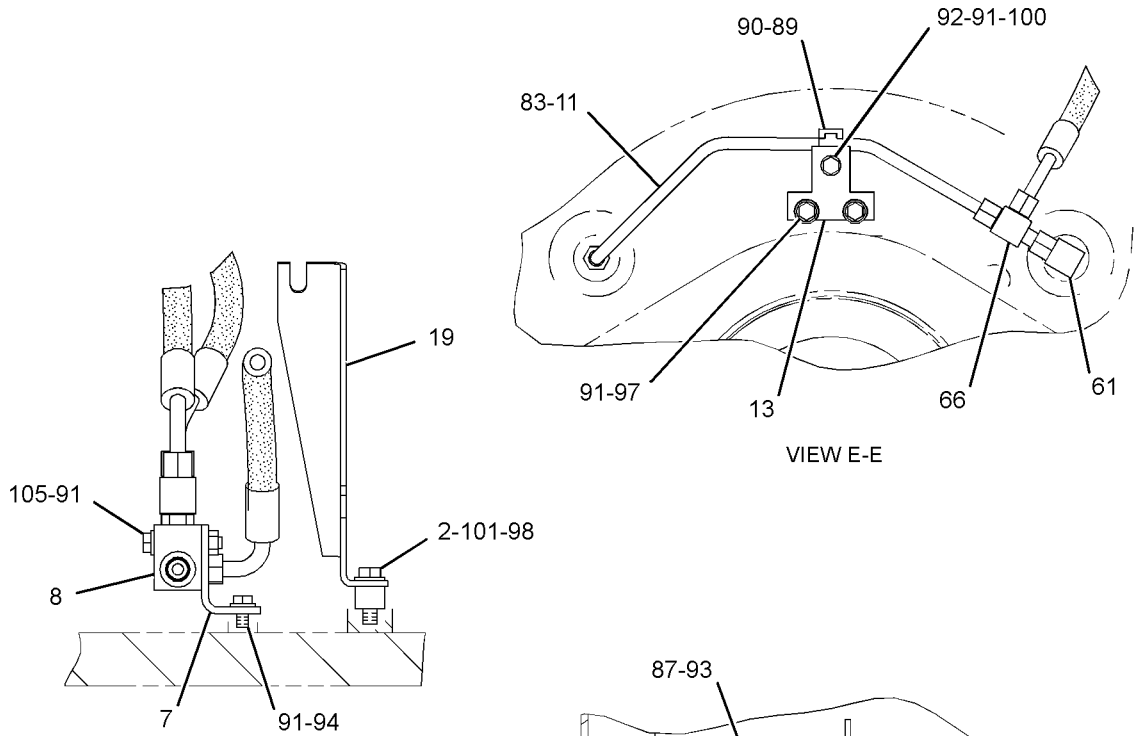
GRAPHIC #3

g01677178

BRAKING SYSTEM

230-2407 CONTROL GP-SERVICE BRAKE (contd.)

i03253987



GRAPHIC #4

<END>

g01677179

BRAKING SYSTEM

315-8755 CONTROL GP-SERVICE BRAKE

S/N: BXY4000-UP

PART OF 345-3930 HYDRAULIC AR

SMCS-4257, 4258, 4263, 4265, 4269, 4280

i03750950

NOTE	REF NO	GRAPHIC REF	PART NUMBER	QTY	PART NAME						SEE PAGE
					1	2	3	4	5	6 (PRODUCT LEVEL)	
	1	1	3E-6909	4	CLIP						
	2	1	136-0012	1	TUBE AS						
	3	1	136-0013	1	TUBE AS						
	4	1	160-2425	1	BRACKET AS						
M		1	8T-3490	3	NUT-WELD (M10X1.5-THD)						
	5	1	220-3448	1	TUBE AS						
I	6	1	315-9159	1	HOSE AS						
	7	1	315-9161	1	TUBE AS						
	8	1	315-9162	1	PLATE						
	9	1	<i>148-8375</i>	1	ELBOW AS						
		1	6V-8398	2	SEAL-O-RING						
		1	6V-8981	1	ELBOW						
	10	1	<i>148-8454</i>	1	TEE AS						
		1	6V-8398	3	SEAL-O-RING						
		1	6V-8789	1	TEE						
	11	1	6V-8398	1	SEAL-O-RING						
	12	1	6V-9169	1	NUT-BULKHEAD (13/16-16-THD)						
	13	1	8T-4121	3	WASHER-HARD (11X21X2.5-MM THK)						
M	14	1	8T-4136	1	BOLT (M10X1.5X25-MM)						
M	15	1	8T-4137	2	BOLT (M10X1.5X20-MM)						
M	16	1	8T-4183	2	BOLT (M12X1.75X40-MM)						
	17	1	8T-4223	2	WASHER-HARD (13.5X25.5X3-MM THK)						

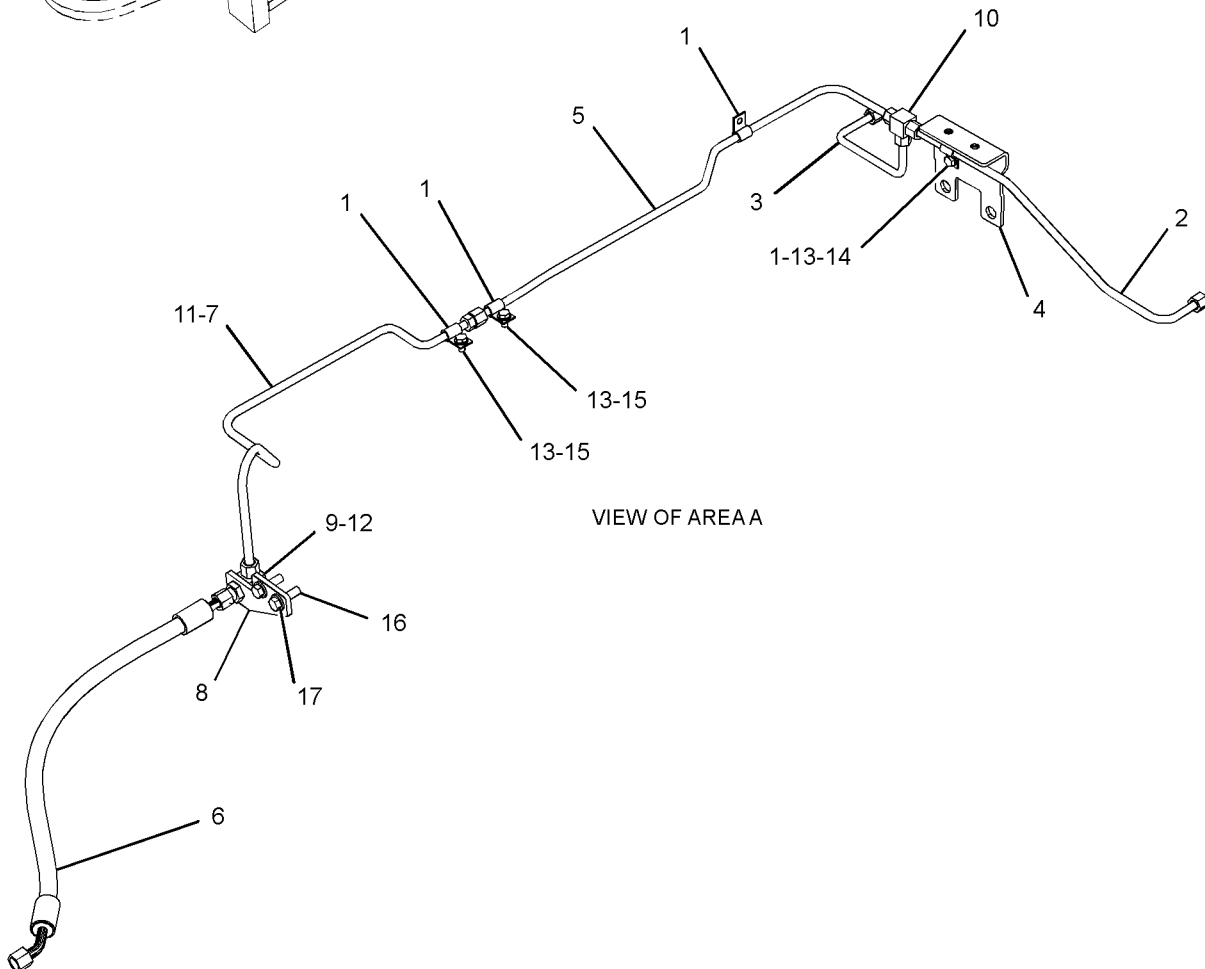
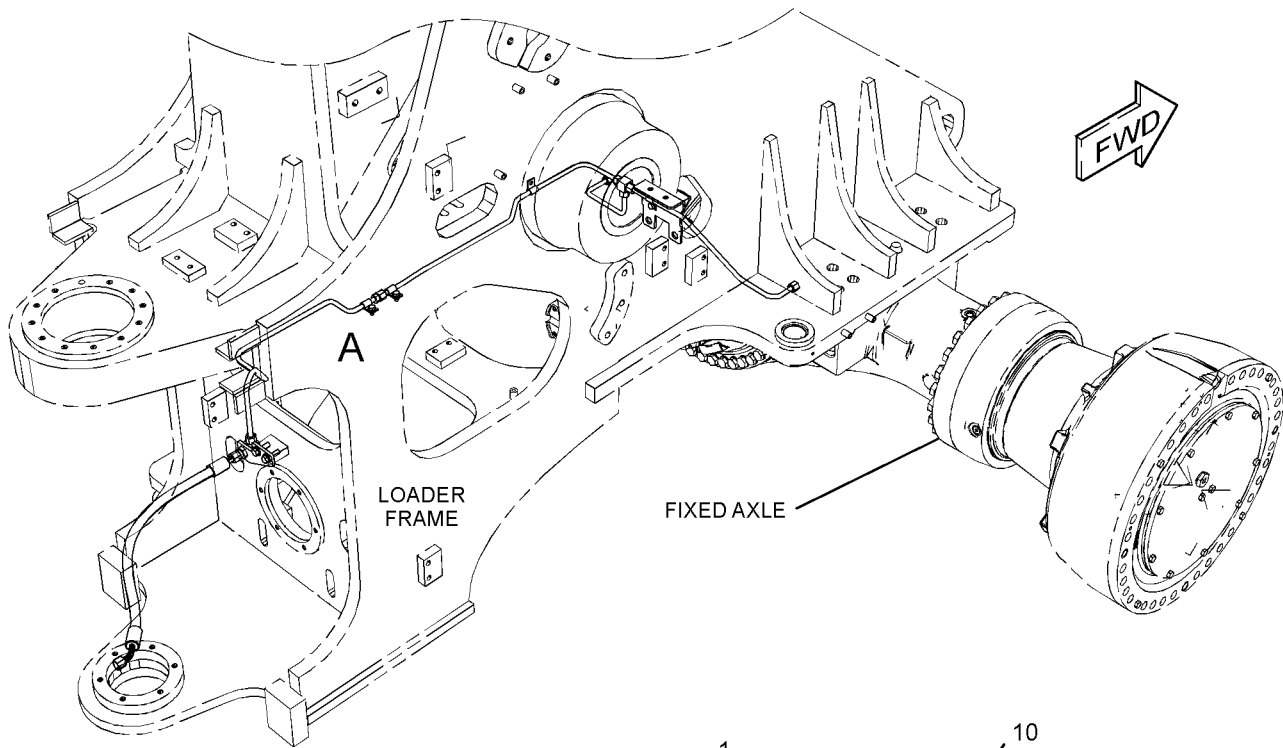
I-REFER TO HYDRAULIC INFORMATION SYSTEM

M-METRIC PART

BRAKING SYSTEM

315-8755 CONTROL GP-SERVICE BRAKE (contd.)

i03750950



GRAPHIC #1

<END>

g02033004

BRAKING SYSTEM

345-3934 CONTROL GP-SERVICE BRAKE

S/N: BXY4000-UP

PART OF 345-3930 HYDRAULIC AR

SMCS-4257, 4258, 4263, 4265, 4269, 4280

i03750956

NOTE	REF NO	GRAPHIC REF	PART NUMBER	QTY	PART NAME						SEE PAGE
					1	2	3	4	5	6 (PRODUCT LEVEL)	
	1	1	3G-8607	1	VALVE GP-CHECK (AIR PURGE)						
	2	2	6H-7062	2	SPACER (13.5X25X19-MM THK)						
	3	1,2	6V-0852	3	CAP-DUST						
	4	1	7K-4942	1	SCREW-PURGE						
	5	1	9J-3866	1	ADAPTER						
	6	2	116-4798	1	ANGLE AS						
	7	2	116-9331	1	JUNCTION BLOCK						
	8	2	136-0007	1	TUBE AS						
	9	2	136-0008	1	TUBE AS						
	10	1	136-0019	1	TUBE AS						
	11	1	136-9698	1	BRACKET AS						
	12	2	138-4048	1	BRACKET AS						
I	13	1	138-9651	1	HOSE AS						
	14	1	140-0205	1	CLAMP AS						
	15	1	140-0206	2	PLATE						
	16	2	141-7909	1	TUBE AS						
	17	2	141-7913	1	TUBE AS						
Y	18	2	146-3725	1	VALVE & MTG GP-BRAKE CONTROL (PARKING)						1320
	19	1	148-8430	1	TEE AS						
		1	6V-9746	1	SEAL-O-RING						
		1	7X-0873	1	TEE						
I	20	2	152-0270	1	HOSE AS						
I	21	1	153-7656	1	HOSE AS						
	22	2	153-7738	1	BRACKET						
I	23	2	153-8921	1	HOSE AS						
I	24	2	153-8922	1	HOSE AS						
	25	2	155-1838	1	BRACKET						
I	26	2	159-0250	1	HOSE AS						
	27	1,2	164-5567	3	COUPLER AS-QUICK DISCONNECT (EACH INCLUDES)						
		1,2	6V-3965	1	FITTING (QUICK DISCONNECT)						
		1,2	214-7568	1	SEAL-O-RING						
28	2		164-5586	2	TEE AS (EACH INCLUDES)						
		2	6V-8398	1	SEAL-O-RING						
		2	7X-0871	1	TEE						
I	29	2	175-1370	2	HOSE AS						
I	30	2	175-1372	1	HOSE AS						
I	31	2	175-1373	1	HOSE AS						
I	32	2	175-1374	1	HOSE AS						
I	33	2	175-1375	1	HOSE AS						
I	34	2	175-1376	1	HOSE AS						
Y	35	1	177-8924	1	PUMP GP-GEAR						1319
	36	2	187-0682	1	CONNECTOR AS						
		2	3J-7354	1	SEAL-O-RING						
		2	6V-8397	1	SEAL-O-RING						
		2	187-0681	1	CONNECTOR						
37	1		189-5719	1	ADAPTER AS						
		1	3K-0360	2	SEAL-O-RING						
		1	6V-0467	1	CONNECTOR						
	38	1	197-3295	4	FLANGE-HALF						
I	39	2	202-8038	1	HOSE AS						
I	40	2	203-5870	1	HOSE AS						
	41	2	210-8620	1	TUBE AS						
Y	42	1	220-1432	2	ACCUMULATOR GP-BRAKE (CHARGED)						1272
J	44	2	235-0251	1	VALVE GP-ACCUMULATOR CHARGING						

BRAKING SYSTEM

345-3934 CONTROL GP-SERVICE BRAKE (contd.)

i03750956

NOTE	REF NO	GRAPHIC REF	PART NUMBER	QTY	PART NAME						SEE PAGE
					1	2	3	4	5	6 (PRODUCT LEVEL)	
I	45	1	250-5634	1	HOSE AS						
	46	1	272-7990	1	TUBE AS						
I	47	1	294-0321	1	HOSE AS						
	48	2	311-2425	1	TUBE AS						
I	49	2	345-3952	1	HOSE AS						
	50	1	146-2274	1	COLLAR						
	51	1	148-8307	1	ADAPTER AS						
		1	3J-1907	1	SEAL-O-RING						
		1	5P-8874	1	ADAPTER						
	52	1	148-8318	1	CONNECTOR AS						
		1	3K-0360	1	SEAL-O-RING						
		1	6V-8397	1	SEAL-O-RING						
		1	6V-8634	1	CONNECTOR						
	53	2	148-8327	1	CONNECTOR AS						
		2	3D-2824	1	SEAL-O-RING						
		2	6V-8637	1	CONNECTOR						
		2	6V-9746	1	SEAL-O-RING						
	54	2	148-8336	1	CONNECTOR AS						
		2	3J-1907	1	SEAL-O-RING						
		2	6V-8397	1	SEAL-O-RING						
		2	6V-8636	1	CONNECTOR						
	55	2	148-8340	6	CONNECTOR AS						
					(EACH INCLUDES)						
		2	3K-0360	1	SEAL-O-RING						
		2	6V-8398	1	SEAL-O-RING						
		2	6V-8639	1	CONNECTOR						
	56	2	148-8364	1	ELBOW AS						
		2	3K-0360	1	SEAL-O-RING						
		2	6V-8398	1	SEAL-O-RING						
		2	6V-8625	1	ELBOW						
	57	2	148-8367	1	ELBOW AS						
		2	6V-8397	1	SEAL-O-RING						
		2	6V-9850	1	ELBOW						
	58	1,2	148-8370	4	ELBOW AS						
					(EACH INCLUDES)						
		1,2	6V-8398	1	SEAL-O-RING						
		1,2	6V-9851	1	ELBOW						
	59	2	148-8375	2	ELBOW AS						
					(EACH INCLUDES)						
		2	6V-8398	2	SEAL-O-RING						
		2	6V-8981	1	ELBOW						
	60	2	148-8378	1	ELBOW AS						
		2	3J-1907	1	SEAL-O-RING						
		2	6V-8397	1	SEAL-O-RING						
		2	6V-8724	1	ELBOW						
	61	1	148-8392	1	ELBOW AS						
		1	6V-9746	1	SEAL-O-RING						
		1	6V-9853	1	ELBOW						
	62	2	148-8428	1	TEE AS						
		2	3K-0360	1	SEAL-O-RING						
		2	6V-8398	2	SEAL-O-RING						
		2	6V-8782	1	TEE						
	63	1,2	148-8444	3	TEE AS-SWIVEL						
					(EACH INCLUDES)						
		1,2	6V-8398	2	SEAL-O-RING						
		1,2	6V-9837	1	TEE-SWIVEL						
	64	1,2	148-8457	3	UNION AS						
					(EACH INCLUDES)						
		1,2	6V-8398	2	SEAL-O-RING						

BRAKING SYSTEM

345-3934 CONTROL GP-SERVICE BRAKE (contd.)

i03750956

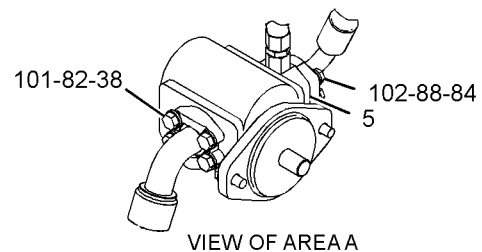
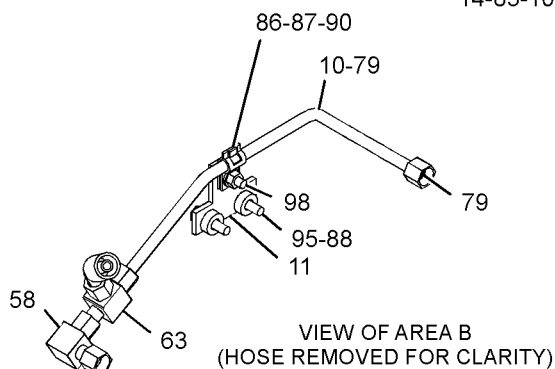
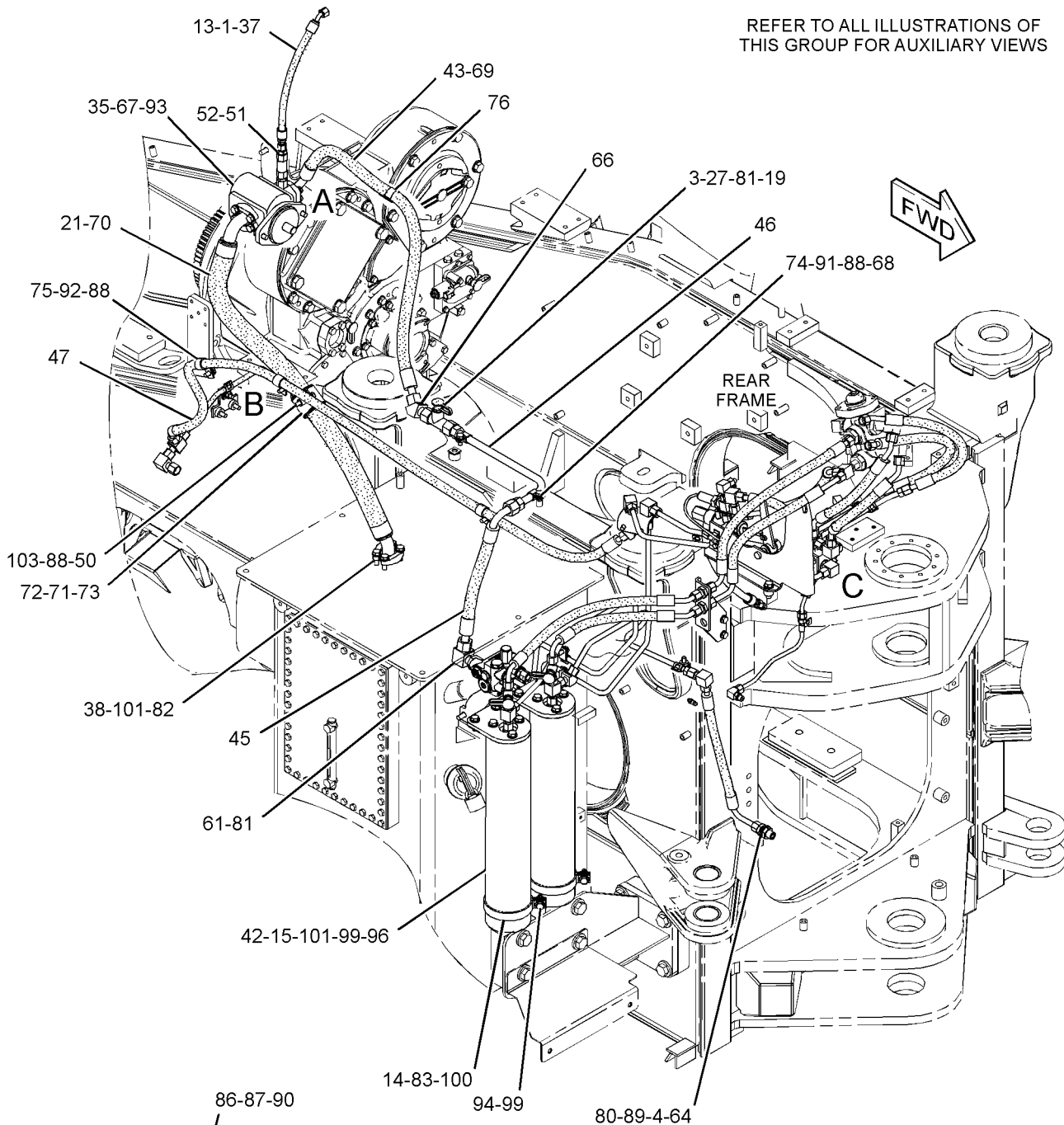
NOTE	REF NO	GRAPHIC REF	PART NUMBER	QTY	PART NAME						SEE PAGE
					1	2	3	4	5	6 (PRODUCT LEVEL)	
		1,2	6V-8995	1	UNION						
	65	2	153-6241	2	ELBOW AS						
					(EACH INCLUDES)						
		2	6V-8398	1	SEAL-O-RING						
		2	8C-8989	1	ELBOW						
	66	1	171-6723	1	ELBOW AS						
		1	6V-9746	1	SEAL-O-RING						
		1	8T-8899	1	ELBOW						
	67	1	1H-6227	1	SEAL-O-RING						
	68	1,2	4H-1225	3	WASHER (11X22X6-MM THK)						
	69	1	4J-0520	2	SEAL-O-RING						
	70	1	4J-0522	2	SEAL-O-RING						
	71	1	5P-7470	1	CLIP (SLOT)						
	72	1	5P-7471	1	CLIP (TAB)						
	73	1	5P-8182	1	GROMMET						
	74	1	6D-4246	2	CLIP						
	75	1	6D-4636	3	CLIP						
	76	1	6V-1889	1	CLIP						
	77	2	6V-3265	1	CLIP						
	78	2	6V-8397	2	SEAL-O-RING						
	79	1,2	6V-8398	4	SEAL-O-RING						
	80	1,2	6V-9169	5	NUT-BULKHEAD (13/16-16-THD)						
	81	1	6V-9746	2	SEAL-O-RING						
	82	1	7X-3392	8	WASHER-HARD (13.5X22.5X3-MM THK)						
	83	1	7X-7729	2	WASHER (11X25X3-MM THK)						
	84	1	8C-3206	2	FLANGE-HALF						
	85	2	8M-2773	1	CLIP						
	86	1,2	8T-1885	6	CLIP (SLOT)						
	87	1,2	8T-1886	6	CLIP (TAB)						
	88	1,2	8T-4121	29	WASHER-HARD (11X21X2.5-MM THK)						
	89	1	8T-4123	1	WASHER (22X35X3.5-MM THK)						
M	90	1	8T-4133	1	NUT (M10X1.5-THD)						
M	91	1,2	8T-4136	9	BOLT (M10X1.5X25-MM)						
M	92	1,2	8T-4137	9	BOLT (M10X1.5X20-MM)						
M	93	1	8T-4139	2	BOLT (M12X1.75X30-MM)						
M	94	1,2	8T-4183	4	BOLT (M12X1.75X40-MM)						
M	95	1	8T-4186	2	BOLT (M10X1.5X40-MM)						
M	96	1	8T-4192	6	BOLT (M12X1.75X25-MM)						
M	97	2	8T-4195	1	BOLT (M10X1.5X30-MM)						
M	98	1	8T-4196	1	BOLT (M10X1.5X35-MM)						
	99	1,2	8T-4223	20	WASHER-HARD (13.5X25.5X3-MM THK)						
M	100	1	8T-4244	2	NUT (M12X1.75-THD)						
M	101	1,2	8T-4956	14	BOLT (M12X1.75X35-MM)						
M	102	1	8T-5005	4	BOLT (M10X1.5X70-MM)						
M	103	1,2	8T-6466	3	BOLT (M10X1.5X60-MM)						
					AVAILABLE REPAIR KIT(S):						
J			143-9148		KIT-REPAIR						
					(INCLUDES O-RINGS, POPPETS, PLUG & BACK-UP RING)						
I-REFER TO HYDRAULIC INFORMATION SYSTEM J-KIT MARKED J IS AVAILABLE FOR PART MARKED J M-METRIC PART Y-SEPARATE ILLUSTRATION											

BRAKING SYSTEM

345-3934 CONTROL GP-SERVICE BRAKE (contd.)

i03750956

REFER TO ALL ILLUSTRATIONS OF THIS GROUP FOR AUXILIARY VIEWS



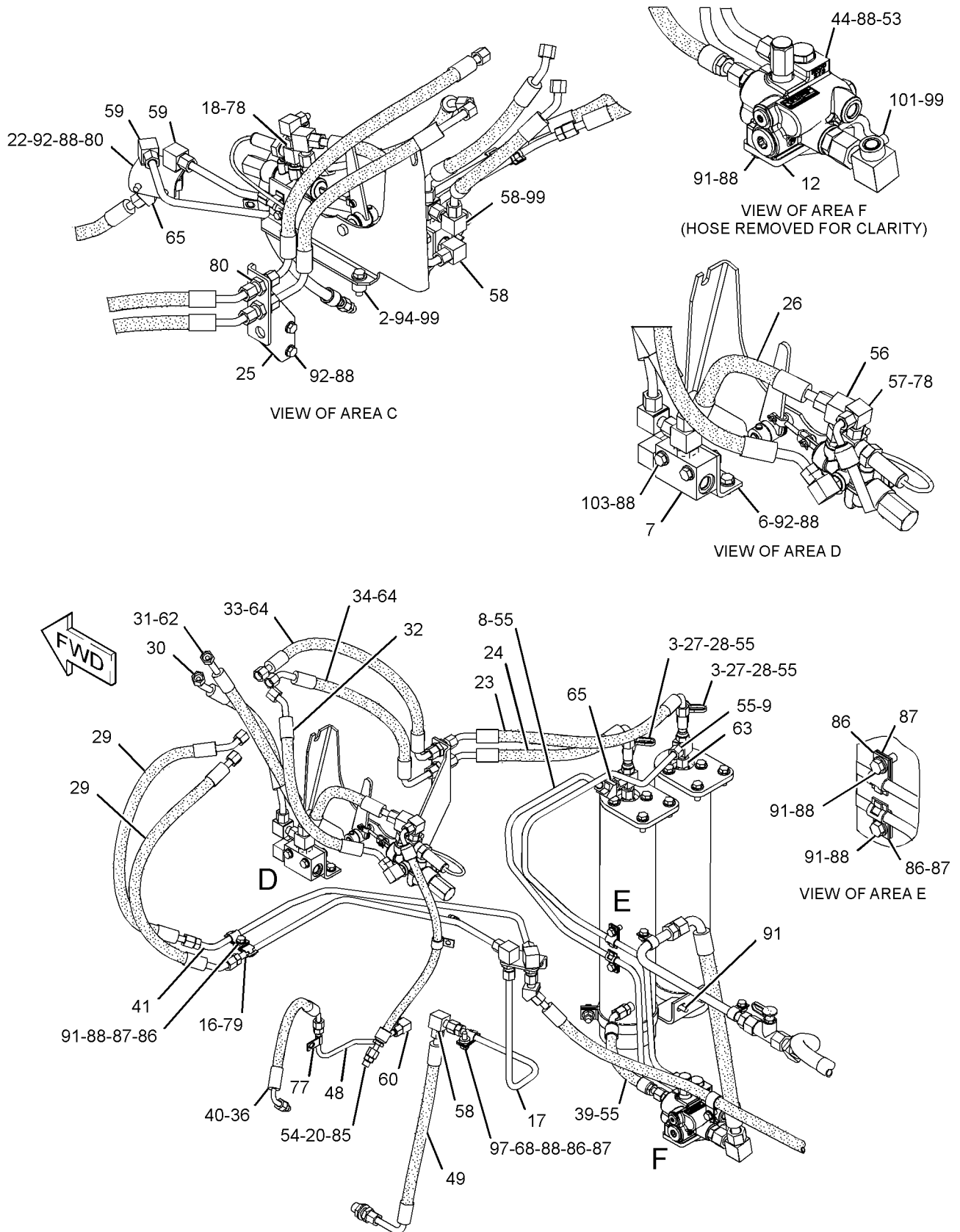
GRAPHIC #1

g02060913

BRAKING SYSTEM

345-3934 CONTROL GP-SERVICE BRAKE (contd.)

i03750956



GRAPHIC #2

<END>

g02060914

BRAKING SYSTEM

125-1355 LINES GP-SERVICE BRAKE-REAR AXLE

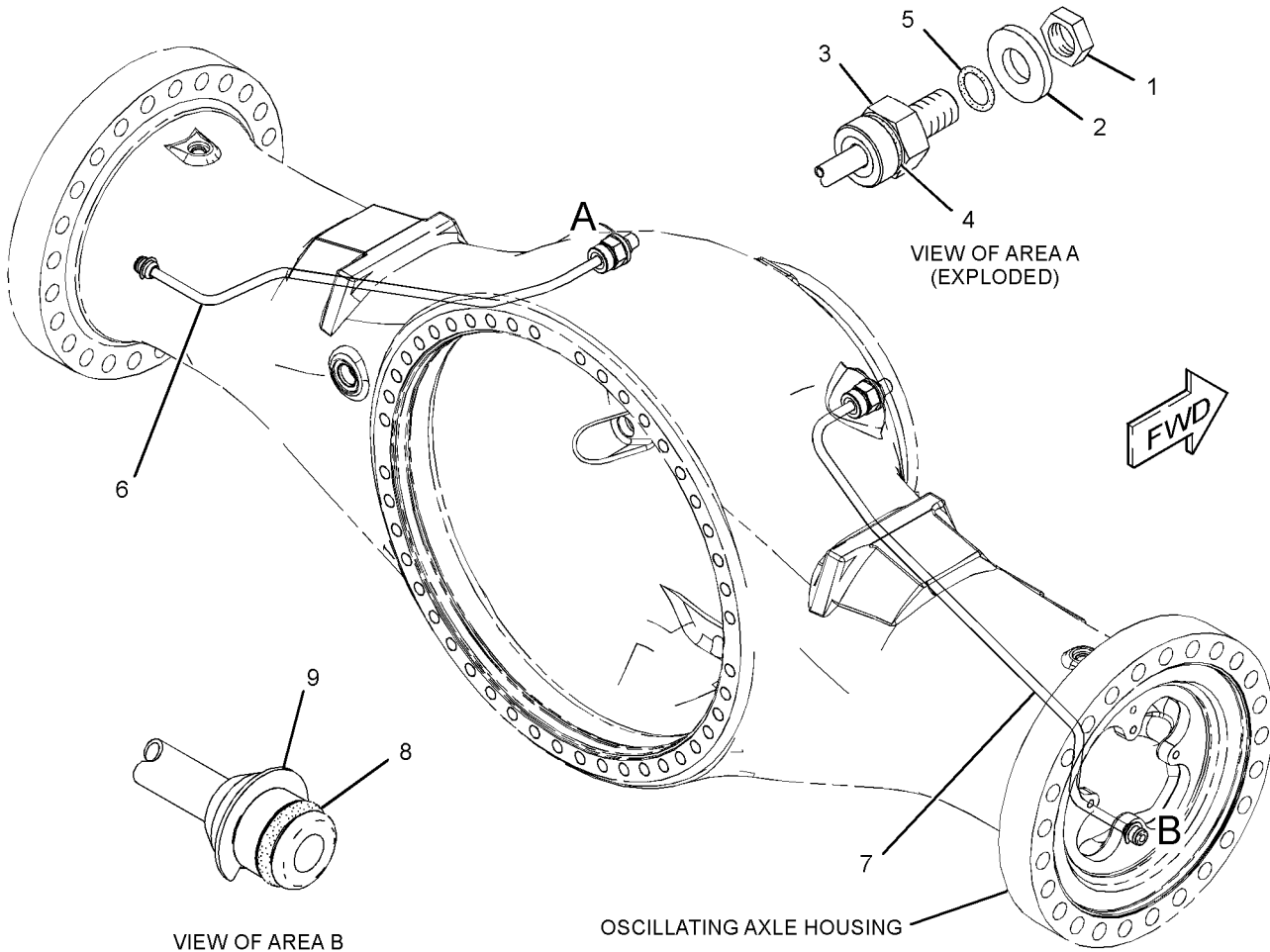
S/N: BXY1-UP

PART OF 137-8832 AXLE AR-OSCILLATING

SMCS-4257

i02986042

NOTE	REF NO	GRAPHIC REF	PART NUMBER	QTY	PART NAME						SEE PAGE
					1	2	3	4	5	6 (PRODUCT LEVEL)	
	1	1	6V-9169	2	NUT-BULKHEAD (13/16-16-THD)						
	2	1	8T-5439	2	WASHER-HARD (21.5X45X6-MM THK)						
	3	1	125-0966	2	PLUG						
	4	1	7M-8485	2	SEAL-O-RING						
	5	1	1H-8171	2	SEAL-O-RING						
	6	1	290-2299	1	TUBE AS						
	7	1	290-2298	1	TUBE AS						
	8	1	5P-8119	2	SEAL-O-RING						
	9	1	125-0965	2	RING-RETAINING						



GRAPHIC #1

<END>

g01513328

BRAKING SYSTEM

125-1358 LINES GP-SERVICE BRAKE-FRONT AXLE

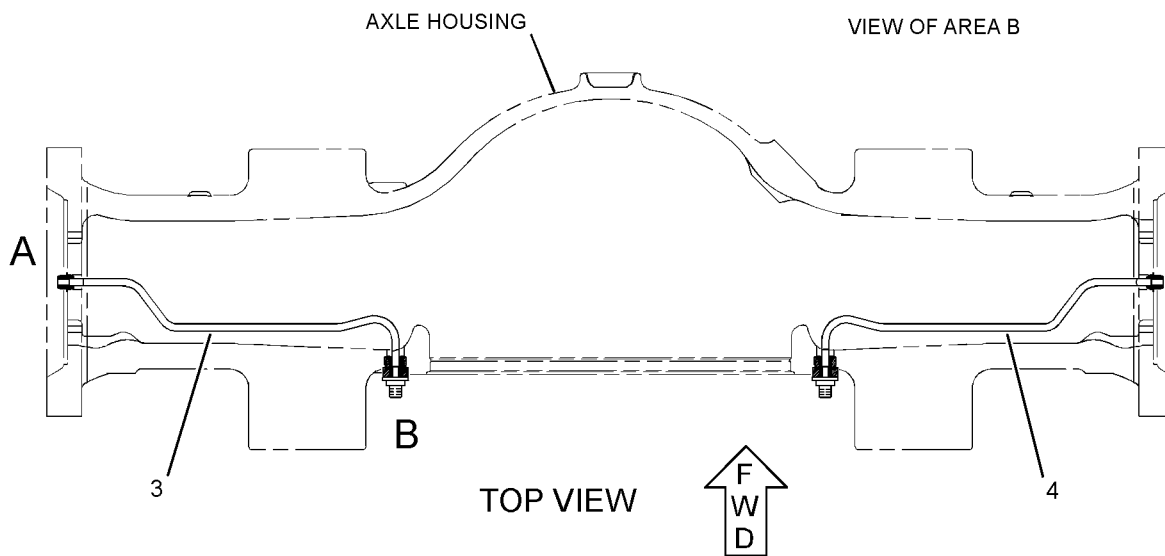
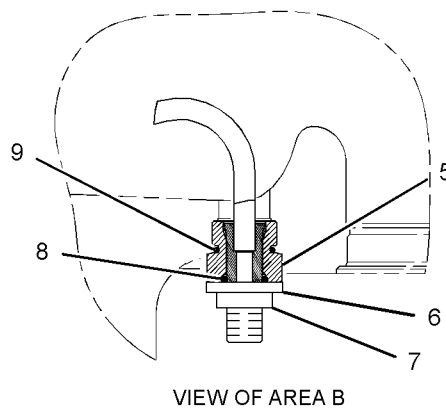
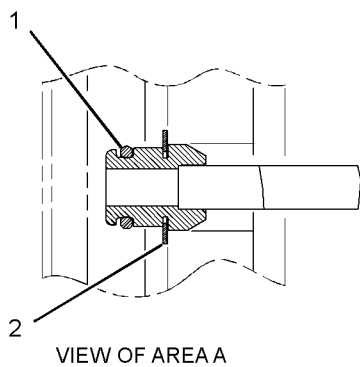
S/N: BXY1-UP

PART OF 137-8833 AXLE AR-FIXED

SMCS-4257

i02947143

NOTE	REF NO	GRAPHIC REF	PART NUMBER	QTY	PART NAME						SEE PAGE
					1	2	3	4	5	6 (PRODUCT LEVEL)	
	1	1	5P-8119	2	SEAL-O-RING						
	2	1	125-0965	2	RING-RETAINING						
	3	1	290-2302	1	TUBE AS						
	4	1	290-2301	1	TUBE AS						
	5	1	125-0966	2	PLUG						
	6	1	8T-5439	2	WASHER-HARD (21.5X45X6-MM THK)						
	7	1	6V-9169	2	NUT-BULKHEAD (13/16-16-THD)						
	8	1	1H-8171	2	SEAL-O-RING						
	9	1	7M-8485	2	SEAL-O-RING						



GRAPHIC #1

<END>

g01463327

BRAKING SYSTEM

189-7252 LINES GP-SERVICE BRAKE

S/N: BXY1900-UP

PART OF 227-3317 CONVERSION GP-HYDRAULIC LINES, 329-8109 INSULATION GP-HEAT
AN ATTACHMENT

SMCS-4257

i02887201

NOTE	PART NUMBER	QTY	PART NAME						SEE PAGE
			1	2	3	4	5	6 (PRODUCT LEVEL)	
I	189-7151	1	HOSE AS						
I-REFER TO HYDRAULIC INFORMATION SYSTEM									
<END>									

222-3756 LINES GP-SERVICE BRAKE

S/N: BXY1900-UP

PART OF 227-3317 CONVERSION GP-HYDRAULIC LINES, 329-8109 INSULATION GP-HEAT
AN ATTACHMENT

SMCS-4257

i02887207

NOTE	PART NUMBER	QTY	PART NAME						SEE PAGE
			1	2	3	4	5	6 (PRODUCT LEVEL)	
	222-2402	1	HOSE AS						
	222-2403	1	HOSE AS						
	222-2404	1	HOSE AS						
I	310-7767	2	HOSE AS						
I	310-7768	1	HOSE AS						
I	310-7769	1	HOSE AS						
I	310-7770	1	HOSE AS						
I-REFER TO HYDRAULIC INFORMATION SYSTEM									
<END>									

BRAKING SYSTEM

177-8924 PUMP GP-GEAR-PILOT, BRAKE

S/N: BXY1-UP

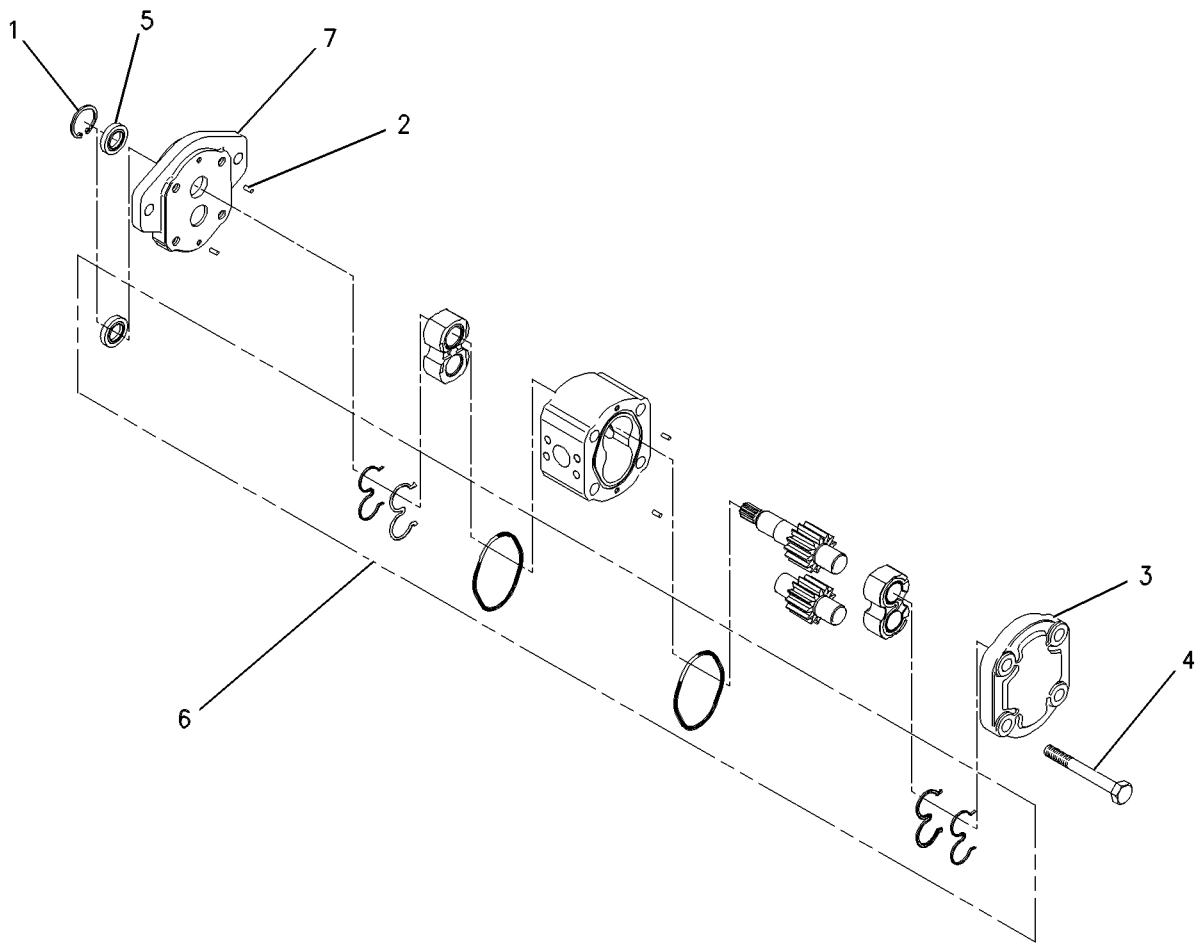
PART OF 230-2407, 345-3934 CONTROL GP-SERVICE BRAKE

SMCS-4268, 4306, 5073

i01220010

NOTE	REF NO	GRAPHIC REF	PART NUMBER	QTY	PART NAME						SEE PAGE
					1	2	3	4	5	6 (PRODUCT LEVEL)	
	1	1	109-1641	1	RING-SNAP						
	2	1	099-3095	2	DOWEL						
	3	1	135-3490	1	COVER						
M	4	1	8T-5001	4	BOLT (M12X1.75X130-MM)						
L	5	1	135-3573	1	SEAL-LIP TYPE						
L	6	1	135-3489	1	KIT-SEAL						
	7	1	136-3842	1	FLANGE						

L-KIT MARKED L INCLUDES PART MARKED L
M-METRIC PART



GRAPHIC #1

<END>

g00606857

BRAKING SYSTEM

146-3725 VALVE & MTG GP-BRAKE CONTROL-PARKING

S/N: BXY1-UP

PART OF 230-2407, 345-3934 CONTROL GP-SERVICE BRAKE

SMCS-4265, 4282

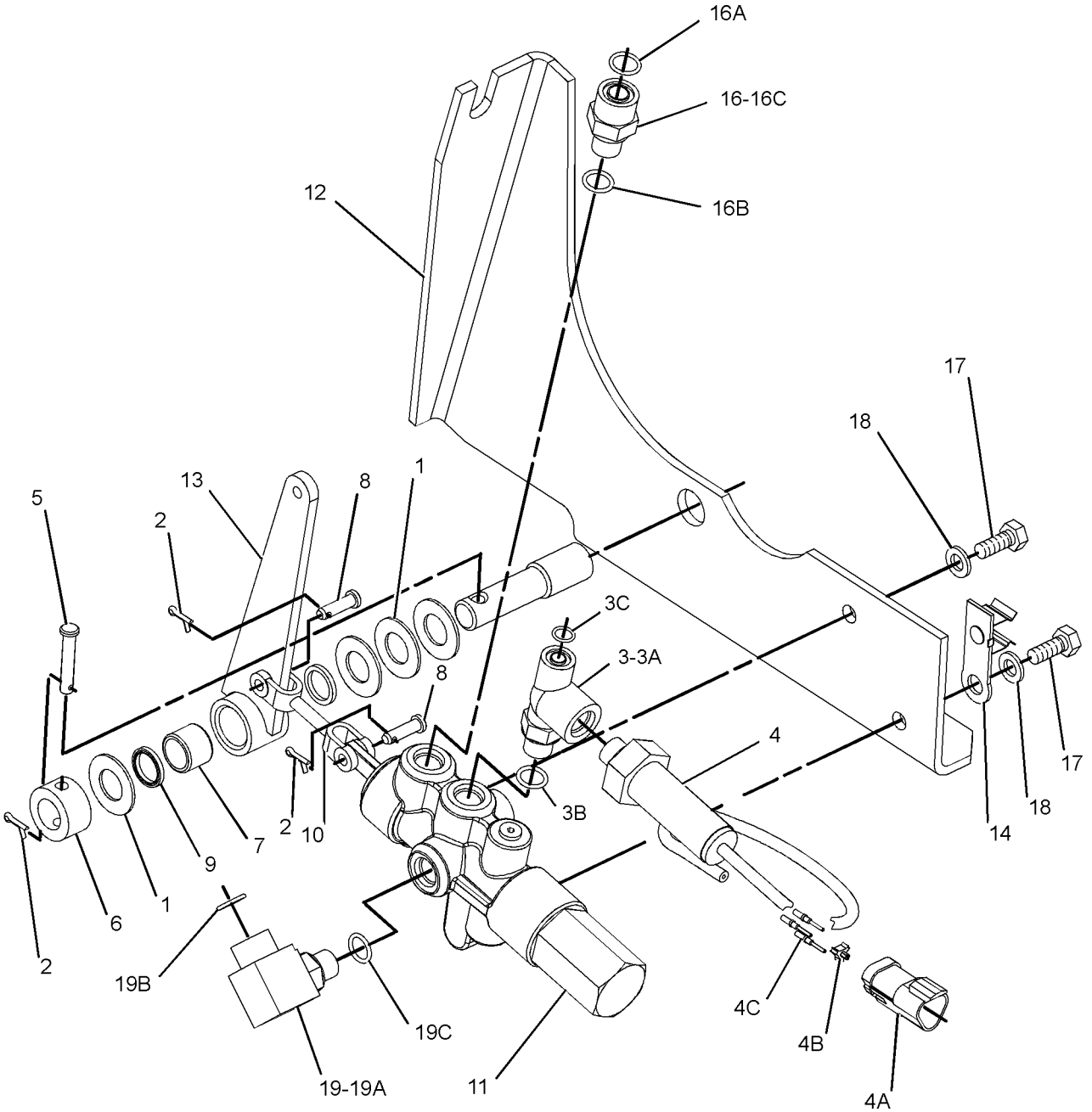
i02328401

NOTE	REF NO	GRAPHIC REF	PART NUMBER	QTY	PART NAME						SEE PAGE
					1	2	3	4	5	6 (PRODUCT LEVEL)	
	1	1	1A-4790	4	WASHER (16.7X31.8X1.6-MM THK)						
	2	1	3B-4607	3	PIN-COTTER						
	3	1	<i>150-4027</i>	1	TEE AS						
	3A	1	3E-2310	1	TEE						
	3B	1	3J-1907	1	SEAL-O-RING						
	3C	1	6V-8397	1	SEAL-O-RING						
	4	1	174-4312	1	SWITCH AS-PRESSURE (PARKING BRAKE OIL)						
	4A	1	102-8803	1	KIT-RECEPTACLE (3-PIN) (INCLUDES RECEPTACLE AS & WEDGE)						
	4B	1	3E-3371	1	WEDGE-RECEPTACLE LOCK (3-PIN)						
	4C	1	8T-8729	3	PIN-CONNECTOR (16-GA TO 18-GA)						
	5	1	4B-2913	1	PIN-CLEVIS						
	6	1	4V-1541	1	COLLAR						
	7	1	5P-6724	1	BEARING-ROLLER						
	8	1	7X-2618	2	PIN						
	9	1	8T-0741	2	SEAL-LIP TYPE						
	10	1	101-3846	1	ROD-CONTROL						
Y	11	1	106-1774	1	VALVE GP-BRAKE CONTROL (PARKING)						1328
	12	1	146-9408	1	BRACKET AS						
	13	1	160-0222	1	LEVER AS						
	14	1	115-3069	1	CLIP AS-CONNECTOR (3-PIN)						
	16	1	<i>150-4043</i>	1	CONNECTOR AS						
	16A	1	3J-1907	1	SEAL-O-RING						
	16B	1	6V-8398	1	SEAL-O-RING						
	16C	1	6V-9873	1	CONNECTOR						
M	17	1	8T-4189	2	BOLT (M8X1.25X20-MM)						
	18	1	8T-4224	2	WASHER-HARD (8.8X16X2-MM THK)						
	19	1	<i>148-8365</i>	1	ELBOW AS						
	19A	1	8T-6876	1	ELBOW						
	19B	1	6V-8397	1	SEAL-O-RING						
	19C	1	3J-1907	1	SEAL-O-RING						
M-METRIC PART											
Y-SEPARATE ILLUSTRATION											

BRAKING SYSTEM

146-3725 VALVE & MTG GP-BRAKE CONTROL (contd.)

i02328401



GRAPHIC #1

<END>

g01178638

BRAKING SYSTEM

219-5155 VALVE & MTG GP-BRAKE CONTROL-PARKING

S/N: BXY1900-UP

PART OF 308-2724 CONTROL GP-PARKING BRAKE
AN ATTACHMENT

SMCS-4265, 4282

i01908116

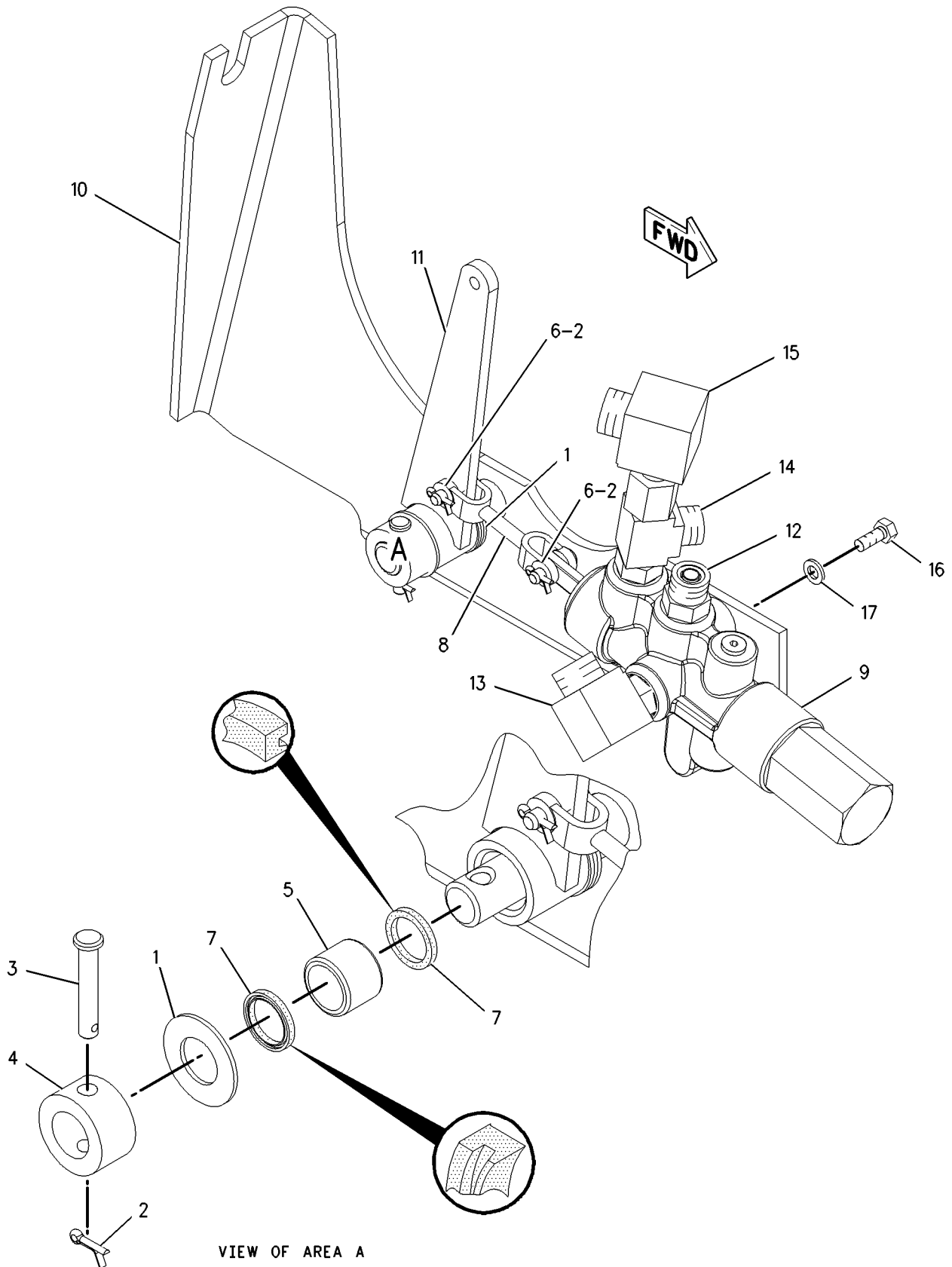
NOTE	REF NO	GRAPHIC REF	PART NUMBER	QTY	PART NAME						SEE PAGE
					1	2	3	4	5	6 (PRODUCT LEVEL)	
	1	1	1A-4790	4	WASHER (16.7X31.8X1.6-MM THK)						
	2	1	3B-4607	3	PIN-COTTER						
	3	1	4B-2913	1	PIN-CLEVIS						
	4	1	4V-1541	1	COLLAR						
	5	1	5P-6724	1	BEARING-ROLLER						
	6	1	7X-2618	2	PIN						
	7	1	8T-0741	2	SEAL-LIP TYPE						
	8	1	101-3846	1	ROD-CONTROL						
Y	9	1	106-1774	1	VALVE GP-BRAKE CONTROL (PARKING)						1328
	10	1	146-9408	1	BRACKET AS						
		1	8V-6879	1	SHAFT						
	11	1	160-0222	1	LEVER AS						
	12	1	148-8336	1	CONNECTOR AS						
		1	3J-1907	1	SEAL-O-RING						
		1	6V-8397	1	SEAL-O-RING						
		1	6V-8636	1	CONNECTOR						
	13	1	148-8365	1	ELBOW AS						
		1	3J-1907	1	SEAL-O-RING						
		1	6V-8398	1	SEAL-O-RING						
		1	8T-6876	1	ELBOW						
	14	1	148-8435	1	TEE AS						
		1	3J-1907	1	SEAL-O-RING						
		1	6V-8397	2	SEAL-O-RING						
		1	6V-8781	1	TEE-FACE SEAL						
	15	1	164-5544	1	ELBOW AS						
		1	3E-2333	1	ELBOW						
		1	6V-8398	1	SEAL-O-RING						
M	16	1	8T-4189	2	BOLT (M8X1.25X20-MM)						
	17	1	8T-4224	2	WASHER-HARD (8.8X16X2-MM THK)						

M-METRIC PART
Y-SEPARATE ILLUSTRATION

BRAKING SYSTEM

219-5155 VALVE & MTG GP-BRAKE CONTROL (contd.)

i01908116



VIEW OF AREA A

GRAPHIC #1

<END>

g00996420

BRAKING SYSTEM

308-2714 VALVE & MTG GP-BRAKE CONTROL-PARKING

S/N: BXY1900-UP

PART OF 308-2724 CONTROL GP-PARKING BRAKE
AN ATTACHMENT

SMCS-4265, 4282

i02886424

NOTE	REF NO	GRAPHIC REF	PART NUMBER	QTY	PART NAME						SEE PAGE
					1	2	3	4	5	6 (PRODUCT LEVEL)	
	1	1	3B-4607	2	PIN-COTTER						
	2	1	5P-6724	1	BEARING-ROLLER						
	3	1	7I-4078	1	LEVER AS						
	4	1	091-1745	2	WASHER (16.6X24X1.2-MM THK)						
	5	1	104-5888	2	STRIP						
Y	6	1	106-1774	1	VALVE GP-BRAKE CONTROL (PARKING)						1328
	7	1	308-2716	1	PLATE AS						
	8	1	<i>148-8336</i>	1	CONNECTOR AS						
		1	3J-1907	1	SEAL-O-RING						
		1	6V-8397	1	SEAL-O-RING						
		1	6V-8636	1	CONNECTOR						
	9	1	<i>150-3036</i>	1	ELBOW AS						
		1	3J-1907	1	SEAL-O-RING						
		1	6V-8397	1	SEAL-O-RING						
		1	8T-1905	1	ELBOW						
	10	1	<i>148-8365</i>	1	ELBOW AS						
		1	3J-1907	1	SEAL-O-RING						
		1	6V-8398	1	SEAL-O-RING						
		1	8T-6876	1	ELBOW						
	11	1	3B-4640	1	PIN-COTTER						
	12	1	7X-2618	2	PIN						
	13	1	8T-0741	2	SEAL-LIP TYPE						
M	14	1	8T-4189	2	BOLT (M8X1.25X20-MM)						
	15	1	8T-4224	2	WASHER-HARD (8.8X16X2-MM THK)						
	16	1	9X-8257	1	WASHER (17.5X30X3.5-MM THK)						

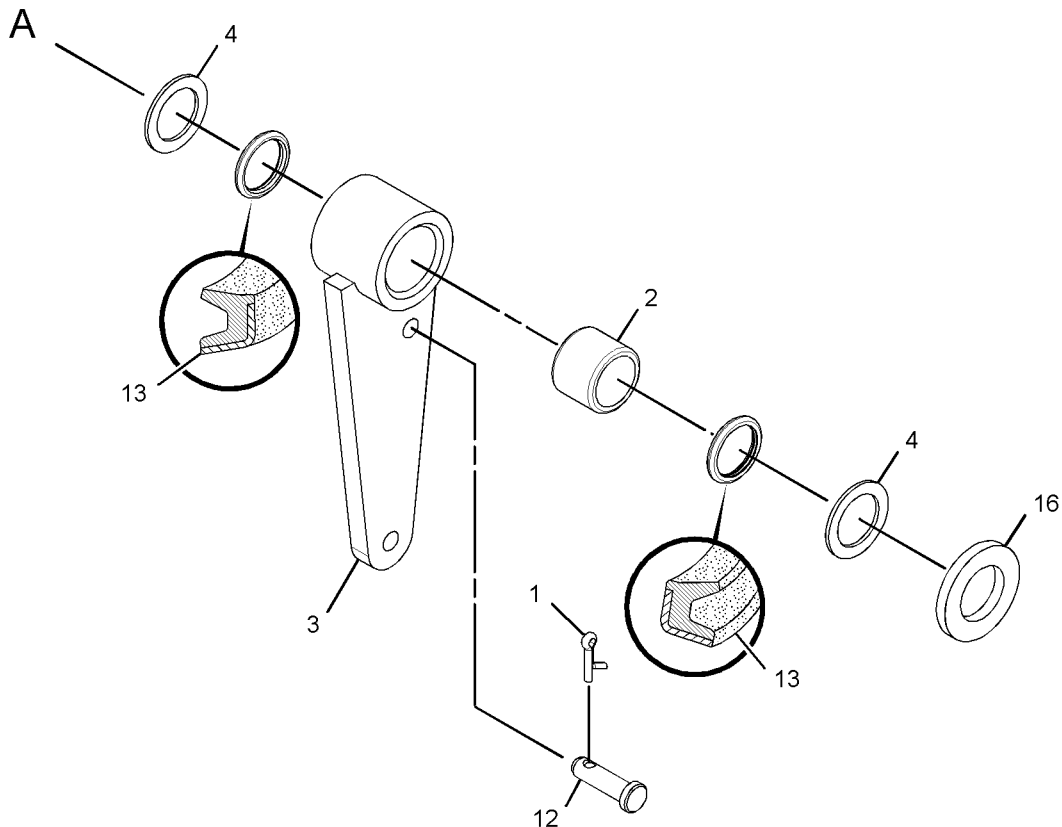
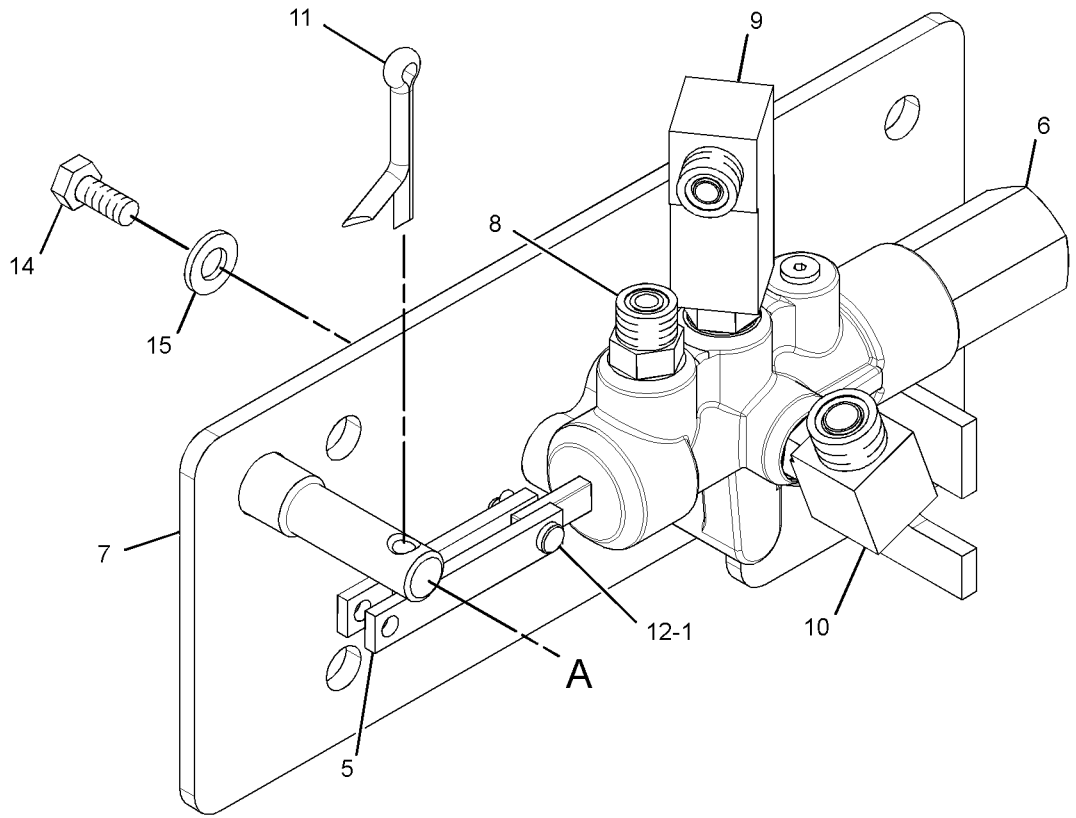
PARTS SHOWN IN GRAPHIC(S) WITHOUT A REFERENCE NUMBER ARE NOT SERVICED SEPARATELY

M-METRIC PART
Y-SEPARATE ILLUSTRATION

BRAKING SYSTEM

308-2714 VALVE & MTG GP-BRAKE CONTROL (contd.)

i02886424



GRAPHIC #1

<END>

g01439258

BRAKING SYSTEM

326-7291 VALVE & MTG GP-BRAKE CONTROL

S/N: BXY1900-UP

PART OF 292-6110, 308-2727, 346-3826 CAB AR
ALSO AN ATTACHMENT

SMCS-4265, 4282

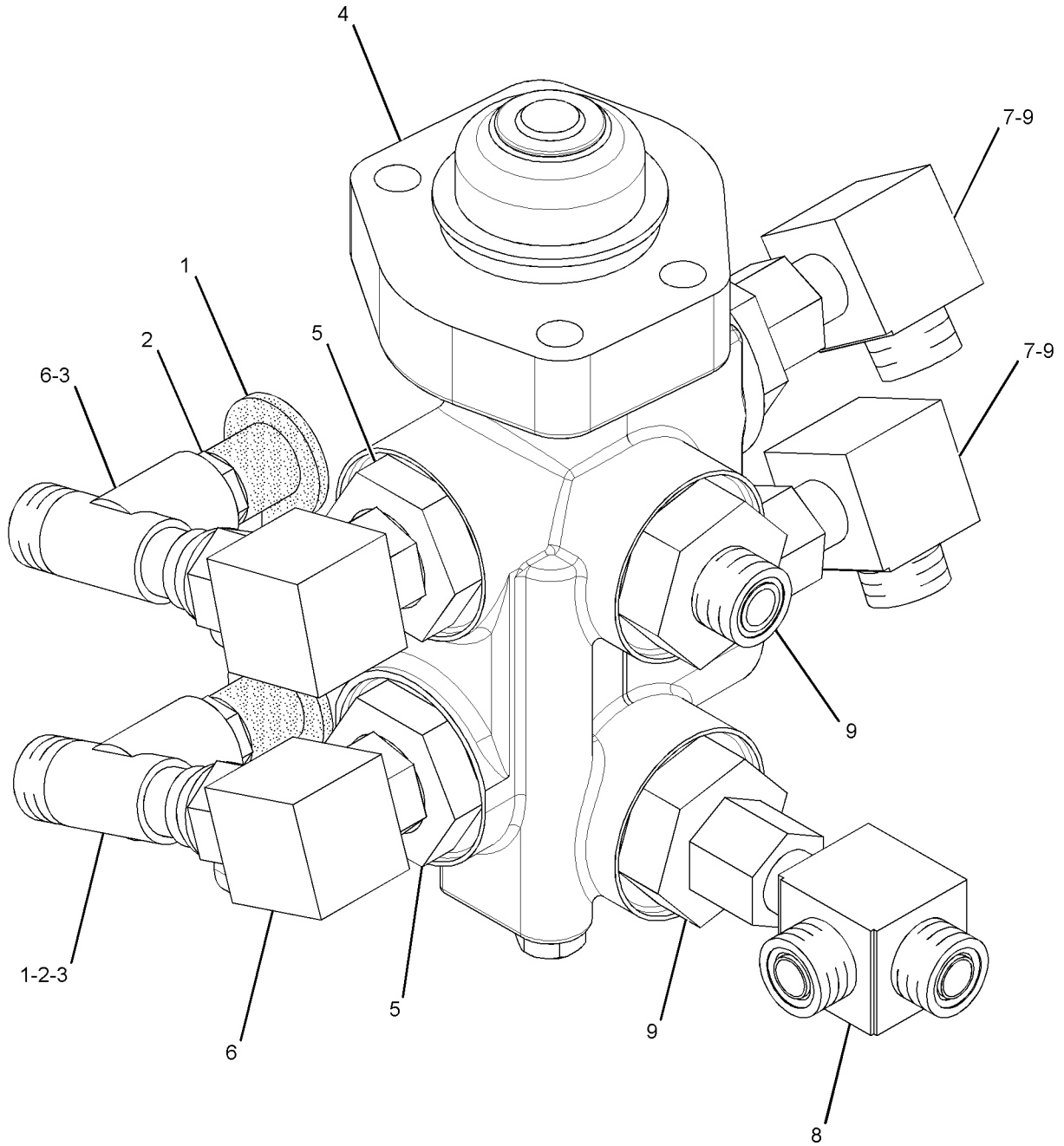
i03079720

NOTE	REF NO	GRAPHIC REF	PART NUMBER	QTY	PART NAME						SEE PAGE
					1	2	3	4	5	6 (PRODUCT LEVEL)	
	1	1	6V-0852	2	CAP-DUST						
	2	1	164-5567	2	COUPLER AS-QUICK DISCONNECT						
					(EACH INCLUDES)						
		1	3J-1907	1	SEAL-O-RING						
		1	6V-3965	1	FITTING (QUICK DISCONNECT)						
	3	1	164-5586	2	TEE AS						
					(EACH INCLUDES)						
		1	6V-8398	1	SEAL-O-RING						
		1	7X-0871	1	TEE						
	4	1	200-0866	1	VALVE GP-BRAKE CONTROL (SERVICE)						
	5	1	148-8306	2	ADAPTER AS						
					(EACH INCLUDES)						
		1	5P-5777	1	ADAPTER-O-RING						
		1	7M-8485	1	SEAL-O-RING						
	6	1	148-8364	2	ELBOW AS						
					(EACH INCLUDES)						
		1	3K-0360	1	SEAL-O-RING						
		1	6V-8398	1	SEAL-O-RING						
		1	6V-8625	1	ELBOW						
	7	1	148-8370	2	ELBOW AS						
					(EACH INCLUDES)						
		1	6V-8398	1	SEAL-O-RING						
		1	6V-9851	1	ELBOW						
	8	1	148-8444	1	TEE AS-SWIVEL						
		1	6V-8398	2	SEAL-O-RING						
		1	6V-9837	1	TEE-SWIVEL						
	9	1	153-6252	4	CONNECTOR AS						
					(EACH INCLUDES)						
		1	6V-8398	1	SEAL-O-RING						
		1	7M-8485	1	SEAL-O-RING						
		1	9X-8408	1	CONNECTOR						

BRAKING SYSTEM

326-7291 VALVE & MTG GP-BRAKE CONTROL (contd.)

i03079720



GRAPHIC #1

<END>

g01617997

BRAKING SYSTEM

106-1774 VALVE GP-BRAKE CONTROL-PARKING

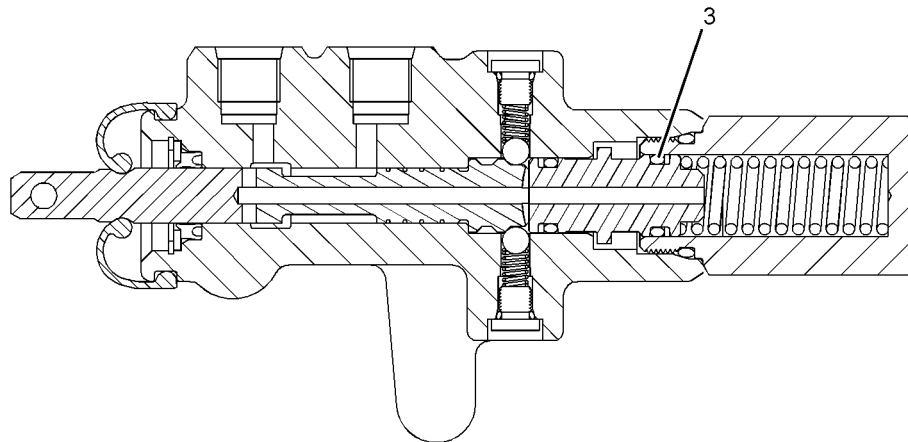
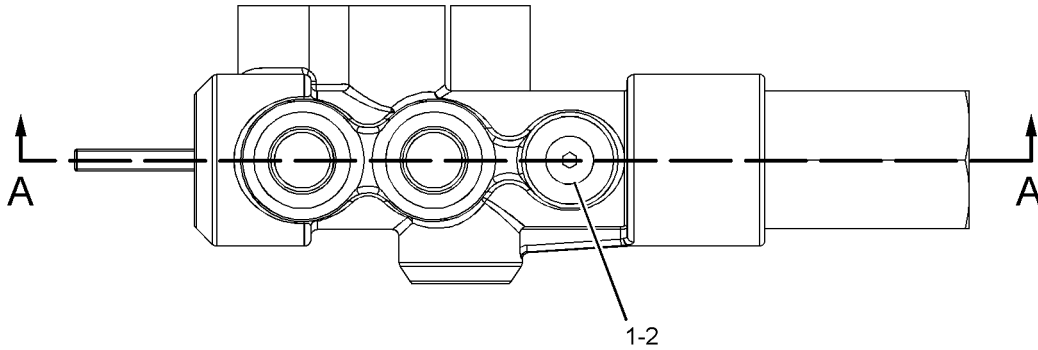
S/N: BXY1-UP

PART OF 146-3725, 219-5155, 308-2714 VALVE & MTG GP-BRAKE CONTROL
ALSO AN ATTACHMENT

SMCS-4265, 4282

i02216715

NOTE	REF NO	GRAPHIC REF	PART NUMBER	QTY	PART NAME						SEE PAGE
					1	2	3	4	5	6 (PRODUCT LEVEL)	
	1	1	4J-7533	2	SEAL-O-RING						
	2	1	9S-8001	2	PLUG-O-RING						
	3	1	257-7676	1	KIT-REPAIR						
(INCLUDES BOOT, SEALS, RETAINING, DETENT BALLS AND SPRINGS)											



SECTION A-A

GRAPHIC #1

<END>

g01118794

BRAKING SYSTEM

4T-4934 VALVE GP-RELIEF-BRAKE ACCUMULATOR PRESSURE

S/N: BXY1900-UP

DIRECT OPERATED

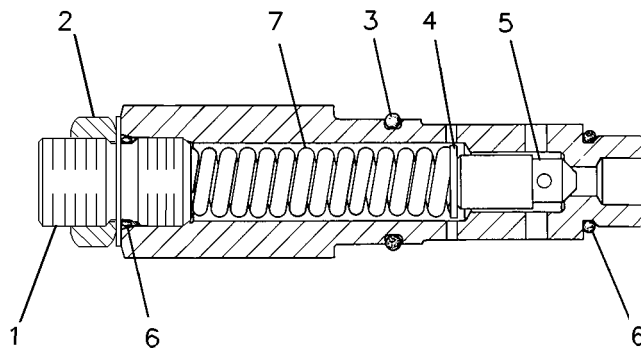
PART OF 200-5962 VALVE GP-RELIEF

AN ATTACHMENT

SMCS-4322, 5069, 7428

i00177307

NOTE	REF NO	GRAPHIC REF	PART NUMBER	QTY	PART NAME						SEE PAGE
					1	2	3	4	5	6 (PRODUCT LEVEL)	
	1	1	6E-1835	1	RETAINER AS						
	2	1	9X-6395	1	NUT (3/4-16-THD)						
	3	1	7J-9933	1	SEAL-O-RING						
	4	1	4T-7571	1	PLATE						
	5	1	6J-6439	1	VALVE-POPPET						
	6	1	3K-0360	2	SEAL-O-RING						
	7	1	4T-2741	1	SPRING						



GRAPHIC #1

<END>

g00118895

BRAKING SYSTEM

200-5962 VALVE GP-RELIEF-BRAKE ACCUMULATOR PRESSURE

S/N: BXY1900-UP

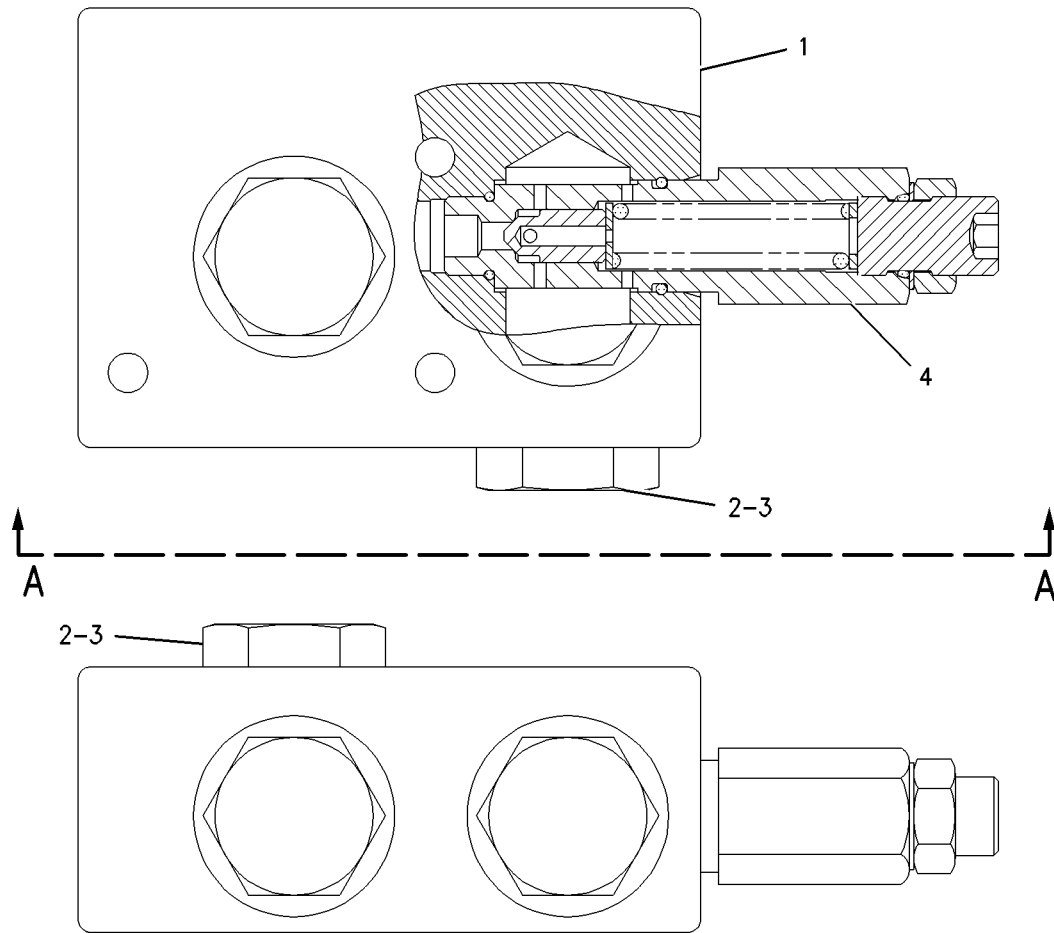
PART OF 308-2724 CONTROL GP-PARKING BRAKE
AN ATTACHMENT

SMCS-4322, 5069, 7428

i01908109

NOTE	REF NO	GRAPHIC REF	PART NUMBER	QTY	PART NAME						SEE PAGE
					1	2	3	4	5	6 (PRODUCT LEVEL)	
	1	1	4Z-6480	1	BODY-VALVE						
	2	1	9S-4181	2	PLUG-O-RING						
	3	1	7M-8485	2	SEAL-O-RING						
Y	4	1	4T-4934	1	VALVE GP-RELIEF (BRAKE ACCUMULATOR PRESSURE)						1329

Y-SEPARATE ILLUSTRATION



VIEW A-A

GRAPHIC #1

<END>

g00996352

BRAKING SYSTEM

8J-6875 VALVE GP-SHUTTLE

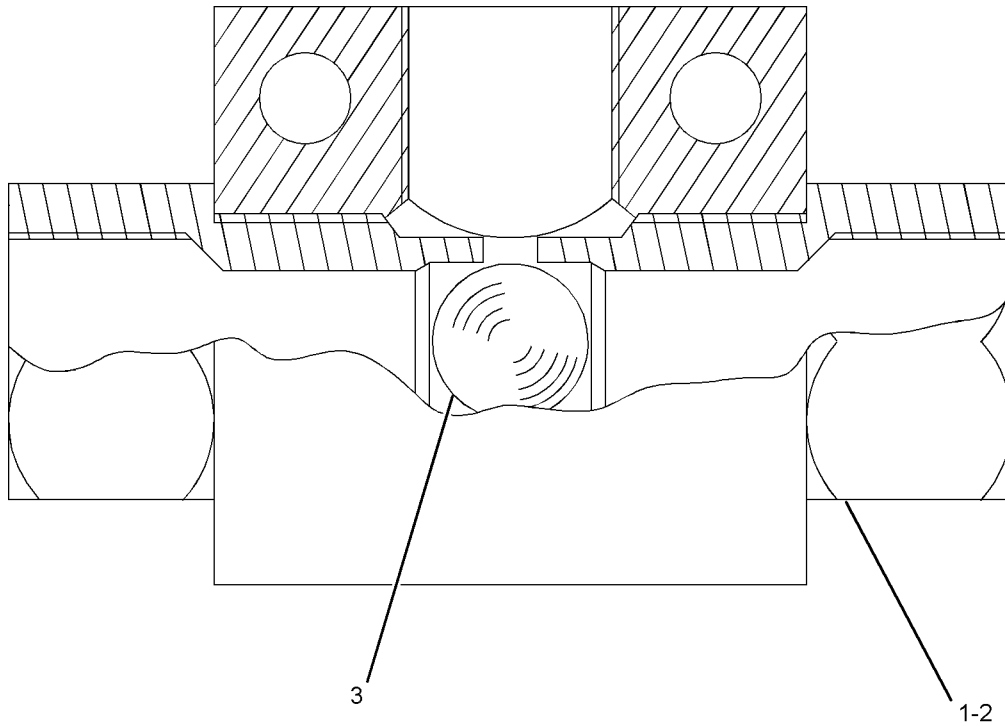
S/N: BXY1900-UP

PART OF 308-2724 CONTROL GP-PARKING BRAKE
AN ATTACHMENT

SMCS-4289

i02773478

NOTE	REF NO	GRAPHIC REF	PART NUMBER	QTY	PART NAME						SEE PAGE
					1	2	3	4	5	6 (PRODUCT LEVEL)	
	1	1	4T-9905	2	ADAPTER						
	2	1	2M-9780	2	SEAL-O-RING						
	3	1	4B-9784	1	BALL						



GRAPHIC #1

<END>

g01047576

STEERING SYSTEM

132-6140 CYLINDER & MTG GP-STEERING

S/N: BXY1-1899

PART OF 225-5449 HYDRAULIC AR

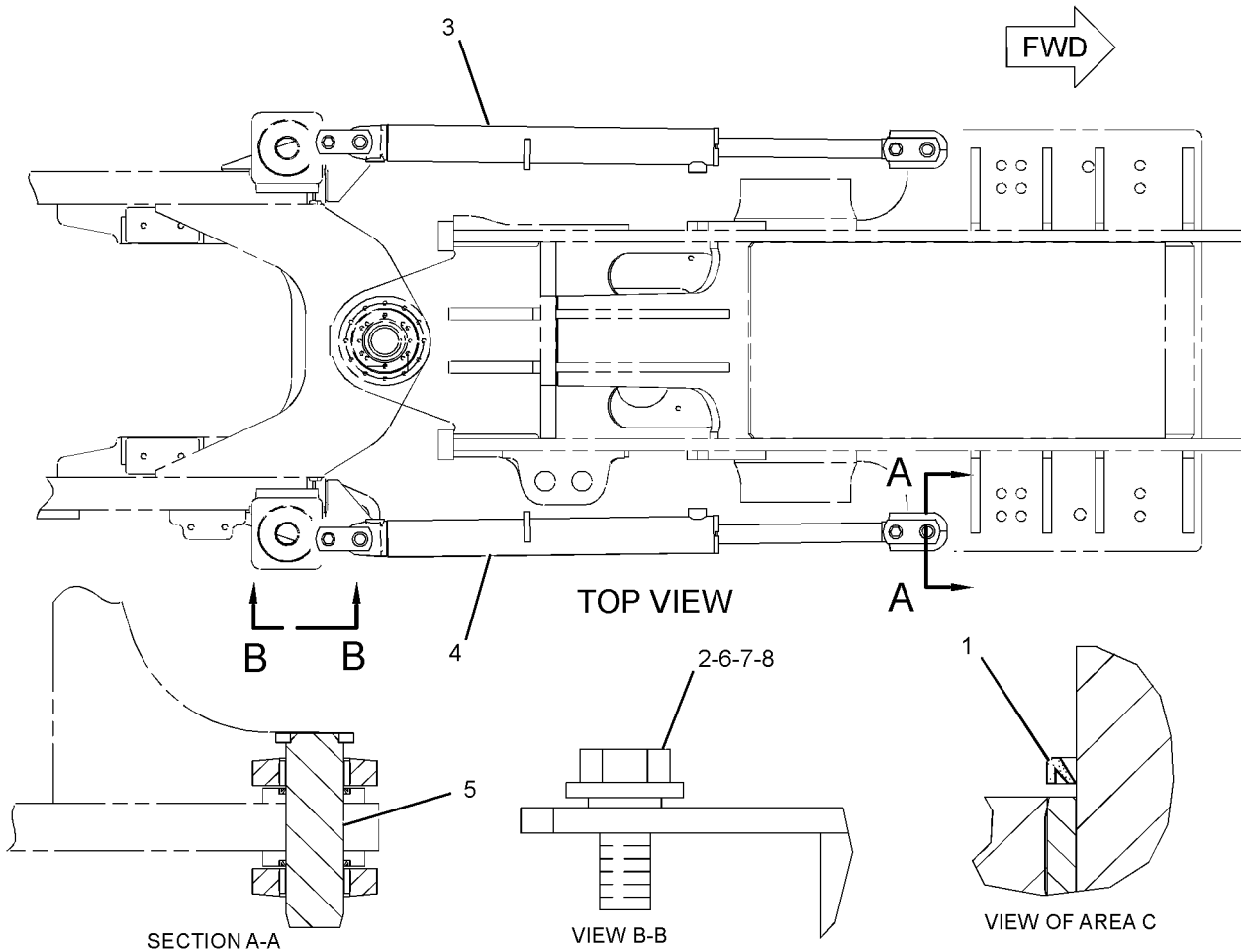
SMCS-4303

i02387624

NOTE	REF NO	GRAPHIC REF	PART NUMBER	QTY	PART NAME						SEE PAGE
					1	2	3	4	5	6 (PRODUCT LEVEL)	
	1	1	8T-7535	8	SEAL-LIP TYPE						
	2	1	8T-4123	4	WASHER (22X35X3.5-MM THK)						
Y	3	1	259-4733	1	CYLINDER GP-STEERING (LH)						1334
Y	4	1	259-4737	1	CYLINDER GP-STEERING (RH)						1335
	5	1	138-1870	4	PIN AS						
	6	1	093-0349	4	WASHER (22X60X6-MM THK)						
M	7	1	8T-6430	4	BOLT (M20X2.5X50-MM)						
	8	1	4F-6568	4	SPACER (0.813X1.5X0.625-IN THK)						

M-METRIC PART

Y-SEPARATE ILLUSTRATION



GRAPHIC #1

<END>

g01191880

STEERING SYSTEM

285-8674 CYLINDER & MTG GP-STEERING

S/N: BXY1900-UP

PART OF 298-2038, 345-3930 HYDRAULIC AR

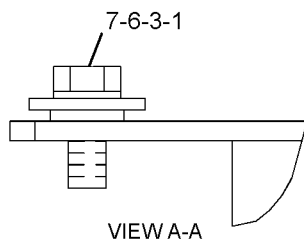
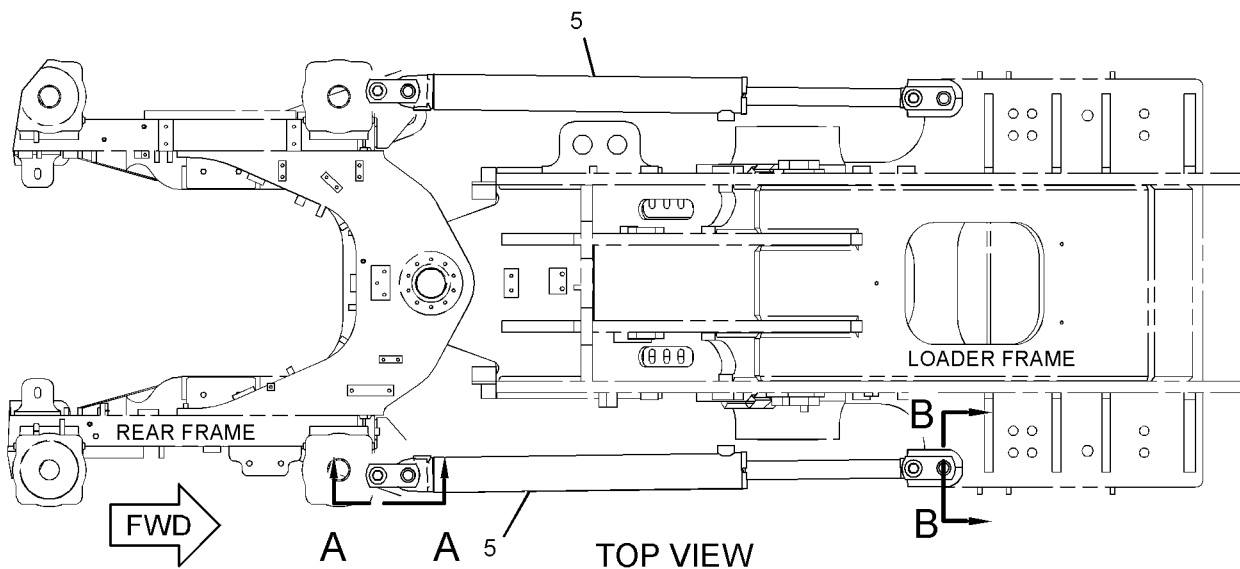
SMCS-4303

i02672326

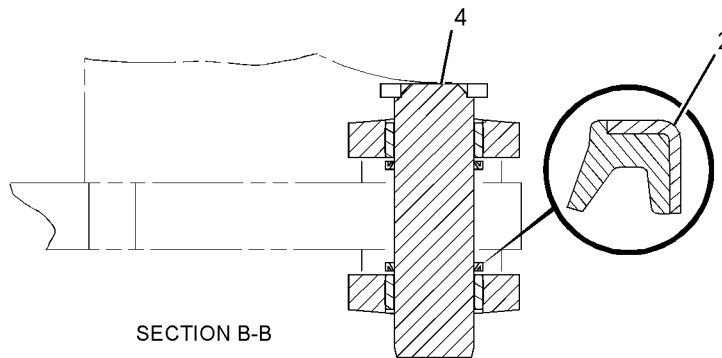
NOTE	REF NO	GRAPHIC REF	PART NUMBER	QTY	PART NAME						SEE PAGE
					1	2	3	4	5	6 (PRODUCT LEVEL)	
	1	1	4F-6568	4	SPACER (0.813X1.5X0.625-IN THK)						
	2	1	8T-7535	8	SEAL-LIP TYPE						
	3	1	093-0349	4	WASHER (22X60X6-MM THK)						
	4	1	138-1870	4	PIN AS						
Y	5	1	288-0568	2	CYLINDER GP-STEERING						1336
	6	1	8T-4123	4	WASHER (22X35X3.5-MM THK)						
M	7	1	8T-6430	4	BOLT (M20X2.5X50-MM)						

M-METRIC PART

Y-SEPARATE ILLUSTRATION



VIEW A-A



SECTION B-B

<END>

GRAPHIC #1

g01355953

STEERING SYSTEM

259-4733 CYLINDER GP-STEERING-LH

S/N: BXY1-1899

101.6-MM BORE X 928-MM STROKE

PART OF 132-6140 CYLINDER & MTG GP-STEERING

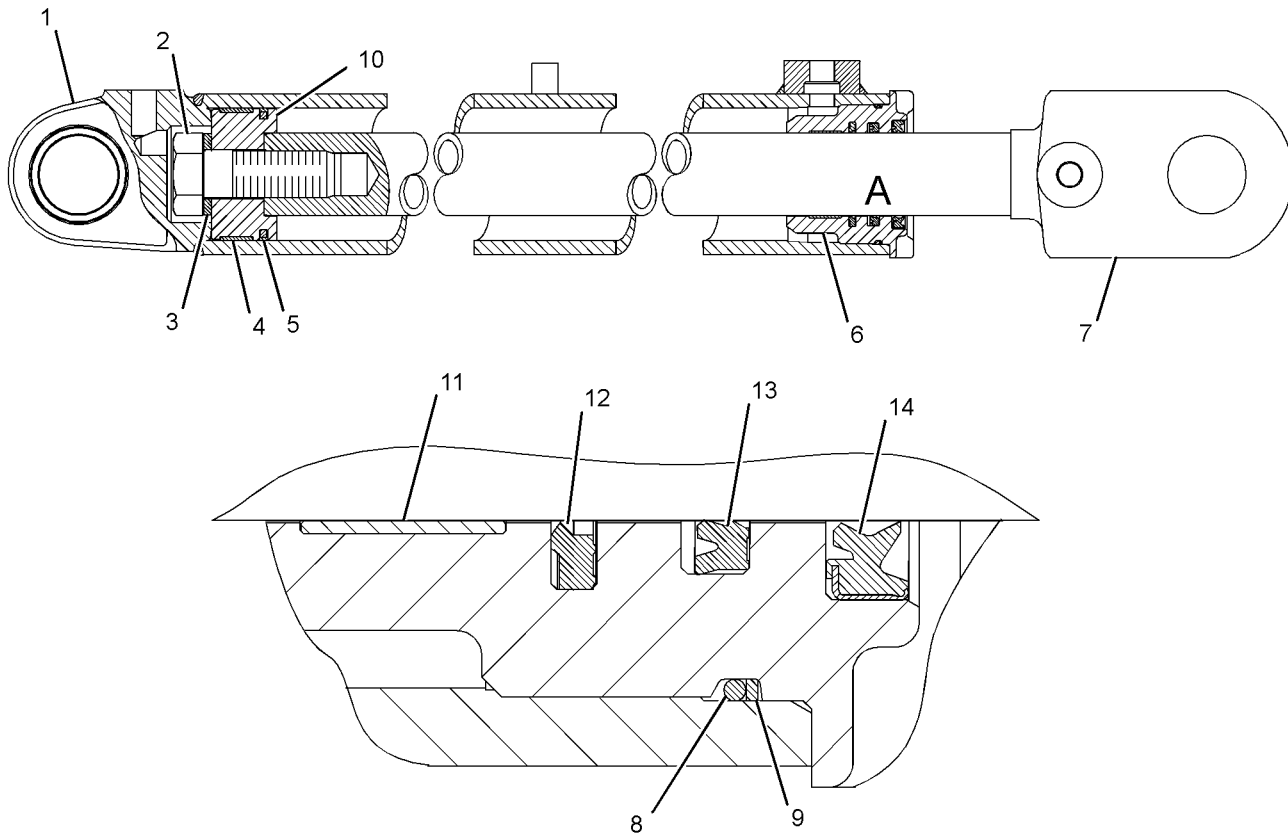
SMCS-4303

i02909923

NOTE	REF NO	GRAPHIC REF	PART NUMBER	QTY	PART NAME	1 2 3 4 5 6 (PRODUCT LEVEL)						SEE PAGE
	1	1	259-4739	1	CYLINDER AS							
		1	135-3161	2	BEARING							
M	2	1	173-9682	1	BOLT (M36X4X100-MM)							
	3	1	7D-5238	1	WASHER (37.5X62X6-MM THK)							
	4	1	6J-2797	1	RING-WEAR							
	5	1	8C-9160	1	SEAL AS							
	6	1	172-9981	1	HEAD							
R	7	1	172-6409	1	ROD AS							
	8	1	175-7900	1	SEAL-O-RING							
	9	1	2K-6830	1	RING-BACKUP							
	10	1	117-7865	1	PISTON							
	11	1	8T-0785	1	RING-WEAR							
	12	1	167-2201	1	SEAL AS-BUFFER							
	13	1	167-2312	1	SEAL-U-CUP							
	14	1	225-3281	1	SEAL-WIPER							

M-METRIC PART

R-REMFG PART MAY BE AVAILABLE



VIEW OF AREA A

GRAPHIC #1

<END>

g01451337

STEERING SYSTEM

259-4737 CYLINDER GP-STEERING-RH

S/N: BXY1-1899

101.6-MM BORE X 928-MM STROKE

PART OF 132-6140 CYLINDER & MTG GP-STEERING

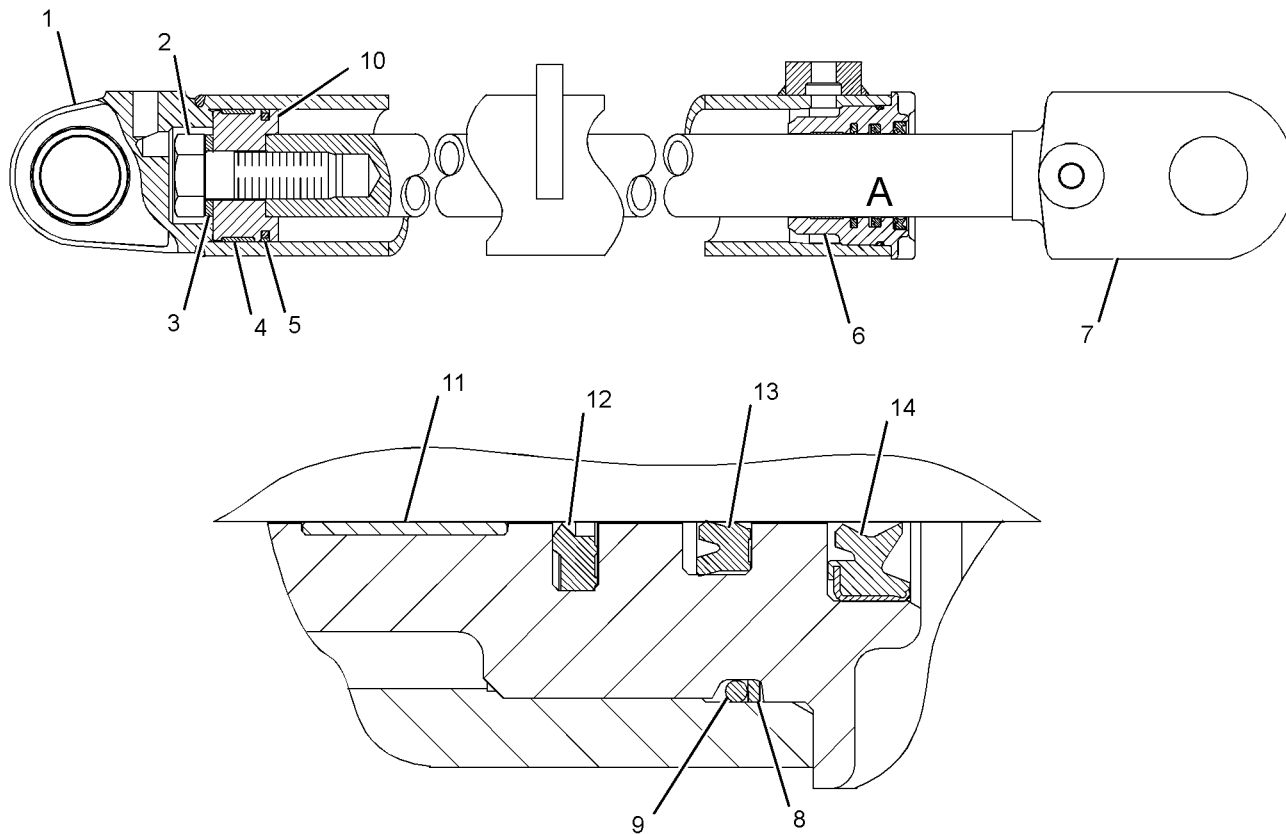
SMCS-4303

i02908867

NOTE	REF NO	GRAPHIC REF	PART NUMBER	QTY	PART NAME						SEE PAGE
					1	2	3	4	5	6 (PRODUCT LEVEL)	
	1	1	259-4738	1	CYLINDER AS						
		1	135-3161	2	BEARING						
M	2	1	173-9682	1	BOLT (M36X4X100-MM)						
	3	1	7D-5238	1	WASHER (37.5X62X6-MM THK)						
	4	1	6J-2797	1	RING-WEAR						
	5	1	8C-9160	1	SEAL AS						
	6	1	172-9981	1	HEAD						
R	7	1	172-6409	1	ROD AS						
	8	1	2K-6830	1	RING-BACKUP						
	9	1	175-7900	1	SEAL-O-RING						
	10	1	117-7865	1	PISTON						
	11	1	8T-0785	1	RING-WEAR						
	12	1	167-2201	1	SEAL AS-BUFFER						
	13	1	167-2312	1	SEAL-U-CUP						
	14	1	225-3281	1	SEAL-WIPER						

M-METRIC PART

R-REMFG PART MAY BE AVAILABLE



VIEW OF AREA A

GRAPHIC #1

<END>

g01451368

STEERING SYSTEM

288-0568 CYLINDER GP-STEERING

S/N: BXY1900-UP

101.6-MM BORE X 928-MM STROKE

PART OF 285-8674 CYLINDER & MTG GP-STEERING

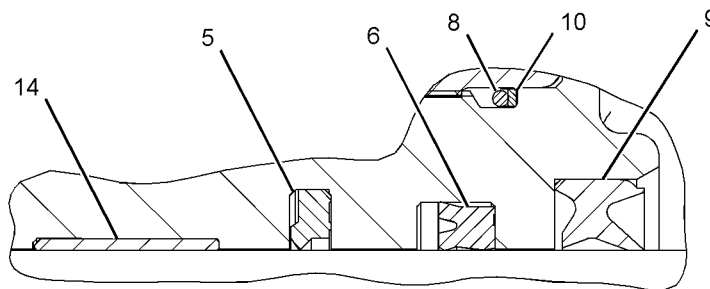
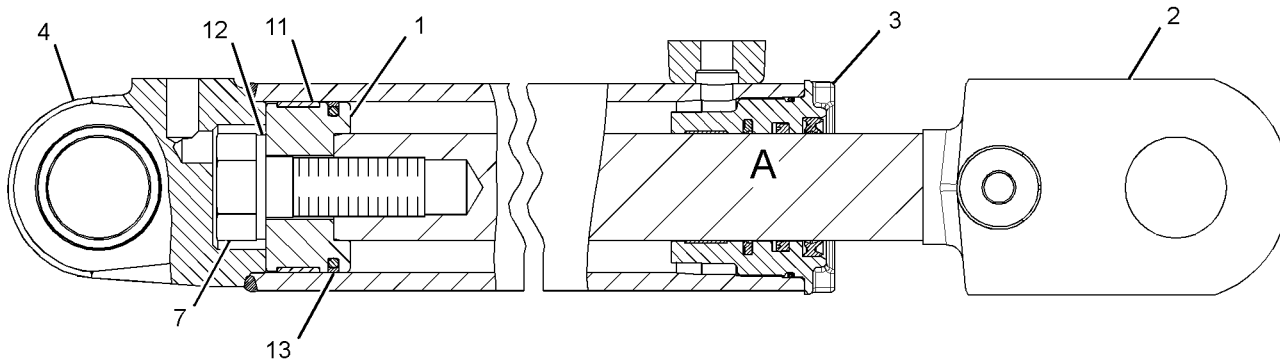
SMCS-4303

i02909954

NOTE	REF NO	GRAPHIC REF	PART NUMBER	QTY	PART NAME						SEE PAGE
					1	2	3	4	5	6 (PRODUCT LEVEL)	
	1	1	117-7865	1	PISTON						
R	2	1	172-6409	1	ROD AS						
	3	1	172-9981	1	HEAD						
	4	1	288-0569	1	CYLINDER AS						
		1	135-3161	2	BEARING						
	5	1	167-2201	1	SEAL AS-BUFFER						
	6	1	167-2312	1	SEAL-U-CUP						
M	7	1	173-9682	1	BOLT (M36X4X100-MM)						
	8	1	175-7900	1	SEAL-O-RING						
	9	1	225-3281	1	SEAL-WIPER						
	10	1	2K-6830	1	RING-BACKUP						
	11	1	6J-2797	1	RING-WEAR						
	12	1	7D-5238	1	WASHER (37.5X62X6-MM THK)						
	13	1	8C-9160	1	SEAL AS						
	14	1	8T-0785	1	RING-WEAR						

M-METRIC PART

R-REMFG PART MAY BE AVAILABLE



VIEW OF AREA A

GRAPHIC #1

<END>

g01449827

STEERING SYSTEM

167-4322 GUARD GP-STEERING CYLINDER

S/N: BXY1-UP

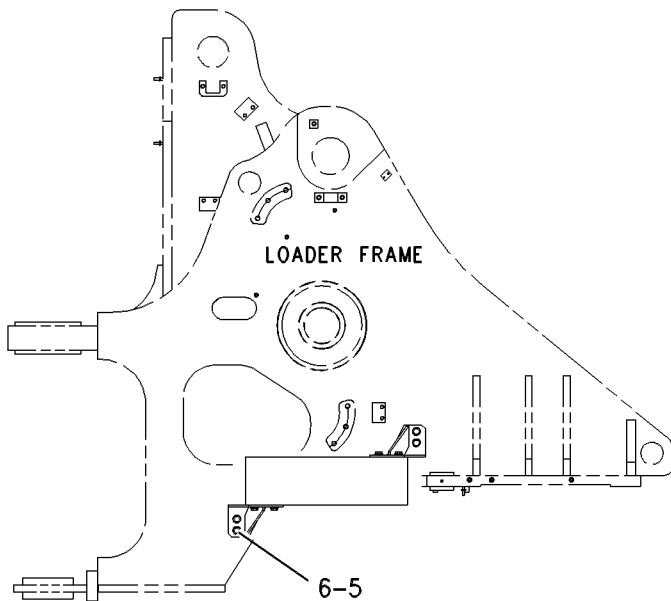
PART OF 352-8277 OPTION AR-GUARD, 2Q-8722, 2Q-8733, 2Q-8744, 2Q-8749,
2Q-8752, 2Q-8753 STEEL MILL AR
AN ATTACHMENT

SMCS-4303, 7164

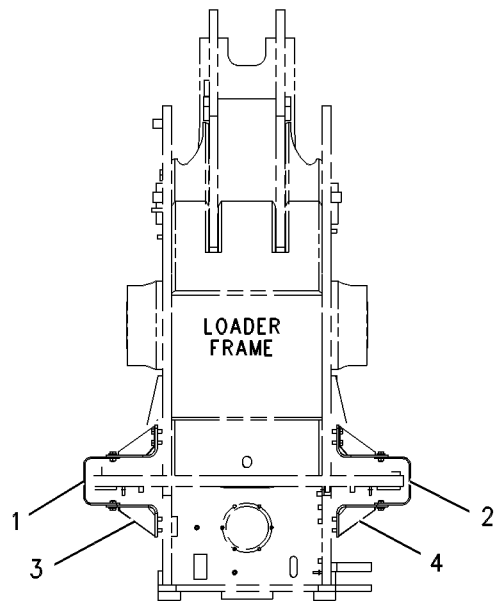
i02788066

NOTE	REF NO	GRAPHIC REF	PART NUMBER	QTY	PART NAME						SEE PAGE
					1	2	3	4	5	6 (PRODUCT LEVEL)	
C	1	1	314-7644	1	GUARD AS (LH)						
C	2	1	314-7642	1	GUARD AS (RH)						
	3	1	168-4658	2	BRACKET AS						
	4	1	168-4659	2	BRACKET AS						
	5	1	7X-0515	16	WASHER-HARD (17X35X5-MM THK)						
M	6	1	8T-4779	16	BOLT (M16X2X35-MM)						

C-CHANGE FROM PREVIOUS TYPE
M-METRIC PART



RIGHT SIDE VIEW



FRONT VIEW

GRAPHIC #1

<END>

g00550192

STEERING SYSTEM

132-6144 LINES GP-SECONDARY STEERING

S/N: BXY1-3999

CANNOT BE USED WITH 151-2384-PAGE 1376
AN ATTACHMENT

SMCS-4304

i03083250

NOTE	REF NO	GRAPHIC REF	PART NUMBER	QTY	PART NAME						SEE PAGE
					1	2	3	4	5	6 (PRODUCT LEVEL)	
C	1	1	153-6249	1	CONNECTOR AS						
		1	3J-1907		SEAL-O-RING						
		1	6V-8397	1	SEAL-O-RING						
		1	8T-8887	1	CONNECTOR						
	2	2	230-5771	1	SWITCH AS-PRESSURE (PRIMARY STEERING OIL)						
		2	102-8803	1	KIT-RECEPTACLE (3-PIN)						
					(INCLUDES RECEPTACLE AS & WEDGE)						
		2	186-3735	3	PIN-CONNECTOR (16-GA TO 18-GA)						
E		2	9X-1813		SLEEVE (30-CM)						
	3	2	141-9666	1	MANIFOLD						
	4	2	154-6659	1	TUBE AS						
I	5	1	155-9457	1	HOSE AS						
CI	6	1	213-7465	1	HOSE AS						
I	7	2	179-3274	1	HOSE AS						
	8	1	5P-4295	1	CLIP						
	9	1	115-3069	1	CLIP AS-CONNECTOR (3-PIN)						
Y	10	2	301-4602	1	VALVE GP-STEERING (WITH SECONDARY STEERING)						1391
Y	11	2	150-7585	1	PUMP GP-GEAR (SECONDARY STEERING)						1371
	12	1,2	1P-4577	4	FLANGE-HALF						
	13	2	1P-4579	2	FLANGE-HALF						
C	14	1	213-7466	1	BRACKET AS						
	15	2	3K-0360	1	SEAL-O-RING						
	16	1	148-8367	1	ELBOW AS						
		1	8C-8988	1	ELBOW						
		1	6V-8397	1	SEAL-O-RING						
	17	1,2	4J-0520	2	SEAL-O-RING						
	18	2	4J-0521	1	SEAL-O-RING						
	19	1	4J-0524	2	SEAL-O-RING						
	20	2	5F-3106	1	SEAL-O-RING						
	21	1	5P-7468	1	CLIP (SLOT)						
	22	1	5P-7469	1	CLIP (TAB)						
	23	1	5P-8444	1	GROMMET						
	24	1	148-8354	1	ELBOW AS						
		1	6V-9002		ELBOW						
		1	3K-0360	1	SEAL-O-RING						
		1	6V-8398	1	SEAL-O-RING						
	25	2	148-8365	1	ELBOW AS						
		2	8T-6876	1	ELBOW						
		2	3J-1907	1	SEAL-O-RING						
		2	6V-8398	1	SEAL-O-RING						
Y	26	2	6E-5566	1	VALVE GP-SELECTOR & PRESS CONT (SECONDARY STEERING)						1386
CM	27	1	8T-4136	1	BOLT (M10X1.5X25-MM)						
	28	2	148-8307	1	ADAPTER AS						
		2	5P-8874	1	ADAPTER						
		2	3J-1907	1	SEAL-O-RING						
	29	1	148-8378	1	ELBOW AS						
		1	6V-8724	1	ELBOW						
		1	3J-1907	1	SEAL-O-RING						
		1	6V-8397	1	SEAL-O-RING						
C	30	2	8T-4223	11	WASHER-HARD (13.5X25.5X3-MM THK)						
M	31	2	8T-5041	3	BOLT (M12X1.75X120-MM)						
	32	2	9X-6772	1	STRAP-CABLE						
C	33	1,2	8T-4121	16	WASHER-HARD (11X21X2.5-MM THK)						
	34	2	6V-8188	4	NUT (1/2-13-THD)						

STEERING SYSTEM

132-6144 LINES GP-SECONDARY STEERING (contd.)

i03083250

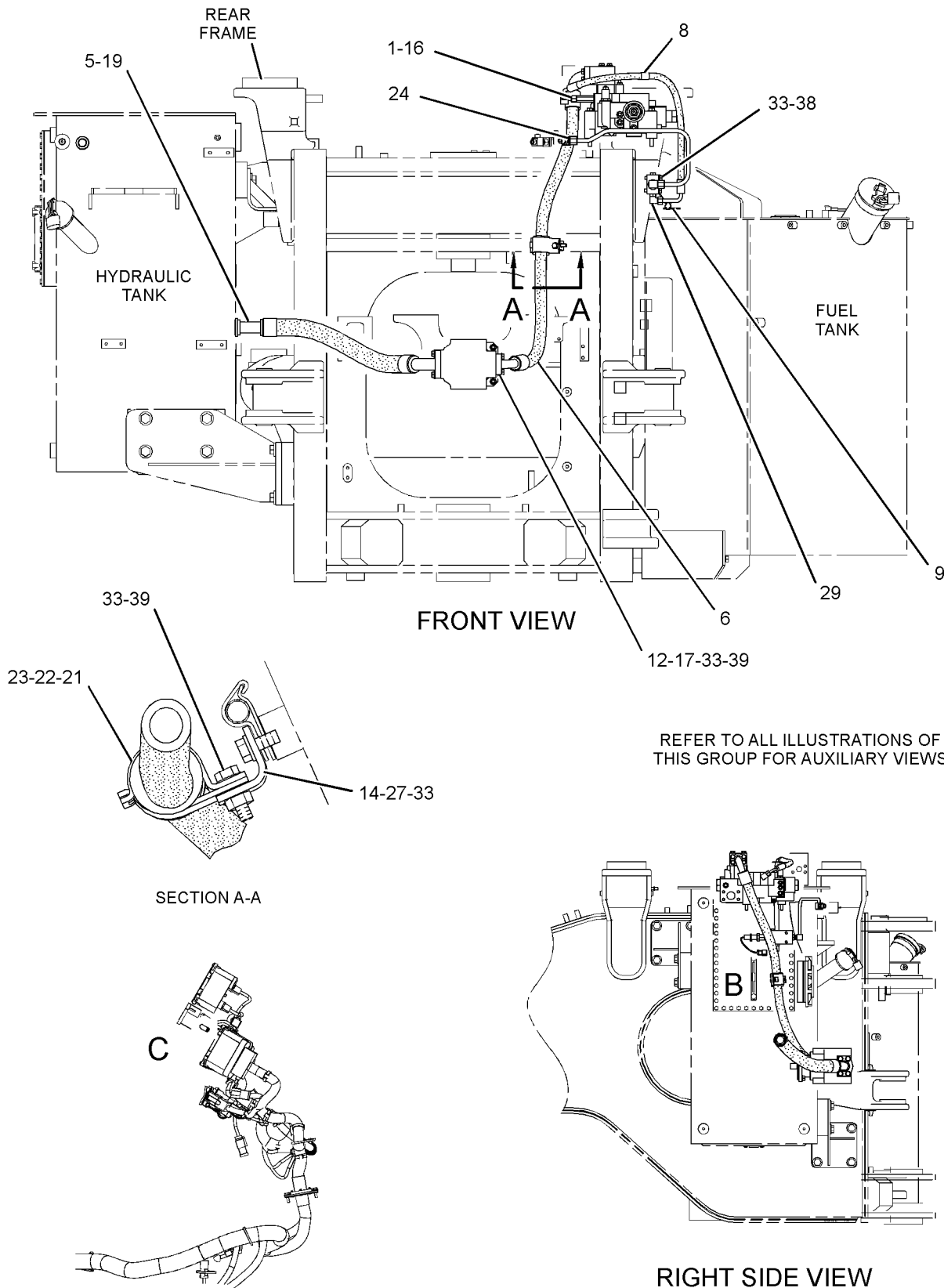
NOTE	REF NO	GRAPHIC REF	PART NUMBER	QTY	PART NAME						SEE PAGE
					1	2	3	4	5	6 (PRODUCT LEVEL)	
M	36	2	8T-4172	4	BOLT (M10X1.5X80-MM)						
M	37	2	8T-4184	4	BOLT (M12X1.75X45-MM)						
M	38	1	8T-4185	2	BOLT (M10X1.5X50-MM)						
CM	39	1,2	8T-4196	9	BOLT (M10X1.5X35-MM)						
Y	40	2	327-8026	1	LAMP GP-INDICATOR						340

C-CHANGE FROM PREVIOUS TYPE
 E-ORDER BY THE CENTIMETER
 I-REFER TO HYDRAULIC INFORMATION SYSTEM
 M-METRIC PART
 Y-SEPARATE ILLUSTRATION

STEERING SYSTEM

132-6144 LINES GP-SECONDARY STEERING (contd.)

i03083250



REFER TO ALL ILLUSTRATIONS OF THIS GROUP FOR AUXILIARY VIEWS

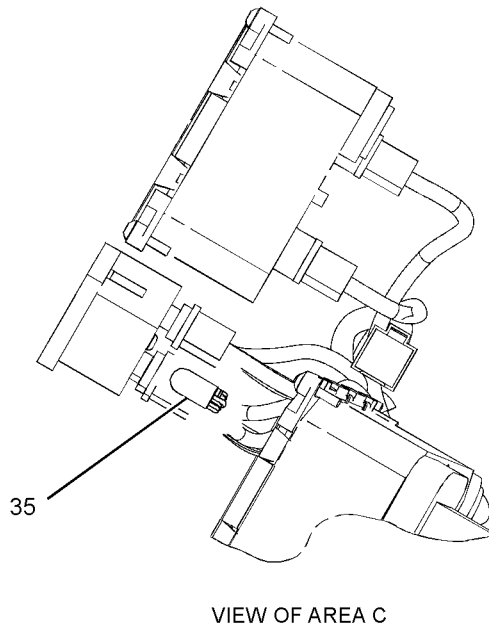
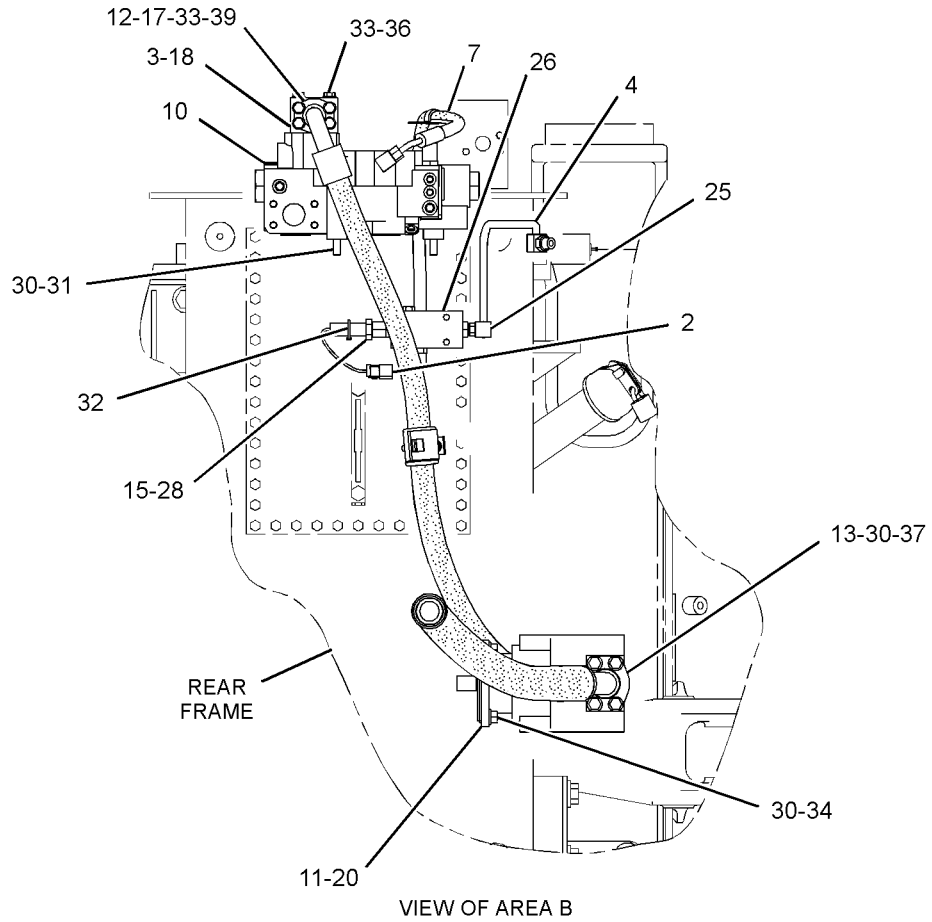
GRAPHIC #1

g01231970

STEERING SYSTEM

132-6144 LINES GP-SECONDARY STEERING (contd.)

i03083250



GRAPHIC #2

<END>

g01232136

STEERING SYSTEM

132-6144 LINES GP-SECONDARY STEERING

S/N: BXY4000-UP

CANNOT BE USED WITH 151-2384-PAGE 1376
AN ATTACHMENT

SMCS-4304

i03769474

NOTE	REF NO	GRAPHIC REF	PART NUMBER	QTY	PART NAME 1 2 3 4 5 6 (PRODUCT LEVEL)	SEE PAGE
	1	1	153-6249	1	CONNECTOR AS	
		1	3J-1907	1	SEAL-O-RING	
		1	6V-8397	1	SEAL-O-RING	
		1	8T-8887	1	CONNECTOR	
	2	2	313-5104	1	SWITCH AS-PRESSURE (PRIMARY STEERING OIL)	
		2	102-8803	1	KIT-RECEPTACLE (3-PIN) (INCLUDES RECEPTACLE AS & WEDGE)	
		2	8T-8729	3	PIN-CONNECTOR (16-GA TO 18-GA)	
E		2	9X-1813		SLEEVE (30-CM)	
	3	2	141-9666	1	MANIFOLD	
	4	2	154-6659	1	TUBE AS	
I	5	1	155-9457	1	HOSE AS	
I	6	1	213-7465	1	HOSE AS	
I	7	2	179-3274	1	HOSE AS	
C	8	1	6D-4246	1	CLIP	
	9	1	115-3069	1	CLIP AS-CONNECTOR (3-PIN)	
Y	10	2	301-4602	1	VALVE GP-STEERING (WITH SECONDARY STEERING)	1391
Y	11	2	150-7585	1	PUMP GP-GEAR (SECONDARY STEERING)	1371
	12	1,2	1P-4577	4	FLANGE-HALF	
	13	2	1P-4579	2	FLANGE-HALF	
	14	1	213-7466	1	BRACKET AS	
	15	2	3K-0360	1	SEAL-O-RING	
	16	1	148-8367	1	ELBOW AS	
		1	6V-8397	1	SEAL-O-RING	
		1	6V-9850	1	ELBOW	
	17	1,2	4J-0520	2	SEAL-O-RING	
	18	2	4J-0521	1	SEAL-O-RING	
	19	1	4J-0524	2	SEAL-O-RING	
	20	2	5F-3106	1	SEAL-O-RING	
	21	1	5P-7468	1	CLIP (SLOT)	
	22	1	5P-7469	1	CLIP (TAB)	
	23	1	5P-8444	1	GROMMET	
	24	1	148-8354	1	ELBOW AS	
		1	6V-9002	1	ELBOW	
		1	3K-0360	1	SEAL-O-RING	
		1	6V-8398	1	SEAL-O-RING	
	25	2	148-8365	1	ELBOW AS	
		2	8T-6876	1	ELBOW	
		2	3J-1907	1	SEAL-O-RING	
		2	6V-8398	1	SEAL-O-RING	
Y	26	2	6E-5566	1	VALVE GP-SELECTOR & PRESS CONT (SECONDARY STEERING)	1386
CM	27	1	8T-4136	1	BOLT (M10X1.5X25-MM)	
	28	2	148-8307	1	ADAPTER AS	
		2	5P-8874	1	ADAPTER	
		2	3J-1907	1	SEAL-O-RING	
	29	1	148-8378	1	ELBOW AS	
		1	6V-8724	1	ELBOW	
		1	3J-1907	1	SEAL-O-RING	
		1	6V-8397	1	SEAL-O-RING	
C	30	2	8T-4223	8	WASHER-HARD (13.5X25.5X3-MM THK)	
C	31	1	121-1343	1	PLATE AS	
M		1	8T-3490	1	NUT-WELD (M10X1.5-THD)	
	32	2	9X-6772	1	STRAP-CABLE	
C	33	1,2	8T-4121	17	WASHER-HARD (11X21X2.5-MM THK)	

STEERING SYSTEM

132-6144 LINES GP-SECONDARY STEERING (contd.)

i03769474

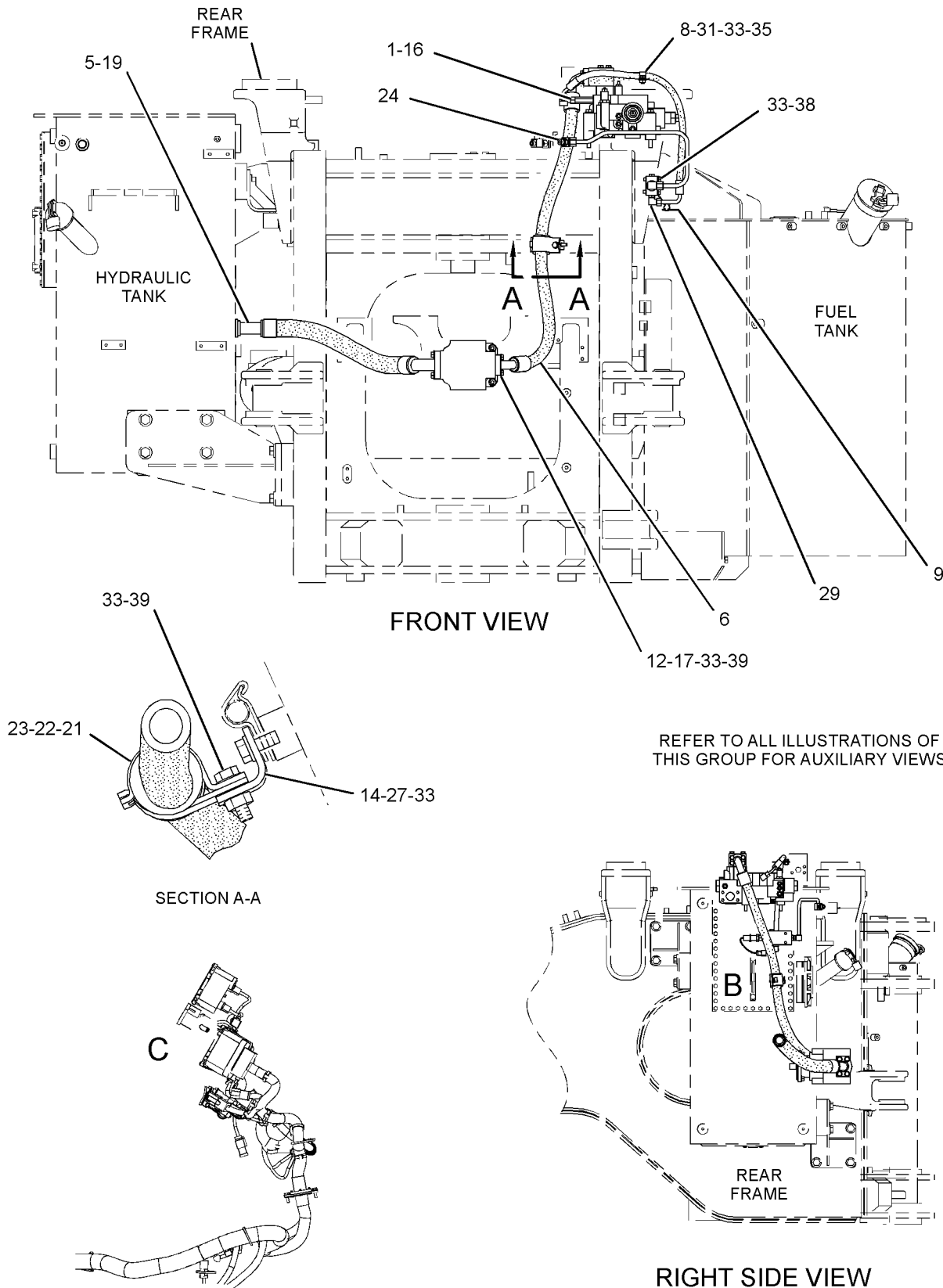
NOTE	REF NO	GRAPHIC REF	PART NUMBER	QTY	PART NAME						SEE PAGE
					1	2	3	4	5	6 (PRODUCT LEVEL)	
	34	2	6V-8188	4	NUT (1/2-13-THD)						
M	35	1	8T-4137	1	BOLT (M10X1.5X20-MM)						
M	36	2	8T-4172	4	BOLT (M10X1.5X80-MM)						
M	37	2	8T-4184	4	BOLT (M12X1.75X45-MM)						
M	38	1	8T-4185	2	BOLT (M10X1.5X50-MM)						
M	39	1,2	8T-4196	9	BOLT (M10X1.5X35-MM)						
Y	40	2	327-8026	1	LAMP GP-INDICATOR						340

C-CHANGE FROM PREVIOUS TYPE
 E-ORDER BY THE CENTIMETER
 I-REFER TO HYDRAULIC INFORMATION SYSTEM
 M-METRIC PART
 Y-SEPARATE ILLUSTRATION

STEERING SYSTEM

132-6144 LINES GP-SECONDARY STEERING (contd.)

i03769474



REFER TO ALL ILLUSTRATIONS OF THIS GROUP FOR AUXILIARY VIEWS

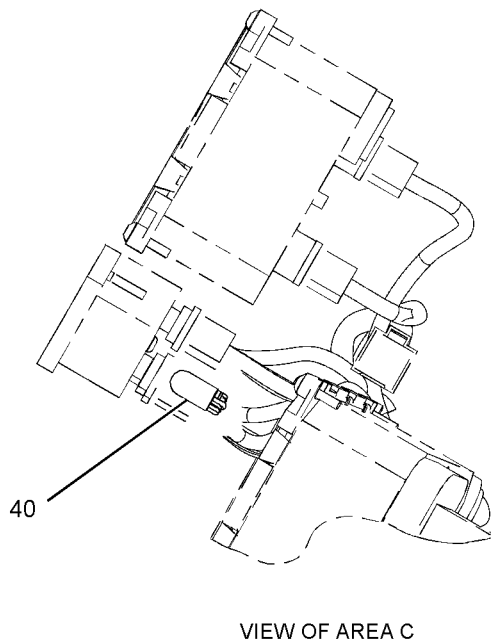
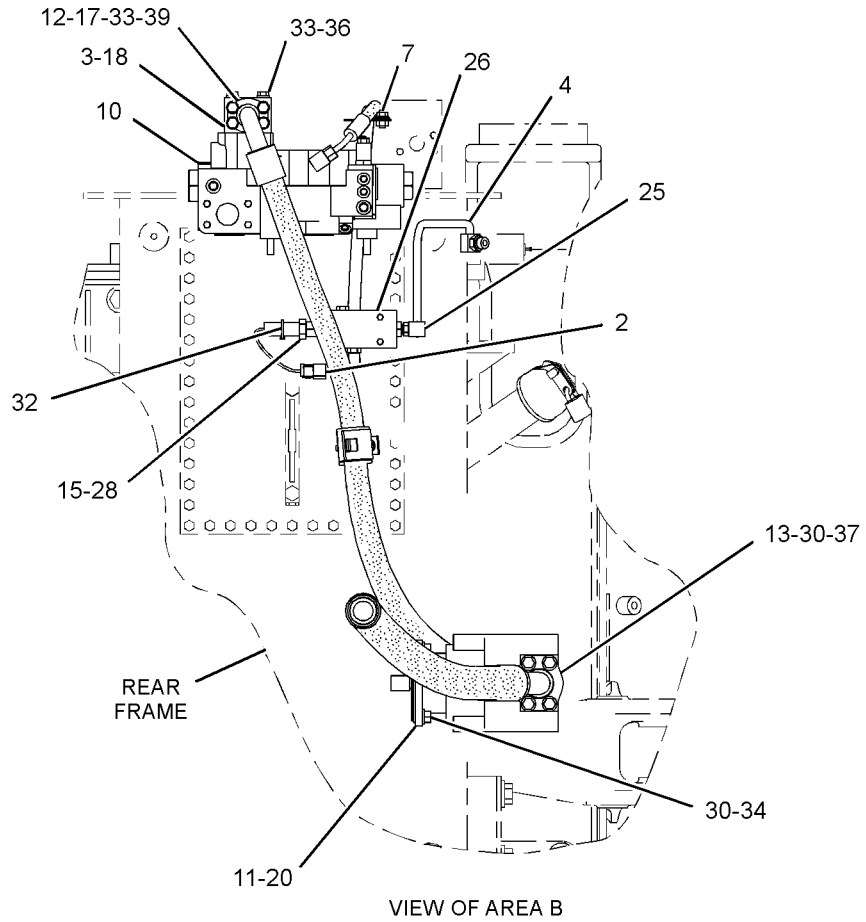
GRAPHIC #1

g02041835

STEERING SYSTEM

132-6144 LINES GP-SECONDARY STEERING (contd.)

i03769474



GRAPHIC #2

<END>

g02041836

STEERING SYSTEM

247-8540 LINES GP-STEERING

S/N: BXY1-957

PART OF 225-5449 HYDRAULIC AR

SMCS-4304

i02305490

NOTE	REF NO	GRAPHIC REF	PART NUMBER	QTY	PART NAME						SEE PAGE
					1	2	3	4	5	6 (PRODUCT LEVEL)	
	1	1	0A-3721	4	CLIP						
	2	1	6V-0852	3	CAP-DUST						
	3	1	2B-0941	1	SPACER (10.5X19X19-MM THK)						
	4	1	108-7550	2	CLIP						
	5	1	116-4731	4	ELBOW						
	6	2	127-4667	1	STRIP AS						
M		2	8T-3490	1	NUT-WELD (M10X1.5-THD)						
	7	2	134-8459	2	PLATE						
I	8	1	141-9520	1	HOSE AS						
I	9	1	141-9521	1	HOSE AS						
	10	2	143-4158	2	CLIP						
	11	2	151-2680	1	PLATE AS						
M		2	8T-3597	3	NUT-WELD (M12X1.75-THD)						
	12	1	162-2127	1	TUBE AS						
	13	1	162-2128	1	TUBE AS						
I	14	1	162-8455	1	HOSE AS						
	15	1	163-5442	1	BRACKET AS						
	16	2	163-5596	1	MANIFOLD						
	17	1	165-4931	1	ELBOW AS						
		1	3J-1907	1	SEAL-O-RING						
		1	6V-8077	1	ELBOW						
	18	1,2	216-9195	2	MANIFOLD						
I	19	1	226-2045	1	HOSE AS						
	20	1	241-6215	2	ELBOW AS						
					(EACH INCLUDES)						
		1	3J-1907	1	SEAL-O-RING						
		1	6V-8076	1	ELBOW						
	21	1	247-8531	1	TUBE AS						
	22	1	247-8532	1	TUBE AS						
I	23	1	247-8536	1	HOSE AS						
I	24	1	247-8537	1	HOSE AS						
I	25	1	247-8538	1	HOSE AS						
	26	2	252-1285	1	TUBE AS						
	27	2	253-4280	2	ELBOW						
	28	2	257-7804	1	TUBE AS						
	29	2	148-8353	1	ELBOW AS						
		2	3J-1907	1	SEAL-O-RING						
		2	6V-8397	1	SEAL-O-RING						
		2	6V-9001	1	ELBOW						
	30	1	148-8378	1	ELBOW AS						
		1	3J-1907	1	SEAL-O-RING						
		1	6V-8397	1	SEAL-O-RING						
		1	6V-8724	1	ELBOW						
	31	2	148-8407	1	PLUG AS						
		2	3J-1907	1	SEAL-O-RING						
		2	9S-4191	1	PLUG-O-RING						
	32	1	153-6236	2	REDUCER AS						
		1	6V-8946	1	REDUCER						
		1	6V-9746	1	SEAL-O-RING						
YR	33	1	153-9624	1	PUMP GP-PISTON (STEERING)						1373
	34	1	164-5567	3	COUPLER AS-QUICK DISCONNECT						
		1	3J-1907	1	SEAL-O-RING						
		1	6V-3965	1	FITTING (QUICK DISCONNECT)						
	35	1	247-8529	1	TUBE AS						
	36	1	247-8530	1	TUBE AS						
I	37	1	247-8535	1	HOSE AS						

STEERING SYSTEM

247-8540 LINES GP-STEERING (contd.)

i02305490

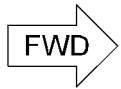
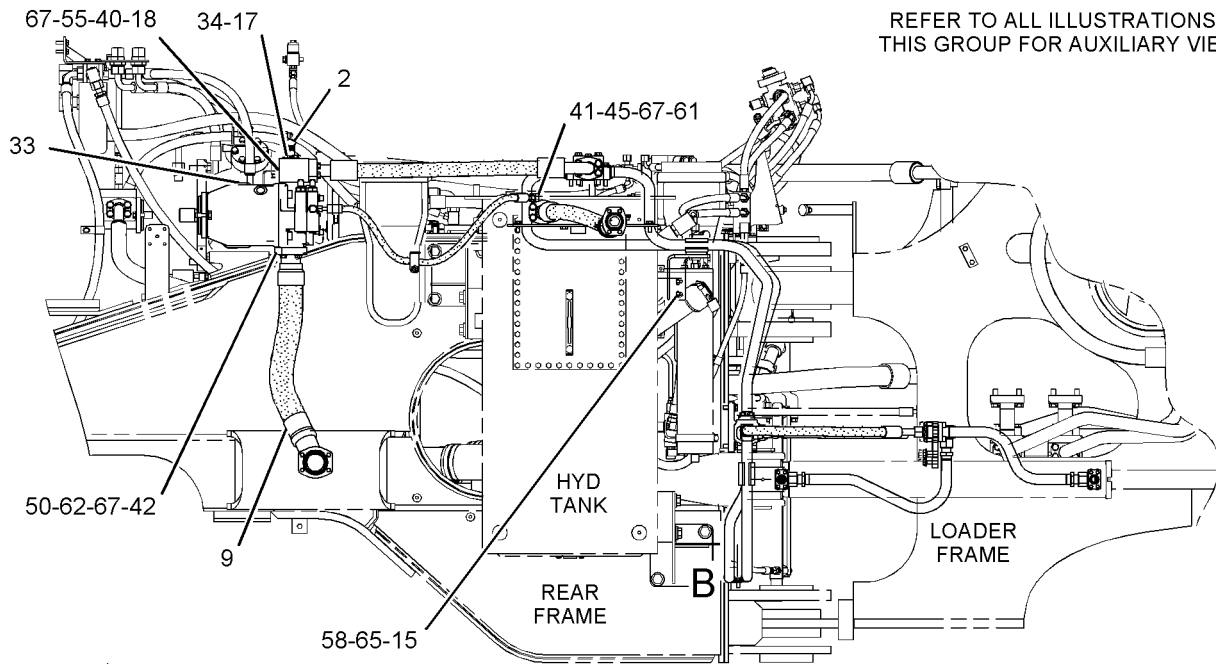
NOTE	REF NO	GRAPHIC REF	PART NUMBER	QTY	PART NAME						SEE PAGE
					1	2	3	4	5	6 (PRODUCT LEVEL)	
	38	1,2	1P-3702	6	SEAL-RECTANGULAR						
	39	2	1P-3703	2	SEAL-RECTANGULAR						
	40	1,2	1P-3704	6	SEAL-RECTANGULAR						
	41	1	1P-4579	4	FLANGE-HALF						
	42	1	1P-4584	4	FLANGE-HALF						
	43	1,2	1P-5767	4	FLANGE-HALF						
	44	2	1S-0994	1	CLIP						
	45	1	4J-0524	2	SEAL-O-RING						
	46	1,2	4J-5267	10	SEAL-O-RING						
	47	1	5F-3106	1	SEAL-O-RING						
	48	1,2	5K-9090	8	SEAL-O-RING						
	49	1	5P-7703	1	GROMMET						
	50	1	6J-2680	2	SEAL-O-RING						
	51	1	6V-1572	1	CLIP (SLOT)						
	52	1	6V-1573	1	CLIP (TAB)						
	53	1	6V-9746	5	SEAL-O-RING						
	54	2	7X-0584	8	WASHER-HARD (13.5X20.5X2-MM THK)						
M	55	1,2	7X-2549	8	BOLT (M12X1.75X100-MM)						
	56	1,2	7Y-3729	5	FLANGE						
	57	2	8C-3205	2	FLANGE-HALF						
	58	1,2	8T-4121	55	WASHER-HARD (11X21X2.5-MM THK)						
M	59	1	8T-4136	2	BOLT (M10X1.5X25-MM)						
M	60	2	8T-4139	4	BOLT (M12X1.75X30-MM)						
M	61	1,2	8T-4183	18	BOLT (M12X1.75X40-MM)						
M	62	1	8T-4184	8	BOLT (M12X1.75X45-MM)						
M	63	2	8T-4191	1	BOLT (M10X1.5X16-MM)						
M	64	1,2	8T-4194	8	BOLT (M12X1.75X50-MM)						
M	65	1,2	8T-4195	12	BOLT (M10X1.5X30-MM)						
M	66	1	8T-4196	16	BOLT (M10X1.5X35-MM)						
	67	1,2	8T-4223	56	WASHER-HARD (13.5X25.5X3-MM THK)						
M	68	2	8T-4648	8	BOLT (M12X1.75X70-MM)						
M	69	2	8T-4956	8	BOLT (M12X1.75X35-MM)						
M	70	1,2	8T-6466	24	BOLT (M10X1.5X60-MM)						
M	71	1	8T-7338	2	BOLT (M16X2X45-MM)						
M	72	2	9X-6032	16	BOLT-SOCKET HEAD (M10X1.5X30-MM)						
	73	1	9X-8257	2	WASHER (17.5X30X3.5-MM THK)						

I-REFER TO HYDRAULIC INFORMATION SYSTEM
M-METRIC PART
R-REMG PART MAY BE AVAILABLE
Y-SEPARATE ILLUSTRATION

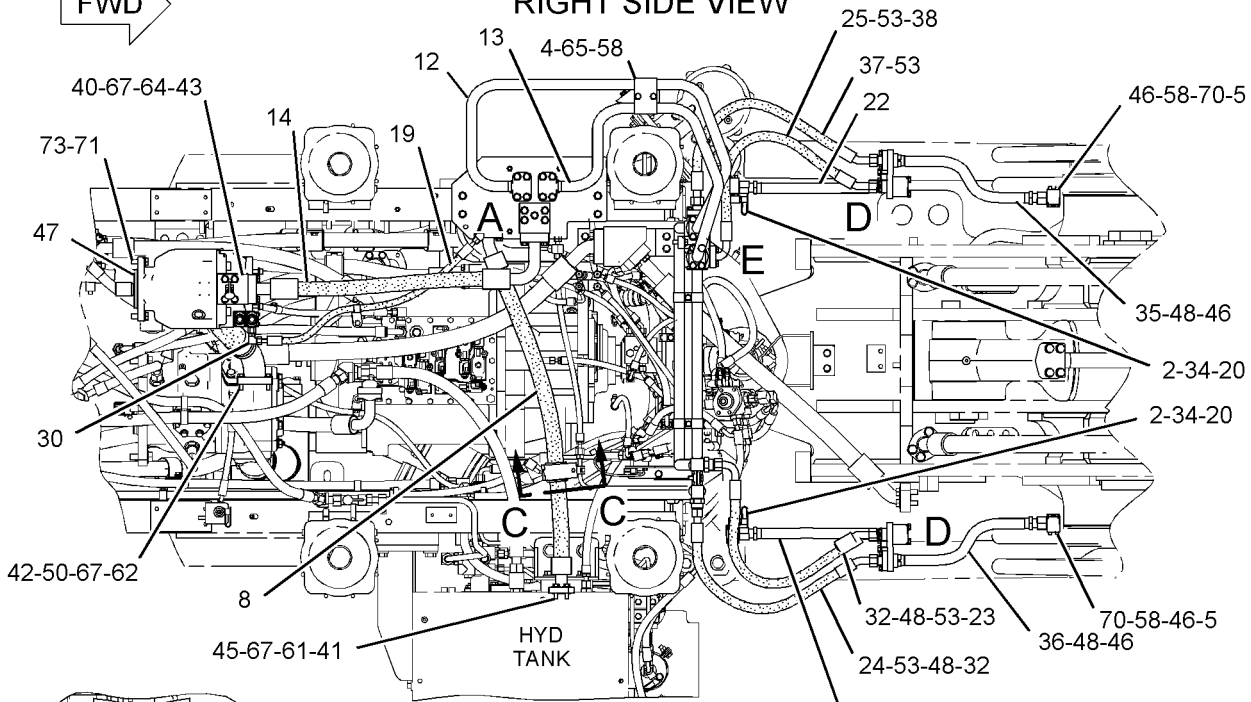
STEERING SYSTEM

247-8540 LINES GP-STEERING (contd.)

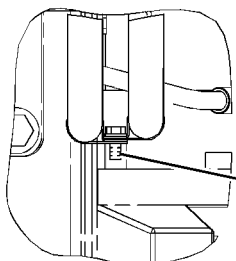
i02305490



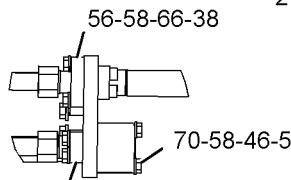
RIGHT SIDE VIEW



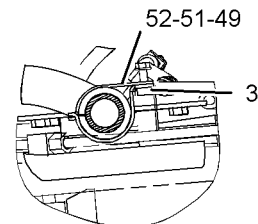
TOP VIEW



VIEW OF AREA B



VIEW OF AREA D



SECTION C-C

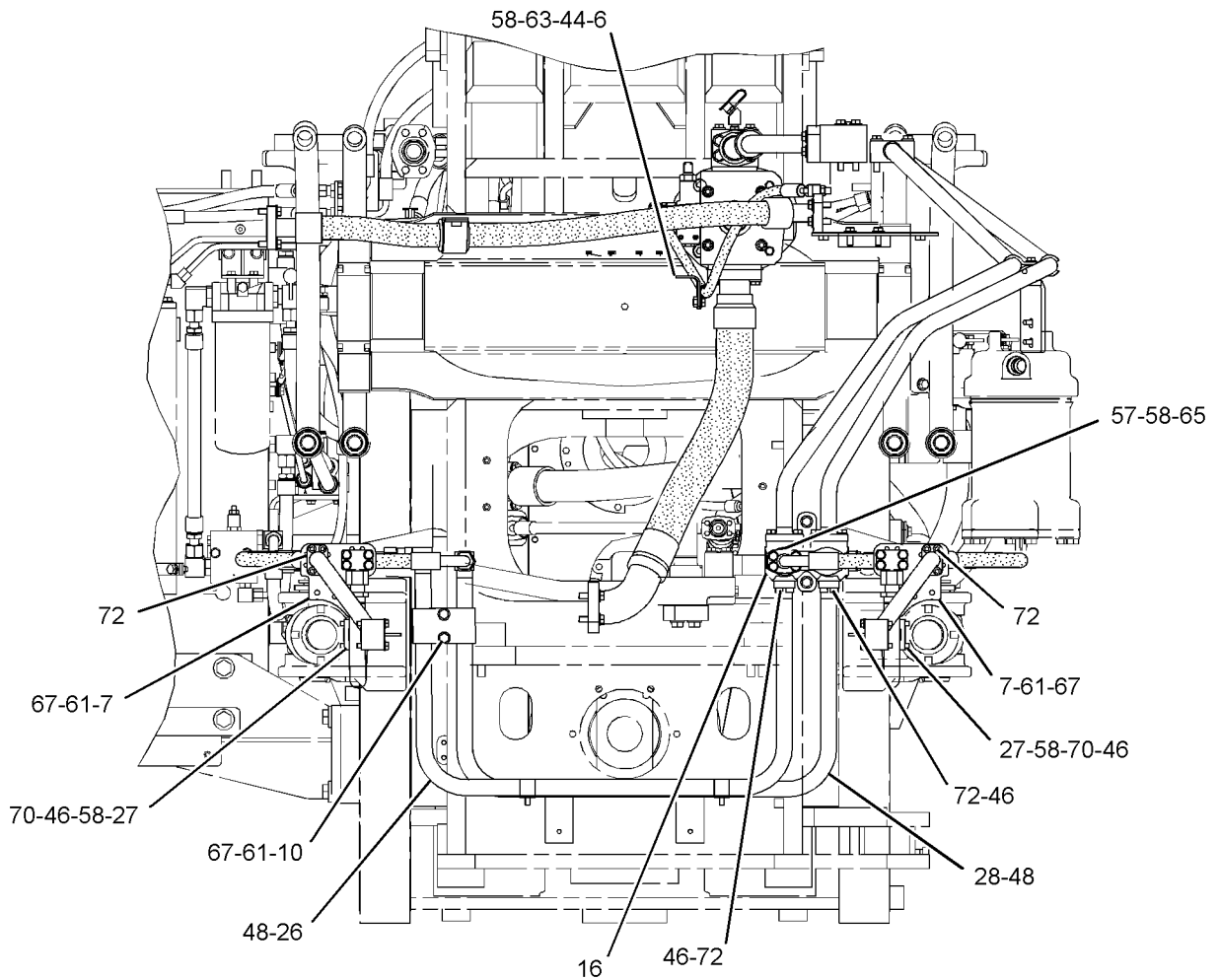
GRAPHIC #1

g01118861

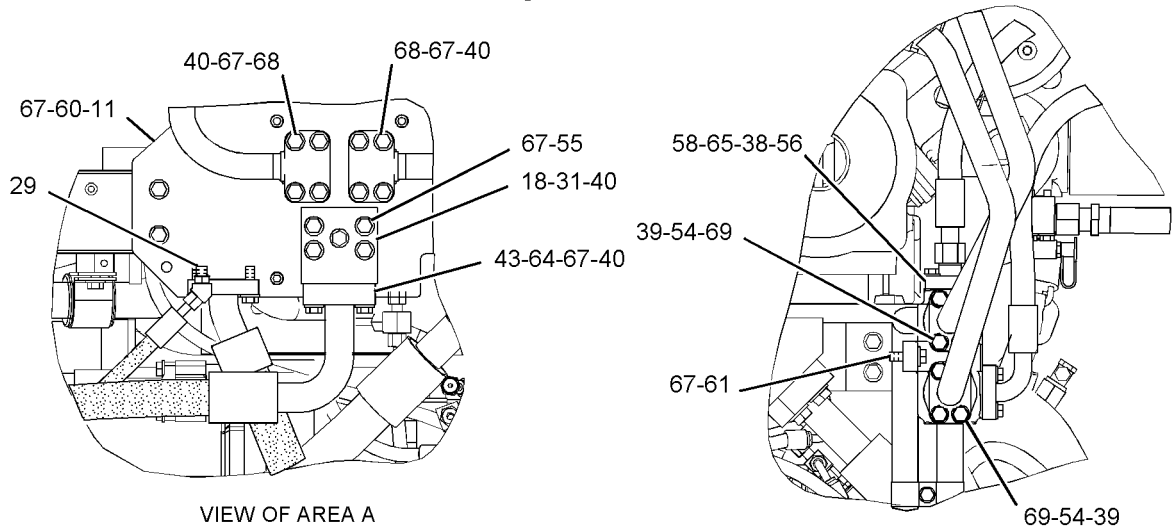
STEERING SYSTEM

247-8540 LINES GP-STEERING (contd.)

i02305490



FRONT VIEW



VIEW OF AREA A

VIEW OF AREA E

GRAPHIC #2

<END>

g01118862

STEERING SYSTEM

247-8540 LINES GP-STEERING

S/N: BXY958-1899

PART OF 225-5449 HYDRAULIC AR

SMCS-4304

i02541258

NOTE	REF NO	GRAPHIC REF	PART NUMBER	QTY	PART NAME						SEE PAGE
					1	2	3	4	5	6 (PRODUCT LEVEL)	
	1	2	0A-3721	4	CLIP						
	2	1	2B-0941	1	SPACER (10.5X19X19-MM THK)						
	3	1,2	6V-0852	3	CAP-DUST						
	4	1	108-7550	2	CLIP						
C	5	1	109-5816	2	ELBOW						
	6	2	127-4667	1	STRIP AS						
	7	2	134-8459	2	PLATE						
I	8	1	141-9520	1	HOSE AS						
I	9	2	141-9521	1	HOSE AS						
	10	2	143-4158	2	CLIP						
	11	1	151-2680	1	PLATE AS						
M		1	8T-3597	3	NUT-WELD (M12X1.75-THD)						
	12	1	162-2127	1	TUBE AS						
	13	1	162-2128	1	TUBE AS						
I	14	1	162-8455	1	HOSE AS						
	15	2	163-5442	1	BRACKET AS						
	16	2	163-5596	1	MANIFOLD						
	17	2	165-4931	1	ELBOW AS						
		2	3J-1907	1	SEAL-O-RING						
		2	6V-8077	1	ELBOW						
	18	1,2	216-9195	2	MANIFOLD						
I	19	1	226-2045	1	HOSE AS						
	20	1	241-6215	2	ELBOW AS						
					(EACH INCLUDES)						
		1	3J-1907	1	SEAL-O-RING						
		1	6V-8076	1	ELBOW						
I	21	1	247-8536	1	HOSE AS						
I	22	1	247-8538	1	HOSE AS						
	23	2	252-1285	1	TUBE AS						
	24	2	253-4280	2	ELBOW						
	25	2	257-7804	1	TUBE AS						
CI	26	1	290-4821	2	HOSE AS						
CI	27	1	290-4822	2	HOSE AS						
CI	28	1	292-1312	2	HOSE AS						
CM	29	1	085-8091	8	BOLT (M10X1.5X55-MM)						
	30	1	148-8353	1	ELBOW AS						
		1	3J-1907	1	SEAL-O-RING						
		1	6V-8397	1	SEAL-O-RING						
		1	6V-9001	1	ELBOW						
	31	1	148-8378	1	ELBOW AS						
		1	3J-1907	1	SEAL-O-RING						
		1	6V-8397	1	SEAL-O-RING						
		1	6V-8724	1	ELBOW						
	32	1	148-8407	1	PLUG AS						
		1	3J-1907	1	SEAL-O-RING						
		1	9S-4191	1	PLUG-O-RING						
C	33	1	153-6236	4	REDUCER AS						
					(EACH INCLUDES)						
		1	6V-8946	1	REDUCER						
		1	6V-9746	1	SEAL-O-RING						
YR	34	2	153-9624	1	PUMP GP-PISTON (STEERING)						1373
	35	1,2	164-5567	3	COUPLER AS-QUICK DISCONNECT						
					(EACH INCLUDES)						
		1,2	3J-1907	1	SEAL-O-RING						
		1,2	6V-3965	1	FITTING (QUICK DISCONNECT)						
C	36	1,2	1P-3702	8	SEAL-RECTANGULAR						

STEERING SYSTEM

247-8540 LINES GP-STEERING (contd.)

i02541258

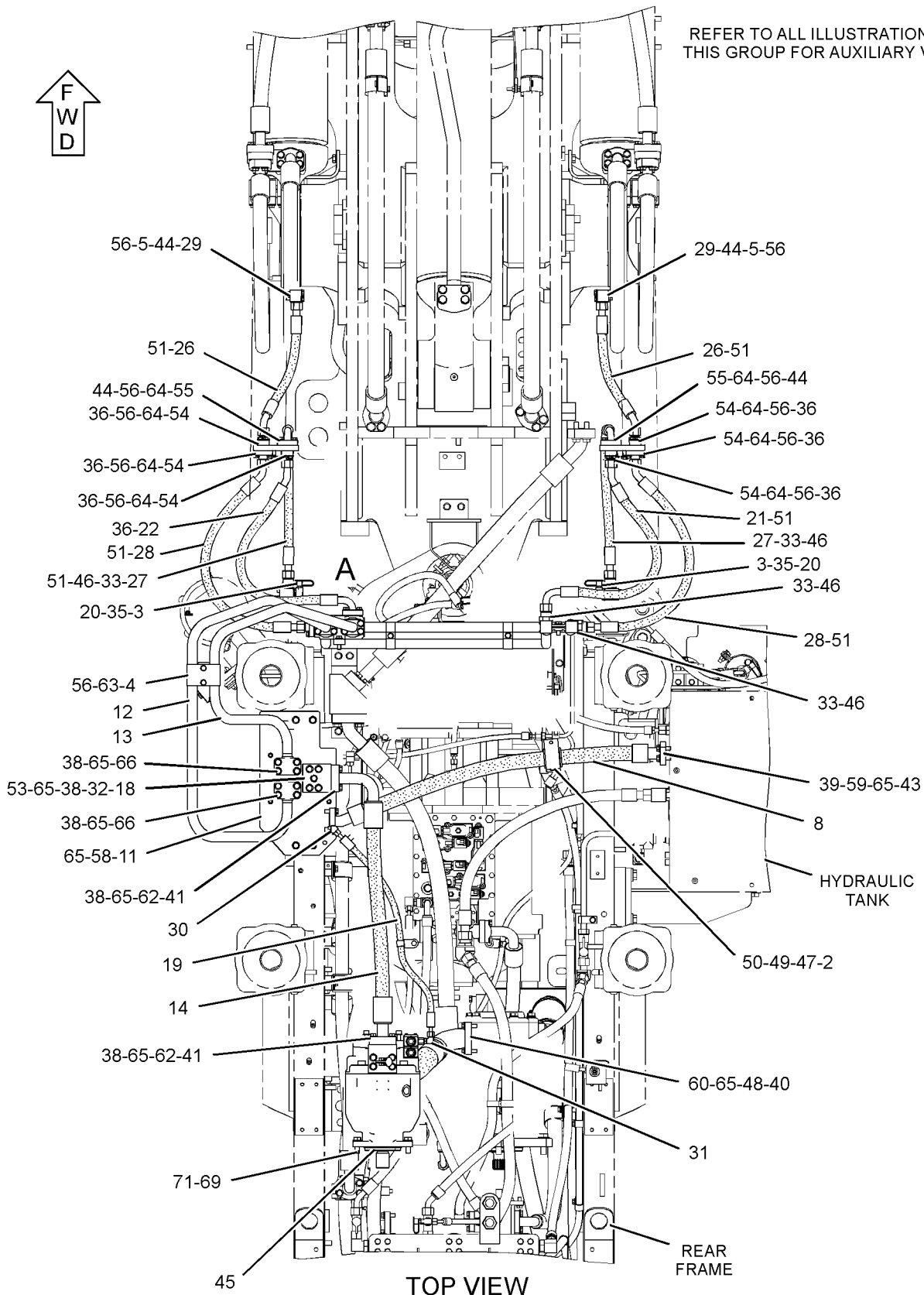
NOTE	REF NO	GRAPHIC REF	PART NUMBER	QTY	PART NAME						SEE PAGE
					1	2	3	4	5	6 (PRODUCT LEVEL)	
	37	2	1P-3703	2	SEAL-RECTANGULAR						
	38	1,2	1P-3704	6	SEAL-RECTANGULAR						
	39	1,2	1P-4579	4	FLANGE-HALF						
	40	1,2	1P-4584	4	FLANGE-HALF						
	41	1	1P-5767	4	FLANGE-HALF						
	42	2	1S-0994	1	CLIP						
	43	1,2	4J-0524	2	SEAL-O-RING						
C	44	1,2	4J-5267	8	SEAL-O-RING						
	45	1	5F-3106	1	SEAL-O-RING						
C	46	1	5K-9090	4	SEAL-O-RING						
	47	1	5P-7703	1	GROMMET						
	48	1,2	6J-2680	2	SEAL-O-RING						
	49	1	6V-1572	1	CLIP (SLOT)						
	50	1	6V-1573	1	CLIP (TAB)						
C	51	1	6V-9746	9	SEAL-O-RING						
	52	2	7X-0584	8	WASHER-HARD (13.5X20.5X2-MM THK)						
M	53	1,2	7X-2549	8	BOLT (M12X1.75X100-MM)						
C	54	1,2	7Y-3729	7	FLANGE						
C	55	1,2	8C-3205	6	FLANGE-HALF						
C	56	1,2	8T-4121	63	WASHER-HARD (11X21X2.5-MM THK)						
M	57	2	8T-4136	2	BOLT (M10X1.5X25-MM)						
M	58	1	8T-4139	4	BOLT (M12X1.75X30-MM)						
M	59	1,2	8T-4183	18	BOLT (M12X1.75X40-MM)						
M	60	1,2	8T-4184	8	BOLT (M12X1.75X45-MM)						
M	61	2	8T-4191	1	BOLT (M10X1.5X16-MM)						
M	62	1	8T-4194	8	BOLT (M12X1.75X50-MM)						
M	63	1,2	8T-4195	12	BOLT (M10X1.5X30-MM)						
CM	64	1	8T-4196	32	BOLT (M10X1.5X35-MM)						
	65	1,2	8T-4223	56	WASHER-HARD (13.5X25.5X3-MM THK)						
M	66	1	8T-4648	8	BOLT (M12X1.75X70-MM)						
M	67	2	8T-4956	8	BOLT (M12X1.75X35-MM)						
CM	68	2	8T-6466	8	BOLT (M10X1.5X60-MM)						
M	69	1	8T-7338	2	BOLT (M16X2X45-MM)						
CM	70	2	9X-6032	8	BOLT-SOCKET HEAD (M10X1.5X30-MM)						
	71	1	9X-8257	2	WASHER (17.5X30X3.5-MM THK)						

C-CHANGE FROM PREVIOUS TYPE
 I-REFER TO HYDRAULIC INFORMATION SYSTEM
 M-METRIC PART
 R-REMG PART MAY BE AVAILABLE
 Y-SEPARATE ILLUSTRATION

STEERING SYSTEM

247-8540 LINES GP-STEERING (contd.)

i02541258



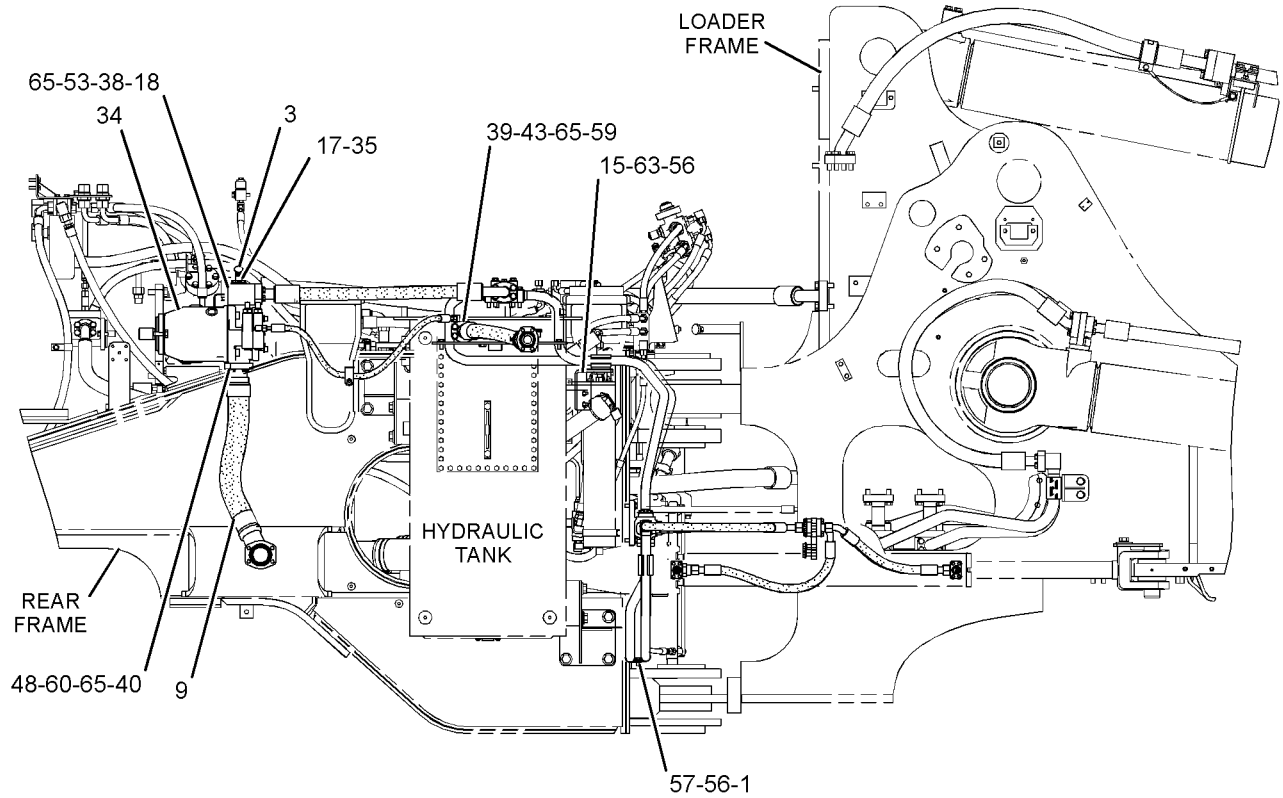
GRAPHIC #1

g01276043

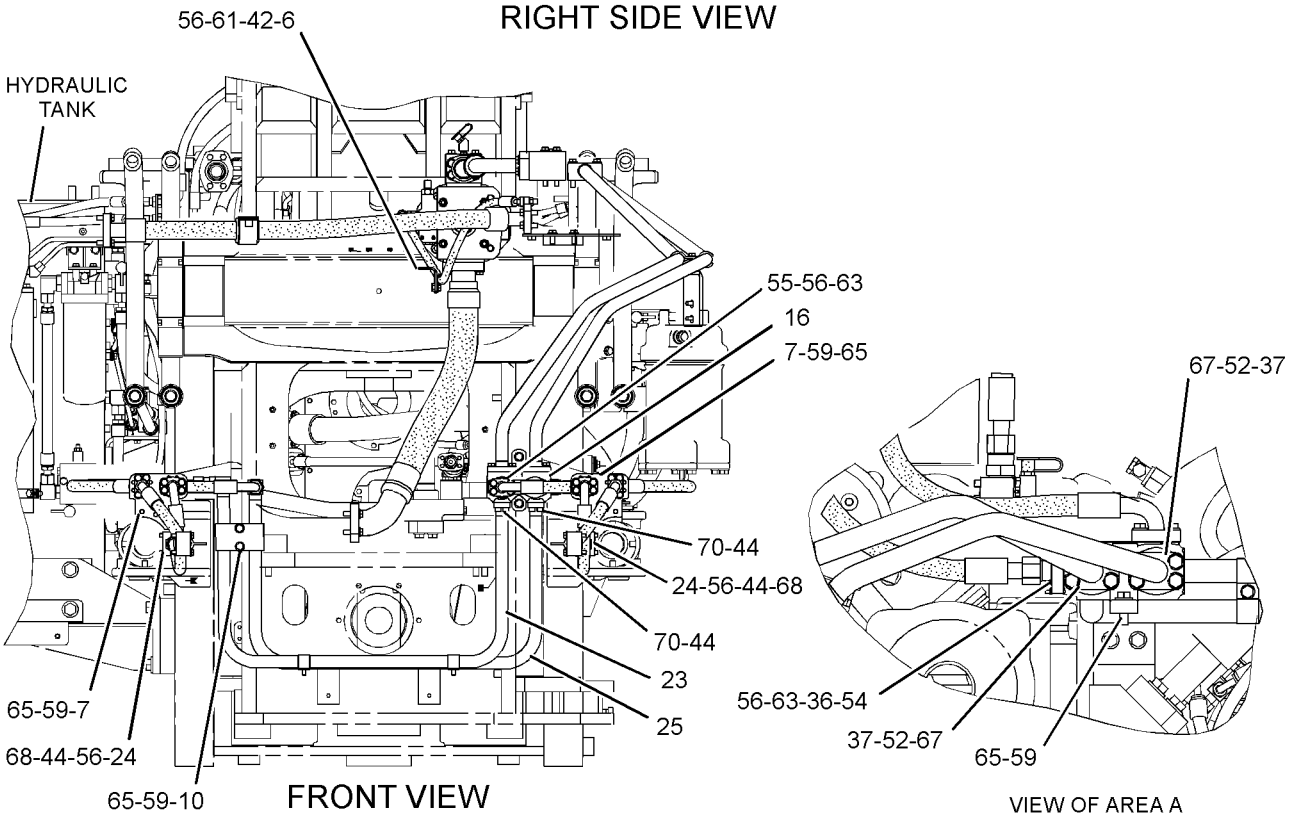
STEERING SYSTEM

247-8540 LINES GP-STEERING (contd.)

i02541258



RIGHT SIDE VIEW



FRONT VIEW

VIEW OF AREA A

GRAPHIC #2

<END>

g01276044

STEERING SYSTEM

299-5838 LINES GP-STEERING

S/N: BXY1900-3999

PART OF 298-2038 HYDRAULIC AR

SMCS-4304

i03642434

NOTE	REF NO	GRAPHIC REF	PART NUMBER	QTY	PART NAME						SEE PAGE
					1	2	3	4	5	6 (PRODUCT LEVEL)	
	1	1,2	0A-3721	4	CLIP						
	2	2	2B-0941	1	SPACER (10.5X19X19-MM THK)						
	3	1,2	6V-0852	3	CAP-DUST						
	4	1,2	8F-0492	8	SPACER (0.531X1.125X0.625-IN THK)						
	5	1	108-7550	2	CLIP						
	6	2	109-5816	2	ELBOW						
	7	1	125-2706	1	PLATE AS						
I	8	2	141-9520	1	HOSE AS						
I	9	1	141-9521	1	HOSE AS						
	10	2	143-4158	2	CLIP						
	11	1	151-2680	1	PLATE AS						
M		1	8T-3597	3	NUT-WELD (M12X1.75-THD)						
YR	12	1	153-9624	1	PUMP GP-PISTON (STEERING)						1373
	13	1	162-2127	1	TUBE AS						
	14	1	162-2128	1	TUBE AS						
I	15	1	162-8455	1	HOSE AS						
	16	1	163-5442	1	BRACKET AS						
	18	1	165-4931	1	ELBOW AS						
			3J-1907	1	SEAL-O-RING						
			6V-8077	1	ELBOW						
	19	1	216-9195	2	MANIFOLD						
I	20	2	226-2045	1	HOSE AS						
	21	2	241-6215	2	ELBOW AS						
					(EACH INCLUDES)						
		2	3J-1907	1	SEAL-O-RING						
		2	6V-8076	1	ELBOW						
	22	1	252-1285	1	TUBE AS						
	23	2	253-4280	2	ELBOW						
	24	1	257-7804	1	TUBE AS						
	25	2	294-1153	2	BRACKET AS						
I	26	1	294-1154	2	HOSE AS						
	27	2	294-1155	1	HOSE AS						
	28	1	294-1156	1	HOSE AS						
	29	1,2	304-7716	4	SUPPORT AS						
					(EACH INCLUDES)						
M		1,2	6V-8149	2	NUT (M12X1.75-THD)						
M	30	2	085-8091	8	BOLT (M10X1.5X55-MM)						
	31	2	148-8353	1	ELBOW AS						
		2	3J-1907	1	SEAL-O-RING						
		2	6V-8397	1	SEAL-O-RING						
		2	6V-9001	1	ELBOW						
	32	2	148-8378	1	ELBOW AS						
		2	3J-1907	1	SEAL-O-RING						
		2	6V-8397	1	SEAL-O-RING						
		2	6V-8724	1	ELBOW						
	33	1	148-8407	1	PLUG AS						
		1	3J-1907	1	SEAL-O-RING						
		1	9S-4191	1	PLUG-O-RING						
	34	2	153-6236	4	REDUCER AS						
					(EACH INCLUDES)						
		2	6V-8946	1	REDUCER						
		2	6V-9746	1	SEAL-O-RING						
	35	1,2	164-5567	3	COUPLER AS-QUICK DISCONNECT						
					(EACH INCLUDES)						
		1,2	6V-3965	1	FITTING (QUICK DISCONNECT)						
		1,2	214-7568	1	SEAL-O-RING						

STEERING SYSTEM

299-5838 LINES GP-STEERING (contd.)

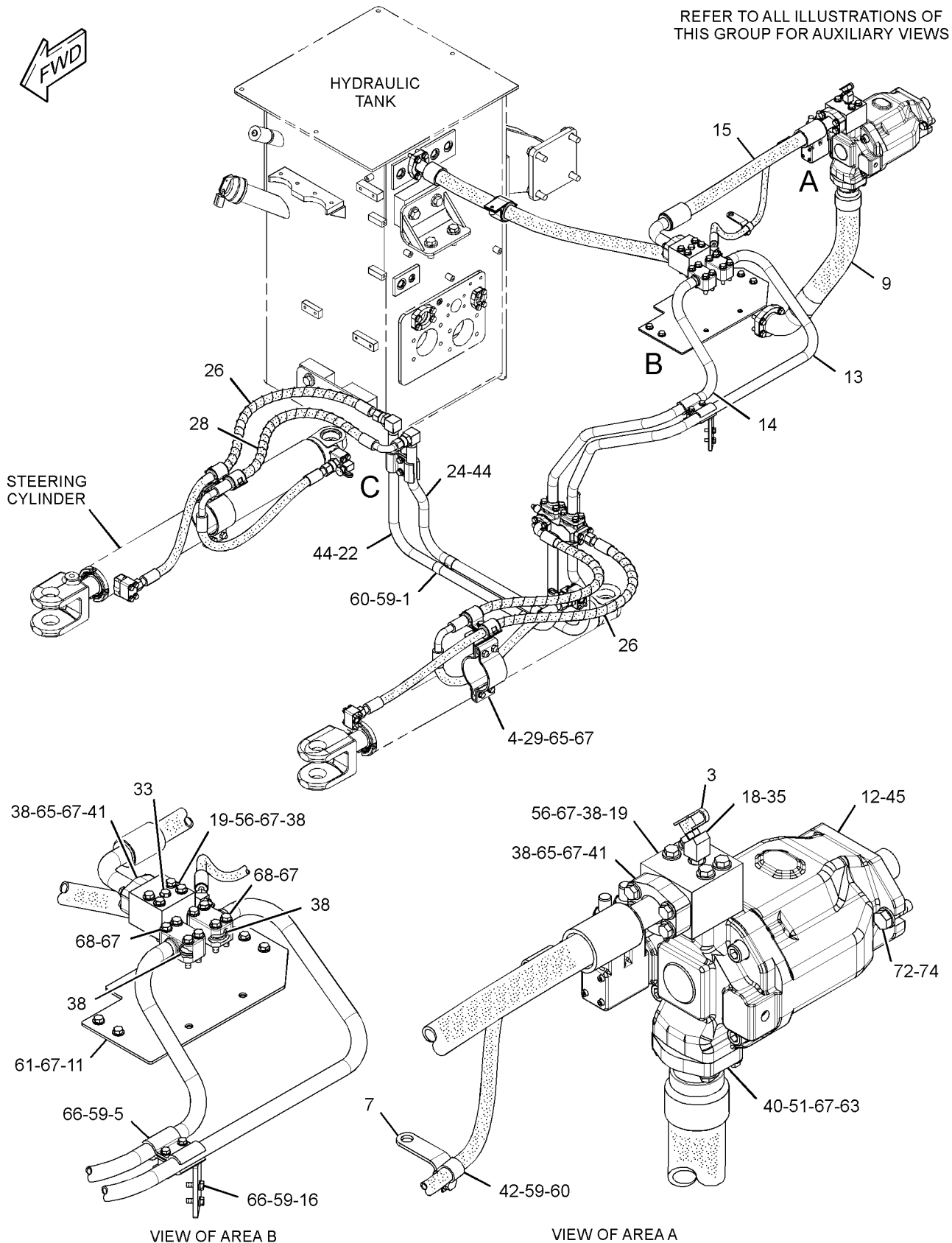
i03642434

NOTE	REF NO	GRAPHIC REF	PART NUMBER	QTY	PART NAME						SEE PAGE
					1	2	3	4	5	6 (PRODUCT LEVEL)	
	36	2	1P-3702	2	SEAL-RECTANGULAR						
	37	2	1P-3703	2	SEAL-RECTANGULAR						
	38	1	1P-3704	6	SEAL-RECTANGULAR						
	39	2	1P-4579	4	FLANGE-HALF						
	40	1,2	1P-4584	4	FLANGE-HALF						
	41	1	1P-5767	4	FLANGE-HALF						
	42	1	1S-0994	1	CLIP						
	43	2	4J-0524	2	SEAL-O-RING						
	44	1,2	4J-5267	6	SEAL-O-RING						
	45	1	5F-3106	1	SEAL-O-RING						
	46	2	5K-9090	4	SEAL-O-RING						
	47	2	5P-7466	4	CLIP (SLOT)						
	48	2	5P-7467	4	CLIP (TAB)						
	49	2	5P-7703	1	GROMMET						
	50	2	5P-8112	4	GROMMET						
	51	1,2	6J-2680	2	SEAL-O-RING						
	52	2	6V-1572	1	CLIP (SLOT)						
	53	2	6V-1573	1	CLIP (TAB)						
	54	2	6V-9746	3	SEAL-O-RING						
	55	2	7X-0584	8	WASHER-HARD (13.5X20.5X2-MM THK)						
M	56	1	7X-2549	8	BOLT (M12X1.75X100-MM)						
	57	2	7Y-3729	1	FLANGE						
	58	2	8C-3205	2	FLANGE-HALF						
	59	1,2	8T-4121	31	WASHER-HARD (11X21X2.5-MM THK)						
M	60	1,2	8T-4136	3	BOLT (M10X1.5X25-MM)						
M	61	1	8T-4139	4	BOLT (M12X1.75X30-MM)						
M	62	2	8T-4183	12	BOLT (M12X1.75X40-MM)						
M	63	1,2	8T-4184	8	BOLT (M12X1.75X45-MM)						
J	64	2	6E-3985	1	VALVE GP-RELIEF (STEERING CYLINDER CROSSOVER)						
M	65	1,2	8T-4194	14	BOLT (M12X1.75X50-MM)						
M	66	1,2	8T-4195	12	BOLT (M10X1.5X30-MM)						
	67	1,2	8T-4223	60	WASHER-HARD (13.5X25.5X3-MM THK)						
M	68	1	8T-4648	8	BOLT (M12X1.75X70-MM)						
M	69	2	096-9986	4	BOLT (M12X1.75X55-MM)						
M	70	2	8T-4956	8	BOLT (M12X1.75X35-MM)						
M	71	2	8T-6466	8	BOLT (M10X1.5X60-MM)						
M	72	1	8T-7338	2	BOLT (M16X2X45-MM)						
M	73	2	9X-6032	8	BOLT-SOCKET HEAD (M10X1.5X30-MM)						
	74	1	9X-8257	2	WASHER (17.5X30X3.5-MM THK)						
					AVAILABLE REPAIR KIT(S):						
J			6E-4288	1	KIT-SEAL (CROSSOVER RELIEF VALVE) (INCLUDES RINGS & SEALS)						
I-REFER TO HYDRAULIC INFORMATION SYSTEM J-KIT MARKED J SERVICES PART MARKED J M-METRIC PART R-REMFG PART MAY BE AVAILABLE Y-SEPARATE ILLUSTRATION											

STEERING SYSTEM

299-5838 LINES GP-STEERING (contd.)

i03642434



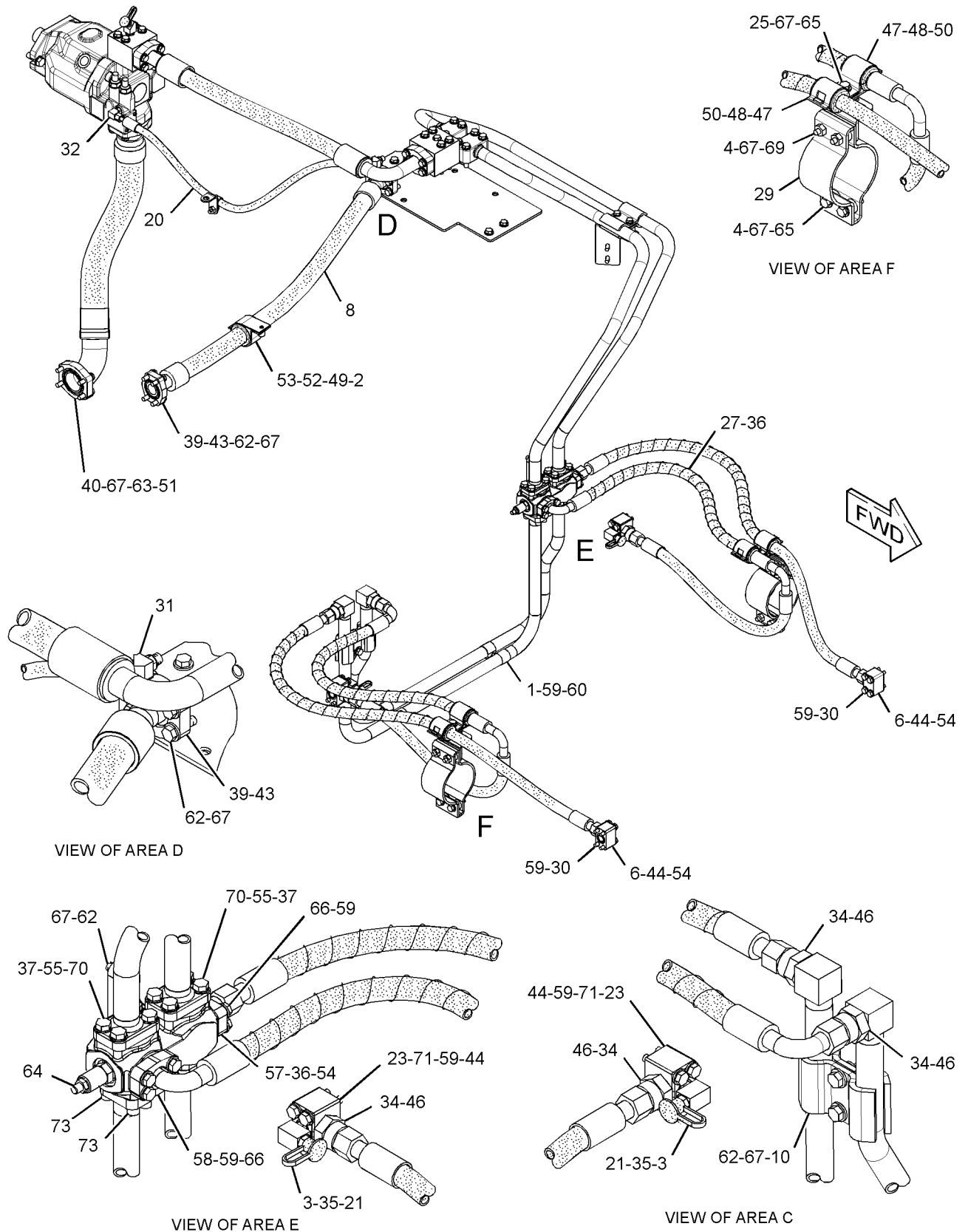
GRAPHIC #1

g02064134

STEERING SYSTEM

299-5838 LINES GP-STEERING (contd.)

i03642434



GRAPHIC #2

<END>

g02065434

STEERING SYSTEM

310-3495 LINES GP-STEERING

S/N: BXY1900-UP

PART OF 227-3317 CONVERSION GP-HYDRAULIC LINES, 329-8109 INSULATION GP-HEAT
AN ATTACHMENT

SMCS-4304

i02887184

NOTE	PART NUMBER	QTY	PART NAME						SEE PAGE
			1	2	3	4	5	6 (PRODUCT LEVEL)	
I	310-5561	1	HOSE AS						
I	310-5562	1	HOSE AS						
I	310-5563	2	HOSE AS						
	5P-7468	4	CLIP (SLOT)						
	5P-7469	4	CLIP (TAB)						
	5P-8444	2	GROMMET						
	8T-7087	2	GROMMET						

I-REFER TO HYDRAULIC INFORMATION SYSTEM

<END>

STEERING SYSTEM

345-3943 LINES GP-STEERING

S/N: BXY4000-UP

PART OF 345-3930 HYDRAULIC AR

SMCS-4304

i03750959

NOTE	REF NO	GRAPHIC REF	PART NUMBER	QTY	PART NAME						SEE PAGE
					1	2	3	4	5	6 (PRODUCT LEVEL)	
	1	1	2B-0941	1	SPACER (10.5X19X19-MM THK)						
	2	1	6V-0852	1	CAP-DUST						
	3	2	7Y-3729	1	FLANGE						
	4	1	8F-0492	8	SPACER (0.531X1.125X0.625-IN THK)						
I	5	1	9U-3430	1	HOSE AS						
	6	1	108-7550	2	CLIP						
	7	1	109-5816	2	ELBOW						
	8	1	125-2706	1	PLATE AS						
M		1	8T-3490	1	NUT-WELD (M10X1.5-THD)						
I	9	1	141-9520	1	HOSE AS						
I	10	1	141-9521	1	HOSE AS						
	11	2	143-4158	2	CLIP						
	12	1	<i>148-8443</i>	1	TEE AS						
		1	3J-1907	1	SEAL-O-RING						
		1	6V-8397	1	SEAL-O-RING						
		1	7X-2459	1	TEE-O-RING						
	13	1	151-2680	1	PLATE AS						
M		1	8T-3597	3	NUT-WELD (M12X1.75-THD)						
YR	14	1	153-9624	1	PUMP GP-PISTON						1373
	15	1	162-2127	1	TUBE AS						
	16	1	162-2128	1	TUBE AS						
I	17	1	162-8455	1	HOSE AS						
	18	1	163-5442	1	BRACKET AS						
	19	1	216-9195	2	MANIFOLD						
	20	1	252-1285	1	TUBE AS						
	21	1	257-7804	1	TUBE AS						
	22	1	294-1153	2	BRACKET AS						
					(EACH INCLUDES)						
M		1	8T-3597	2	NUT-WELD (M12X1.75-THD)						
I	23	1	294-1154	2	HOSE AS						
	24	1	304-7716	4	SUPPORT AS						
					(EACH INCLUDES)						
M		1	6V-8149	2	NUT (M12X1.75-THD)						
	25	2	315-9202	1	HOSE AS						
	26	1	315-9203	1	HOSE AS						
Y	27	2	326-3803	1	MANIFOLD GP-HYDRAULIC						1539
M	28	1	085-8091	8	BOLT (M10X1.5X55-MM)						
M	29	1	096-9986	4	BOLT (M12X1.75X55-MM)						
	30	1	<i>148-8353</i>	1	ELBOW AS						
		1	3J-1907	1	SEAL-O-RING						
		1	6V-8397	1	SEAL-O-RING						
		1	6V-9001	1	ELBOW						
	31	1	<i>148-8407</i>	1	PLUG AS						
		1	3J-1907	1	SEAL-O-RING						
		1	9S-4191	1	PLUG-O-RING						
	32	2	<i>153-6236</i>	2	REDUCER AS						
					(EACH INCLUDES)						
		2	6V-8946	1	REDUCER						
		2	6V-9746	1	SEAL-O-RING						
	33	1	<i>164-5567</i>	2	COUPLER AS-QUICK DISCONNECT						
					(EACH INCLUDES)						
		1	6V-3965	1	FITTING (QUICK DISCONNECT)						
		1	214-7568	1	SEAL-O-RING						
	34	2	1P-3702	2	SEAL-RECTANGULAR						
	35	2	1P-3703	2	SEAL-RECTANGULAR						
	36	1	1P-3704	6	SEAL-RECTANGULAR						

STEERING SYSTEM

345-3943 LINES GP-STEERING (contd.)

i03750959

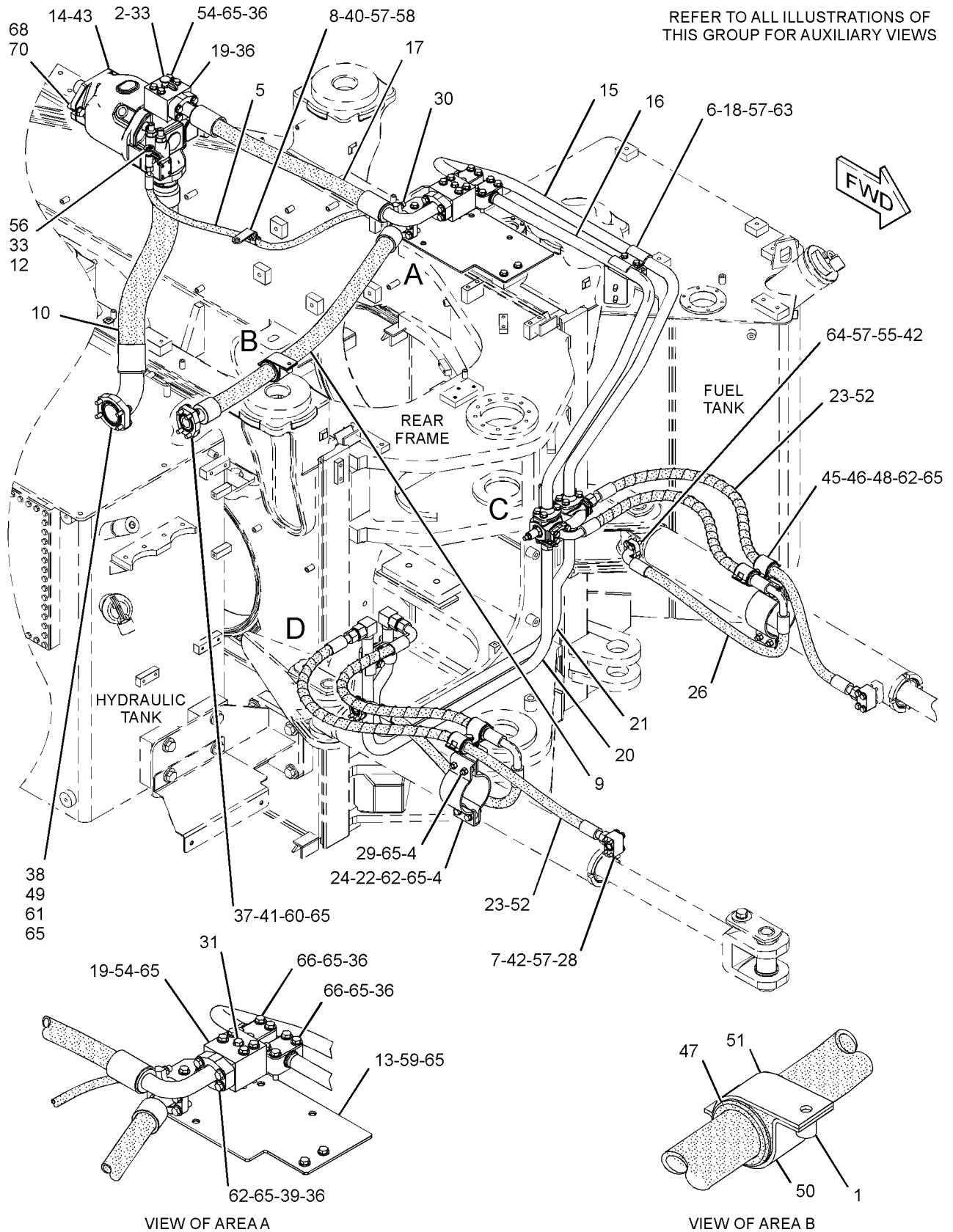
NOTE	REF NO	GRAPHIC REF	PART NUMBER	QTY	PART NAME						SEE PAGE
					1	2	3	4	5	6 (PRODUCT LEVEL)	
	37	1,2	1P-4579	4	FLANGE-HALF						
	38	1	1P-4584	4	FLANGE-HALF						
	39	1	1P-5767	4	FLANGE-HALF						
	40	1	1S-0994	1	CLIP						
	41	1	4J-0524	2	SEAL-O-RING						
	42	1,2	4J-5267	6	SEAL-O-RING						
	43	1	5F-3106	1	SEAL-O-RING						
	44	2	5K-9090	2	SEAL-O-RING						
	45	1	5P-7466	4	CLIP (SLOT)						
	46	1	5P-7467	4	CLIP (TAB)						
	47	1	5P-7703	1	GROMMET						
	48	1	5P-8112	4	GROMMET						
	49	1	6J-2680	2	SEAL-O-RING						
	50	1	6V-1572	1	CLIP (SLOT)						
	51	1	6V-1573	1	CLIP (TAB)						
	52	1	6V-9746	3	SEAL-O-RING						
	53	2	7X-0584	8	WASHER-HARD (13.5X20.5X2-MM THK)						
M	54	1	7X-2549	8	BOLT (M12X1.75X100-MM)						
	55	1,2	8C-3205	6	FLANGE-HALF						
	56	1	8C-3451	1	CAP-DUST						
	57	1,2	8T-4121	29	WASHER-HARD (11X21X2.5-MM THK)						
M	58	1	8T-4136	1	BOLT (M10X1.5X25-MM)						
M	59	1	8T-4139	4	BOLT (M12X1.75X30-MM)						
M	60	1,2	8T-4183	12	BOLT (M12X1.75X40-MM)						
M	61	1	8T-4184	8	BOLT (M12X1.75X45-MM)						
M	62	1	8T-4194	14	BOLT (M12X1.75X50-MM)						
M	63	1,2	8T-4195	12	BOLT (M10X1.5X30-MM)						
M	64	1,2	8T-4196	8	BOLT (M10X1.5X35-MM)						
	65	1,2	8T-4223	60	WASHER-HARD (13.5X25.5X3-MM THK)						
M	66	1	8T-4648	8	BOLT (M12X1.75X70-MM)						
M	67	2	8T-4956	8	BOLT (M12X1.75X35-MM)						
M	68	1	8T-7338	2	BOLT (M16X2X45-MM)						
M	69	2	9X-6032	8	BOLT-SOCKET HEAD (M10X1.5X30-MM)						
	70	1	9X-8257	2	WASHER (17.5X30X3.5-MM THK)						

I-REFER TO HYDRAULIC INFORMATION SYSTEM
M-METRIC PART
R-REMFG PART MAY BE AVAILABLE
Y-SEPARATE ILLUSTRATION

STEERING SYSTEM

345-3943 LINES GP-STEERING (contd.)

i03750959



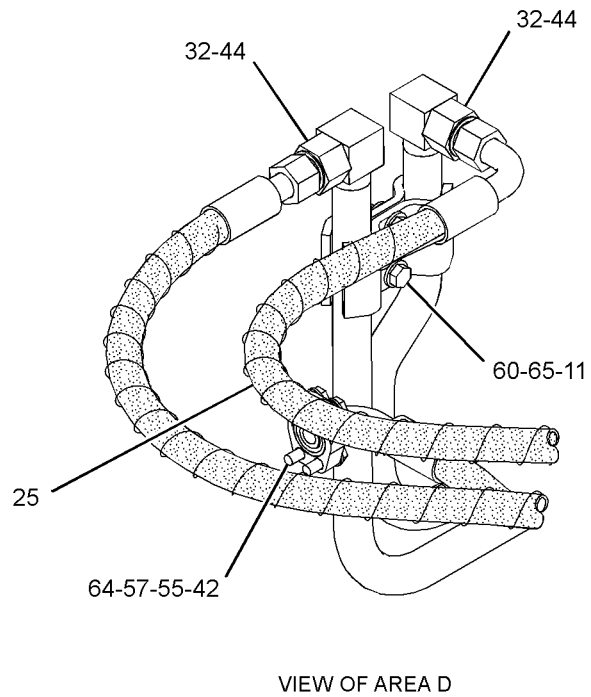
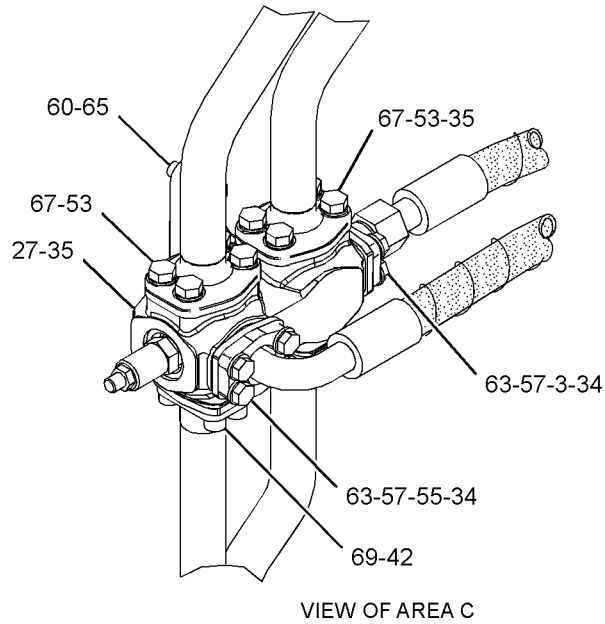
GRAPHIC #1

g02043454

STEERING SYSTEM

345 - 3943 LINES GP-STEERING (contd.)

i03750959



GRAPHIC #2

<END>

g02043455

STEERING SYSTEM

132-6142 LINES GP-STEERING NEUTRALIZER

S/N: BXY1-3999

PART OF 225-5449, 298-2038 HYDRAULIC AR

SMCS-4304, 4330

i03815291

NOTE	REF NO	GRAPHIC REF	PART NUMBER	QTY	PART NAME						SEE PAGE
					1	2	3	4	5	6 (PRODUCT LEVEL)	
Y	1	1	9T-3096	1	VALVE GP-CHECK (STEERING PILOT)						1603
	2	1	104-7108	1	VALVE GP-CHECK (STEERING PILOT)						
	3	1	116-4798	1	ANGLE AS						
M		1	8T-3490	2	NUT-WELD (M10X1.5-THD)						
	4	1	116-9331	1	JUNCTION BLOCK						
Y	5	1	146-7571	2	VALVE GP-STEERING NEUTRALIZER						1394
Y	6	1	149-4617	1	VALVE GP-CHECK (STEERING QUAD)						1377
	7	1	154-0350	1	STOP GP-STEERING						
		1	154-0351	1	PLATE AS						
M		1	8T-3597	2	NUT-WELD (M12X1.75-THD)						
M		1	8T-4244	2	NUT (M12X1.75-THD)						
		1	8X-3467	2	STUD AS						
	8	1	154-0352	1	BRACKET AS						
M		1	8T-3490	4	NUT-WELD (M10X1.5-THD)						
I	9	1	154-7532	1	HOSE AS						
I	10	1	155-3677	1	HOSE AS						
I	11	1	155-3678	1	HOSE AS						
I	12	1	155-3679	1	HOSE AS						
	13	1	155-3680	1	TUBE AS						
I	14	1	155-3681	1	HOSE AS						
I	15	1	155-3683	1	HOSE AS						
	16	1	155-4320	1	ANGLE AS						
M		1	8T-3612	2	NUT-WELD (M8X1.25-THD)						
I	17	1	161-1382	1	HOSE AS						
I	18	1	161-1383	1	HOSE AS						
I	19	1	178-2999	1	HOSE AS						
I	20	1	178-3000	1	HOSE AS						
I	21	1	178-3001	1	HOSE AS						
I	22	1	178-3002	1	HOSE AS						
I	23	1	180-2624	1	HOSE AS						
I	24	1	180-2625	1	HOSE AS						
	25	1	148-8318	5	CONNECTOR AS						
					(EACH INCLUDES)						
		1	6V-8634	1	CONNECTOR						
		1	3K-0360	1	SEAL-O-RING						
		1	6V-8397	1	SEAL-O-RING						
	26	1	148-8336	3	CONNECTOR AS						
					(EACH INCLUDES)						
		1	6V-8636	1	CONNECTOR						
		1	3J-1907	1	SEAL-O-RING						
		1	6V-8397	1	SEAL-O-RING						
	27	1	148-8341	1	CONNECTOR AS						
		1	6V-8713	1	CONNECTOR						
		1	3D-2824	1	SEAL-O-RING						
		1	7J-9108	1	SEAL-O-RING						
	28	1	148-8342	1	CONNECTOR AS						
		1	6V-8632	1	CONNECTOR						
		1	3K-0360	1	SEAL-O-RING						
		1	7J-9108	1	SEAL-O-RING						
	29	1	148-8353	2	ELBOW AS						
					(EACH INCLUDES)						
		1	6V-9001	1	ELBOW						
		1	3J-1907	1	SEAL-O-RING						
		1	6V-8397	1	SEAL-O-RING						
	30	1	148-8367	1	ELBOW AS						
		1	6V-9850	1	ELBOW						

STEERING SYSTEM

132-6142 LINES GP-STEERING NEUTRALIZER (contd.)

i03815291

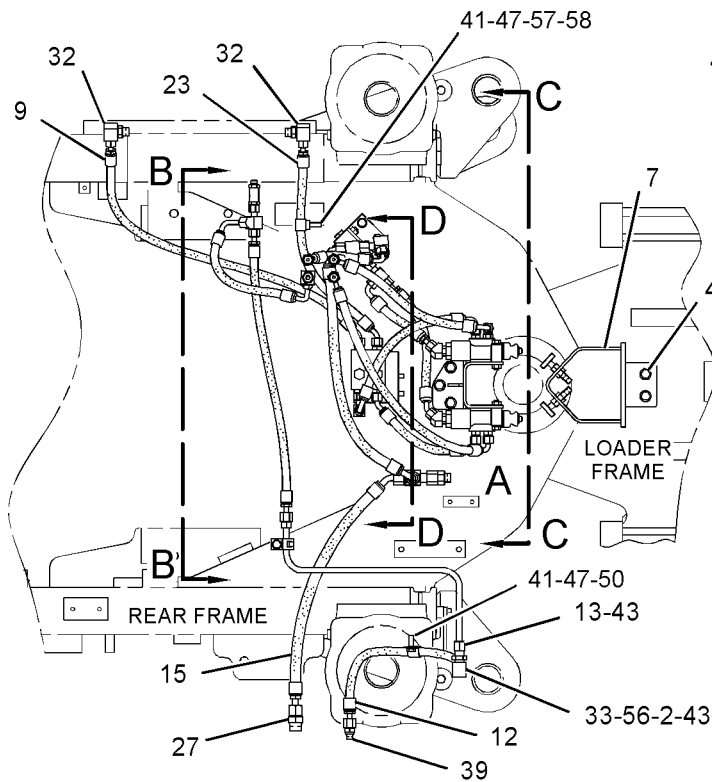
NOTE	REF NO	GRAPHIC REF	PART NUMBER	QTY	PART NAME						SEE PAGE
					1	2	3	4	5	6 (PRODUCT LEVEL)	
		1	6V-8397	1	SEAL-O-RING						
	31	1	148-8370	1	ELBOW AS						
		1	6V-8398	1	SEAL-O-RING						
		1	6V-9851	1	ELBOW						
	32	1	148-8374	2	ELBOW AS						
					(EACH INCLUDES)						
		1	6V-8723	1	ELBOW						
		1	3K-0360	1	SEAL-O-RING						
		1	6V-8397	1	SEAL-O-RING						
	33	1	148-8375	1	ELBOW AS						
		1	6V-8981	1	ELBOW						
		1	6V-8398	2	SEAL-O-RING						
	34	1	148-8378	1	ELBOW AS						
		1	6V-8724	1	ELBOW						
		1	3J-1907	1	SEAL-O-RING						
		1	6V-8397	1	SEAL-O-RING						
	35	1	148-8411	1	PLUG AS						
		1	9S-4185	1	PLUG-O-RING						
		1	3K-0360	1	SEAL-O-RING						
	36	1	148-8433	2	TEE AS						
					(EACH INCLUDES)						
		1	6V-9836	1	TEE-SWIVEL						
		1	6V-8397	2	SEAL-O-RING						
	37	1	148-8436	1	TEE AS						
		1	3K-0360	1	SEAL-O-RING						
		1	6V-8398	2	SEAL-O-RING						
		1	6V-8775	1	TEE-FACE SEAL						
	38	1	148-8446	1	TEE AS-SWIVEL						
		1	6V-9838	1	TEE-SWIVEL						
		1	7J-9108	2	SEAL-O-RING						
	39	1	150-4043	1	CONNECTOR AS						
		1	6V-9873	1	CONNECTOR						
		1	3J-1907	1	SEAL-O-RING						
		1	6V-8398	1	SEAL-O-RING						
	40	1	3J-1907	1	SEAL-O-RING						
	41	1	3S-8664	2	CLIP						
	42	1	6V-8397	1	SEAL-O-RING						
	43	1	6V-8398	2	SEAL-O-RING						
	44	1	153-6241	1	ELBOW AS						
		1	6V-8398	1	SEAL-O-RING						
		1	8C-8989	1	ELBOW						
	45	1	8T-1885	1	CLIP (SLOT)						
	46	1	8T-1886	1	CLIP (TAB)						
	47	1	8T-4121	13	WASHER-HARD (11X21X2.5-MM THK)						
M	48	1	8T-4137	4	BOLT (M10X1.5X20-MM)						
M	49	1	8T-4192	5	BOLT (M12X1.75X25-MM)						
M	50	1	8T-4195	1	BOLT (M10X1.5X30-MM)						
	51	1	8T-4223	5	WASHER-HARD (13.5X25.5X3-MM THK)						
	52	1	8T-4224	2	WASHER-HARD (8.8X16X2-MM THK)						
M	53	1	8T-6466	6	BOLT (M10X1.5X60-MM)						
M	54	1	8T-6870	2	BOLT (M8X1.25X70-MM)						
M	55	1	8T-4185	1	BOLT (M10X1.5X50-MM)						
	56	1	6V-9169	1	NUT-BULKHEAD (13/16-16-THD)						
	57	1	118-9901	1	SPACER (12X20X10-MM THK)						
M	58	1	8T-4186	1	BOLT (M10X1.5X40-MM)						

I-REFER TO HYDRAULIC INFORMATION SYSTEM
M-METRIC PART
Y-SEPARATE ILLUSTRATION

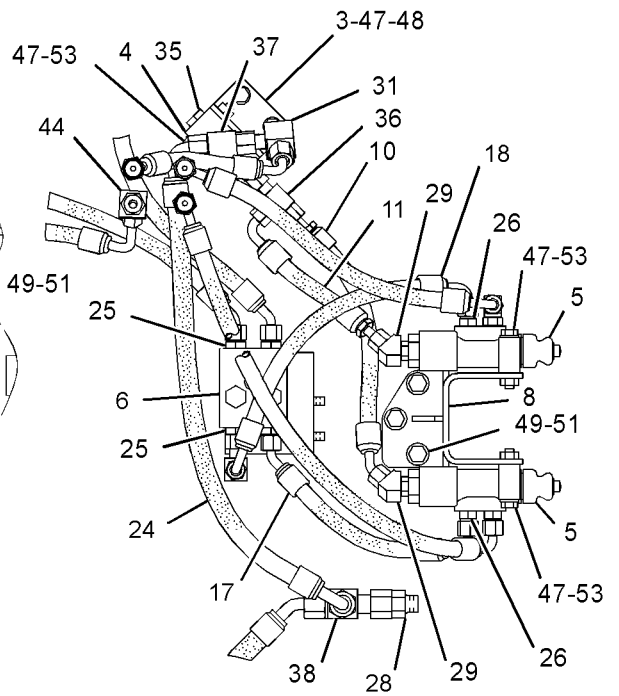
STEERING SYSTEM

132-6142 LINES GP-STEERING NEUTRALIZER (contd.)

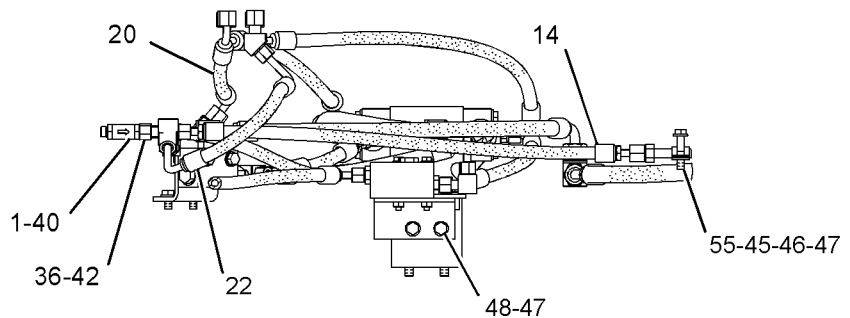
i03815291



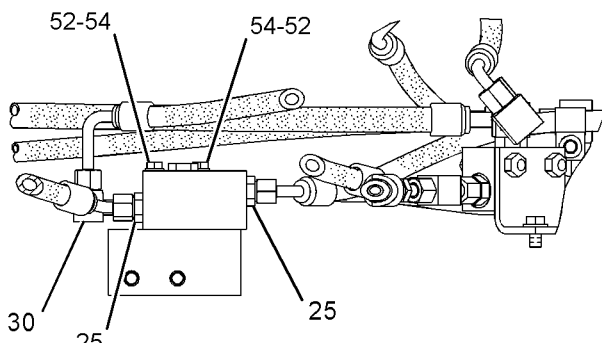
TOP VIEW



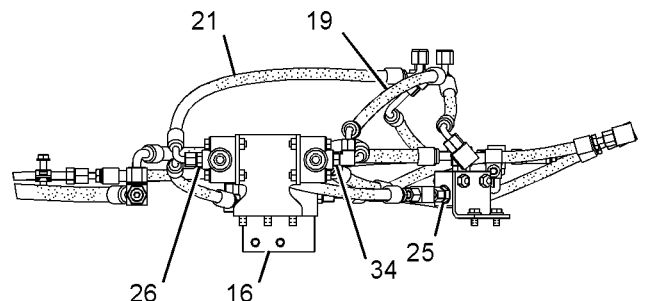
VIEW OF AREA A



SECTION B-B



SECTION D-D



VIEW C-C

GRAPHIC #1

<END>

g01455749

STEERING SYSTEM

132-6142 LINES GP-STEERING NEUTRALIZER

S/N: BXY4000-UP

PART OF 345-3930 HYDRAULIC AR

SMCS-4304, 4330

i03776404

NOTE	REF NO	GRAPHIC REF	PART NUMBER	QTY	PART NAME						SEE PAGE
					1	2	3	4	5	6 (PRODUCT LEVEL)	
Y	1	1	9T-3096	1	VALVE GP-CHECK (STEERING PILOT)						1603
	2	1	104-7108	1	VALVE GP-CHECK (STEERING PILOT)						
	3	1	116-4798	1	ANGLE AS						
M		1	8T-3490	2	NUT-WELD (M10X1.5-THD)						
	4	1	116-9331	1	JUNCTION BLOCK						
CY	5	1	296-5662	2	VALVE GP-STEERING NEUTRALIZER						1395
Y	6	1	149-4617	1	VALVE GP-CHECK (STEERING QUAD)						1377
	7	1	154-0350	1	STOP GP-STEERING						
		1	154-0351	1	PLATE AS						
M		1	8T-3597	2	NUT-WELD (M12X1.75-THD)						
M		1	8T-4244	2	NUT (M12X1.75-THD)						
		1	8X-3467	2	STUD AS						
	8	1	154-0352	1	BRACKET AS						
M		1	8T-3490	4	NUT-WELD (M10X1.5-THD)						
I	9	1	154-7532	1	HOSE AS						
I	10	1	155-3677	1	HOSE AS						
I	11	1	155-3678	1	HOSE AS						
I	12	1	155-3679	1	HOSE AS						
	13	1	155-3680	1	TUBE AS						
I	14	1	155-3681	1	HOSE AS						
I	15	1	155-3683	1	HOSE AS						
	16	1	155-4320	1	ANGLE AS						
M		1	8T-3612	2	NUT-WELD (M8X1.25-THD)						
I	17	1	161-1382	1	HOSE AS						
I	18	1	161-1383	1	HOSE AS						
I	19	1	178-2999	1	HOSE AS						
I	20	1	178-3000	1	HOSE AS						
I	21	1	178-3001	1	HOSE AS						
I	22	1	178-3002	1	HOSE AS						
I	23	1	180-2624	1	HOSE AS						
I	24	1	180-2625	1	HOSE AS						
	25	1	148-8318	5	CONNECTOR AS						
					(EACH INCLUDES)						
		1	6V-8634	1	CONNECTOR						
		1	3K-0360	1	SEAL-O-RING						
		1	6V-8397	1	SEAL-O-RING						
	26	1	148-8336	3	CONNECTOR AS						
					(EACH INCLUDES)						
		1	6V-8636	1	CONNECTOR						
		1	3J-1907	1	SEAL-O-RING						
		1	6V-8397	1	SEAL-O-RING						
	27	1	148-8341	1	CONNECTOR AS						
		1	6V-8713	1	CONNECTOR						
		1	3D-2824	1	SEAL-O-RING						
		1	7J-9108	1	SEAL-O-RING						
	28	1	148-8342	1	CONNECTOR AS						
		1	6V-8632	1	CONNECTOR						
		1	3K-0360	1	SEAL-O-RING						
		1	7J-9108	1	SEAL-O-RING						
	29	1	148-8353	2	ELBOW AS						
					(EACH INCLUDES)						
		1	6V-9001	1	ELBOW						
		1	3J-1907	1	SEAL-O-RING						
		1	6V-8397	1	SEAL-O-RING						
	30	1	148-8367	1	ELBOW AS						
		1	6V-9850	1	ELBOW						

STEERING SYSTEM

132-6142 LINES GP-STEERING NEUTRALIZER (contd.)

i03776404

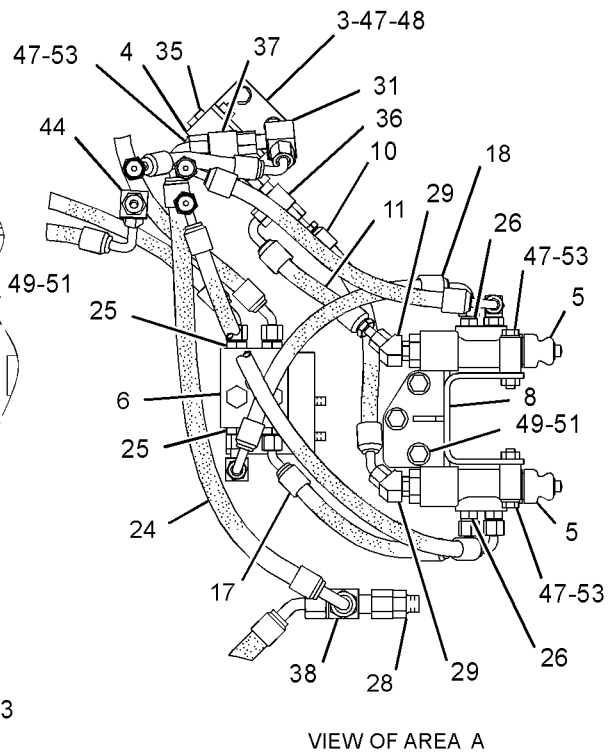
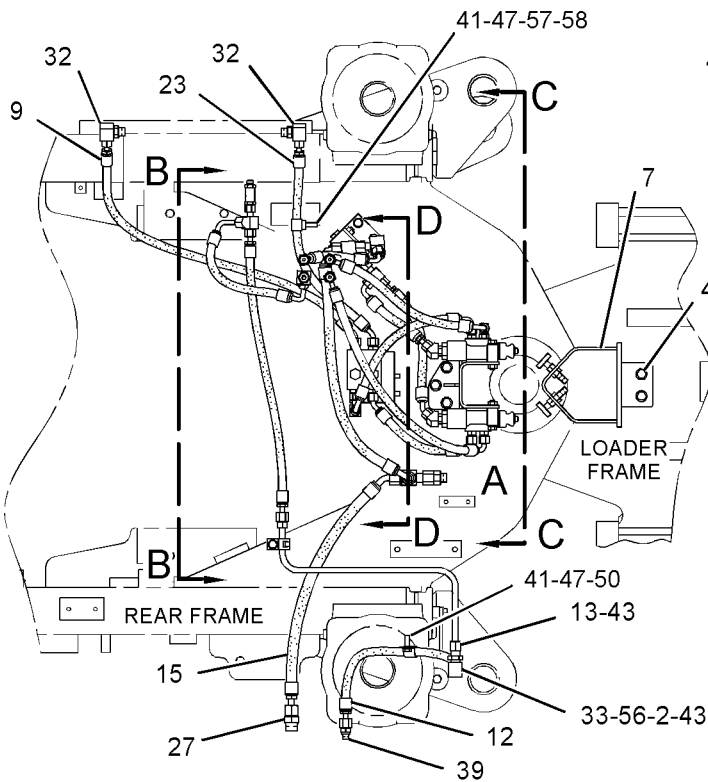
NOTE	REF NO	GRAPHIC REF	PART NUMBER	QTY	PART NAME						SEE PAGE
					1	2	3	4	5	6 (PRODUCT LEVEL)	
		1	6V-8397	1	SEAL-O-RING						
	31	1	148-8370	1	ELBOW AS						
		1	6V-8398	1	SEAL-O-RING						
		1	6V-9851	1	ELBOW						
	32	1	148-8374	2	ELBOW AS						
					(EACH INCLUDES)						
		1	6V-8723	1	ELBOW						
		1	3K-0360	1	SEAL-O-RING						
		1	6V-8397	1	SEAL-O-RING						
	33	1	148-8375	1	ELBOW AS						
		1	6V-8981	1	ELBOW						
		1	6V-8398	2	SEAL-O-RING						
	34	1	148-8378	1	ELBOW AS						
		1	6V-8724	1	ELBOW						
		1	3J-1907	1	SEAL-O-RING						
		1	6V-8397	1	SEAL-O-RING						
	35	1	148-8411	1	PLUG AS						
		1	9S-4185	1	PLUG-O-RING						
		1	3K-0360	1	SEAL-O-RING						
	36	1	148-8433	2	TEE AS						
					(EACH INCLUDES)						
		1	6V-9836	1	TEE-SWIVEL						
		1	6V-8397	2	SEAL-O-RING						
	37	1	148-8436	1	TEE AS						
		1	3K-0360	1	SEAL-O-RING						
		1	6V-8398	2	SEAL-O-RING						
		1	6V-8775	1	TEE-FACE SEAL						
	38	1	148-8446	1	TEE AS-SWIVEL						
		1	6V-9838	1	TEE-SWIVEL						
		1	7J-9108	2	SEAL-O-RING						
	39	1	150-4043	1	CONNECTOR AS						
		1	6V-9873	1	CONNECTOR						
		1	3J-1907	1	SEAL-O-RING						
		1	6V-8398	1	SEAL-O-RING						
	40	1	3J-1907	1	SEAL-O-RING						
C	41	1	6D-4246	2	CLIP						
	42	1	6V-8397	1	SEAL-O-RING						
	43	1	6V-8398	2	SEAL-O-RING						
	44	1	153-6241	1	ELBOW AS						
		1	6V-8398	1	SEAL-O-RING						
		1	8C-8989	1	ELBOW						
	45	1	8T-1885	1	CLIP (SLOT)						
	46	1	8T-1886	1	CLIP (TAB)						
	47	1	8T-4121	13	WASHER-HARD (11X21X2.5-MM THK)						
M	48	1	8T-4137	4	BOLT (M10X1.5X20-MM)						
M	49	1	8T-4192	5	BOLT (M12X1.75X25-MM)						
M	50	1	8T-4195	1	BOLT (M10X1.5X30-MM)						
	51	1	8T-4223	5	WASHER-HARD (13.5X25.5X3-MM THK)						
	52	1	8T-4224	2	WASHER-HARD (8.8X16X2-MM THK)						
M	53	1	8T-6466	6	BOLT (M10X1.5X60-MM)						
M	54	1	8T-6870	2	BOLT (M8X1.25X70-MM)						
M	55	1	8T-4185	1	BOLT (M10X1.5X50-MM)						
	56	1	6V-9169	1	NUT-BULKHEAD (13/16-16-THD)						
	57	1	118-9901	1	SPACER (12X20X10-MM THK)						
M	58	1	8T-4186	1	BOLT (M10X1.5X40-MM)						

C-CHANGE FROM PREVIOUS TYPE
 I-REFER TO HYDRAULIC INFORMATION SYSTEM
 M-METRIC PART
 Y-SEPARATE ILLUSTRATION

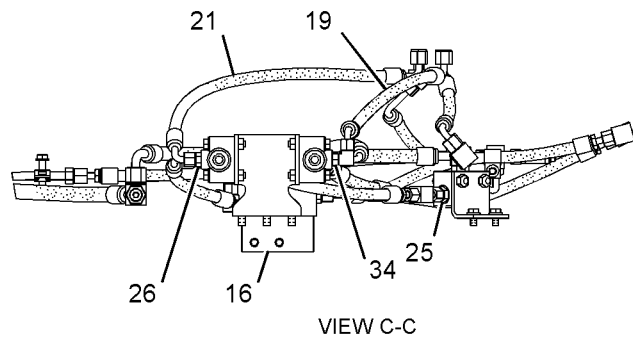
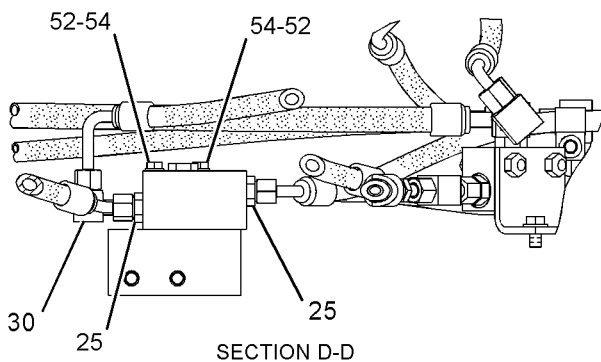
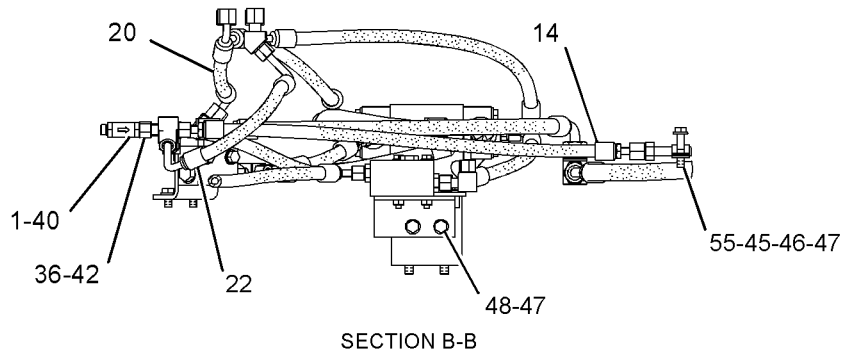
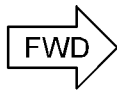
STEERING SYSTEM

132-6142 LINES GP-STEERING NEUTRALIZER (contd.)

i03776404



TOP VIEW



GRAPHIC #1

<END>

g01455749

STEERING SYSTEM

219-5023 LINES GP-STEERING NEUTRALIZER

S/N: BXY1900-UP

PART OF 227-3317 CONVERSION GP-HYDRAULIC LINES, 329-8109 INSULATION GP-HEAT
AN ATTACHMENT

SMCS-4304, 4330

i02887206

NOTE	PART NUMBER	QTY	PART NAME						SEE PAGE
			1	2	3	4	5	6 (PRODUCT LEVEL)	
	7S-0530	1	CLIP						
I	219-5030	1	HOSE AS						
I	310-8564	1	HOSE AS						
I	310-8565	1	HOSE AS						
I	310-8566	1	HOSE AS						
I	310-8567	1	HOSE AS						
I-REFER TO HYDRAULIC INFORMATION SYSTEM									

<END>

STEERING SYSTEM

194-3286 PLUG GP-CONTROL VALVE- PRESSURE, FLOW COMPENSATOR-STEERING OIL PRESSURE

S/N: BXY1-UP

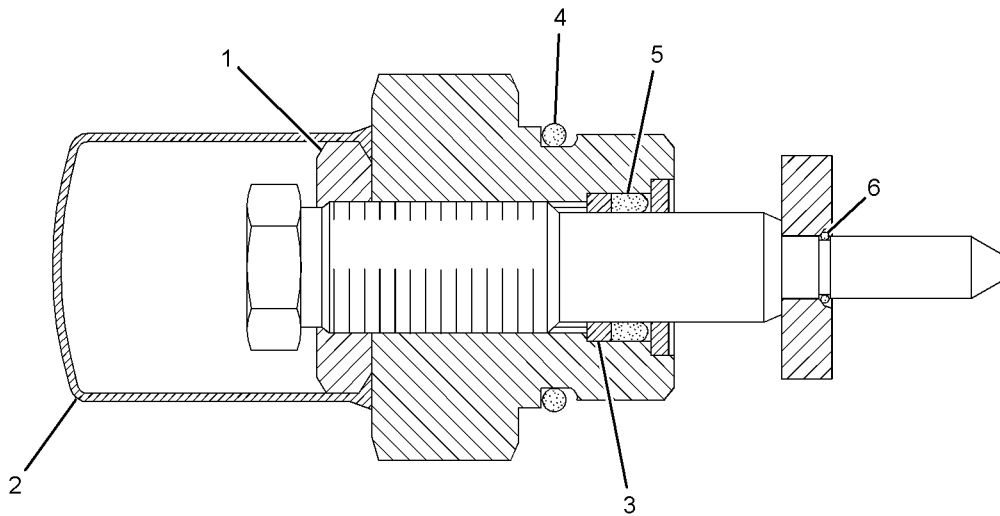
PART OF 176-7520 VALVE GP-PUMP CONTROL

SMCS-5086, 5117

i02774580

NOTE	REF NO	GRAPHIC REF	PART NUMBER	QTY	PART NAME						SEE PAGE
					1	2	3	4	5	6 (PRODUCT LEVEL)	
M	1	1	5C-2873	1	NUT (M12X1-THD)						
	2	1	195-3324	1	CAP						
	3	1	195-3325	1	RING						
	4	1	3E-6761	1	SEAL-O-RING						
	5	1	187-8567	1	SEAL-O-RING						
	6	1	194-6849	1	RETAINER						

M-METRIC PART



GRAPHIC #1

<END>

g01388986

STEERING SYSTEM

150-7585 PUMP GP-GEAR-SECONDARY STEERING

S/N: BXY1-UP

PART OF 132-6144 LINES GP-SECONDARY STEERING
AN ATTACHMENT

SMCS-4268, 4306, 5073

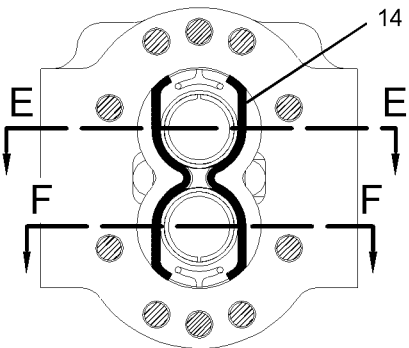
i02948481

NOTE	REF NO	GRAPHIC REF	PART NUMBER	QTY	PART NAME						SEE PAGE
					1	2	3	4	5	6 (PRODUCT LEVEL)	
J	1	1	139-3213	2	SEAL						
J	2	1	008-3214	1	RING-RETAINING (INTERNAL)						
	3	1	9T-1258	1	SHAFT-DRIVE						
	4	1	4T-9300	1	BUSHING-TERMINAL						
	5	1	4T-9301	1	BUSHING-TERMINAL						
	6	1	6J-2386	2	DOWEL						
	7	1	153-6480	1	FLANGE AS						
	8	1	107-2884	2	PLATE-ISOLATION						
	9	1	142-2133	1	SPACER						
	10	1	107-2889	2	SPACER						
	11	1	4T-8761	1	GEAR-IDLER						
	12	1	1B-2886	6	BOLT (1/2-13X3.75-IN)						
	13	1	142-2137	1	PLUG						
J	14	1	077-3790	4	SEAL						
	15	1	4T-9298	2	BUSHING-TERMINAL						
	16	1	077-4643	2	PLATE-ISOLATION						
J	17	1	6E-2943	1	PLUG						
	18	1	0S-1595	8	BOLT (1/2-13X1.25-IN)						
J	19	1	9X-7722	1	SEAL-O-RING						
	20	1	6R-3966	2	PLATE-PRESSURE						
	21	1	107-2891	2	PISTON						
	22	1	107-2893	2	SPRING						
	23	1	107-2887	2	PISTON						
	24	1	107-2888	2	SPRING						
	25	1	153-6479	1	BODY AS						
	26	1	107-2890	1	BODY-VALVE						
	27	1	9S-8005	1	PLUG-O-RING						
	28	1	033-6042	1	SEAL-O-RING						
	29	1	133-6578	1	SEAL-O-RING						
	30	1	6V-3551	1	SEAL-O-RING						
	31	1	8C-5197	2	SEAL-O-RING						
AVAILABLE REPAIR KIT(S):											
J			153-6481	1	KIT-SEAL						
J-KIT MARKED J INCLUDES PART(S) MARKED J											

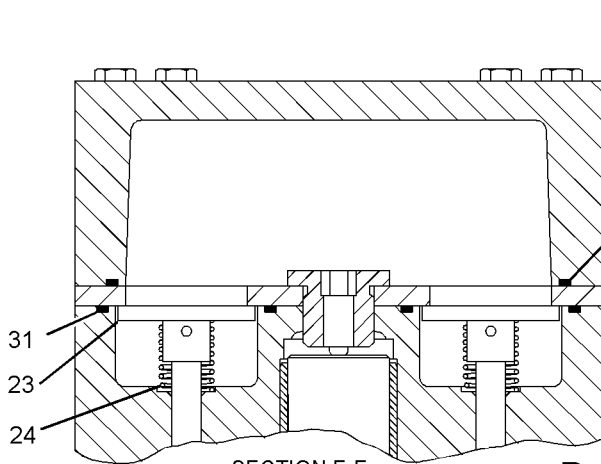
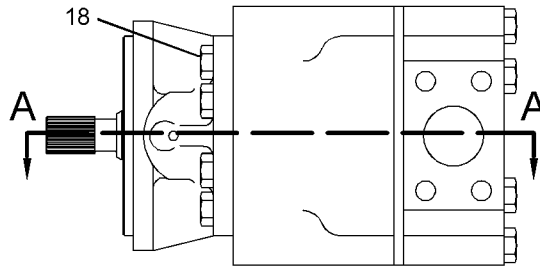
STEERING SYSTEM

150-7585 PUMP GP-GEAR (contd.)

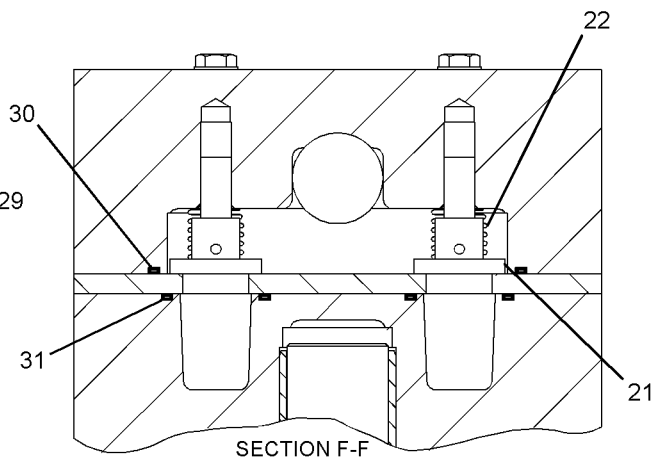
i02948481



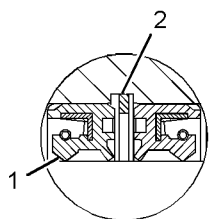
SECTION B-B



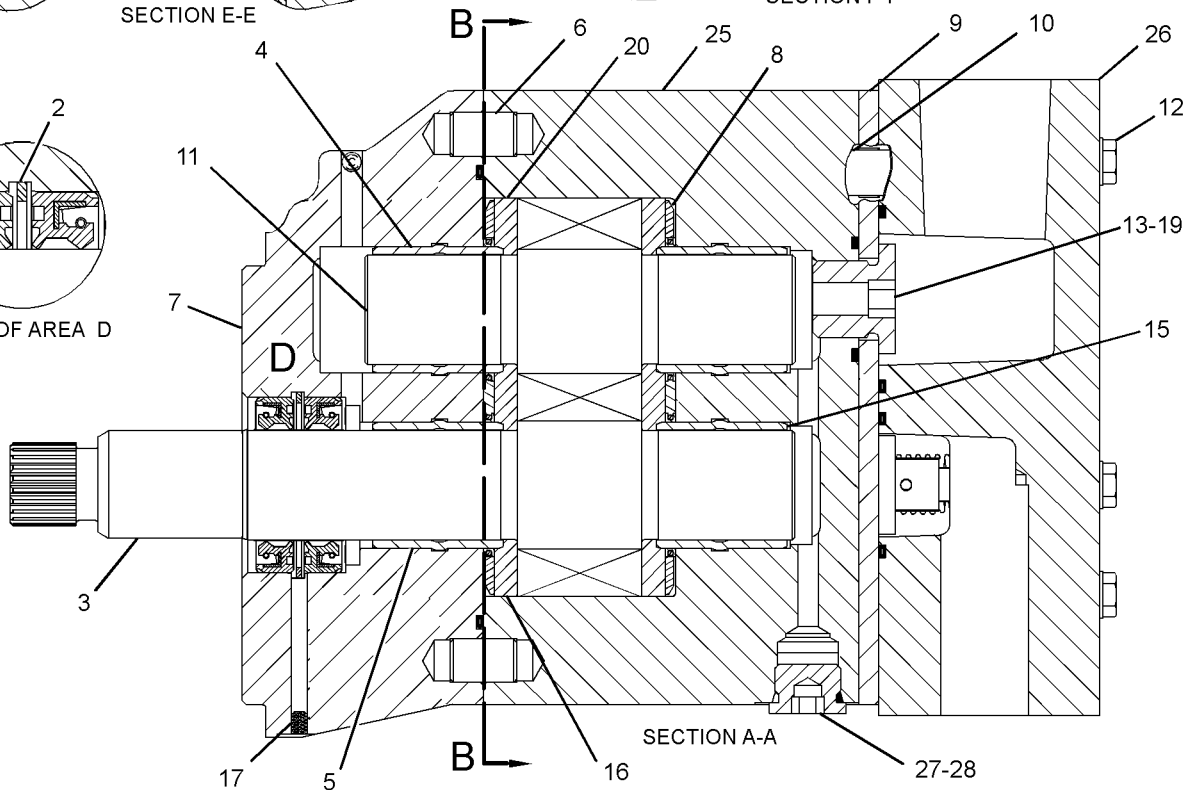
SECTION E-E



SECTION F-F



VIEW OF AREA D



SECTION A-A

GRAPHIC #1

<END>

g01468809

STEERING SYSTEM

153-9624 PUMP GP-PISTON-STEERING*R

S/N: BXY1-UP

PART OF 247-8540, 299-5838, 345-3943 LINES GP-STEERING

SMCS-4268, 4306, 5070

i02022952

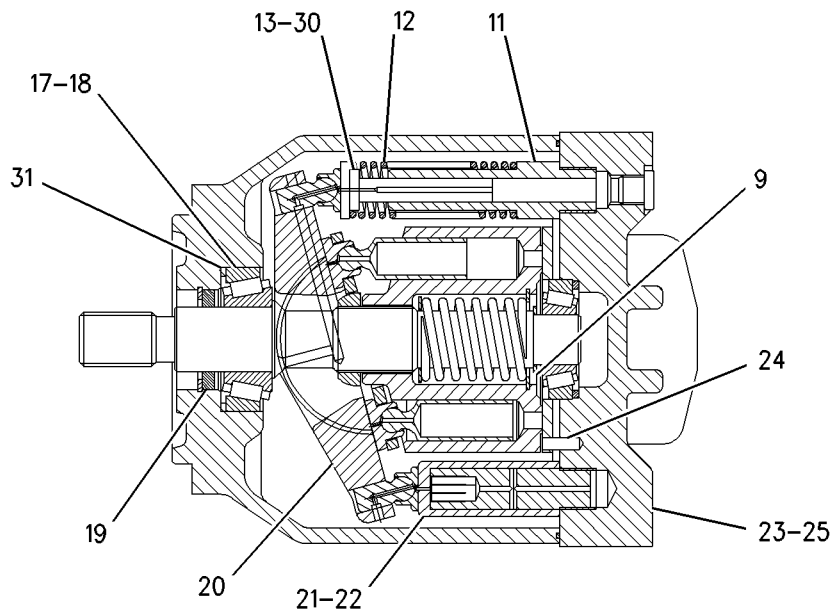
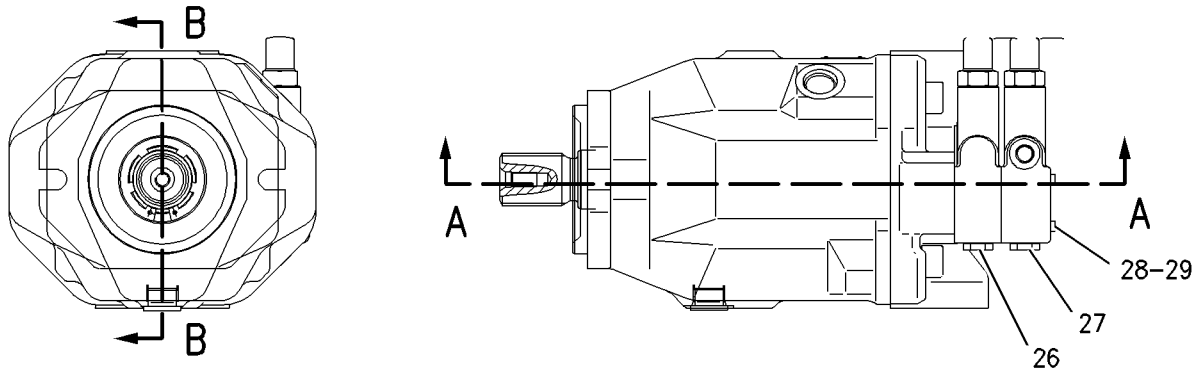
NOTE	REF NO	GRAPHIC REF	PART NUMBER	QTY	PART NAME						SEE PAGE
					1	2	3	4	5	6 (PRODUCT LEVEL)	
	1	1	095-0942	1	RING-RETAINING						
	2	1	176-7507	2	BEARING-CRADLE						
	3	1	176-7508	1	HOUSING-PUMP						
Y	4	1	176-7509	1	ROTATING GP-PUMP						1375
	5	1	5P-9186	4	SEAL-O-RING						
M	6	1	7Y-0467	4	BOLT-SOCKET HEAD (M18X2.5X55-MM)						
	7	1	6Y-2736	1	CONE-BEARING						
	8	1	6Y-2737	1	CUP-BEARING						
	9	1	176-7510	1	SPACER-BEARING						
	10	1	107-3114	1	SEAL-O-RING						
	11	1	176-7511	1	GUIDE-PLUNGER						
	12	1	176-7512	1	SPRING						
	13	1	176-7513	1	PLUNGER						
	14	1	9S-8008	1	PLUG-O RING						
	15	1	3D-2824	1	SEAL-O-RING						
	16	1	176-7514	1	SHAFT-PUMP						
	17	1	1B-3908	1	CONE-BEARING						
	18	1	1B-3909	1	CUP-BEARING						
	19	1	203-1095	1	SEAL						
	20	1	176-7516	1	SWASHPLATE AS						
	21	1	176-7517	1	PISTON-CONTROL						
	22	1	176-7518	1	GUIDE-PISTON						
	23	1	136-8423	1	PLUG-BREAK OFF						
	24	1	7X-2438	1	DOWEL						
	25	1	176-7519	1	HEAD-PUMP						
Y	26	1	176-7520	1	VALVE GP-PUMP CONTROL (PRESSURE COMPENSATOR)						1383
J	27	1	176-7521	1	VALVE GP-PUMP CONTROL (PRESSURE, FLOW COMPENSATOR)						
M	28	1	127-4832	4	BOLT-SOCKET HEAD (M5X0.8X90-MM)						
	29	1	033-6039	5	SEAL-O-RING						
	30	1	176-7692	1	SLEEVE-STOP						
	31	1	176-7693	1	RING-BEARING						
AVAILABLE REPAIR KIT(S):											
J			176-7696	1	KIT-VALVE REPAIR						

J-REPAIR KIT MARKED J SERVICES PART MARKED J
M-METRIC PART
Y-SEPARATE ILLUSTRATION

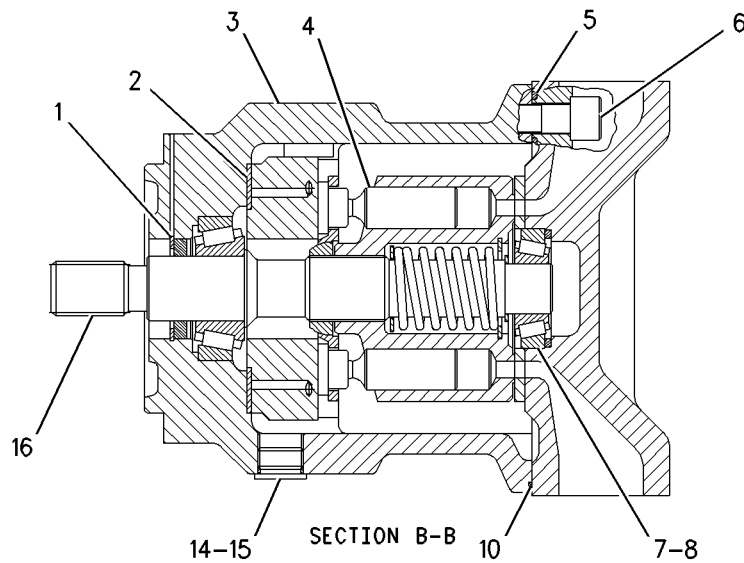
STEERING SYSTEM

153-9624 PUMP GP-PISTON (contd.)

i02022952



SECTION A-A



SECTION B-B

GRAPHIC #1

<END>

g00840838

STEERING SYSTEM

176-7509 ROTATING GP-PUMP-STEERING

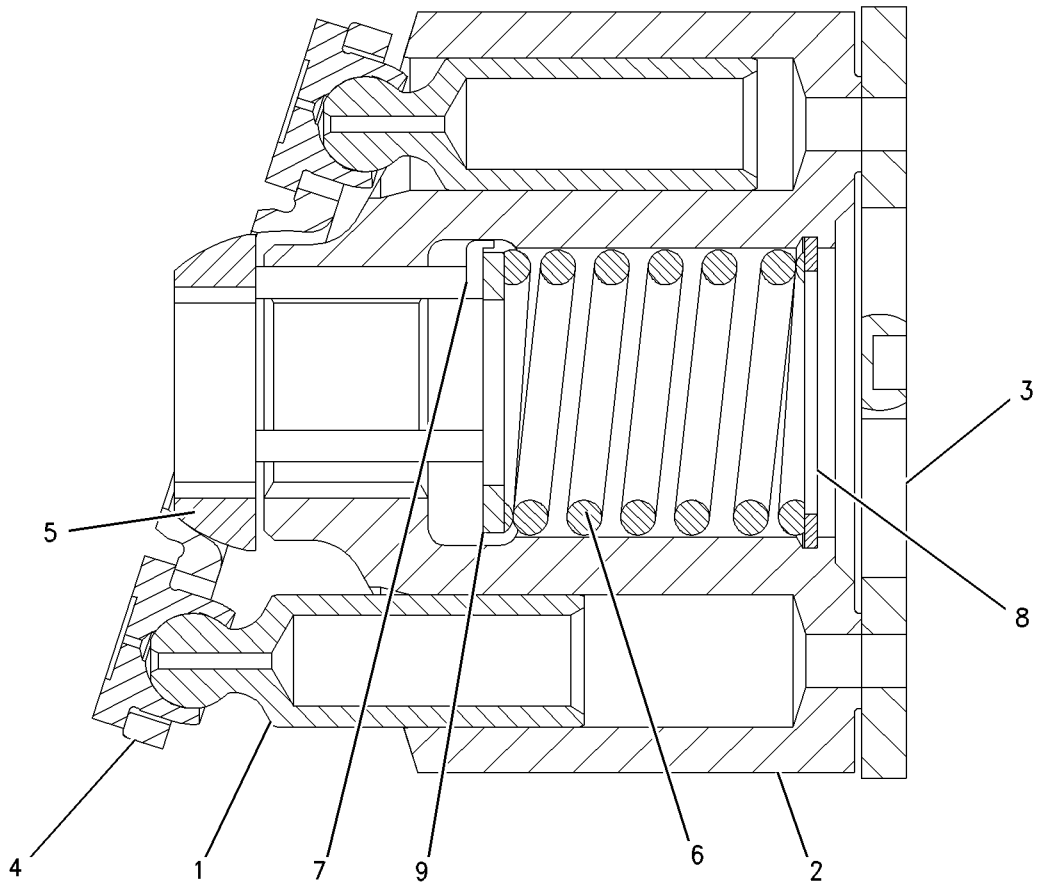
S/N: BXY1-UP

PART OF 153-9624 PUMP GP-PISTON

SMCS-5070

i02651199

NOTE	REF NO	GRAPHIC REF	PART NUMBER	QTY	PART NAME						SEE PAGE
					1	2	3	4	5	6 (PRODUCT LEVEL)	
	1	1	191-7587	9	PISTON AS						
	2	1	191-7589	1	BARREL						
	3	1	191-7585	1	PLATE-DISTRIBUTOR						
	4	1	191-7591	1	PLATE-RETAINING						
	5	1	290-0461	1	BEARING						
	6	1	191-7594	1	SPRING						
	7	1	191-7596	3	PIN						
	8	1	095-0939	1	RING-RETAINING						
	9	1	191-7597	1	SPACER (55X3-MM THK)						



GRAPHIC #1

<END>

g00745979

STEERING SYSTEM

151-2384 STEERING AR

S/N: BXY1-UP

CANNOT BE USED WITH 132-6144 LINES GP-SECONDARY STEERING
AN ATTACHMENT

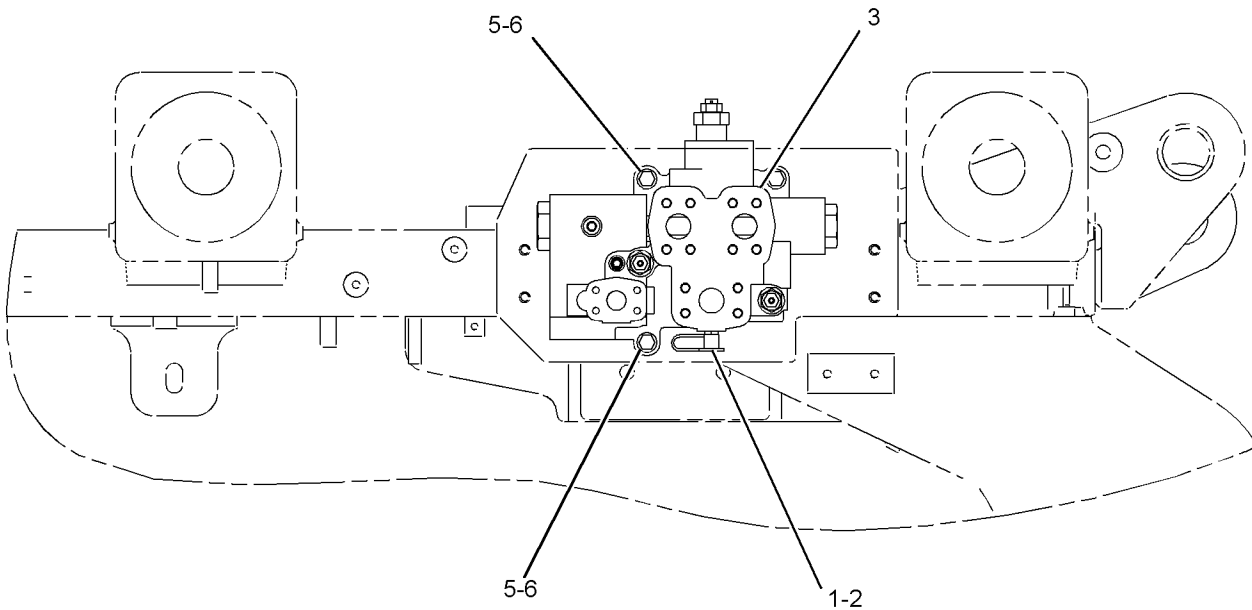
SMCS-4300

i02854711

NOTE	REF NO	GRAPHIC REF	PART NUMBER	QTY	PART NAME						SEE PAGE
					1	2	3	4	5	6 (PRODUCT LEVEL)	
	1	1	6V-0852	1	CAP-DUST						
	2	1	164-5567	1	COUPLER AS-QUICK DISCONNECT						
		1	6V-3965	1	FITTING (QUICK DISCONNECT)						
		1	3J-1907	1	SEAL-O-RING						
Y	3	1	301-4599	1	VALVE GP-STEERING						1388
	5	1	8T-4223	3	WASHER-HARD (13.5X25.5X3-MM THK)						
M	6	1	8T-5041	3	BOLT (M12X1.75X120-MM)						

M-METRIC PART

Y-SEPARATE ILLUSTRATION



GRAPHIC #1

<END>

g01072648

STEERING SYSTEM

149-4617 VALVE GP-CHECK-STEERING QUAD

S/N: BXY1-UP

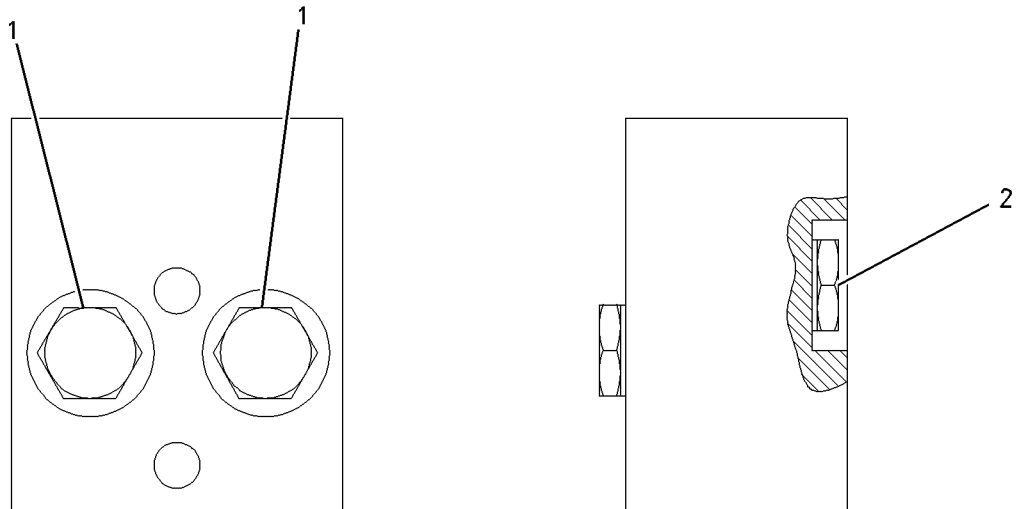
PART OF 132-6142 LINES GP-STEERING NEUTRALIZER

SMCS-4275, 5067

i02387055

NOTE	REF NO	GRAPHIC REF	PART NUMBER	QTY	PART NAME						SEE PAGE
					1	2	3	4	5	6 (PRODUCT LEVEL)	
Y	1	1	176-9369	2	VALVE GP-CHECK (STEERING)						1378
Y	2	1	176-9370	2	VALVE GP-CHECK (STEERING)						1379

Y-SEPARATE ILLUSTRATION



GRAPHIC #1

<END>

g00696391

STEERING SYSTEM

176-9369 VALVE GP-CHECK-STEERING

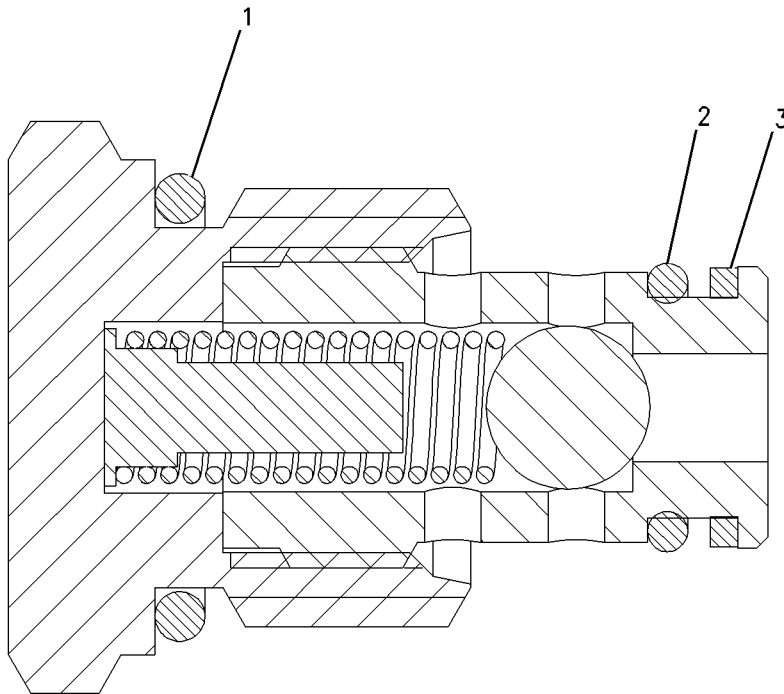
S/N: BXY1-UP

PART OF 149-4617 VALVE GP-CHECK

SMCS-4275, 5067

i01432567

NOTE	REF NO	GRAPHIC REF	PART NUMBER	QTY	PART NAME						SEE PAGE
					1	2	3	4	5	6 (PRODUCT LEVEL)	
	1	1	3K-0360	1	SEAL-O-RING						
	2	1	161-6154	1	SEAL-O-RING						
	3	1	6E-0381	1	RING-BACKUP						



GRAPHIC #1

<END>

g00707403

STEERING SYSTEM

176-9370 VALVE GP-CHECK-STEERING

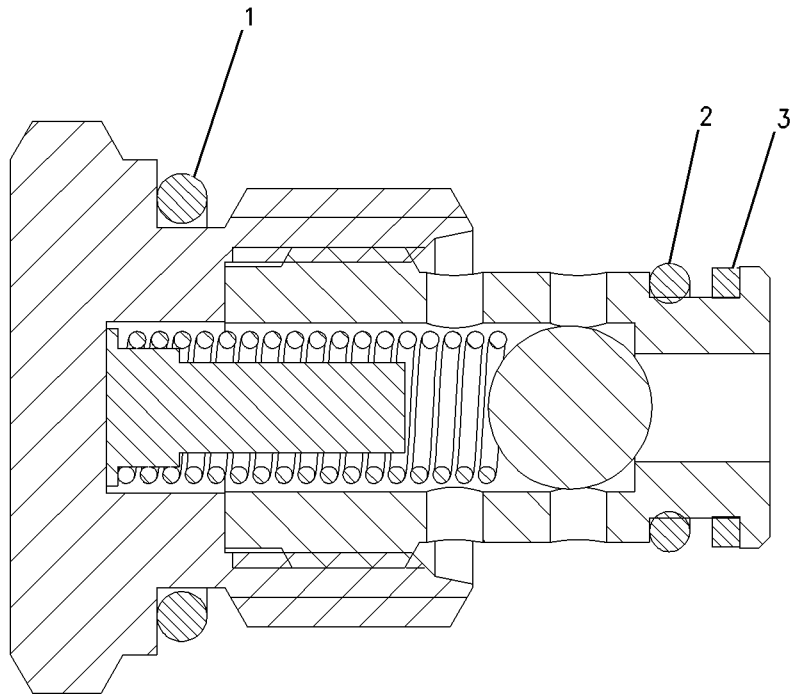
S/N: BXY1-UP

PART OF 149-4617 VALVE GP-CHECK

SMCS-4275, 5067

i01426282

NOTE	REF NO	GRAPHIC REF	PART NUMBER	QTY	PART NAME						SEE PAGE
					1	2	3	4	5	6 (PRODUCT LEVEL)	
	1	1	3K-0360	1	SEAL-O-RING						
	2	1	161-6154	1	SEAL-O-RING						
	3	1	6E-0381	1	RING-BACKUP						



GRAPHIC #1

<END>

g00707403

STEERING SYSTEM

249-5615 VALVE GP-PILOT-STIC STEERING

S/N: BXY1-UP

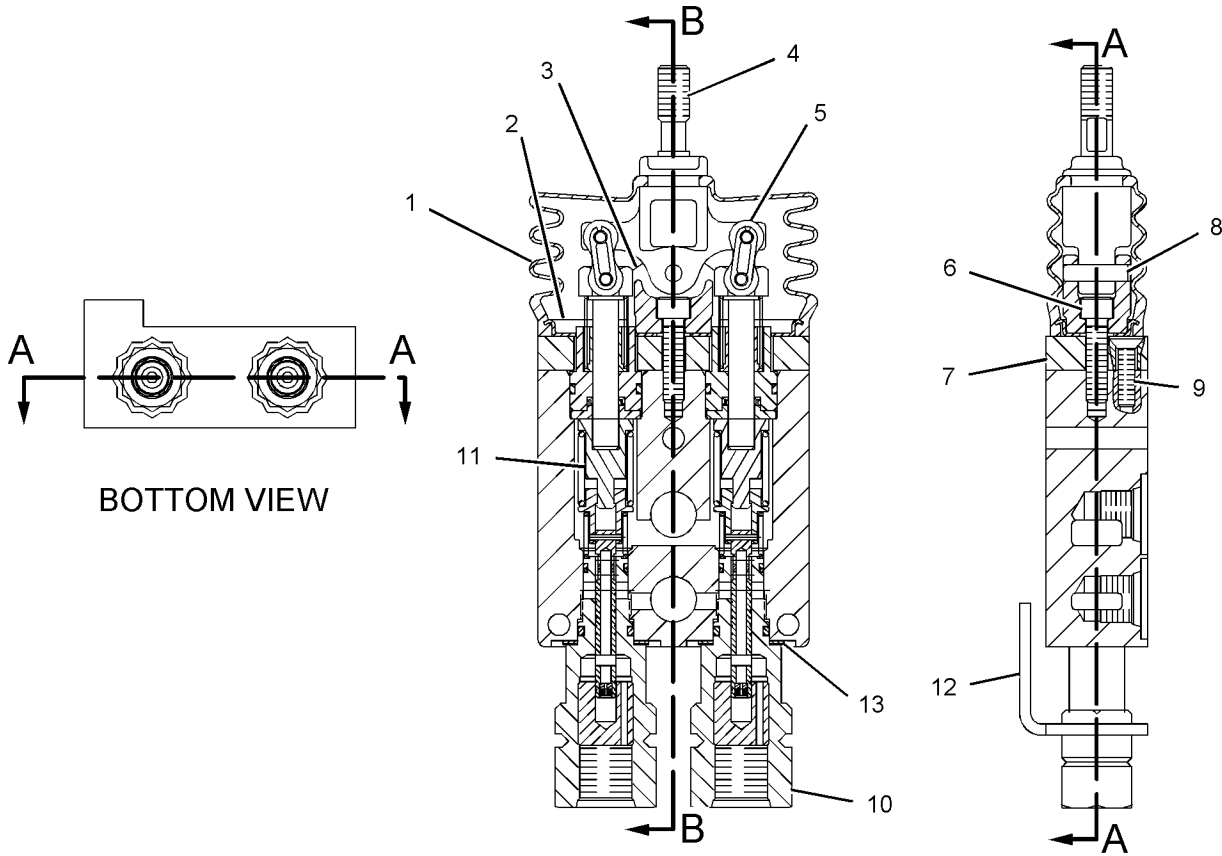
PART OF 141-4940 CONTROL GP-STEERING
ALSO AN ATTACHMENT

SMCS-4342

i03410400

NOTE	REF NO	GRAPHIC REF	PART NUMBER	QTY	PART NAME						SEE PAGE
					1	2	3	4	5	6 (PRODUCT LEVEL)	
	1	1	104-4272	1	BOOT						
	2	1	104-4273	1	CLAMP						
	3	1	104-4256	1	BRACKET						
	4	1	104-4255	1	HANDLE						
	5	1	104-4270	2	LINK-CONNECTING						
	6	1	9F-6641	1	BOLT (5/16-18X1.25-IN)						
	7	1	104-4274	1	SPACER						
	8	1	104-4271	1	DOWEL						
	9	1	8M-6802	2	SCREW-HEX SOCKET (1/4-20X1-IN)						
Y	10	1	147-1238	2	VALVE GP-PILOT CARTRIDGE						1382
Y	11	1	147-1237	2	VALVE GP-PILOT CARTRIDGE						1381
	12	1	249-5616	1	BRACKET						
B	13	1	103-6319	2	SHIM (0.762-MM THK)						

B-USE AS REQUIRED
Y-SEPARATE ILLUSTRATION



SECTION A-A
<END>

SECTION B-B

GRAPHIC #1

g01093767

STEERING SYSTEM

147-1237 VALVE GP-PILOT CARTRIDGE

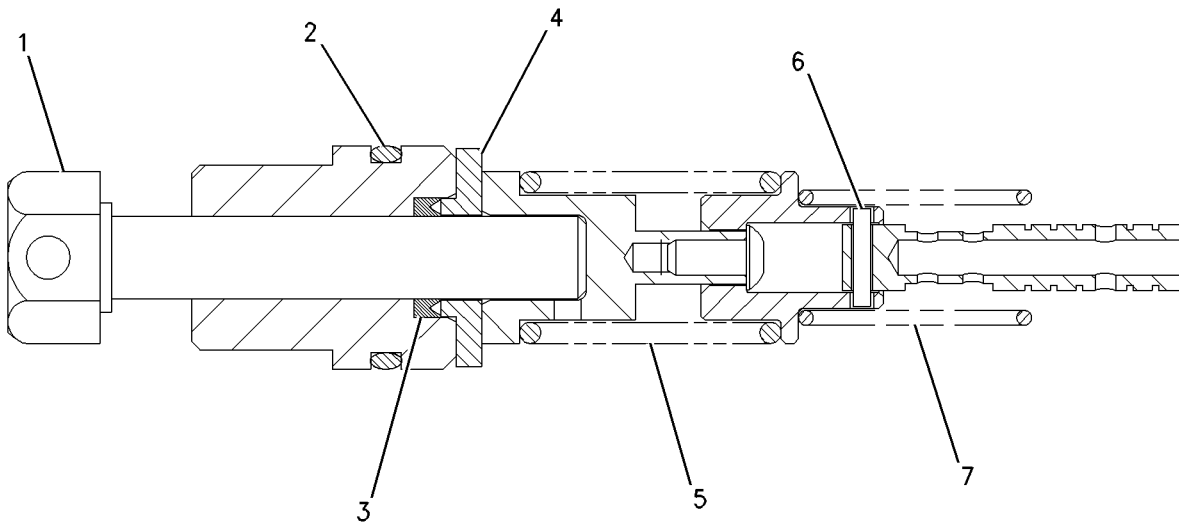
S/N: BXY1-UP

PART OF 249-5615 VALVE GP-PILOT
ALSO AN ATTACHMENT

SMCS-4342

i02741371

NOTE	REF NO	GRAPHIC REF	PART NUMBER	QTY	PART NAME						SEE PAGE
					1	2	3	4	5	6 (PRODUCT LEVEL)	
	1	1	103-7410	1	PLUNGER						
	2	1	5P-8356	1	SEAL-O-RING						
J	3	1	147-3061	1	SEAL-SPOOL						
	4	1	6E-0763	1	RETAINER						
	5	1	103-7407	1	SPRING						
	6	1	6E-3769	1	PIN						
	7	1	6E-3767	1	SPRING						
AVAILABLE REPAIR KIT(S):											
J			1G-5928	1	KIT-PLUNGER SEAL (INCLUDES SEAL-O-RING)						
J-REPAIR KIT(S) MARKED J SERVICES PART(S) MARKED J											



GRAPHIC #1

<END>

g00751333

STEERING SYSTEM

147-1238 VALVE GP-PILOT CARTRIDGE

S/N: BXY1-UP

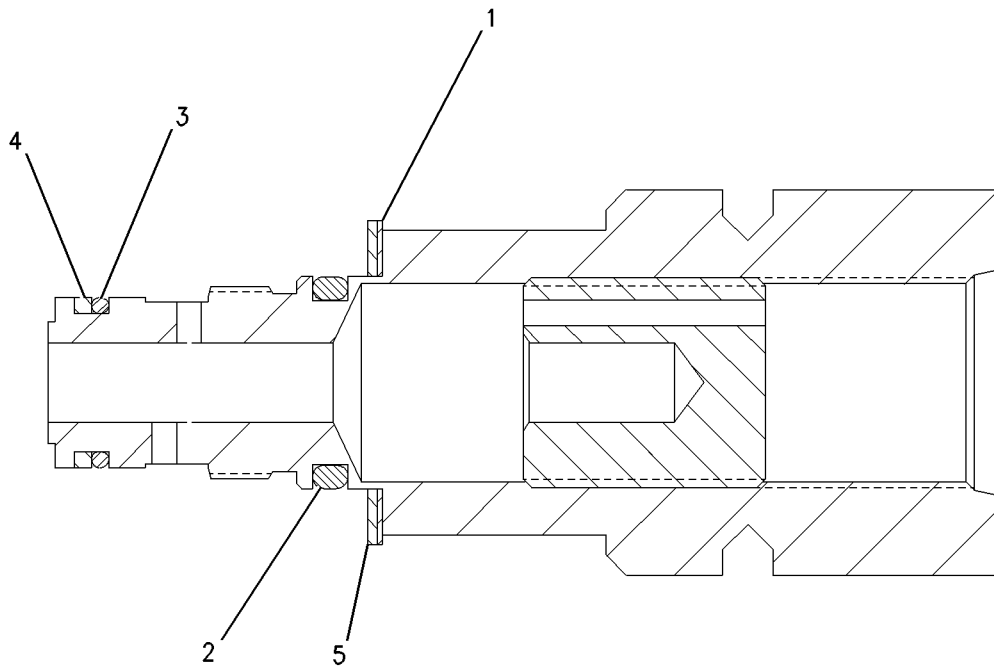
PART OF 249-5615 VALVE GP-PILOT
ALSO AN ATTACHMENT

SMCS-4342

i03410402

NOTE	REF NO	GRAPHIC REF	PART NUMBER	QTY	PART NAME						SEE PAGE
					1	2	3	4	5	6 (PRODUCT LEVEL)	
B	1	1	103-6318	1	SHIM						
	2	1	095-1519	1	SEAL-O-RING						
	3	1	6V-5758	1	SEAL-O-RING						
	4	1	6E-0770	1	RING-BACKUP						
B	5	1	103-6319	1	SHIM (0.762-MM THK)						

B-USE AS REQUIRED



GRAPHIC #1

<END>

g00751167

STEERING SYSTEM

176-7520 VALVE GP-PUMP CONTROL-PRESSURE COMPENSATOR-STEERING

S/N: BXY1-UP

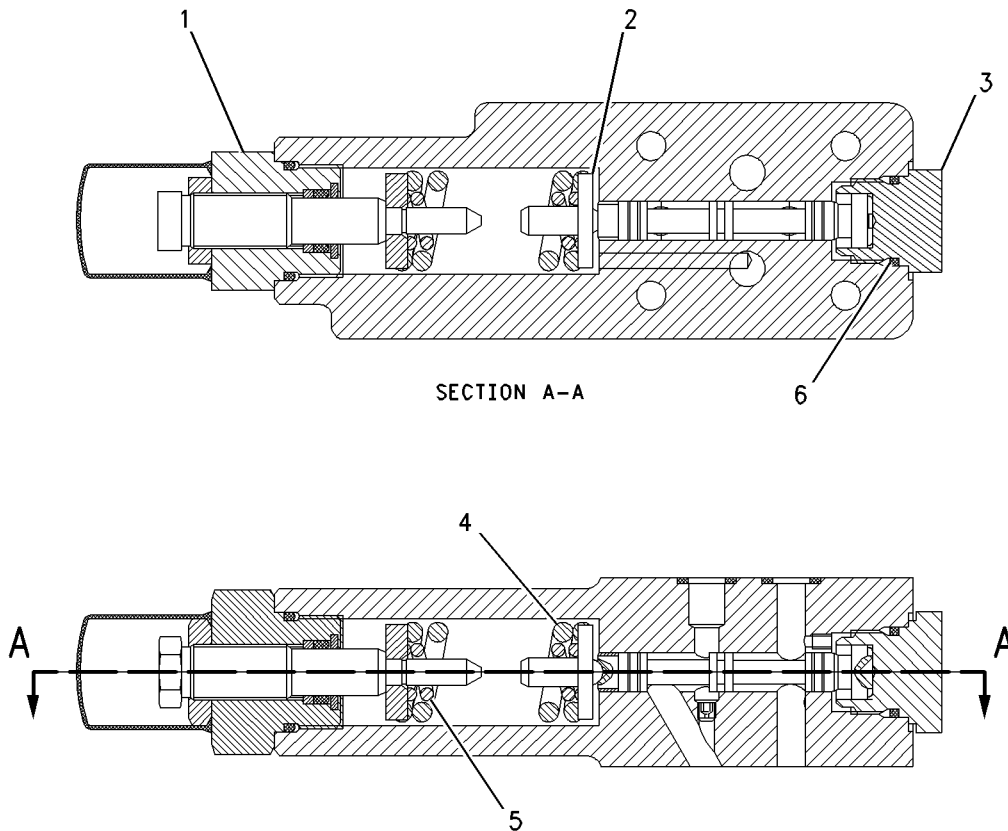
PART OF 153-9624 PUMP GP-PISTON

SMCS-5455

i02741372

NOTE	REF NO	GRAPHIC REF	PART NUMBER	QTY	PART NAME						SEE PAGE
					1	2	3	4	5	6 (PRODUCT LEVEL)	
JY	1	1	194-3286	1	PLUG GP-CONTROL VALVE (PRESSURE COMPENSATOR)						1370
	2	1	194-3285	1	RETAINER						
J	3	1	194-3287	1	PLUG						
	4	1	194-3288	1	SPRING						
	5	1	194-3289	1	SPRING						
J	6	1	6V-5142	1	SEAL-O-RING						
AVAILABLE REPAIR KIT(S):											
J			191-7607	1	KIT-VALVE REPAIR (PRESSURE COMPENSATOR VALVE) (INCLUDES PLUG ASSEMBLIES, SEAL-O-RINGS, RING-BACKUP, & PARTS MARKED J)						

J-KIT MARKED J SERVICES PARTS MARKED J
Y-SEPARATE ILLUSTRATION



GRAPHIC #1

<END>

g00751359

STEERING SYSTEM

6E-3986 VALVE GP-RELIEF-SECONDARY STEERING

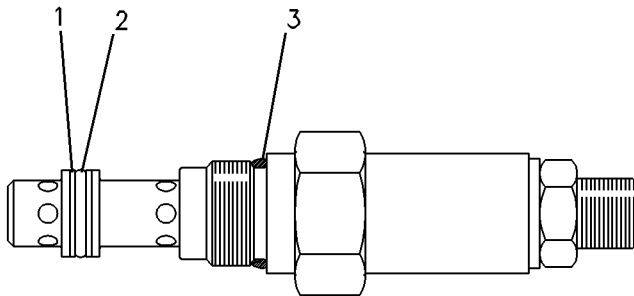
S/N: BXY1-UP

PART OF 301-4602 VALVE GP-STEERING
AN ATTACHMENT

SMCS-4322, 5069, 7428

i03482062

NOTE	REF NO	GRAPHIC REF	PART NUMBER	QTY	PART NAME						SEE PAGE
					1	2	3	4	5	6 (PRODUCT LEVEL)	
	1	1	7X-4776	2	RING-BACKUP						
	2	1	8C-3097	1	SEAL-O-RING						
	3	1	3K-0360	1	SEAL-O-RING						
					AVAILABLE REPAIR KIT(S):						
			6E-4753	1	KIT-SEAL						



GRAPHIC #1

<END>

g00119845

STEERING SYSTEM

6E-6188 VALVE GP-RELIEF-PUMP BACKUP

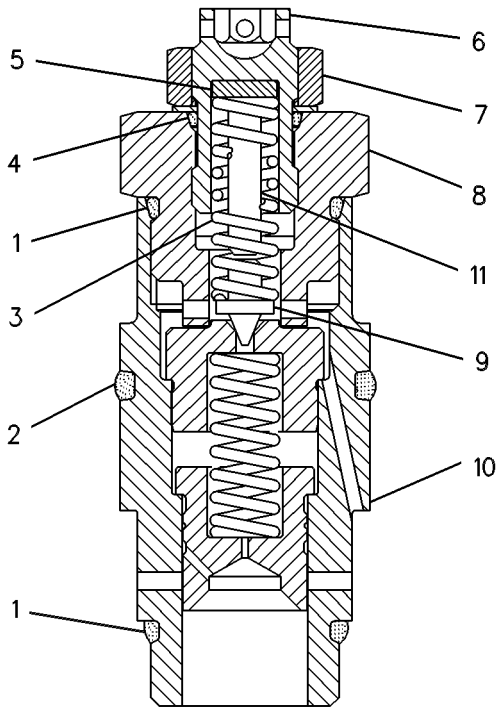
S/N: BXY1-UP

PART OF 301-4599, 301-4602 VALVE GP-STEERING
AN ATTACHMENT

SMCS-4322, 5069, 7428

i02225228

NOTE	REF NO	GRAPHIC REF	PART NUMBER	QTY	PART NAME						SEE PAGE
					1	2	3	4	5	6 (PRODUCT LEVEL)	
	1	1	7M-8485	2	SEAL-O-RING						
	2	1	4J-0522	1	SEAL-O-RING						
	3	1	4T-2770	1	SPRING						
	4	1	3K-0360	1	SEAL-O-RING						
	5	1	4Y-5812	1	PLATE						
	6	1	6E-5510	1	RETAINER AS						
	7	1	9X-6395	1	NUT (3/4-16-THD)						
	8	1	6E-1127	1	CAP						
	9	1	8J-0331	1	VALVE						
	10	1	6E-6138	1	VALVE GP-RELIEF (MAIN)						
		1	8H-3532	1	SPRING-VALVE						
	11	1	7J-2546	1	PISTON						



GRAPHIC #1

<END>

g00120937

STEERING SYSTEM

6E-5566 VALVE GP-SELECTOR & PRESS CONT- SECONDARY STEERING

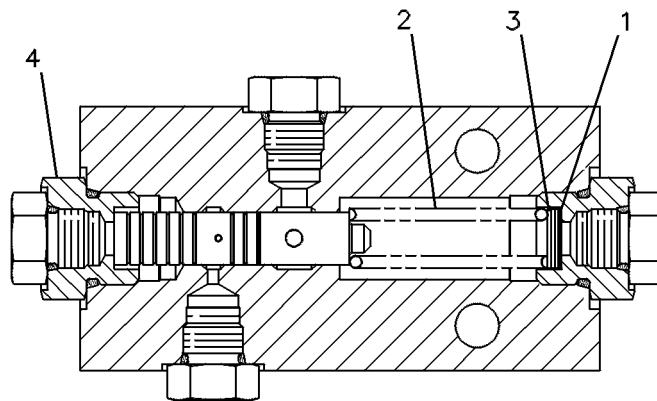
S/N: BXY1-UP

PART OF 132-6144 LINES GP-SECONDARY STEERING
AN ATTACHMENT

SMCS-4349

i01500291

NOTE	REF NO	GRAPHIC REF	PART NUMBER	QTY	PART NAME						SEE PAGE
					1	2	3	4	5	6 (PRODUCT LEVEL)	
	1	1	5S-7018	3	SPACER (7.54X14.15X0.25-MM THK)						
	2	1	7S-8553	1	SPRING						
	3	1	5S-7001	3	SPACER (7.54X14.15X0.9-MM THK)						
	4	1	108-3866	2	ADAPTER						
		1	2M-9780	2	SEAL-O-RING						



GRAPHIC #1

<END>

g00120846

STEERING SYSTEM

4T-1860 VALVE GP-SHUTTLE-LOAD SIGNAL, STEER, IMPLEMENT

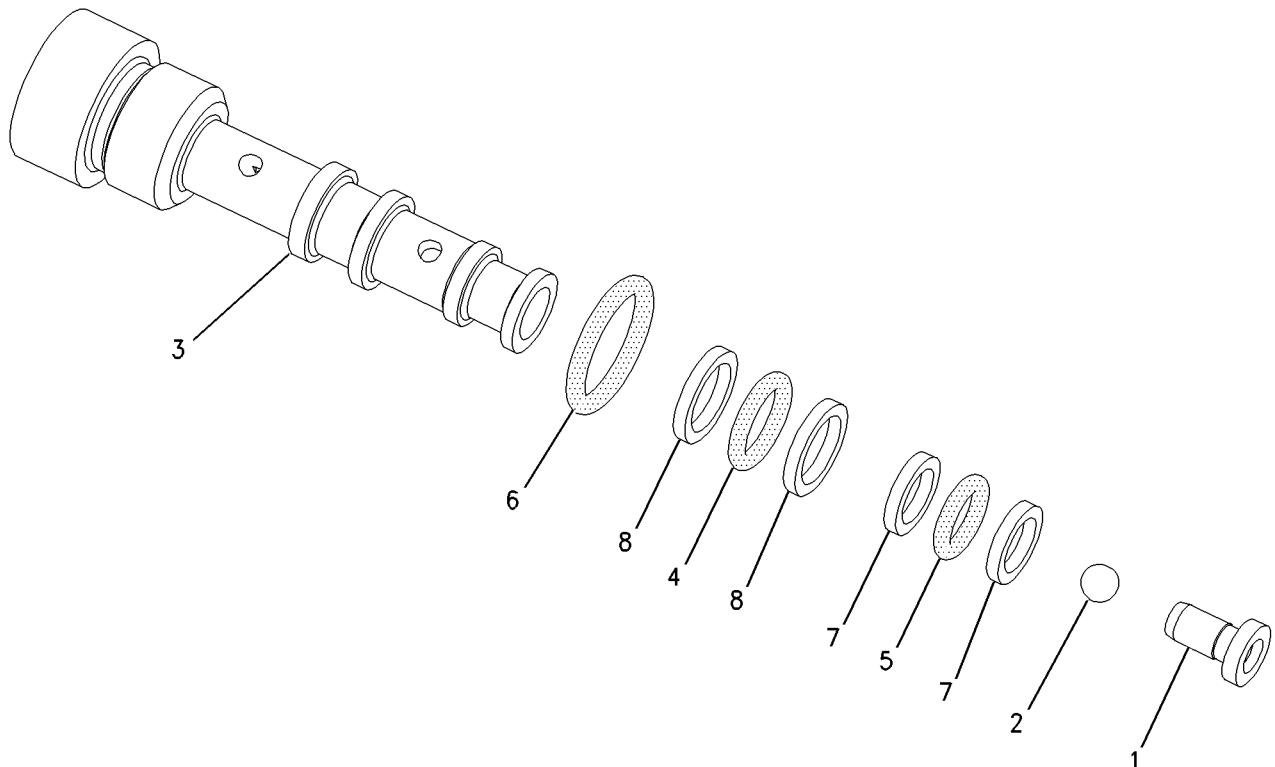
S/N: BXY1-UP

PART OF 222-4436, 291-8508 VALVE GP-CONTROL, 212-8712, 212-8746, 292-8121,
292-8123 VALVE GP-MAIN CONTROL, 301-4599, 301-4602 VALVE GP-STEERING
AN ATTACHMENT

SMCS-4289, 5079

i03247064

NOTE	REF NO	GRAPHIC REF	PART NUMBER	QTY	PART NAME						SEE PAGE
					1	2	3	4	5	6 (PRODUCT LEVEL)	
	1	1	4T-0925	1	SEAT						
	2	1	1M-6718	1	BALL						
	3	1	4T-0928	1	VALVE						
	4	1	6V-5324	1	SEAL-O-RING						
	5	1	147-6603	1	SEAL-O-RING						
	6	1	3J-1907	1	SEAL-O-RING						
	7	1	147-6604	2	RING-BACKUP						
	8	1	147-6605	2	RING-BACKUP						



GRAPHIC #1

<END>

g00775006

STEERING SYSTEM

301-4599 VALVE GP-STEERING

S/N: BXY1-UP

PART OF 151-2384 STEERING AR
AN ATTACHMENT

SMCS-4307

i02910259

NOTE	REF NO	GRAPHIC REF	PART NUMBER	QTY	PART NAME						SEE PAGE
					1	2	3	4	5	6 (PRODUCT LEVEL)	
	1	2	1T-0936	2	PLUG-PIPE						
	2	2	2S-2596	2	SPRING						
Y	4	2	4T-1860	1	VALVE GP-SHUTTLE (LOAD SIGNAL, STEERING CYLINDER)						1387
	5	1	6E-3775	1	RETAINER						
	6	2	6E-3779	2	PLUG AS (EACH INCLUDES)						
		2	7J-1089	1	PLUG						
		2	7M-5130	1	PIN-SPRING						
	7	1	6E-4499	1	SPRING						
	8	1	6E-4513	1	ADAPTER-O-RING						
	9	1	6E-4514	1	ADAPTER-O-RING						
Y	10	1	6E-6188	1	VALVE GP-RELIEF (PUMP BACKUP)						1385
	11	1	7J-2927	1	WASHER (16.66X39.37X3.96-MM THK)						
	12	2	9T-7419	1	VALVE GP-RELIEF (STEERING CYLINDER CROSSOVER)						
		2	2M-9780	1	SEAL-O-RING						
		2	5P-2199	2	RING-BACKUP						
		2	6E-0410	1	SEAL-O-RING						
L	14	2	152-9152	1	PLUG GP						
	17	2	307-6457	1	SCREEN AS						
	18	2	307-6458	1	SPRING						
	19	2	148-8407	2	PLUG AS (EACH INCLUDES)						
		2	3J-1907	1	SEAL-O-RING						
		2	9S-4191	1	PLUG-O-RING						
	20	2	148-8409	3	PLUG AS (EACH INCLUDES)						
		2	3D-2824	1	SEAL-O-RING						
		2	9S-8008	1	PLUG-O-RING						
	21	1,2	155-3624	15	PLUG AS (EACH INCLUDES)						
		1,2	3J-7354	1	SEAL-O-RING						
		1,2	9S-4182	1	PLUG-O-RING						
	22	2	162-0177	1	PLUG AS						
		2	3J-1907	1	SEAL-O-RING						
		2	9S-8004	1	PLUG						
	23	1	8T-4896	1	WASHER-HARD (10.2X18.5X2.5-MM THK)						
	24	2	183-7262	2	PLUG AS (EACH INCLUDES)						
		2	2S-4078	1	SEAL-O-RING						
		2	9S-8010	1	PLUG						
	25	2	1P-4579	2	FLANGE-HALF						
	26	1	292-4307	1	RETAINER						
	27	1	2S-4078	1	SEAL-O-RING						
	28	2	3J-1907	2	SEAL-O-RING						
	29	2	4B-9782	2	BALL						
B	30	1	4J-8224	5	SHIM (0.254-MM THK)						
B	31	1	5J-4776	1	SHIM (0.127-MM THK)						
J	32	2	6E-4286	1	VALVE GP-PRESSURE REDUCING (STEERING PILOT OIL REGULATOR)						
	33	1	6E-4500	1	SPRING						
	34	1	6K-6307	1	SEAL-O-RING						
M	35	1	8T-2223	1	BOLT-SOCKET HEAD (M10X1.5X45-MM)						
M	36	2	8T-4183	4	BOLT (M12X1.75X40-MM)						
	37	2	8T-4223	5	WASHER-HARD (13.5X25.5X3-MM THK)						

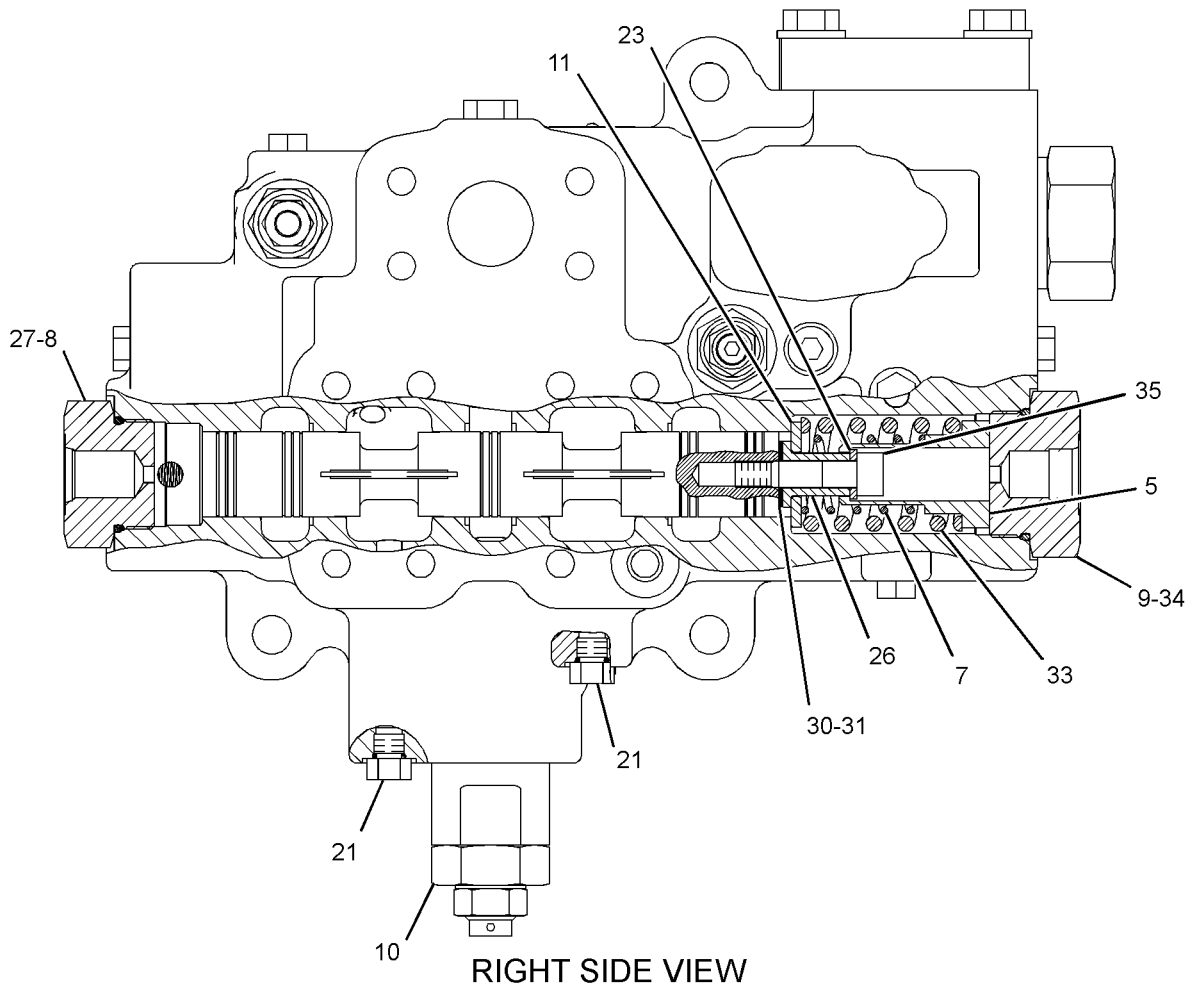
STEERING SYSTEM

301-4599 VALVE GP-STEERING (contd.)

i02910259

NOTE	REF NO	GRAPHIC REF	PART NUMBER	QTY	PART NAME						SEE PAGE
					1	2	3	4	5	6 (PRODUCT LEVEL)	
	38	2	9J-9821	2	SEAT						
AVAILABLE REPAIR KIT(S):											
J			6E-4287	1	KIT-SEAL (PRESSURE REDUCING VALVE) (INCLUDES SEALS & RINGS)						
L			2U-7354	1	KIT-SEAL (DIVERter VALVE) (INCLUDES SEAL-O-RINGS & BACKUP RINGS)						

B-USE AS REQUIRED
 J-KIT MARKED J SERVICES PART MARKED J
 L-KIT MARKED L SERVICES PART MARKED L
 M-METRIC PART
 Y-SEPARATE ILLUSTRATION



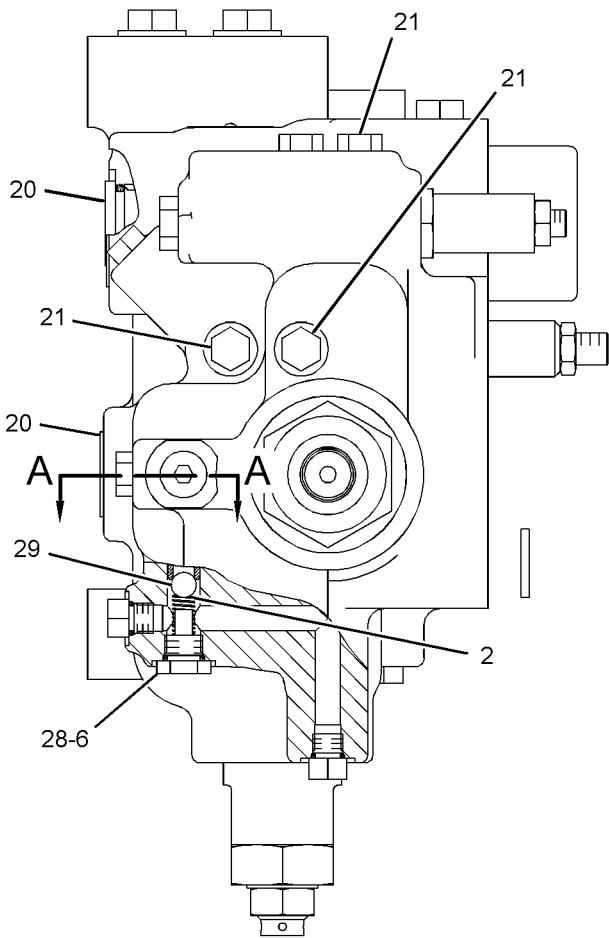
GRAPHIC #1

g01423184

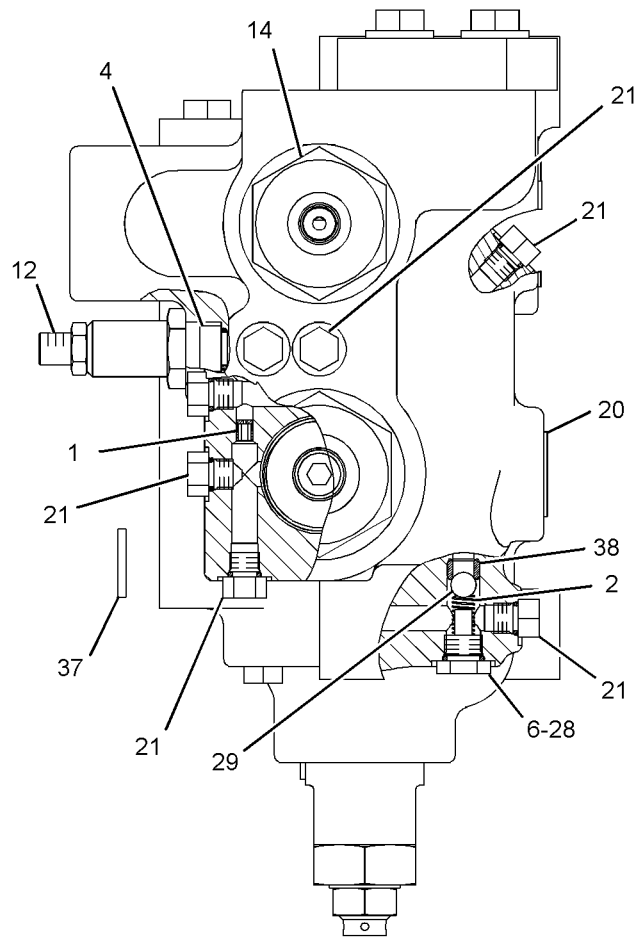
STEERING SYSTEM

301-4599 VALVE GP-STEERING (contd.)

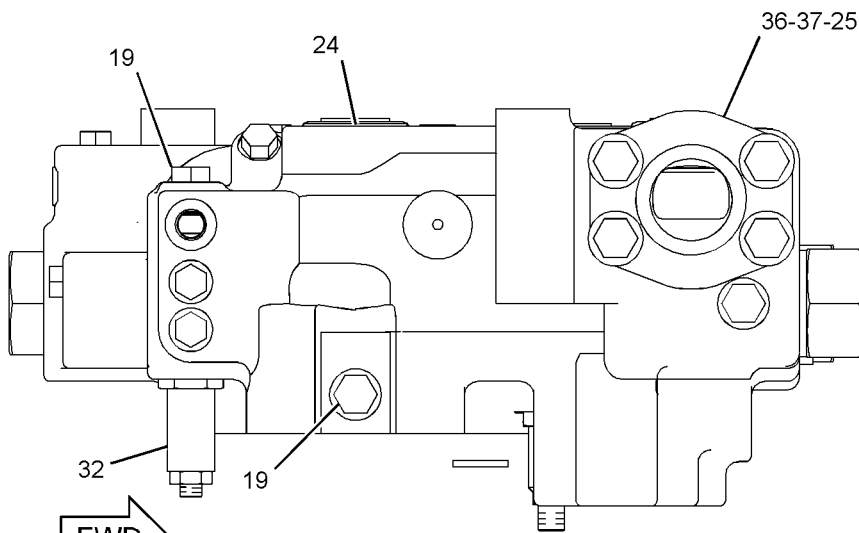
i02910259



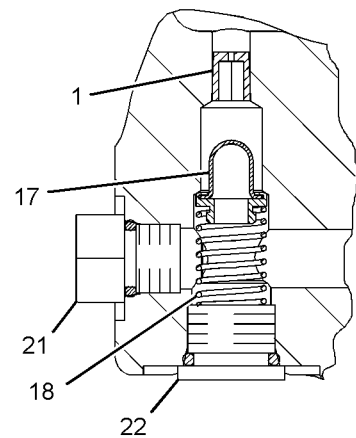
REAR VIEW



FRONT VIEW



TOP VIEW



SECTION A-A

GRAPHIC #2

<END>

g01426683

STEERING SYSTEM

301-4602 VALVE GP-STEERING-WITH SECONDARY STEERING

S/N: BXY1-UP

PART OF 132-6144 LINES GP-SECONDARY STEERING
AN ATTACHMENT

SMCS-4307

i02910258

NOTE	REF NO	GRAPHIC REF	PART NUMBER	QTY	PART NAME						SEE PAGE
					1	2	3	4	5	6 (PRODUCT LEVEL)	
	1	2	1T-0936	2	PLUG-PIPE						
	2	2	1U-0323	1	PLUG AS						
		2	1U-0322	1	BEARING-SLEEVE						
		2	3G-2683	1	PLUG						
	3	2	2S-2596	2	SPRING						
J	4	2	2U-7345	1	VALVE-DIVERTER (SECONDARY STEERING)						
	5	2	4B-4158	1	SCREW-DRIVE (NO 4X0.25-IN)						
Y	6	2	4T-1860	1	VALVE GP-SHUTTLE (LOAD SIGNAL, STEERING CYLINDER)						1387
	7	1	6E-3775	1	RETAINER						
	8	2	6E-3779	2	PLUG AS						
					(EACH INCLUDES)						
		2	7J-1089	1	PLUG						
		2	7M-5130	1	PIN-SPRING						
	9	2	6E-3780	1	VALVE (PRIMARY STEERING PUMP CHECK)						
	10	1	6E-4499	1	SPRING						
	11	1	6E-4513	1	ADAPTER-O-RING						
	12	1	6E-4514	1	ADAPTER-O-RING						
Y	13	1	6E-6188	1	VALVE GP-RELIEF (PUMP BACKUP)						1385
	14	1	7J-2927	1	WASHER (16.66X39.37X3.96-MM THK)						
	15	2	7J-7423	1	VALVE (SECONDARY STEERING PUMP CHECK)						
	16	2	7S-8491	1	SPRING						
	17	2	9T-7419	1	VALVE GP-RELIEF (STEERING CYLINDER CROSSOVER)						
	21	2	307-6457	1	SCREEN AS						
	22	2	307-6458	1	SPRING						
	23	2	148-8407	3	PLUG AS						
					(EACH INCLUDES)						
		2	3J-1907	1	SEAL-O-RING						
		2	9S-4191	1	PLUG-O-RING						
	24	2	148-8409	3	PLUG AS						
					(EACH INCLUDES)						
		2	3D-2824	1	SEAL-O-RING						
		2	9S-8008	1	PLUG-O-RING						
	25	1,2	155-3624	15	PLUG AS						
					(EACH INCLUDES)						
		1,2	3J-7354	1	SEAL-O-RING						
		1,2	9S-4182	1	PLUG-O-RING						
	26	1	8T-4896	1	WASHER-HARD (10.2X18.5X2.5-MM THK)						
	27	2	162-0177	1	PLUG AS						
		2	3J-1907	1	SEAL-O-RING						
		2	9S-8004	1	PLUG						
	28	2	183-7262	1	PLUG AS						
		2	2S-4078	1	SEAL-O-RING						
		2	9S-8010	1	PLUG						
	29	1,2	292-4307	1	RETAINER						
	30	1	183-7263	1	PLUG AS						
		1	3J-7354	1	SEAL-O-RING						
		1	9S-8002	1	PLUG-O-RING						
	31	2	1P-4579	2	FLANGE-HALF						
	32	1,2	2S-4078	2	SEAL-O-RING						
	33	2	3J-1907	2	SEAL-O-RING						
	34	2	4B-9782	2	BALL						
B	35	1	4J-8224	5	SHIM (0.254-MM THK)						
	36	2	5J-3419	1	SPRING						
B	37	1	5J-4776	1	SHIM (0.127-MM THK)						

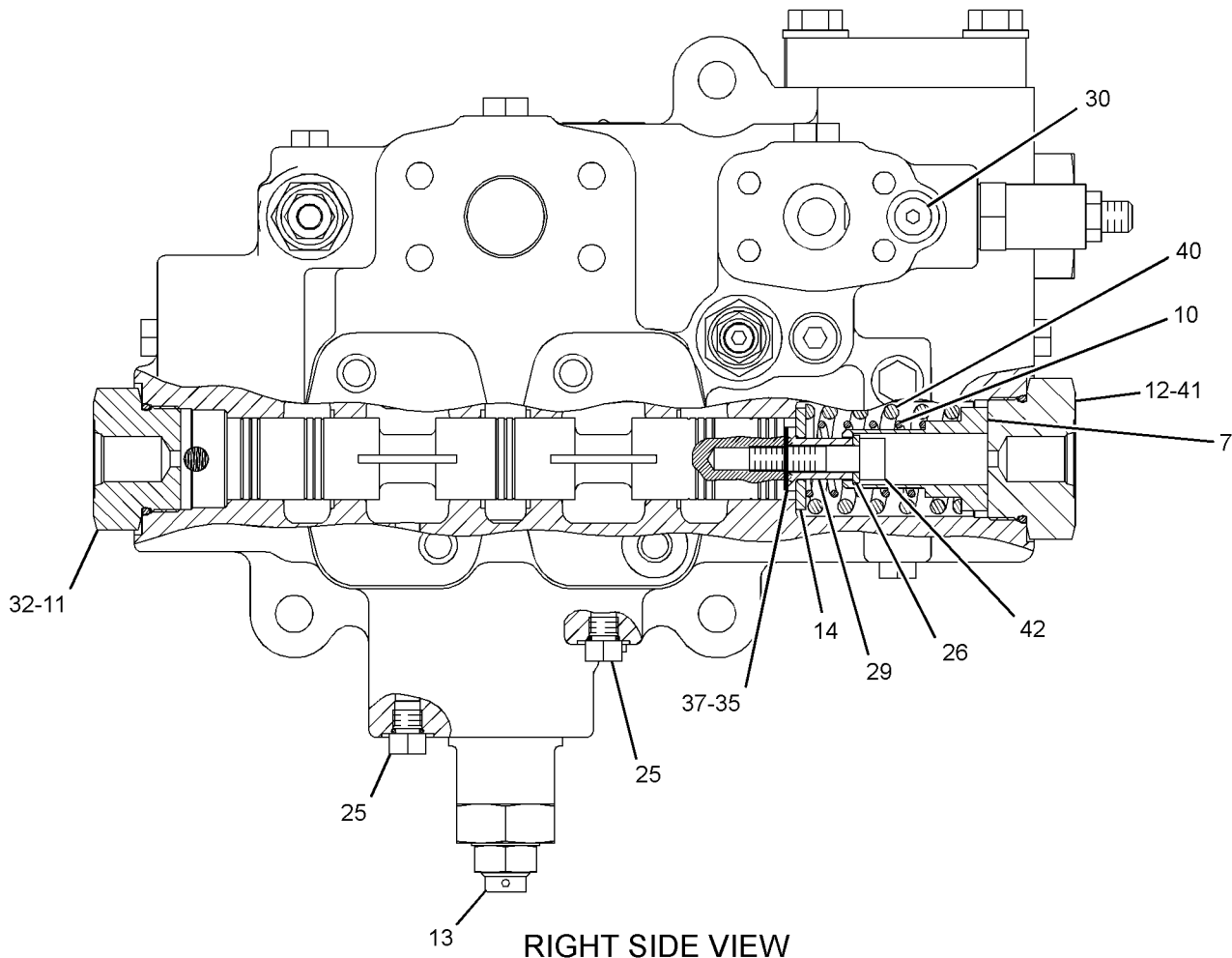
STEERING SYSTEM

301-4602 VALVE GP-STEERING (contd.)

i02910258

NOTE	REF NO	GRAPHIC REF	PART NUMBER	QTY	PART NAME						SEE PAGE
					1	2	3	4	5	6 (PRODUCT LEVEL)	
Y	38	2	6E-3986	1	VALVE GP-RELIEF (SECONDARY STEERING)						1384
L	39	2	6E-4286	1	VALVE GP-PRESSURE REDUCING (STEERING PILOT OIL REGULATOR)						
	40	1	6E-4500	1	SPRING						
	41	1	6K-6307	1	SEAL-O-RING						
M	42	1	8T-2223	1	BOLT-SOCKET HEAD (M10X1.5X45-MM)						
M	43	2	8T-4183	4	BOLT (M12X1.75X40-MM)						
	44	2	8T-4223	5	WASHER-HARD (13.5X25.5X3-MM THK)						
	45	2	9J-9821	2	SEAT						
AVAILABLE REPAIR KIT(S):											
J			2U-7354	1	KIT-SEAL (DIVERTER VALVE) (INCLUDES SEAL-O-RINGS & BACKUP RINGS)						
L			6E-4287	1	KIT-SEAL (PRESSURE REDUCING VALVE) (INCLUDES SEALS & RINGS)						

B-USE AS REQUIRED
 J-KIT MARKED J SERVICES PART MARKED J
 L-KIT MARKED L SERVICES PART MARKED L
 M-METRIC PART
 Y-SEPARATE ILLUSTRATION



RIGHT SIDE VIEW

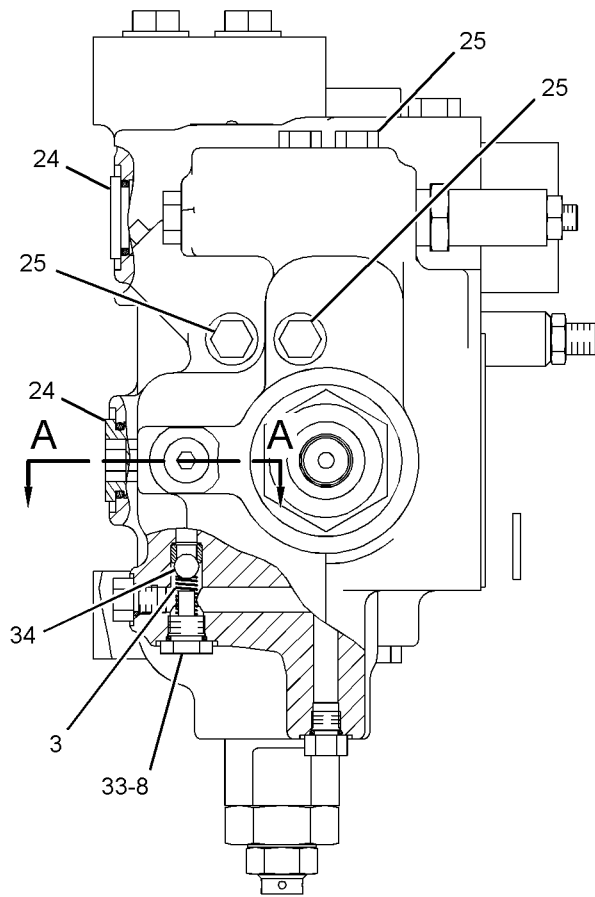
GRAPHIC #1

g01423147

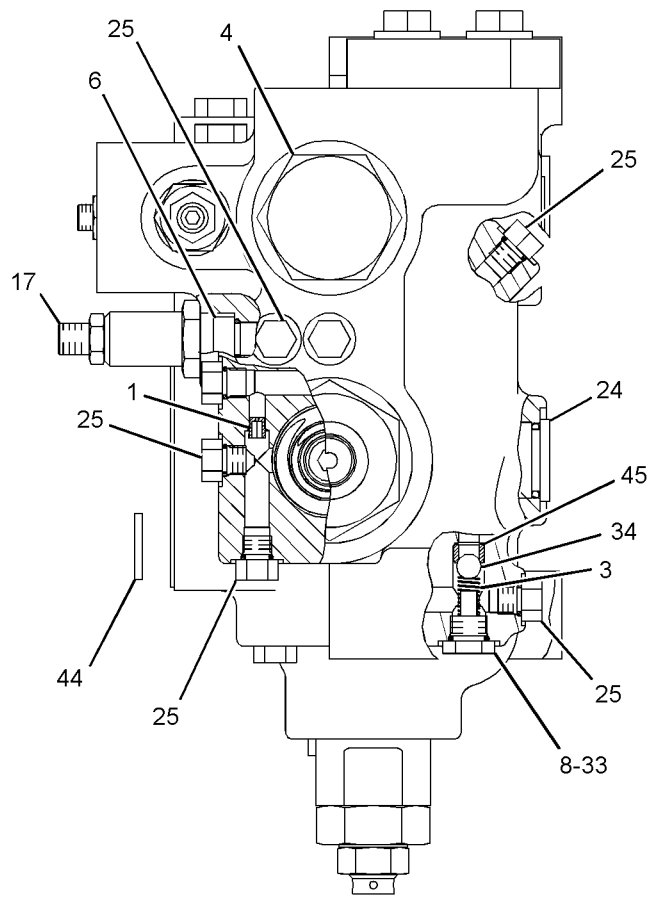
STEERING SYSTEM

301-4602 VALVE GP-STEERING (contd.)

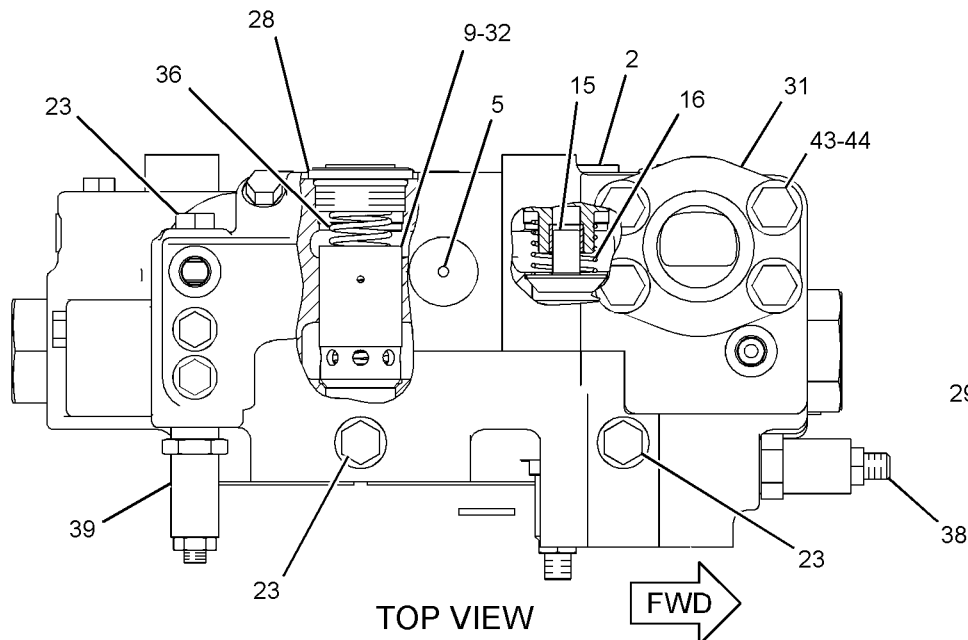
i02910258



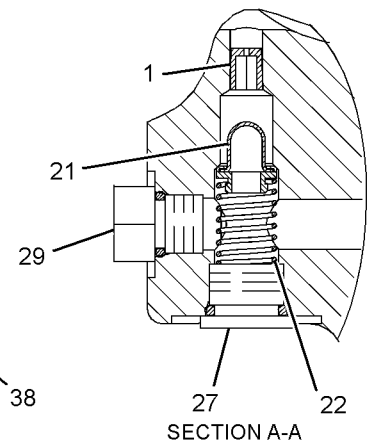
REAR VIEW



FRONT VIEW



TOP VIEW



SECTION A-A

GRAPHIC #2

<END>

g01423129

STEERING SYSTEM

146-7571 VALVE GP-STEERING NEUTRALIZER

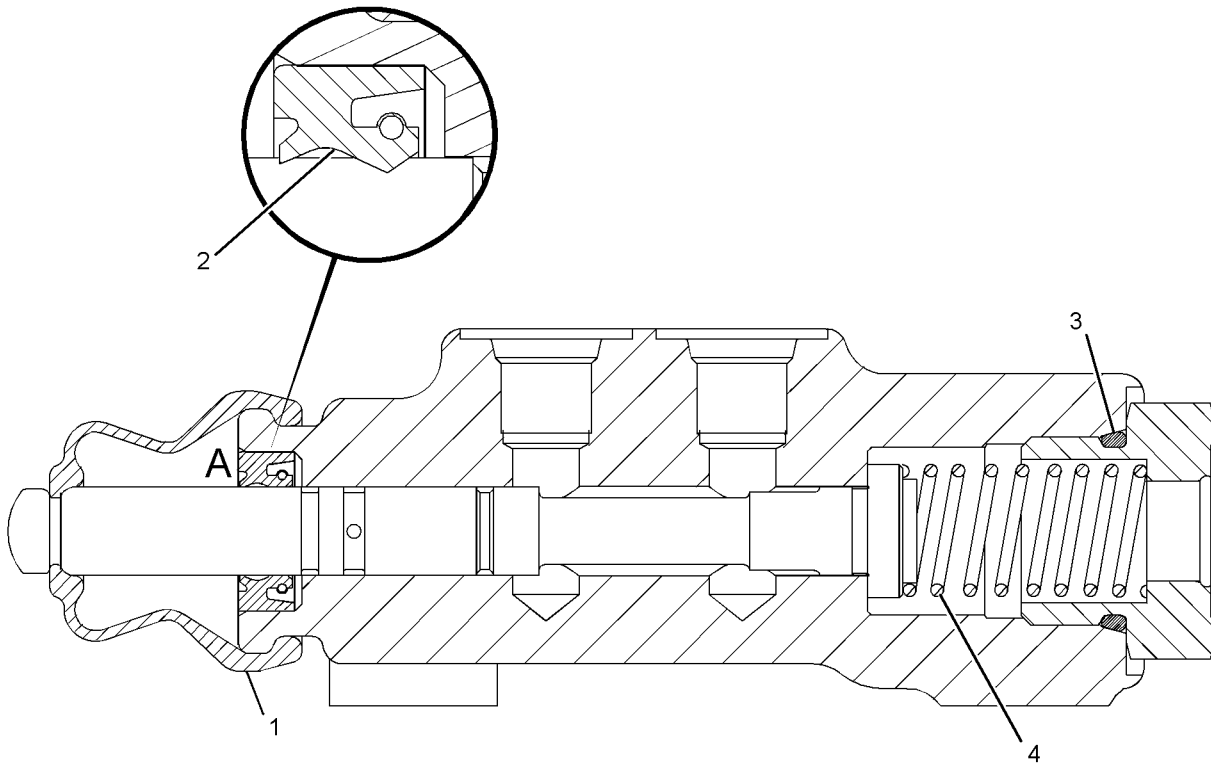
S/N: BXY1-3999

PART OF 132-6142 LINES GP-STEERING NEUTRALIZER

SMCS-4330

i02624467

NOTE	REF NO	GRAPHIC REF	PART NUMBER	QTY	PART NAME						SEE PAGE
					1	2	3	4	5	6 (PRODUCT LEVEL)	
	1	1	6J-4568	1	BOOT						
	2	1	6V-1949	1	SEAL-LIP TYPE						
	3	1	3D-2824	1	SEAL-O-RING						
	4	1	5F-9035	1	SPRING						



GRAPHIC #1

<END>

g01317840

STEERING SYSTEM

296-5662 VALVE GP-STEERING NEUTRALIZER

S/N: BXY4000-UP

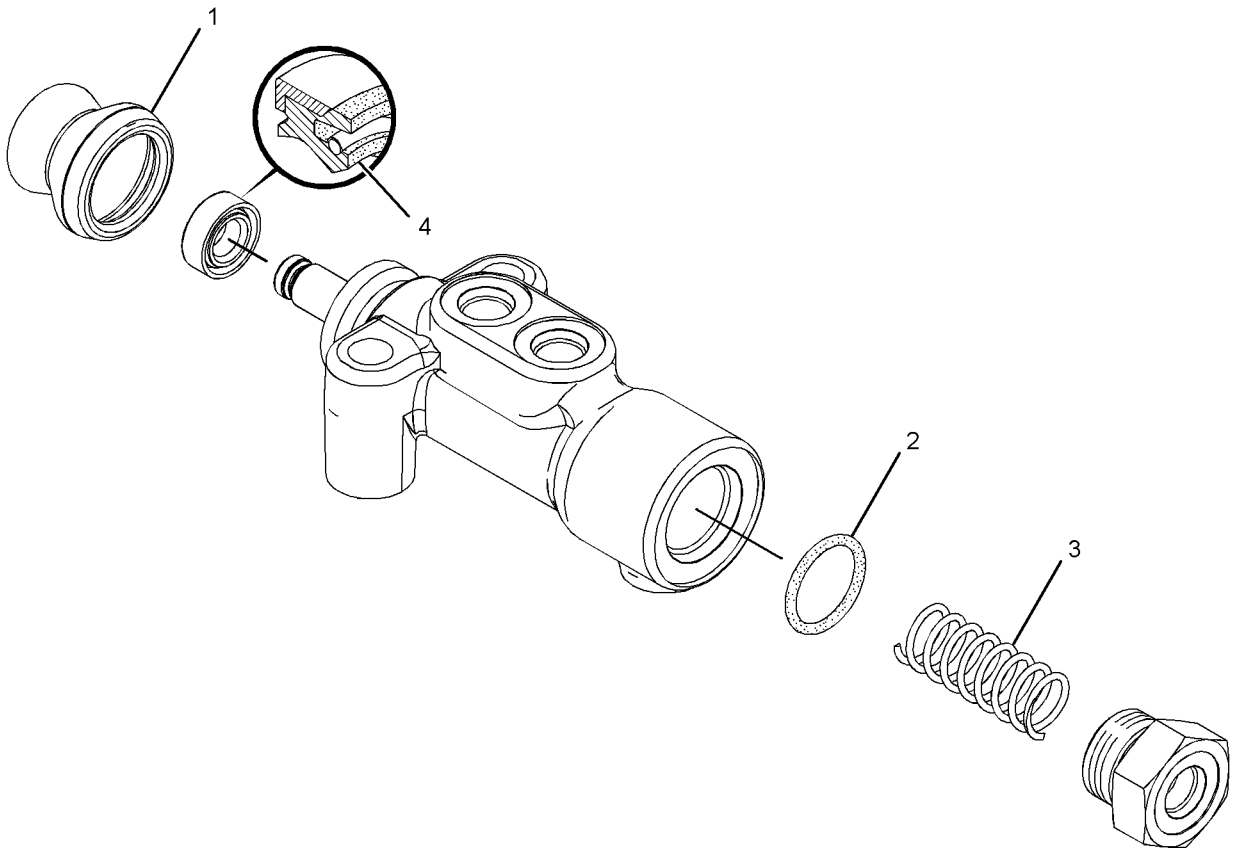
PART OF 132-6142 LINES GP-STEERING NEUTRALIZER

SMCS-4330

i03636565

NOTE	REF NO	GRAPHIC REF	PART NUMBER	QTY	PART NAME						SEE PAGE
					1	2	3	4	5	6 (PRODUCT LEVEL)	
	1	1	6J-4568	1	BOOT						
	2	1	3D-2824	1	SEAL-O-RING						
	3	1	293-5263	1	SPRING						
	4	1	315-5160	1	SEAL-LIP TYPE						

PARTS SHOWN IN GRAPHIC(S) WITHOUT A REFERENCE NUMBER ARE NOT SERVICED SEPARATELY



GRAPHIC #1

<END>

g01955696

MEMORANDA

PART NUMBER INDEX

Part	Page	Part	Page	Part	Page	Part	Page
0				1			
		OS-1591	149				151
			150				211
0A-3721	1346		151	1A-1135	187		351
	1350		152	1A-1460	730		370
	1354		154		734		374
0L-1143	137		166	1A-2029	107		378
0L-1328	730		179		109		382
	734		184		149	1F-1006	846
0L-1351	149		187		150		848
	150		211		151		850
	151		250		179		853
	152		252		184		856
	179		410	1A-2223	679	1F-1609	1475
	184		412		837		1481
0L-1558	1278	OS-1594	36		838		1488
0L-2061	860		37	1A-3203	75		1495
	862		80	1A-4273	601	1F-7958	81
	867		88		603		730
0L-2070	93		90	1A-4790	1320		734
	95		97		1322	1G-5928	1381
	179		114		40	1G-8878	1440
	184		138	1A-5183	710	1H-1023	444
0L-2315	811		139	1A-5822	1278		449
OS-0509	138		141		114	1H-2629	444
	601		143	1A-5964	250		449
	603		146		730	1H-3244	276
OS-0699	259		147	1A-8651	734		533
	260		203		900		541
OS-1571	85		601	1B-0676	902		555
	154		603		904		568
	254		730		179		576
OS-1576	601		734	1B-2790	184	1H-3338	456
	603		881		1371	1H-4393	1274
OS-1577	83	OS-1595	98	1B-2886	26	1H-5728	1403
OS-1585	75		1278	1B-3867	1373		1605
	727		1371	1B-3908	1373		1610
OS-1587	107	OS-1597	444	1B-3909	727		1617
	109		449	1B-3953	727		1622
	679	OS-1608	106	1B-3955	731		1627
	730		179	1B-4367	734		1632
	734		184		1757	1H-6227	712
OS-1588	40	OS-1617	812	1B-4971	999		766
	93	OS-1619	88	1B-5964	184		770
	95		90		187		1296
	107		113	1B-8705	85		1304
	111		250	1B-8736	824		1313
	112		252	1B-9575	295	1H-7262	900
	114		254	1B-9920	900		902
	138	OS-1621	1278		902		904
	139	OT-0055	40		904	1H-7263	900
	141		93	1C-2251	211		902
	143		95	1D-4327	846		904
	146		114		848	1H-7365	900
	147	OT-0065	179		850		902
	150		184		853		904
	151		812		856	1H-7366	900
	152	OT-0102	710	1D-4566	179		902
	199		727		184		904
	1174	OT-0244	1879	1D-4569	1278	1H-8128	220
	1176		1884	1D-5117	279		221
			1887		283		256
OS-1590	78	OT-0573	106		482		318
	137	OT-0883	982	1F-0750	138	1H-8171	1316
	139				149		1317
	141				150	1H-8278	830
	143						

PART NUMBER INDEX

Part	Page	Part	Page	Part	Page	Part	Page
	832		1347		1460		1569
1H-8306	267		1351		1502	1P-4582	220
	269		1355		1505		221
1H-8647	26		1359		1515		778
1H-9696	1566		1406		1519		785
	1569		1446		1521		792
1J-2919	1148		1449		1523		799
1J-4246	828		1452		1525		806
1J-5799	1899		1455		1526		1466
1J-9671	147		1458		1527		1471
	220		1460		1529		1476
	221		1502		1531		1482
	1272		1505		1533		1489
	1273		1531		1535		1496
	1590		1533		1537		1566
	1595		1535		1582		1569
1K-6853	677		1610		1591	1P-4584	778
1K-8850	1844		1622		1596		785
1L-3162	881		1632	1P-3707	1515		792
1L-3768	822		1993		1523		799
1L-5072	2062	1P-3705	778	1P-3709	1399		806
1M-0644	157		785		1401		1347
1M-3909	824		792		1403		1351
1M-6119	279		799		1546		1355
	280		806		1555		1360
	283		1406	1P-3958	813	1P-5411	1411
	284		1446	1P-4078	730	1P-5412	1411
	287		1449		734	1P-5767	1347
1M-6120	279		1452	1P-4079	730		1351
	280		1455	1P-4082	730		1355
	283		1458	1P-4278	190		1360
	284		1460		192		1406
	287		1466		194		1446
1M-6298	1411		1471		196		1449
1M-6718	1387		1502		234		1452
1M-9968	445		1505		238		1455
	450		1515		242		1458
1M-9971	444		1519		246		1460
	449		1521	1P-4577	766		1502
1N-3974	77		1523		770		1505
1N-4296	777		1525		1338		1531
	784		1526		1342		1533
	791		1527	1P-4578	766		1614
	798		1529		770	1P-6356	1774
	805		1531		824		1777
	▶2092		1533		1296		1781
1N-5410	812		1535	1P-4579	778	1P-7326	1729
1P-0014	812		1537		785	1P-7346	85
1P-0810	520		1572		792	1P-9261	812
1P-3702	1347		1575		799	1P-9269	730
	1350		1578		806		734
	1355		1582		824	1R-0716	139
	1359		1586		1338	1R-0762	223
1P-3703	744		1605		1342		225
	748		1610		1347		227
	753		1617		1351		229
	757		1622		1355	1R-1052	1688
	1347		1627		1360	1R-1060	1688
	1351		1632		1388	1R-1808	141
	1355	1P-3706	1406		1391		143
	1359		1446		1476	1R-5396	1993
1P-3704	744		1449		1482	1R-6072	479
	748		1452		1489		480
	753		1455		1496		482
	757		1458		1566	1S-0994	280

PART NUMBER INDEX

Part	Page	Part	Page	Part	Page	Part	Page
	284		1709		887		1962
	482		1713	1V-0134	912		1965
	605	1S-9989	812	1V-1122	319		1967
	608	1T-0479	676		1792		1969
	618		677	1V-1123	319		1972
	625	1T-0720	402		1792		1974
	629		403	1V-6341	731		1977
	637		404		735		1979
	672	1T-0765	259	1V-6755	1844		1980
	778		260		1860	2D-0388	525
	785	1T-0766	867		1863		672
	999	1T-0786	860		1866	2D-4202	1566
	1046		862		1869		1569
	1050		867		1872	2D-4867	1688
	1056	1T-0787	860		1875	2D-6392	444
	1062		862	1V-8732	902		449
	1064		867		1158	2D-6533	677
	1067	1T-0795	860	1W-3136	88	2D-6642	811
	1084		862		90	2D-6648	1399
	1092		867	1W-6137	147		1401
	1097	1T-0806	860	1W-6448	410		1403
	1100		862		412	2D-8009	824
	1105		867	1W-7238	157	2D-8363	812
	1109	1T-0807	860	1W-7239	157	2D-8540	830
	1113		862	1Y-0413	1172		832
	1118		867		1174	2F-6678	445
	1122	1T-0808	444		1176		450
	1126		449			2G-0395	1694
	1131	1T-0847	862				1695
	1134	1T-0887	862			2G-1133	1803
	1286	1T-0895	862				1805
	1347	1T-0896	862	2A-1162	88	2G-3747	715
	1351		867		90	2G-8741	867
	1355	1T-0936	862	2A-1531	1278	2G-8767	279
	1360		1388	2A-2677	522		283
	1733		1391	2A-3630	1546		287
	2075	1T-1315	862		1555	2H-2255	861
	2078		867	2A-4429	67		862
1S-1015	999	1T-1356	862		68		867
1S-3889	887	1T-1401	860		69	2H-2665	731
1S-4295	215		862		71		735
	216		867	2A-4639	730		1278
	217	1T-1426	862		734	2H-3429	444
1S-6420	1304		867	2B-0122	1527		449
	1476	1T-1616	862		1529	2H-3755	410
	1482	1T-1617	862	2B-0941	582		412
	1489	1T-1639	846		585	2H-3920	470
	2067		848		589		484
	2075		850		592		491
1S-6595	731		853		598		498
	735		856		1346		508
1S-7251	279	1T-1897	860		1350		521
	283		862		1354	2H-3922	453
	287		867		1359	2H-3926	689
	482	1U-0071	2001	2B-2404	727		694
1S-7446	444	1U-0322	1391	2B-2695	38		699
	449	1U-0323	1391		77		744
1S-9540	53	1U-0761	1983	2C-9259	1944		748
	55		2000		1946		753
	57	1U-1570	1566		1948		757
1S-9593	533		1569		1952		764
	541	1U-2827	735		1954		766
	879		1566		1956		770
	884		1569		1958	2H-3932	712
	1657	1U-8846	679		1960	2H-3933	730

2

PART NUMBER INDEX

Part	Page	Part	Page	Part	Page	Part	Page
	734	2L-8075	301		766		1678
	830		567		770	2R-2376	1752
	832		576		1471		1768
	1688	2L-8076	398		1476		1771
2H-6489	730		400		1482	2R-6806	223
	734		511		1489		225
2H-6490	730		519		1496		227
	734		521	2P-1314	209		229
2H-9523	481	2L-8078	301	2P-1974	106		250
2H-9524	585	2L-8081	511	2P-2772	88		252
	589		519		90		254
	592		521	2P-2975	1642		257
	598		567		1643	2S-0795	179
2J-3118	85		576		1644		184
2J-3507	1985		637		1645	2S-1647	167
	1986	2M-0849	1278		1647		170
	1987	2M-4009	1709		1648		173
	1988		1713	2P-3205	107		176
	1990	2M-4287	826		109		1062
2J-6274	1605	2M-6102	477		157		1064
	1610		1833	2P-3760	139		1067
	1617		1834		141		1084
	1622		1835		143		1131
	1627	2M-6835	1757		147	2S-1654	940
	1632	2M-9780	143	2P-3761	139	2S-2596	1388
	2062		234		141		1391
2J-7761	444		238		143	2S-2760	157
2J-8163	449		242		147	2S-3440	198
	727		246	2P-4301	139	2S-3567	403
2K-4472	730		319		141		404
	734		1160		143	2S-4078	618
2K-4821	276		1331	2P-4304	139		625
2K-4973	152		1386		141		629
	1691		1388		143		743
	1903		1476	2P-4305	139		747
2K-6830	1334		1482		141		752
	1335		1489		143		756
	1336		1496	2P-4470	860		763
2L-5893	1854		1539		862		1388
2L-6679	444		1541		867		1391
	449		1551	2P-4538	881		1604
2L-8049	598		1553	2P-7214	250		1605
2L-8050	567		1590		252		1610
	575		1595		254		1618
2L-8054	520		1618	2Q-3691	1167		1622
	637		1622	2Q-8043	▶979		1627
2L-8057	598		1627	2Q-8722	▶6		1632
2L-8058	567		1632	2Q-8732	▶1702		1642
	575		1646	2Q-8733	▶7		1643
2L-8061	520		1651	2Q-8737	▶1855		1644
	637		1655	2Q-8744	▶8		1645
2L-8065	567	2N-0822	727	2Q-8749	▶9		1647
	575	2N-2766	210	2Q-8752	▶10		1648
2L-8066	511		217	2Q-8753	▶11		1653
	520	2N-3253	966	2R-0098	887	2S-5658	848
	521	2N-3254	966	2R-0239	860		850
2L-8067	567	2N-3350	147		862		853
	576	2P-1293	689		867		856
2L-8071	509		694		1546	2S-7905	157
	511		699		1555	2T-1051	774
	520		744	2R-1920	1673	2T-1925	1260
	521		748		1674		1262
	567		753		1675	2T-2305	778
	576		757		1676		785
	637		764		1677		792

PART NUMBER INDEX

Part	Page	Part	Page	Part	Page	Part	Page
	799		906		1004		1241
	806		1751		1134		1242
2T-2396	774	3B-4615	982		1231		1244
	1225	3B-4617	900		1237		1257
	1235		902	3B-7720	774		1258
	1260		904	3B-7721	1007		1259
2T-3013	875	3B-4632	1993		1012		1269
2T-3019	582	3B-4640	1324		1016		1270
	585	3B-6487	774		1020		1271
	589		1134		1025		1688
	592		1179		1029		1993
	598		1233		1078	3B-8686	1145
	641		1238		1096	3B-8822	997
	643	3B-6493	1001		1105		999
	647		1004		1109		1225
	649		1093		1118		1235
	651		1096		1122		1260
2U-6826	1993		1101		1126	3C-8388	1399
2U-7345	1391		1105	3B-7733	209		1401
2U-7354	1389		1118		1231		1403
	1392		1122	3B-7896	1012		1546
2V-0600	1466		1134		1025		1555
	1471		1137		1029	3D-0490	730
2V-1771	280		1231		1038		734
	284		1233		1042	3D-2435	541
	482		1237		1050		548
2V-2043	155		1238		1056		554
	156	3B-6552	774	3B-8153	900		560
2V-3216	349		1007		902		566
	353		1012		904		574
	365		1016	3B-8488	1267	3D-2824	319
	370		1020		1268		452
	374		1025		1269		618
	379		1029	3B-8489	830		625
	382		1034		832		629
	387		1038		836		688
	1697		1042		1001		693
2V-3726	1751		1046		1004		698
2V-4387	1729		1050		1007		739
2W-5568	778		1056		1012		743
	785		1189		1016		747
2W-7940	356		1204		1020		748
	369		1206		1025		752
			1208		1029		753
			1210		1034		756
			1235		1038		757
			1243		1042		760
			1260		1046		763
3B-0623	59		1267		1050		764
	62		1268		1056		766
	65		1269		1070		770
3B-0645	59		1270		1074		777
	62		319		1078		778
	65	3B-7255	774		1092		784
3B-1915	107	3B-7262	1001		1096		791
	109	3B-7263	1004		1100		798
	601		1134		1105		805
	603		1225		1109		806
3B-4501	1697		1231		1113		811
3B-4607	1285		1235		1118		877
	1320		1237		1122		950
	1322		1260		1126		1062
	1324		997		1137		1064
3B-4610	900	3B-7285	999		1145		1067
	902		1001		1178		1084
	904						

3

PART NUMBER INDEX

Part	Page	Part	Page	Part	Page	Part	Page
	1295		458		1805		1768
	1303		510	3E-5136	1803		1771
	1312		520		1805	3E-8026	1483
	1363		523	3E-5165	1803		1490
	1366		613		1805		1497
	1373		635	3E-5169	664	3E-8027	1483
	1388		637		666		1490
	1391		664		667		1497
	1394		667		672	3E-8044	92
	1395		1320	3E-5239	533		93
	1411		1709		541	3E-8048	414
	1431		1713		548	3E-8320	279
	1434		1803		554		283
	1437		1805		559		482
	1465	3E-3377	510		566	3E-8557	519
	1466		520		574		521
	1470		613	3E-5464	1697	3E-8558	519
	1471		636	3E-5519	533		1803
	1475		637		541		1805
	1476		664		548	3E-8822	394
	1481		667		559	3E-8825	394
	1482	3E-3383	498		567	3E-9411	739
	1488		499		575		760
	1489		508	3E-6328	▶275		937
	1495		509		484		1515
	1496		523		491		1519
	1561		613		498		1521
	1564		636		508		1523
	1591		637		518		1531
	1596	3E-3389	491	3E-6389	▶326		1533
	1792		498		484		1535
3D-4603	1547		508		491		1572
	1555		509		498		1575
3D-8317	882		521		508		1578
	885		523		518		1582
3D-9799	534		637	3E-6753	167		1586
	542		1727		170	3E-9413	1869
	549	3E-3584	1616		173	3F-3442	811
	555	3E-3805	1740		176	3F-4479	885
	559		1742	3E-6761	1370	3F-5792	730
	560		1743	3E-6772	70		734
	568		1745		73	3F-9556	276
	576		1747	3E-6790	147	3G-0361	1566
3E-0109	484		1749	3E-6908	1729		1569
	491	3E-4051	1774	3E-6909	234	3G-2683	1391
	498		1777		238	3G-4711	1899
	508		1781		242	3G-5003	1604
3E-0400	1697	3E-4052	1774		246		1609
3E-1552	2088		1777		1290		1614
3E-2310	1285		1781		1292		1617
	1320	3E-4053	1774		1309		1621
	1475		1777	3E-7401	1470		1626
	1482		1781	3E-7771	445		1631
	1489	3E-4057	1774		450		1640
	1496		1777	3E-7790	509	3G-8054	1507
3E-2333	657		1781		510	3G-8057	1507
	1084	3E-4058	1774	3E-7996	485	3G-8175	884
	1131		1777		486	3G-8607	1294
	1322		1781		492		1302
3E-2338	719	3E-4304	1752		493		1311
3E-2345	1062	3E-4352	179		510	3H-0110	710
	1064		184	3E-7998	510	3H-0761	88
	1067	3E-4367	519	3E-7999	510		90
	1084		521	3E-8008	134	3H-2599	956
3E-3371	454		1803	3E-8020	1710	3H-3385	1610

PART NUMBER INDEX

Part	Page	Part	Page	Part	Page	Part	Page
	1622		1147		1578		1247
	1632		1172		1582		1249
3H-7654	1280		1174		1586		1250
	1281		1176		1591		1252
3H-8726	1411		1278		1595		1253
3J-0634	1546		1285		1596		1254
	1555		1286		1602		1255
3J-1907	139		1294		1604		1262
	141		1295		1609	3J-7352	77
	143		1303		1614	3J-7354	139
	198		1312		1617		141
	209		1320		1618		143
	223		1322		1621		167
	225		1324		1622		170
	227		1326		1626		171
	229		1338		1627		173
	231		1342		1631		176
	250		1346		1632		179
	252		1350		1640		184
	254		1354		1649		190
	427		1359		1650		192
	605		1363		1653		194
	608		1364		1993		196
	618		1366		2067		641
	625		1367		2072		643
	629		1376		2075		647
	637		1387		2078		649
	641		1388		2081		651
	643		1391		2084		688
	647		1399	3J-2903	1640		693
	649		1401	3J-3679	1590		698
	651		1403		1595		718
	657		1405	3J-3712	710		806
	680		1406	3J-4818	1758		846
	682		1431		1760		1172
	684		1434		1903		1174
	686		1437	3J-5389	1062		1176
	710		1439		1064		1276
	712		1440		1067		1294
	718		1441		1084		1302
	719		1465		1131		1311
	721		1466		1172		1388
	727		1470		1174		1391
	777		1471	3J-5390	1186		1466
	778		1475		1188		1471
	784		1476		1189		1476
	785		1477		1204		1481
	791		1481		1206		1482
	792		1482		1208		1488
	798		1488		1210		1489
	805		1489		1212		1495
	806		1495		1214		1496
	813		1496		1216		1542
	846		1505		1219		1543
	848		1507		1221		1546
	853		1509		1223		1551
	881		1511		1225		1553
	887		1513		1231		1556
	1080		1542		1233		1604
	1082		1543		1235		1605
	1084		1546		1237		1609
	1088		1556		1238		1610
	1090		1572		1239		1617
	1131		1573		1243		1618
	1134		1575		1245		1621

PART NUMBER INDEX

Part	Page	Part	Page	Part	Page	Part	Page
	1622		1366		2038	3P-3418	813
	1626		1367		2040	3P-3505	1278
	1627		1378		2041	3P-3635	811
	1631		1379	3L-3380	444	3P-3735	812
	1632		1384		449	3P-3743	812
3J-9887	1841		1385	3L-6513	595	3P-4050	812
3K-0360	170		1405		637	3P-4051	811
	171		1406	3L-7634	279	3P-6061	727
	173		1466		283	3P-7447	812
	174		1470		287	3P-7489	812
	176		1471		482	3P-9658	727
	177		1475	3L-8187	672	3P-9900	1903
	179		1572		1172	3R-8797	444
	184		1575		1174		449
	223		1578		1176	3R-8801	445
	225		1582	3L-9409	727		450
	227		1586	3L-9410	727	3R-9322	1844
	229		1590	3N-3763	445	3S-1262	1278
	234		1591		449	3S-1284	860
	238		1596	3N-3790	2088		862
	242		1637	3P-0650	147		867
	246		1641	3P-0747	824	3S-1307	402
	250		1652	3P-1155	410	3S-1349	846
	252		1662		412		848
	254		1663		1642		850
	258		1724		1643		853
	319		1792		1644		856
618	3K-0835		458		1645	3S-2093	27
625			1709		1647		30
629			1713		1648		77
637			1727	3P-1932	179		167
641	3K-2518		1278		184		170
643	3K-2556		1278		223		173
647	3K-4897		1890		225		176
649			1894		227		223
651	3K-5178		512		229		225
739			518	3P-2404	778		227
743	3K-6401		966		785		229
747	3K-7928		319		792		279
752	3K-8460		147		799		283
756	3K-8681		924		1296		287
760			926		1304		349
763	3K-8782		534		1431		365
778			542		1435		395
785	3K-9608		830		1437		397
799			832		1476		398
806	3K-9770		1926		1483		441
887			1927		1490		486
1280			1983		1496		492
1281			1984	3P-2685	811		500
1285			1985	3P-2761	812		509
1290			1986	3P-2768	812		601
1292			1987	3P-2791	811		603
1294			1988	3P-2792	812		605
1295			1990	3P-2793	811		682
1302			1992	3P-2794	811		686
1303			2000	3P-2983	813		1062
1311			2001	3P-3059	811		1064
1312			2002	3P-3060	812		1067
1326			2003	3P-3098	811		1080
1329			2004	3P-3103	812		1082
1338			2005	3P-3242	812		1084
1342			2006	3P-3246	813		1088
1363			2007	3P-3304	811		1090
1364			2008	3P-3321	811		1131

PART NUMBER INDEX

Part	Page	Part	Page	Part	Page	Part	Page
	1134	3T-3424	444		500		582
	1697		445		512		585
	1724		449		522		589
	1729		450	4B-2913	1320		592
	1736	3T-3434	444		1322		598
	1738		449	4B-4043	88		618
	1761	3T-4709	444		90		625
	1763		449	4B-4158	1278		629
	1803	3T-4710	444		1391		637
	1805		449		1546		806
	1807	3T-4965	1475		1604	4D-7735	595
	1813		1481		1609		659
	1827		1488		1614		660
	1909		1495		1617		1080
	1912	3T-6175	730		1621		1082
	1915		734		1631		1088
	1919	3T-6246	860	4B-4274	534		1090
	1923		862		542	4D-7794	618
3S-2708	812		867		549		625
3S-6049	279	3T-6848	1475		560		629
	283	3T-7138	812		1276		637
3S-8664	1004	3T-9494	444		1735		659
	1364		445	4B-4276	533		660
3S-8665	167		449		541		997
	170		450		1899		999
	173	3T-9524	445	4B-4278	1903		1001
	176		449	4B-4550	966		1004
	1118	3T-9525	444	4B-4863	534		1007
	1122		449		542		1012
	1126	3T-9549	617		549		1016
3S-9643	179		624		555		1020
	184		628		559		1025
3T-0203	485	3V-2431	1413		560		1029
	492		1415		568		1034
	499		1417		576		1038
	510		1419	4B-8440	1145		1042
	519	3V-3263	1912	4B-9373	712		1046
3T-0204	618	3V-4694	1761	4B-9374	712		1050
	625	3V-7476	1752	4B-9782	121		1056
	628	3V-7516	1141		123		1062
	636		1143		124		1064
3T-2511	535	3V-9538	763		125		1067
3T-2662	534	3V-9862	1566		129		1070
	542		1569		131		1074
	549	3W-6398	1906		1388		1078
	555	3W-6399	1906		1391		1080
	560	3W-9117	929	4B-9784	1331		1082
	568		932	4B-9880	882		1085
	576				885		1088
3T-3159	1805			4C-8195	1		1090
3T-3410	533				2		1092
	541				▶2093		1096
3T-3412	485	4B-0418	182	4C-8196	2093		1100
	492		724	4C-8197	2093		1105
	499	4B-1240	534	4D-3704	83		1109
	618		542	4D-6293	212		1113
	625		549	4D-6473	730		1118
3T-3418	444		555		734		1122
	449		560	4D-7388	167		1126
	444		568		170		1131
3T-3422	449		576		173		1134
	444		576		176		1729
3T-3423	444	4B-2049	445		313	4D-8123	592
	445		450		315		598
	449		486		317		605
	450		493				

PART NUMBER INDEX

Part	Page	Part	Page	Part	Page	Part	Page
	608		1890		932		1483
	669		1894	4I-6287	1993		1490
	670		1899	4I-6289	929		1497
	1070	4E-8852	982		932	4J-0525	1592
	1074		991	4I-7077	929		1605
	1078	4E-8892	982		932		1618
4D-8148	837		991	4J-0520	739		1627
	838	4E-8975	390		760	4J-0527	220
4D-9517	234		391		766		221
	238	4E-8976	390		770		778
	242		391		1131		785
	246	4E-9173	1890		1296		792
4E-0019	192		1894		1304		799
	929		1899		1313		806
	932	4E-9174	1890		1338		1466
	947		1894		1342		1472
4E-1384	982		1899		1406		1476
4E-1966	712	4E-9271	167		1472		1483
4E-3447	1465	4E-9609	351		1476		1490
4E-3601	712		370		1483		1497
4E-4450	1751		374		1490		1566
4E-5542	1294		378		1497		1569
4E-5591	926		382	4J-0521	1338		1572
	1958	4E-9664	1274		1342		1575
	1960		1276	4J-0522	739		1578
	1969	4E-9667	1283		744		1582
	1980	4E-9668	1283		748		1586
4E-5609	1688	4E-9924	390		753		1592
4E-6015	1148		391		757		1596
4E-6335	1899		392		760		1640
4E-6439	1899	4E-9925	390		764	4J-2677	134
4E-6444	1899		391		766	4J-5267	739
4E-6445	1899		392		770		760
4E-6446	1899	4F-0411	179		778		1290
4E-6523	1890		184		785		1292
	1894	4F-2294	457		792		1347
	1899	4F-2320	1698		799		1351
4E-6526	1890	4F-3508	234		806		1355
4E-6578	982	4F-4879	1888		1296		1360
4E-7163	1899		1889		1304		1466
4E-7498	370	4F-6568	1332		1313		1472
	374		1333		1385	4J-5309	1546
	378	4F-7507	1688		1466		1556
	382	4F-7957	26		1472		1618
	386		27		1641		1622
4E-7499	370		29		1652		1627
	374		30		1653		1632
	378		31	4J-0523	1605	4J-5477	167
	382		32		1610		170
	386	4H-1225	1162		1618		171
4E-7520	1726		1163		1622		173
4E-7627	1726		1313		1627		174
4E-7628	1726	4H-6112	777		1632		176
4E-8266	559		784	4J-0524	778		177
4E-8413	1702		791		785		190
	1703		798		792		192
	1704		805		799		194
	1705	4H-6141	850		806		196
	▶1726		856		1338		777
4E-8557	1729	4H-6730	846		1342		784
4E-8560	1729		848		1347		999
4E-8561	1729		850		1351		1004
4E-8583	1278		853		1355		1092
4E-8722	1716		856		1360		1093
	1718	4I-3398	929		1476		1096

PART NUMBER INDEX

Part	Page	Part	Page	Part	Page	Part	Page
	1100		1137		885		151
	1101		1139	4M-6425	1854	4N-0914	149
	1105		1186	4M-8239	881		150
	1109		1188	4M-8973	1007		151
	1113		1212		1012	4N-0933	88
	1114		1214		1016	4N-0952	826
	1118		1216		1020	4N-1059	443
	1122		1219		1025		447
	1126		1247		1029		448
	1134		1249		1034	4N-1151	107
	1139		1257		1038	4N-1156	179
	1141		1258		1042		184
	1143		1259		1046	4N-1199	179
	1180	4K-5122	534		1050		184
	1183		542		1056	4N-1216	147
	1197	4K-6066	739		1070	4N-1294	146
	1230		760		1074	4N-1650	53
	1257	4K-8302	1774		1078		55
	1258		1777		1092		57
	1259		1781		1096	4N-2481	13
	2067	4K-8501	1844		1100		15
	2072	4K-8864	351		1105		17
	2075		363		1109		▶ 137
	2078		370		1113	4N-2514	83
	2081		374		1118	4N-3841	184
	2084		379		1122	4N-8150	139
4J-6304	763		382		1126		141
4J-6306	763		387		1186		143
4J-7533	1328		605		1188		147
	1604		618		1212	4N-8227	321
	1605		625		1214	4P-0519	107
	1609		629		1216		109
	1610		637		1219	4P-2383	189
	1617	4K-9097	211		1221	4P-4278	121
	1621	4K-9429	1823		1223	4P-4279	121
	1626		1824		1225	4P-4460	153
	1631		1826		1231		154
	1653	4L-2729	445		1233	4P-6817	13
4J-8224	1388		450		1235		15
	1391	4L-6454	182		1237		17
4K-3026	1004		582		1238		▶ 83
	1007		585		1239	4P-6818	83
	1012		589		1245	4P-6846	13
	1016		592		1247		15
	1020	4L-7124	533		1249		17
	1025		541		1250		▶ 80
	1029	4L-9337	153		1252	4P-7371	121
	1034		223		1253	4P-7373	149
	1038		225		1254		150
	1042		227		1255		151
	1046	4M-0189	1566		1260		152
	1050		1569		1262	4P-7429	601
	1056	4M-1827	444		1263		603
	1070	4M-1828	444		1270	4P-7581	223
	1074	4M-1831	444		1271		225
	1078		449	4N-0683	53		227
	1092	4M-1853	444		55		229
	1096		449		57		254
	1100	4M-1854	444	4N-0684	47		486
	1105		449	4N-0699	36		493
	1109	4M-1896	445	4N-0826	147		500
	1113		450	4N-0827	139		512
	1118	4M-2381	882		141		518
	1122		885	4N-0913	149		534
	1126	4M-5905	882		150		542

PART NUMBER INDEX

Part	Page	Part	Page	Part	Page	Part	Page
	549		1012		1988		374
	555		1016		1990		379
	560		1020	4T-7571	1329		382
	568		1025	4T-8698	1566		387
	576		1029		1569		390
	582		1062	4T-8761	1371		391
	585		1064	4T-9298	1371		392
	589		1067	4T-9300	1371		454
	592		1078	4T-9301	1371		456
	598		1096	4T-9905	1331		486
	601		1105	4V-1074	912		493
	603		1109	4V-1541	1320		500
	641	4S-4455	585		1322		512
	643		589	4V-1939	529		522
	647		592		628		534
	649		599		635		542
	651		629		659		555
	1754		637		660		568
	1897		641		670		576
	1898		643	4V-4164	484		909
4P-7582	582		647		491		997
	585		649		498		999
	589		651		508		1001
	592		744		518		1004
	599		748	4V-8256	1691		1007
	601		753	4V-8577	1903		1012
4P-7882	134		757	4V-9803	982		1016
4P-8134	486		764		1164		1020
	493		1411	4W-5698	47		1025
	500	4S-5565	1413	4W-5699	47		1029
	512		1415	4W-5700	47		1078
	518		1417	4W-5701	47		1096
	534		1419	4W-9160	209		1105
	542	4S-8537	811	4W-9890	36		1109
	549		812	4Y-5812	1385		1118
	555	4S-8598	731		1641		1122
	559		735		1652		1126
	561	4S-8603	731	4Z-6480	1330		1284
	568		735				1710
	576	4S-8875	1411				1713
	582	4T-0925	1387				1734
	585	4T-0928	1387				1743
	589	4T-1701	1653	5A-3604	1546		1745
	592	4T-1860	▶1387		1556		1747
	599		1388	5B-0651	1145		1749
	601		1391	5B-2638	179		1903
	603		1604		184	5C-7261	333
4P-9131	149		1609	5B-3180	882		334
	150		1617		885		349
	151		1621	5B-9192	1758		351
4S-1962	280		1626		1760		353
	284		1631	5C-2873	1370		355
	288	4T-2741	1329	5C-2874	370		356
	482	4T-2770	1385		374		370
	582		1641		379		374
	585		1652		382		379
	589	4T-4934	▶1329		387		382
	592		1330		1709		406
	599	4T-5071	1602		1713		407
	605	4T-5896	▶1602		1758		408
	618		1604		1760		409
	625		1609	5C-2890	280		454
	662	4T-6617	1985		284		472
	663		1986		288		486
	1007		1987		370		493

5

PART NUMBER INDEX

Part	Page	Part	Page	Part	Page	Part	Page
	500		1872		651		1056
	512		1875	5K-3661	712		1080
	522	5E-8771	85	5K-3968	830		1082
	953	5F-0149	731		832		1088
	982		735	5K-5338	1483		1090
	987	5F-0304	88		1490		1137
	989		90		1497		1139
	994	5F-1678	887		1507		1141
	997	5F-3106	1338	5K-5959	1688		1143
	999		1342	5K-7696	887	5K-9660	662
	1729		1347	5K-8451	1004		663
	1754		1351	5K-9065	846	5K-9979	997
	1790		1355		848		999
	1794		1360		850		1001
	1795	5F-8000	730		853		1004
	1890	5F-9035	1394		856		1062
	1894	5F-9144	231	5K-9090	155		1064
	1899		721		156		1067
5C-7423	1729		1439		688		1070
5C-8312	486		1440		693		1074
	493		1441		698		1078
	500	5G-6505	284		1347		1084
	512		482		1351		1131
	522	5G-6787	1838		1355		1134
5C-8964	370	5G-7398	1906		1360	5L-3708	295
	374	5G-7817	234		1405		296
	378		238		1406	5L-5502	1172
	382		242		1431		1174
	386		246		1434	5L-8957	152
5C-9029	370	5H-1472	1602		1437	5M-2054	812
	374	5H-1504	70		1465	5M-2057	735
	378		73		1466		1566
	382	5H-4020	1466		1470		1569
	386		1472		1471	5M-2894	36
5C-9553	267	5H-6005	1399		1476		37
	269		1401		1483		40
	349		1403		1490		78
	353	5H-6555	454		1497		80
	365	5H-6734	220		1572		88
	408		221		1575		90
	409		256		1578		93
	518		318		1582		95
	662	5H-8848	1546		1586		97
	663	5I-4200	2075		1592		106
	943		2078		1596		107
	945		2081	5K-9242	1001		109
	947		2084		1004		111
	953	5J-1086	712		1139		113
	1697		730		1141		114
	1729		734		1143		137
	1909	5J-3419	1391		1145		138
	1912	5J-4776	1388	5K-9243	727		139
	1915		1391		1001		141
	1919	5J-5314	444		1004		143
	1923		449		1007		146
5D-1911	2062	5J-5794	82		1012		147
5D-5957	850		812		1016		149
	856	5K-1094	1724		1020		150
5D-6298	887	5K-1770	318		1025		151
5D-9231	209	5K-2298	1001		1029		153
5D-9629	395		1004		1034		154
	398	5K-3294	641		1038		157
	400		643		1042		179
	1860		647		1046		184
	1863		649		1050		199

PART NUMBER INDEX

Part	Page	Part	Page	Part	Page	Part	Page
	203		1825		993		784
	211		1826		994		791
	250	5P-0597	204		996		798
	252		777		1007	5P-1404	238
	254		784		1012		242
	259		791		1016		246
	260		798		1020	5P-1506	612
	402		805		1025	5P-1838	319
	403	5P-0747	279		1029	5P-2199	1388
	404		283		1034		1539
	410	5P-0761	279		1038	5P-2228	167
	412		283		1042		170
	601	5P-0763	136		1046		173
	603	5P-0765	510		1050		176
	727	5P-0767	319		1056		982
	730		1792		1070	5P-2369	145
	734		1795		1074		766
	812	5P-0840	53		1078		770
	881		55		1092	5P-2503	846
	1854		57		1096		848
5M-3034	444		70		1100		850
	449		73		1105		853
5M-3062	319	5P-1075	351		1109		856
	351		370		1113	5P-2504	846
	370		374		1118		848
	374		379		1122		850
	379		382		1126		853
	382	5P-1076	167		1137		856
	582		170		1158	5P-2525	966
	585		173		1472	5P-2587	679
	589		176		1515		730
	592		190		1519		734
	595		192		1521	5P-2618	220
	599		194		1523		221
	1272		196		1527	5P-2673	966
	1273		199		1529	5P-3422	1001
	1397		205		1531		1004
	1398		206		1533		1007
5M-3154	731		278		1535		1012
	735		313		1542		1016
5M-6126	812		315		1543		1020
5M-6187	811		317		1572		1025
5M-6213	88		689		1575		1029
	90		694		1578		1034
	710		699		1582		1038
	724		740		1586		1042
5M-6214	1233		764		1592		1046
	1238		891		1597		1050
5M-6592	712		892		1774		1056
5M-6755	1274		893		1777		1070
	1276		895		1781		1074
5M-7925	812		897		1785		1078
5M-9548	881		899		1838		1092
5M-9622	881		943		1841		1096
5M-9623	881		945	5P-1175	2088		1100
5M-9624	881		947	5P-1251	168		1105
5P-0049	1502		950		170		1109
	1505		968		173		1113
5P-0403	812		971	5P-1259	167		1118
5P-0537	27		974		170		1122
	29		980		173		1126
	30		982	5P-1265	167		1178
	31		987		170		1179
	32		989		173		1241
	344		991	5P-1291	777		1242

PART NUMBER INDEX

Part	Page	Part	Page	Part	Page	Part	Page
	1244	5P-4484	676		160		1085
	1257		677		190		1088
	1258	5P-4571	378		192		1090
	1259		379		194		1132
	1267		386		196		1406
	1268		510		943	5P-7466	1355
	1269		511		945		1360
	1270		519		947	5P-7467	1355
	1271	5P-5618	511	5P-7462	232		1360
5P-3928	1788		519		234	5P-7468	739
	1790	5P-5637	1768		238		760
5P-3929	1774		1771		242		778
	1777	5P-5639	689		246		785
	1781		694		256		792
	1785		699		280		799
5P-3948	1774	5P-5677	1679		284		806
	1777		1680		288		982
	1781		1682		739		1062
	1785		1683		760		1064
5P-3961	213		1684		1509		1067
5P-4106	1788		1685		1511		1085
	1790		1729		1513		1338
5P-4115	280	5P-5678	27	5P-7463	232		1342
	284		31		234		1358
	288	5P-5755	190		238		1406
	534		192		242		1437
	542		194		246	5P-7469	739
	662		196		256		760
	663		689		280		778
	909		694		284		785
	943		699		288		792
	945		704		739		799
	947		706		760		806
	1697		708		1509		982
	1743	5P-5768	1866		1511		1062
	1745	5P-5777	1295		1513		1064
	1747		1326	5P-7464	778		1067
	1749	5P-5908	1698		785		1085
	1819	5P-6006	510		792		1338
5P-4116	486		520		799		1342
	493		521		806		1358
	500	5P-6008	628		1001		1406
	512		635		1004		1437
	523		1285		1062	5P-7470	748
	597	5P-6010	1903		1064		778
	689	5P-6298	444		1067		785
	694		449		1080		792
	699	5P-6604	676		1082		799
	850		677		1085		806
	856	5P-6718	680		1088		1296
	982		682		1090		1304
	1592		684		1131		1313
	1597		686		1406		1476
	1736	5P-6724	1320	5P-7465	778		1483
	1738		1322		785		1490
	1771		1324		792		1497
5P-4142	85	5P-6879	1798		799	5P-7471	748
5P-4255	93		1799		806		778
	95	5P-6944	618		1001		785
5P-4295	689		625		1004		792
	1338		629		1062		799
	1788		637		1064		806
5P-4423	1692		806		1067		1296
	1903	5P-7068	826		1080		1304
5P-4432	1692	5P-7211	159		1082		1313

PART NUMBER INDEX

Part	Page	Part	Page	Part	Page	Part	Page
	1476		1533		714		529
	1483		1535		716		582
	1490		1537		730		585
	1497		1573		734		589
5P-7483	909		1575		966		592
	1158		1578	5P-8248	712		599
5P-7701	107		1582	5P-8250	1985		605
	689		1586		1986		608
	694		1592		1987		618
	699		1597		1988		625
	723		1610		1990		629
5P-7703	1347		1614	5P-8309	1890		637
	1351		1622	5P-8347	337		659
	1355		1632		338		660
	1360	5P-8112	1355	5P-8356	1381		669
	1476		1360	5P-8361	1926		670
	1483	5P-8119	1280		1927		680
	1490		1281		2040		684
	1497		1316		2041		766
5P-7803	1740		1317	5P-8362	1926		770
	1742	5P-8136	1985		1927		774
	1743		1986		1986		1286
	1745		1987		1988		1406
	1747		1988		1990		1912
	1749		1990		2040	5P-9119	1569
5P-7854	618	5P-8182	748		2041	5P-9132	1721
	625		778	5P-8439	349	5P-9186	1373
	629		785		353	5P-9262	1638
	637		792		365	5P-9297	292
	1118		799	5P-8444	778		294
	1122		806		785		351
	1126		1296		792		363
	1476		1304		799		370
	1483		1313		806		374
	1490	5P-8245	81		1338		379
	1497		88		1342		382
5P-7957	1823		90		1358		387
	1824		98		1406		657
5P-7958	2		135		1437		1007
	484		647	5P-8500	2		1012
	491		649		902		1016
	498		651		974		1020
	508		679		1796		1025
	522		710		2062		1029
	1768		712		2092		1034
	1796		727	5P-8502	2092		1038
5P-8068	147		730	5P-8823	1985		1042
5P-8077	1406		734		1987		1046
	1446		812		2000		1050
	1449		830		2038		1056
	1452		832	5P-8874	1295		1070
	1455		860		1303		1074
	1458		862		1312		1092
	1460		867		1338		1096
	1466		966		1342		1100
	1472		1546	5P-8939	280		1105
	1502		1556		284		1118
	1505		1566		288		1122
	1515		1569		482		1132
	1519	5P-8247	88	5P-9085	353		1134
	1521		90		361		1424
	1523		276		362		1426
	1525		291		473		1509
	1526		601		477		1511
	1531		603		481		1513

PART NUMBER INDEX

Part	Page	Part	Page	Part	Page	Part	Page
	1909		974		1064		500
5P-9299	146	5V-5476	1137		1067		512
	618		1139		1085		522
	625	5V-6152	605		1132	6D-7128	182
	629		608		1774	6D-7889	641
	1406		612		1792		643
5P-9769	966	5V-6153	605	6D-3479	167		647
5R-4373	840		608		170		649
5S-0085	677		612		173		680
5S-0581	187	5V-9221	617		176		682
5S-4245	486		624		190		684
	493				192		686
	500				194		850
	512				196		853
	522				605		856
5S-4246	1727	6A-5591	710		608		876
	2093	6B-0689	76		618	6E-0381	1378
5S-7001	1386	6B-4540	486		625		1379
5S-7018	1386		493		629	6E-0410	1388
5S-7349	276		500		638		1539
5S-7383	153		512	6D-4244	582	6E-0496	1413
	234		522		585		1415
	238		2093		589		1417
	242	6B-4852	712		592		1419
	246	6B-5072	1172		599		1422
	1854		1174		619		1423
5T-5009	1188		1176		625		1428
	1216	6B-6205	167		629		1430
	1219		170		638	6E-0763	1381
	1221		173		1113	6E-0770	1382
	1231		176		1118	6E-0923	1899
	▶1264		617		1122	6E-1127	1385
5T-5012	1186		624		1126		1641
	1188		628	6D-4246	280		1652
	1189		638		531	6E-1291	1604
	1204		968		618		1609
	1206		971		625		1617
	1208		974		629		1621
	1210		1062		662		1626
	1212		1064		663		1631
	1214		1067		1313	6E-1454	1475
	1216		1084		1342		1481
	1219		2067		1367		1488
	1221		2072		1424		1495
	1223		2075		1426	6E-1835	1329
	1225		2078		1466	6E-2140	1618
	1231		2081		1472		1622
	1233		2084		1564		1626
5T-5045	1264	6B-6684	1566		2067		1631
	1265	6B-6863	812	6D-4247	1085	6E-2943	1371
	1266	6B-8085	989		1132	6E-3269	1638
5T-7676	887	6C-3060	267		1724	6E-3272	1638
5T-8224	1525		269	6D-4636	597	6E-3273	1638
	1526	6C-6739	1664		629	6E-3276	1638
	1537		1665		638	6E-3303	1653
5T-9020	499	6D-0692	887		1296	6E-3767	1381
	509	6D-1004	744		1304	6E-3769	1381
	522		748		1313	6E-3775	1388
5T-9813	1285		753		1483		1391
5T-9996	1263		757		1490	6E-3779	1388
5V-1496	1880		764		1497		1391
	1882	6D-1641	284	6D-5256	1733	6E-3780	1391
	1885		288	6D-5729	1857	6E-3985	1355
5V-3854	968		319	6D-6146	486	6E-3986	▶1384
	971		1062		493		1392

6

PART NUMBER INDEX

Part	Page	Part	Page	Part	Page	Part	Page
6E-4286	1388	6H-0411	2092	6I-8249	1946		1034
	1392	6H-1717	710		1948		1038
	1609	6H-3956	909	6I-8250	1946		1042
	1618	6H-6043	860		1948		1046
	1622		863	6I-8298	1926		1050
	1626		867	6I-8299	1926		1056
	1631	6H-7062	1294	6J-2386	1371		1235
6E-4287	1389		1302	6J-2419	730		1260
	1392		1311	6J-2680	778	6K-8178	370
	1618		1590		785		374
	1622		1595		792		379
	1627	6I-0213	261		799		387
6E-4288	1355		262		806	6K-9194	680
6E-4499	1388		263		1347		682
	1391	6I-0901	121		1351		684
6E-4500	1388		123		1355		686
	1392		125		1360	6L-2479	999
6E-4513	1388	6I-0928	67		1556	6L-3616	1001
	1391		68	6J-2797	1334		1004
6E-4514	1388		69		1335		1007
	1391		71		1336		1012
6E-4753	1384	6I-1055	53	6J-4568	1394		1016
6E-5444	1285		55		1395		1020
6E-5510	1385		57	6J-6439	1329		1025
	1641	6I-1418	295	6J-6721	812		1029
	1652		296	6K-0806	1399		1034
6E-5566	1338		533		1401		1038
	1342		541		1403		1042
	▶1386		548	6K-1972	1172		1046
6E-6138	1385		554		1174		1050
	1641		559		1176		1056
	1652		566	6K-3273	1834		1070
6E-6188	▶1385		574		1835		1074
	1388		1771	6K-4934	744		1078
	1391		1807		748		1080
6E-6527	1638	6I-1458	99		753		1082
6E-6528	1638		100		757		1088
6E-6536	1638		102		764		1090
6E-6537	1638		103	6K-4935	744		1118
6E-6538	1638		104		748		1122
6E-6539	1638		105		753		1126
6E-6540	1638	6I-2431	190		757		1134
6E-6550	1566		192		764		1137
	1569		194	6K-5290	748		1145
6F-0156	811		196		753	6L-5551	427
6F-0253	458	6I-2435	190		757	6L-8598	1729
	459		192		764	6L-8617	167
	522		194		1294		170
	523		196		1302		173
	1709	6I-3623	85	6K-5291	744		176
	1713	6I-3624	85		748	6M-1622	676
	1727	6I-3625	85		753		677
6F-0698	1709	6I-3638	13		757		891
6F-5559	1546		15		764		892
6F-7045	453		17		1296		893
6F-7061	1547		▶78		1304		895
	1556	6I-4025	70	6K-6307	1388		897
6F-8499	982		73		1392	6M-1637	712
6G-2256	279	6I-4421	53		1614	6M-1638	712
6G-2263	279		55		1640	6M-6853	680
	283		57	6K-6967	1007		682
	287	6I-4575	26		1012		684
6G-4195	1172	6I-4582	85		1020		686
	1174	6I-7433	1527		1025	6M-9155	1280
	1176		1529		1029		1281

PART NUMBER INDEX

Part	Page	Part	Page	Part	Page	Part	Page
6N-1931	157	6S-8620	167	6V-0683	232		1590
6N-3279	444		170		234		1595
	449		173		238		1604
6N-3826	444	6T-0363	444		242		1609
	449		449		246		1618
6N-6984	950	6T-0371	444		256		1622
6N-7654	75		449		280		1626
6N-8744	1708	6T-0372	444		284		1631
6N-9590	198		449		288		2067
6P-4903	731	6T-3631	468		739		2072
	735		664		760		2075
6P-4947	730		667		1509		2078
	734		672		1511		2081
6P-5751	811	6T-3632	468		1513		2084
6P-6641	351		664	6V-0723	1752	6V-0974	1507
	363		667	6V-0826	597	6V-1197	34
	370		672		629		35
	374	6T-3633	468		638	6V-1228	2067
	379		664	6V-0836	811		2072
	383		667	6V-0852	223		2075
	387		672		225		2078
6P-6739	812	6T-3642	534		227		2081
6P-7379	812		542		229		2084
6P-7705	812		549		234	6V-1249	1001
6P-8875	1857		555		641		1004
6P-9553	862		561		643		1062
	867		568		647		1064
6P-9592	402		576		649		1067
6R-3966	1371	6T-3643	534		680		1080
6R-7653	1716		542		682		1082
	1718		549		684		1085
6S-1753	812		555		686		1088
6S-3002	1547		561		718		1090
	1556		568		777		1132
6S-4039	1007		576		784		1406
	1012	6T-3644	559		791	6V-1270	727
	1016		568		798	6V-1322	444
	1020		576		805		449
	1025	6T-3720	811		846	6V-1392	900
	1029	6T-5545	887		848	6V-1572	669
	1034	6T-5598	595		850		770
	1038		597		853		1347
	1042	6T-6052	811		856		1351
	1046	6T-7695	1761		876		1355
	1050	6T-8115	542		881		1360
	1056	6V-0128	27		1285		1507
	1092		29		1294		1519
	1096		30		1302		1521
	1100		31		1311	6V-1573	669
	1105		32		1326		770
	1109	6V-0467	1294		1346		1347
	1113		1302		1350		1351
	1118		1311		1354		1355
	1122	6V-0484	238		1359		1360
	1126		242		1376		1507
6S-6251	688		246		1399		1519
	693		718		1401		1521
	698		806		1403	6V-1574	669
	777		1466		1431		770
	784		1471		1434		1507
	791		1622		1437		1515
	798		1632		1465		1519
	968	6V-0491	519		1470		1521
	971		520		1542		1523
	974	6V-0675	198		1543	6V-1614	1729

PART NUMBER INDEX

Part	Page	Part	Page	Part	Page	Part	Page
6V-1635	902		1751		500		1465
	917		1844		512		1470
	941	6V-2383	474	6V-3382	1546		1477
	1838		475		1555		1482
	1841		477	6V-3532	712		1489
6V-1668	1697		618	6V-3551	1371		1496
6V-1722	319		625	6V-3668	710		1542
	1792		629		860		1543
6V-1746	887		638		887		1591
6V-1820	669		997		1592		1596
	686		2072		1605		1604
	830		2081		1618		1609
	832		2084		1627		1618
	867	6V-2491	922	6V-3677	85		1622
6V-1867	1517		1734	6V-3683	402		1627
6V-1868	1517		1833		403		1632
6V-1874	739	6V-2495	1775		404	6V-3987	1716
	760		1777	6V-3823	834		1718
	982		1781		860	6V-4248	731
6V-1889	704		1785		863		735
	706	6V-2496	1698		867		826
	708		1906		875		860
	724	6V-2679	2088		1547		863
	744	6V-2687	486		1556		868
	748		493	6V-3830	107		1788
	753		500		109	6V-4349	1062
	757		512	6V-3935	846		1064
	764		522		848		1067
	806		1761		850		1085
	1313	6V-2689	386		853	6V-4356	1774
	1432		519		856		1777
	1435		520	6V-3964	295		1781
	1437		637		296		1785
	1472	6V-2722	529	6V-3965	229	6V-4357	1774
	1476		636		718		1777
	1483	6V-3251	119		778		1781
	1490	6V-3265	360		785		1785
	1497		367		792	6V-4429	719
	1774		370		799	6V-4589	55
	1777		374		806		57
	1781		379		846		234
	1785		383		848		238
6V-1949	1394		605		850		242
6V-1970	1		608		853		246
	2		618		856		270
	▶ 1796		625		878		460
6V-2235	1062		629		879		461
	1064		638		880	6V-4636	1551
	1067		641		881		1553
	1085		657		1286	6V-5048	223
	1132		680		1294		225
6V-2313	1276		684		1302		227
	1813		1134		1311		229
	1815		1296		1326		234
6V-2316	1172		1304		1346		274
	1174		1313		1350		403
	1176	6V-3303	680		1354		404
6V-2317	882		682		1359		410
	885		684		1376		412
6V-2369	566		686		1399		424
	575		753		1401		426
6V-2370	891		757		1403	6V-5049	70
	897		764		1431		238
	906	6V-3341	486		1434		410
	909		493		1437		412

PART NUMBER INDEX

Part	Page	Part	Page	Part	Page	Part	Page
	423		2007		1726		1430
6V-5063	184		2008	6V-7723	1559		1993
6V-5064	184	6V-6609	117	6V-7728	1697	6V-8243	1547
6V-5065	118		119	6V-7743	1710		1556
6V-5142	1383		184		1713	6V-8281	887
	1655		250	6V-7744	909	6V-8352	1638
6V-5215	1556		252		1566	6V-8360	1926
6V-5220	1729		257		1569		1983
6V-5258	766		436	6V-8076	1346		2000
6V-5324	1387		439		1350		2001
6V-5555	1653	6V-6640	731		1354		2002
6V-5684	712		734	6V-8077	1346		2006
	860	6V-6703	299		1350	6V-8369	470
	863		300		1354		484
	868		307	6V-8149	830		491
	1547		308		832		498
	1556		311		1354		508
6V-5686	1547	6V-6716	618		1359		522
	1556		624	6V-8150	1280	6V-8373	1172
6V-5758	1382		628		1281		1174
6V-5759	1618		635	6V-8185	533		1176
	1622	6V-6718	1274		541	6V-8374	672
	1627	6V-6864	1923		549	6V-8376	534
	1632	6V-6889	1909		561		542
6V-5839	95	6V-6923	272	6V-8187	534		549
	363		273		542		555
	680		1646		549		559
	682		1651		554		560
	684	6V-7238	1792		555		561
	686	6V-7357	454		560		568
	731		512		566		576
	735		531		574	6V-8397	153
	824		1710	6V-8188	77		250
	830		1713		280		252
	832		1736		284		254
	860		1738		445		657
	863		1763		450		688
	868	6V-7419	1909		482		693
	1165		1912		912		694
	1566		1915		1338		698
	1569		1919		1343		699
	1788		1923	6V-8189	276		724
6V-5842	680	6V-7420	234		1768		777
	682		238		1771		778
	684		242	6V-8200	221		784
	686		247		1572		785
6V-5843	229	6V-7423	846		1575		791
	860		848		1578		792
	863		850		1582		798
	868		853		1586		799
6V-6210	1909		856		1592		800
	1912	6V-7646	1697		1597		806
	1915		1880	6V-8212	719		1034
	1919		1882	6V-8225	344		1038
	1923		1885		1700		1042
6V-6317	731	6V-7675	846		1701		1046
	735		848	6V-8237	810		1050
6V-6535	1926		850		827		1056
	1984		853		1413		1062
	1992		856		1415		1064
	2001	6V-7681	1544		1417		1067
	2002		1545		1419		1070
	2003	6V-7687	915		1422		1074
	2004		982		1423		1080
	2005		1164		1428		1082

PART NUMBER INDEX

Part	Page	Part	Page	Part	Page	Part	Page
	1084		1359		1172		1303
	1085		1363		1174		1312
	1088		1364		1176		1326
	1090		1366		1225		1406
	1092		1367		1235		1466
	1100		1405		1260		1471
	1113		1406		1286		1572
	1131		1431		1290		1575
	1132		1434		1292		1578
	1134		1437		1294		1582
	1147		1465		1295		1586
	1172		1466		1296		1591
	1174		1470		1302		1596
	1176		1471		1303	6V-8626	234
	1186		1475		1304		238
	1188		1476		1309		242
	1189		1481		1311		246
	1204		1482		1312	6V-8627	2067
	1206		1488		1313		2072
	1208		1489		1320		2075
	1210		1495		1322		2078
	1212		1496		1324		2081
	1214		1507		1326		2084
	1216		1509		1338	6V-8629	1482
	1219		1511		1342	6V-8632	234
	1221		1513		1364		238
	1223		1572		1367		242
	1225		1573		1405		246
	1231		1575		1406		319
	1233		1578		1466		1363
	1235		1579		1470		1366
	1237		1582		1471		1591
	1238		1583		1476		1596
	1239		1586		1482	6V-8634	153
	1243		1587		1489		154
	1245		1591		1496		1295
	1247		1595		1572		1303
	1249		1596		1575		1312
	1250		1618		1576		1363
	1252		1622		1578		1366
	1253		1627		1579	6V-8635	155
	1254		1632		1582		688
	1255		1993		1583		693
	1260	6V-8398	167		1586		698
	1262		170		1590		1405
	1263		171		1591	6V-8636	777
	1285		173		1596		784
	1286		174		1724		791
	1294		176		1993		798
	1295		198	6V-8400	739		806
	1296		234		743		1295
	1302		238		744		1303
	1303		242		747		1312
	1304		243		748		1322
	1311		246		752		1324
	1312		247		753		1363
	1313		657		756		1366
	1320		724		757		1405
	1322		774		760		1481
	1324		1062		763		1488
	1338		1064		764		1495
	1342		1067	6V-8455	712		1507
	1346		1084	6V-8625	1290		1509
	1350		1131		1292		1511
	1354		1147		1295		1513

PART NUMBER INDEX

Part	Page	Part	Page	Part	Page	Part	Page
	1573		698	6V-8782	1296		1064
	1575		743		1303		1067
	1578		747		1312		1084
	1582		752		1406	6V-8988	1062
	1586		756	6V-8784	1471		1064
	1591		763		1476		1067
	1595		766		1482		1084
6V-8637	739		1431		1489		1724
	743		1434		1496	6V-8990	744
	747	6V-8721	1476	6V-8789	1290		748
	752		1482		1292		753
	756		1489		1309		757
	760		1496	6V-8791	766		764
	763	6V-8722	319		770		766
	766	6V-8723	250	6V-8801	291		770
	770		252		351	6V-8991	1466
	777		254		370		1471
	784		778		374	6V-8995	1286
	791		785		379		1296
	798		800		383		1303
	805		1364		568		1313
	1295		1367		576		1724
	1303		1406	6V-8837	529	6V-8997	744
	1312		1466	6V-8928	1768		748
	1411		1471		1771		753
	1465	6V-8724	657	6V-8936	657		757
	1471		792		1286		764
	1475		1131		1406		766
	1481		1286	6V-8941	688		770
	1488		1295		694	6V-8998	1431
	1495		1303		699		1434
6V-8639	171		1312	6V-8942	1476	6V-9001	778
	174		1338		1482		785
	177		1342		1489		792
	1295		1346		1496		1346
	1303		1350	6V-8946	1346		1350
	1312		1354		1350		1354
	1405		1364		1354		1359
	1466		1367		1359		1363
	1591		1406		1476		1366
	1596		1507		1482		1466
	1724		1572		1489		1471
6V-8640	1489		1575		1496		1475
	1496		1578	6V-8969	1825		1482
6V-8641	777		1582		1826		1489
	784		1586	6V-8980	1131		1496
	2067		1591	6V-8981	1286		1572
	2072		1596		1295		1575
	2075	6V-8774	1509		1303		1578
	2078		1511		1309		1582
	2081		1591		1312		1586
	2084		1596		1364	6V-9002	1338
6V-8642	1590	6V-8775	1364		1367		1342
	1595		1367		1724	6V-9004	739
6V-8647	167	6V-8780	167	6V-8983	688		748
	170		170		694		753
	173		173		699		757
	176		176		1476		760
	190	6V-8781	1322		1482		764
	192		1507		1489		1431
	194		1572		1496		1476
	196		1575	6V-8985	752		1482
6V-8713	1363		1578		756		1489
	1366		1582		763		1496
6V-8716	693		1586	6V-8987	1062	6V-9005	155

PART NUMBER INDEX

Part	Page	Part	Page	Part	Page	Part	Page
	156		1317		1740		1434
6V-9007	688		1364		1768		1437
	693		1367		1771		1465
	698		1466		1803		1466
	739		1472		1860		1470
	760		1724		1863		1471
	1411	6V-9172	1432		1872		1472
	1437		1435		1890		1475
	1466		1466		1899		1476
	1471		1472	6V-9746	688		1481
	1475	6V-9173	753		689		1482
	1481		757		693		1483
	1488		764		694		1488
	1495	6V-9182	688		698		1489
	1564		693		699		1490
	1591		698		739		1495
	1596		743		743		1496
6V-9008	689		747		744		1497
	694		752		747		1564
	699		756		748		1591
	1431		763		752		1596
	1434		1431		753	6V-9807	1080
	1437		1434		756		1082
6V-9023	519		1437		757		1088
	549		1466		760		1090
	554		1471		763		1134
	566	6V-9189	329		764	6V-9830	1406
	575		330		766		1592
	598		335		770		1597
	637		336		777	6V-9833	1432
6V-9027	182		337		778		1435
6V-9028	1993		338		779		1572
6V-9160	1476	6V-9200	688		784		1576
	1482		693		785		1579
	1489		1172		786		1583
	1496		1174		791		1587
6V-9162	778		1176		798		1592
	785	6V-9327	1890		799		1597
	791		1894		800	6V-9836	1131
	798		1899		805		1147
	806	6V-9505	1729		806		1186
6V-9168	657	6V-9606	1768		877		1189
	724		1771		1062		1204
	726	6V-9632	349		1064		1206
	1062		353		1067		1208
	1064		365		1085		1210
	1067		395		1294		1212
	1080		398		1295		1214
	1082		400		1296		1223
	1085		454		1302		1233
	1088		484		1303		1238
	1090		485		1304		1239
	1132		491		1311		1243
	1134		492		1312		1245
	1472		499		1313		1247
6V-9169	1062		508		1346		1250
	1064		509		1347		1255
	1067		522		1350		1364
	1085		595		1351		1367
	1286		605		1354		1583
	1296		608		1355		1587
	1304		612		1359		1591
	1309		1709		1360		1596
	1313		1729		1411	6V-9837	1084
	1316		1734		1431		1131

PART NUMBER INDEX

Part	Page	Part	Page	Part	Page	Part	Page
	1286		1582	6Y-0803	860		1122
	1296		1586		862		1126
	1303		1591		867	7D-1979	846
	1312		1596	6Y-0806	860		848
	1326	6V-9851	1176		862		850
	1406		1295		867		853
	1591		1303	6Y-1354	867		856
	1596		1312	6Y-1414	862	7D-4719	715
6V-9838	1364		1326		867	7D-4721	715
	1367		1364	6Y-1616	811	7D-5238	1334
6V-9839	766		1367	6Y-2090	134		1335
	770		1406	6Y-2553	2044		1336
	1431		1993	6Y-2736	1373	7D-7026	319
	1476	6V-9853	744	6Y-2737	1373	7D-7233	1432
	1482		748	6Y-3484	811		1435
	1489		753	6Y-4638	882	7D-8508	1617
	1496		757		885		1621
6V-9840	1431		764	6Y-5373	▶2048		1626
	1434		799	6Y-5793	812		1631
	1437		806	6Y-6328	730	7D-8636	727
6V-9843	1134		1295		734	7D-8637	727
	1509		1303	6Y-6329	730	7D-9984	223
	1993		1312		734		225
6V-9844	1286	6V-9854	688	6Y-6441	730	7E-4341	107
	1476		693		734		111
	1482		698	6Y-6584	313	7E-4342	107
	1489		1406		315		111
	1496		1434		317	7E-4508	149
	1591	6V-9855	739	6Y-6848	710		150
	1596		743	6Y-8112	1600		151
6V-9847	1406		748			7E-5639	486
6V-9850	657		753				493
	778		757				500
	785		760			7E-6508	27
	792		764	7B-1480	774		29
	798	6V-9872	182	7B-1597	680		30
	1080		698		682		31
	1082		1481		684		32
	1088		1488		686	7E-6513	32
	1090		1495		727	7E-8630	199
	1186	6V-9873	1172	7B-3028	731	7E-9171	198
	1188		1174		735	7F-0560	280
	1212		1176	7B-3039	735		284
	1214		1320		1566		482
	1216		1364		1569		549
	1219		1367	7C-1445	38		555
	1221		1406	7C-4354	486		561
	1223		1476		493		568
	1231		1482		500		576
	1237		1489		512	7F-2122	812
	1247		1496	7C-4355	138	7F-3488	444
	1249	6V-9876	806	7C-6921	766		449
	1250	6V-9877	739		770	7F-3525	444
	1252		743	7D-1553	618		449
	1253		747		625	7F-6013	860
	1254		752		629		863
	1255		756		638		868
	1304		760		744	7F-8607	1547
	1312		763	7D-1728	1092		1556
	1342		1475		1096		1774
	1363	6W-3731	1442		1100		1777
	1366	6Y-0798	867		1105		1781
	1573	6Y-0799	867		1109		1785
	1575	6Y-0802	862		1113	7F-9090	139
	1578		867		1118		141

7

PART NUMBER INDEX

Part	Page	Part	Page	Part	Page	Part	Page
	143		1070		1430	7K-6058	88
7F-9223	911		1074	7J-9933	1329		90
7G-0141	860		1078	7K-1181	238	7K-9197	209
	862		1093		242	7K-9204	1278
	867		1096		246	7L-2181	730
7G-0283	812		1101		292		734
7G-2476	812		1105		294	7L-2894	444
7G-2486	812		1109		394		449
7G-2928	811		1113		400	7L-9061	846
7G-3457	812		1119		484		848
7G-4817	811		1123		485		851
7G-4818	811		1126		486		853
7G-5746	811		1792		491		856
7G-6772	811		2075		492	7M-0324	444
7G-7053	394		2078		493		449
	395		2081		498	7M-0325	445
	397		2084		499		449
	398	7I-4078	1324		500	7M-0326	444
	400	7I-8640	1446		508		449
	1831		1449		510	7M-0327	444
7G-7917	485		1452		511		449
	510		1455		519	7M-1297	719
	519		1458		521	7M-5130	1388
	567		1460		522		1391
	575	7J-0204	1605		559	7M-8479	811
	582		1610		605	7M-8480	811
	598	7J-0402	710		619	7M-8485	155
	618	7J-1089	1388		624		156
	636		1391		628		167
7G-7918	567	7J-1592	1610		635		170
	575		1622		669		173
	582		1632		672		176
	598	7J-2546	1385		1507		267
	618	7J-2656	1566		1724		269
	636		1569		1763		323
7G-7919	510	7J-2927	1388		1807		324
7G-7920	485		1391		1813		676
	510	7J-5225	1564		1815		677
	567	7J-7423	1391	7K-1401	778		688
	575	7J-7852	1604		785		689
	582		1609		792		693
	598		1618		799		694
	618		1622		806		698
	636		1627	7K-1402	778		699
7G-8839	968		1632		785		719
	971	7J-9108	234		792		739
	974		238		799		743
7H-1447	1566		239		806		744
	1569		242	7K-1972	929		747
7H-7658	813		243		932		748
7I-1024	319		246	7K-3176	1788		752
	1007		247		1790		753
	1012		319	7K-3262	1768		756
	1016		1363	7K-3304	1788		760
	1020		1364		1790		763
	1025		1366	7K-3436	1172		764
	1029		1367		1174		766
	1034		1590		1176		846
	1038		1591	7K-4201	1752		848
	1039		1592		1768		853
	1042		1595		1771		882
	1043		1596	7K-4942	1278		885
	1046	7J-9250	1422		1294		924
	1051		1423		1302		926
	1057		1428		1311		1286

PART NUMBER INDEX

Part	Page	Part	Page	Part	Page	Part	Page
	1295	7S-1801	777		287		1337
	1296		784	7U-9224	1993		1406
	1316		791	7V-0445	1890	7X-0531	1472
	1317		798		1894	7X-0550	164
	1326		805	7V-6571	597	7X-0562	445
	1330	7S-2962	731	7V-8346	1280		450
	1385		735		1281	7X-0575	1890
	1405	7S-3996	1278	7V-9275	533	7X-0583	1572
	1431	7S-3997	1278		541		1576
	1434	7S-3998	744		548		1579
	1437		942		554		1583
	1465	7S-4002	1278		560		1587
	1466	7S-4244	1132		566		1592
	1470		1906		574		1597
	1471	7S-5005	47	7W-1484	2092	7X-0584	1347
	1476	7S-8491	1391	7W-2297	214		1351
	1483	7S-8553	1386	7W-6492	139		1355
	1490	7T-0020	326		141		1360
	1497	7T-0920	1860	7W-7381	254	7X-0589	568
	1547		1863	7W-7417	209		576
	1556		1866	7W-8106	582	7X-0590	199
	1572		1869		585		778
	1576		1872		589		785
	1579		1875		592		792
	1583	7T-1099	211		598		799
	1587		921		612		968
	1592		922		1080		971
	1597		971		1082		974
	1604		1442		1088		983
	1609		1527		1090		987
	1617		1838		1132		991
	1621		1860		1497		994
	1626		1872	7X-0288	582		1411
	1631		1875	7X-0297	234	7X-0595	935
	1641		1902		239	7X-0603	1163
	1652	7T-1159	167		243	7X-0608	1691
7M-8651	444	7T-3974	444		247	7X-0613	234
	449		449	7X-0325	778		239
7M-9909	846	7T-4532	1706		785		243
	848	7T-4925	280		792		247
	853		284		799	7X-0618	689
7N-0296	441		287		806		694
7N-0452	80	7T-6799	484	7X-0345	120		699
7N-0719	279		491	7X-0492	1092	7X-0620	371
	283		498		1096		375
	▶453		508		1100		379
	482		523		1105		383
7N-1228	719	7T-7388	1172		1109		387
7N-2059	472		1174		1113	7X-0632	1708
7N-2156	157		1176		1134	7X-0732	1080
7N-5876	1803	7T-8331	199		1139		1082
	1805		968		1141		1088
7N-7221	519		971		1143		1090
7N-7559	153		974	7X-0515	297	7X-0750	582
	154		982		939		585
7N-7878	203		987		943		589
7N-9801	471		991		945		592
7N-9943	326		994		947		598
7R-0042	766	7T-8890	1906		983		924
	770	7T-9123	445		987		926
7R-2750	567	7T-9346	637		989		954
	575	7T-9745	1660		991	7X-0751	929
7R-2751	567	7T-9766	1657		994		932
	575	7T-9988	280		1169	7X-0752	959
7S-0530	1369		284		1170		964

PART NUMBER INDEX

Part	Page	Part	Page	Part	Page	Part	Page
	1590		999		987		1322
	1595		1001		989		1324
7X-0766	909		1004		991	7X-2621	1029
7X-0772	473		1007		994		1057
7X-0818	406		1012		1169	7X-2622	838
	407		1016		1170	7X-3164	1285
	534		1020		1406	7X-3186	597
	542		1025		1446	7X-3229	2088
	549		1029		1449	7X-3310	1890
	555		1078		1452		1894
	561		1096		1455		1899
	568		1105		1458	7X-3319	484
	577		1109		1460		491
	846		1118		1515		498
	1736		1122		1519		508
	1738		1126		1521		522
	1771		1286		1523	7X-3373	444
	1807		1406		1531		449
7X-0820	1134		1899		1533	7X-3392	739
7X-0871	1286	7X-2535	1768		1535		760
	1294		1771		1592		766
	1302	7X-2537	997		1597		770
	1311		999		1688		778
	1326	7X-2543	1515	7X-2554	1458		785
7X-0873	791		1523		1572		792
	1294		1614		1576		799
	1302		1640		1579		806
	1311	7X-2546	1605		1583		1296
	1431		1610		1587		1304
	1434		1618		1592		1313
	1437		1622		1597		1466
7X-2049	1774		1627	7X-2555	860		1472
7X-2393	980		1632		863	7X-4743	500
	982	7X-2549	744		868		512
	987		778	7X-2556	943		672
	989		785		945	7X-4776	1384
	994		792		947	7X-4780	361
7X-2438	1373		799		1406		362
7X-2459	1359		806		1446		408
	1431		1347		1449		409
	1434		1351		1452		654
	1437		1355		1455		655
	1617		1360		1458		953
	1621		1411		1460	7X-6222	1803
	1626		1527		1515		1805
	1631		1529		1519	7X-6315	299
7X-2475	1515		1605		1523		300
	1523		1610		1527		301
	1614		1618		1529		302
7X-2488	837		1622		1531		306
	838		1627	7X-2557	1597		307
7X-2497	1740		1632	7X-2559	1525		308
	1743	7X-2552	778		1526		310
	1745		785		1537		311
	1747		792	7X-2563	134	7X-7700	221
	1749		799		950		267
7X-2533	331		806		1544		269
	332		1466		1545	7X-7729	159
7X-2534	529		1472		1561		160
	629		1688	7X-2564	134		167
	638	7X-2553	297	7X-2566	837		170
	659		837	7X-2575	1688		173
	660		838	7X-2583	1688		176
	670		939	7X-2618	1286		190
	997		983		1320		192

PART NUMBER INDEX

Part	Page	Part	Page	Part	Page	Part	Page
	194		1781		575	8C-3451	1360
	196		1785		595		1465
	280		1813		597		1470
	284		1815	8C-3078	1722		1477
	351		1838		1723		1481
	363		1841	8C-3085	1602		1488
	371		1893	8C-3089	207		1495
	375		1906		208	8C-3756	1697
	379		2084		444	8C-4403	1688
	383	7X-7731	88		449	8C-4586	1697
	387		90	8C-3093	689	8C-5063	77
	482		179		694	8C-5197	1371
	524		184		699	8C-5230	147
	613	7X-7740	966	8C-3097	1384	8C-5607	527
	689	7X-7816	846	8C-3110	1551		528
	694		848		1553		574
	699		851	8C-3205	739	8C-5608	331
	704		853		760		332
	706		857		1290		527
	708	7Y-0467	1373		1292		528
	748	7Y-1863	766		1347		574
	753		770		1351	8C-5917	279
	757	7Y-1976	167		1355		283
	764		170		1360	8C-6162	766
	906		173		1466		770
	908		176		1472	8C-6354	484
	909	7Y-2522	929	8C-3206	739		491
	917		932		761		498
	919	7Y-3173	1727		1296		508
	941	7Y-3729	1347		1304		518
	942		1351		1313	8C-6358	279
	943		1355		1407		283
	945		1359		1472		482
	947	7Y-4038	1502		1477	8C-6523	1792
	968		1505		1483	8C-6712	718
	971	7Y-4224	1555		1490		805
	974	7Y-5267	1541		1497		1465
	980	7Y-7256	1828		1566		1470
	983	7Y-8763	559		1569	8C-6738	1907
	987		926	8C-3210	1740		1908
	989				1743	8C-6865	999
	991				1745		1004
	994				1747		1118
	1139				1749		1122
	1141	8B-0544	764	8C-3236	712		1126
	1143	8B-1312	812	8C-3334	378		1180
	1157	8B-2664	319	8C-3364	748		1183
	1296		1172		753		1197
	1304		1174		756		1230
	1313		1176		764		1257
	1432	8B-4884	997	8C-3442	1729		1258
	1435		999	8C-3445	139		1259
	1437		1134		141	8C-6869	1034
	1472		1225		143		1038
	1483		1231	8C-3446	139		1042
	1490		1235		141		1046
	1497		1237		143		1050
	1515		1260		235		1056
	1523	8B-9294	394		274		1070
	1592		400		718		1074
	1597	8C-0624	138		805		1080
	1708	8C-3056	549		1466		1082
	1751		554		1471		1088
	1774		560	8C-3447	718		1090
	1777		566		805		1092

8

PART NUMBER INDEX

Part	Page	Part	Page	Part	Page	Part	Page
	1100		1118		1359	8K-1433	167
	1113		1122	8F-1434	445		170
	1134	8C-8451	527		450		173
	1186		528	8F-3469	726		176
	1188		577		1566	8K-4739	234
	1189	8C-8533	777		1569	8L-2777	121
	1204		784	8F-6437	983		123
	1206		791	8F-7219	231		124
	1208		798	8F-8544	811		125
	1210	8C-8722	1688	8F-9206	1774		127
	1212	8C-8723	891		1777		128
	1214		892		1781	8L-2786	117
	1216		893		1785		153
	1219		895	8H-2768	727		223
	1221		897	8H-3127	27		225
	1223	8C-8771	836		29		227
	1225	8C-8988	724		30		229
	1231		1062		31		435
	1233		1064	8H-3532	1385		438
	1235		1067		1641		722
	1237		1084		1652		723
	1238		1338	8H-3981	846		868
	1239	8C-8989	1062		848		1661
	1243		1064		851	8L-5008	997
	1245		1067		853		999
	1247		1084		856		1001
	1249		1296	8H-5303	453		1004
	1250		1304	8H-5306	453		1007
	1252		1313	8H-8257	710		1012
	1253		1364		1278		1016
	1254		1367	8J-0101	1546		1020
	1255	8C-8992	887	8J-0331	1385		1025
	1263	8C-9029	766		1641		1029
8C-6871	167	8C-9160	1334		1652		1034
	170		1335	8J-2357	454		1038
	173		1336	8J-2962	915		1042
	176	8C-9660	444	8J-3415	351		1046
	182		449		363		1050
	774		1727		371		1056
8C-6872	1062	8C-9987	884		375		1070
	1064		1657		379		1074
	1067		1659		383		1078
	1084	8D-6542	1771		387		1080
	1131	8D-9947	1477	8J-4351	402		1082
	1172		1483		403		1088
	1174		1490		404		1090
	1176		1497	8J-6815	846		1092
8C-6959	235	8E-0464	1944		848		1096
	239	8E-2467	1926		850		1100
	243	8E-2468	1926		853		1105
	247	8E-2469	1926		856		1109
8C-7508	1727	8E-2882	860		860		1113
8C-7510	647		862		862		1118
	649		867		867		1122
	651	8E-3758	▶2043		1653		1126
8C-7528	641	8E-3759	▶2044	8J-6875	1285		1134
	643	8E-7366	710		▶1331		1141
	647	8E-7367	710	8J-8782	735		1143
	649	8E-8304	812		1566		1186
	651	8E-8316	813		1569		1188
	669	8E-8328	862	8J-8783	735		1212
8C-7575	1092	8E-9571	885		1566		1214
	1096	8E-9898	▶2007		1569		1216
	1100	8F-0212	730	8J-9841	▶2057		1219
	1105	8F-0492	1354	8J-9842	▶2049		1233

PART NUMBER INDEX

Part	Page	Part	Page	Part	Page	Part	Page
	1238		1082	8M-4986	778		575
	1247		1088		785		618
	1249		1090		792		625
	1268		1109		799		628
8L-6005	319		1113		806		637
	1225		1126		881	8N-1518	582
	1231		1134	8M-4989	860		585
	1233		1137		863		598
	1235		1139		868		618
	1237		1141	8M-5127	778		625
	1238		1143		785		629
8L-6565	1602	8M-2773	603		792		636
	1605		605		799	8N-1519	533
	1610		608		806		541
	1614		618	8M-6146	641		559
	1618		625		643	8N-1520	485
	1622		629		647		492
	1627		638		649		499
	1632		641		651		510
8L-8137	204		643	8M-6393	719	8N-1521	485
8L-8413	82		647	8M-6802	1380		492
	287		649	8M-7066	198		499
	1709		651	8M-7758	1768		510
	1713		654		1771		518
	1903		655	8M-8157	778		582
8M-0456	534		669		785		585
	542		778		792		598
8M-0627	1527		785		799		618
	1529		792		806		625
8M-1013	882		799	8M-8489	157		629
	885		806		824		636
8M-2537	881		1007	8M-8627	881	8N-1522	567
8M-2770	608		1012	8M-8659	730		575
	618		1016		734		637
	625		1020	8M-8948	534	8N-1528	559
	629		1025		542	8N-1529	672
	638		1029	8M-9024	211	8N-1535	485
	774		1046	8N-0869	279		492
	1592		1050		283		499
	1597		1056		287		510
8M-2771	1710		1078		482		518
	1713		1092	8N-1513	533		559
8M-2772	220		1096		541		618
	221		1105		618		625
	454		1109		625		629
	582		1118		628		636
	585		1122		637		672
	1001		1126	8N-1514	485	8N-1536	637
	1004		1313		492	8N-1540	567
	1007		1496		499		575
	1012		1774		510		636
	1016		1777		519	8N-1541	510
	1020		1781		618		598
	1025		1785		625		637
	1029		2072	8N-1515	618	8N-1542	567
	1034		2078		625		575
	1038		2081		628		636
	1042		2084		637	8N-1543	510
	1046	8M-3837	887	8N-1516	582		598
	1050	8M-4390	813		585		637
	1056	8M-4443	778		598	8N-1544	567
	1070		785	8N-1517	533		575
	1074		792		541		636
	1078		799		559	8N-1545	598
	1080		806		567		637

PART NUMBER INDEX

Part	Page	Part	Page	Part	Page	Part	Page
8N-1725	279		1092	8T-0285	1572		863
	283		1100		1576		868
	287		1113		1579	8T-1160	1993
8N-2104	149	8S-2225	1274		1583	8T-1578	909
	150		1276		1587	8T-1583	717
	151	8S-2332	443		1592	8T-1674	1572
8N-4617	202		447		1597		1575
8P-4617	811		448	8T-0288	1735		1578
8P-5141	1697	8S-2634	279	8T-0328	445		1582
8P-8540	383		283		450		1586
	392	8S-3371	862		549		1590
8P-8701	826		867		555		1595
8P-9770	1944	8S-3746	2092		561	8T-1685	689
	1950	8S-4212	2092		568		694
	1954	8S-6109	1774		577		699
	1965		1777		1709	8T-1686	234
	1967		1781		1713		238
	1980		1785		1763		242
	1998	8S-6110	1774		1880		246
8Q-2118	171		1777		1882	8T-1715	1792
	174		1781		1885	8T-1718	1591
	177		1785	8T-0336	774		1596
8R-0052	712	8S-6212	812	8T-0337	486	8T-1739	1545
8R-0053	712	8S-6511	157		493	8T-1885	1296
8R-0752	1475	8S-6823	201		500		1304
	1481	8S-6824	201		512		1313
	1488	8S-7374	835		522		1364
	1495	8S-9089	179		1697		1367
8R-2014	704		184	8T-0375	810		1467
	706	8S-9094	53	8T-0389	1407		1472
	708	8S-9104	811		1707	8T-1886	1296
8R-2857	712	8S-9191	261	8T-0441	677		1304
8R-3695	518		262	8T-0558	1566		1313
8R-4001	394		263		1569		1364
	400	8T-0075	1286	8T-0650	714		1367
8R-4147	840		1618		716		1467
8R-5144	724		1622	8T-0666	1417		1472
8R-5645	347		1627		1419	8T-1887	1472
	348		1632		1428	8T-1888	1472
	▶ 390	8T-0081	234		1430	8T-1889	1798
8R-7102	349		238	8T-0668	1413		1799
	353		242		1415	8T-1890	1798
	365		246		1422		1799
8R-7858	968	8T-0106	830		1423	8T-1905	1324
	971		832	8T-0669	810	8T-2223	1388
	974	8T-0119	235		827		1392
8S-0948	351		239		1417	8T-2225	510
	363		243		1419	8T-2275	1566
	383		247		1428		1569
	792	8T-0130	724		1430	8T-2353	229
	799	8T-0197	1466	8T-0722	731		1542
	807		1471		735		1543
	999	8T-0267	1547		1566		1618
	1034		1556		1569		1622
	1038	8T-0269	1726		1902		1627
	1042	8T-0273	220	8T-0723	1726		1632
	1046		863	8T-0741	1320	8T-2363	1591
	1050		868		1322		1596
	1056	8T-0277	1894		1324	8T-2561	945
	1062	8T-0281	830	8T-0785	1334		947
	1064		832		1335		1564
	1067		835		1336		1774
	1070		836	8T-1141	811		1777
	1074		873		1280		1781
	1085		874	8T-1158	860		1785

PART NUMBER INDEX

Part	Page	Part	Page	Part	Page	Part	Page
8T-2899	1276		635		1488		1844
8T-3013	712		641		1490		1858
8T-3282	677		643		1495		2067
	748		647		1564	8T-3611	743
	887		649		1590		747
8T-3298	734		651		1595		752
	1566		657		1724		756
	1569		704		1751		763
8T-3312	1465		706		1774	8T-3612	213
	1470		708		1777		234
8T-3331	1413		747		1781		238
	1415		805		1785		242
	1422		902		1858		246
	1423		908		1860		408
8T-3490	159		916		1872		472
	160		919		1875		559
	161		921		1890		968
	167		922		2067		971
	170		943		2075		974
	173		968		2081		1363
	176		971	8T-3491	1475		1366
	190		974		1481		1590
	192		982		1488		1595
	194		1007		1495		1768
	196		1012	8T-3518	548		1771
	211		1016		554		1833
	234		1020		560		1834
	238		1025		566		1835
	242		1029		574		1890
	246		1034	8T-3519	279	8T-3635	929
	252		1038		283		1860
	254		1042		482		1872
	256		1046	8T-3597	161		1875
	279		1050		164	8T-3647	534
	283		1056		763		542
	284		1062		791		549
	288		1064		805		555
	349		1067		921		561
	351		1070		922		568
	353		1074		943		577
	355		1078		950		641
	356		1084		968		643
	361		1092		971		647
	362		1096		974		649
	363		1100		982		651
	370		1105		987		1286
	374		1109		991	8T-3851	924
	375		1113		1346		926
	378		1118		1350		929
	379		1122		1354		932
	382		1126		1359		954
	386		1131		1363		956
	392		1139		1366		958
	482		1165		1470		959
	582		1285		1475		960
	585		1290		1481		964
	589		1292		1488		1668
	592		1309		1495		1670
	598		1342		1519		1672
	605		1346		1521		1673
	612		1359		1527		1674
	617		1363		1529		1675
	619		1366		1535		1676
	624		1477		1838		1677
	628		1481		1841		1678

PART NUMBER INDEX

Part	Page	Part	Page	Part	Page	Part	Page
	1686		408		712		1088
8T-3998	1399		409		724		1090
	1401		441		740		1092
	1403		473		744		1096
8T-4121	33		474		748		1100
	155		477		753		1105
	156		479		757		1109
	161		480		761		1113
	167		481		764		1118
	170		482		766		1122
	173		486		770		1126
	176		493		774		1132
	190		500		778		1134
	192		512		785		1137
	194		523		792		1139
	196		525		799		1141
	198		529		807		1143
	204		531		824		1172
	209		534		846		1174
	220		542		848		1176
	221		549		851		1282
	232		555		853		1286
	235		560		856		1290
	239		561		860		1292
	243		568		863		1294
	247		577		868		1296
	252		582		900		1304
	254		585		902		1309
	256		589		904		1313
	278		592		906		1338
	280		595		919		1342
	284		597		921		1347
	288		599		922		1351
	292		605		943		1355
	294		608		945		1360
	313		613		947		1364
	315		618		950		1367
	317		625		953		1407
	318		630		983		1411
	329		638		994		1424
	337		641		997		1426
	338		643		999		1432
	349		647		1001		1435
	351		649		1004		1437
	353		651		1007		1467
	355		654		1012		1472
	356		655		1016		1477
	358		657		1020		1483
	360		659		1025		1490
	361		660		1029		1497
	362		662		1034		1507
	363		663		1038		1509
	365		669		1042		1511
	367		670		1046		1513
	369		677		1050		1519
	371		680		1056		1521
	375		682		1062		1563
	379		684		1064		1564
	383		686		1067		1566
	387		689		1070		1569
	390		694		1074		1592
	391		699		1078		1597
	392		704		1080		1605
	406		706		1082		1610
	407		708		1085		1614

PART NUMBER INDEX

Part	Page	Part	Page	Part	Page	Part	Page
	1707		375		785		1490
	1724		379		917		1497
	1751		383		919		1507
	1763		387		949		1515
	1768	8T-4128	1092		980		1519
	1771		1096		983		1521
	1774		1100		987		1523
	1777		1105		989		1729
	1781		1109		991		1763
	1785		1113		994		1774
	1798		1118		997		1777
	1799		1122		999		1781
	1800		1126		1001		1785
	1803		1134		1004		1788
	1805		1139		1007		1798
	1813		1141		1012		1799
	1815		1143		1016		1813
	1858	8T-4131	161		1020		1815
	1860		164		1025		1860
	1863	8T-4132	297		1029		1863
	1866		1572		1034		1866
	1869		1576		1038		1869
	1872		1579		1042		1872
	1875		1583		1046		1875
	1897		1587		1050	8T-4134	1899
	1898	8T-4133	247		1056	8T-4136	155
	1902		254		1062		156
	1993		292		1064		167
	2067		294		1067		170
	2072		351		1070		173
	2075		356		1074		176
	2078		363		1078		192
	2081		369		1080		196
	2084		371		1082		209
8T-4122	395		375		1085		221
	397		379		1088		254
	398		383		1090		280
	1467		387		1092		284
	1472		487		1096		288
	1519		493		1100		294
	1521		500		1105		351
	1592		512		1109		356
	1597		522		1113		360
	1610		542		1118		363
	1614		549		1122		367
	1622		555		1126		369
	1632		561		1132		371
	1856		568		1139		375
	1857		577		1141		379
	1859		582		1143		383
8T-4123	134		585		1157		387
	161		589		1172		408
	164		592		1174		409
	266		599		1176		482
	837		641		1282		524
	838		643		1296		525
	914		647		1304		529
	915		649		1313		531
	1313		651		1424		534
	1332		669		1426		542
	1333		704		1432		549
	1708		706		1435		555
	1724		708		1437		561
	1923		724		1472		568
8T-4127	371		778		1483		577

PART NUMBER INDEX

Part	Page	Part	Page	Part	Page	Part	Page
	582		1042		2072		597
	585		1046		2075		599
	589		1050		2078		605
	592		1056		2081		608
	597		1062		2084		613
	599		1064	8T-4137	167		618
	613		1067		170		625
	618		1070		173		630
	625		1074		176		638
	630		1078		190		641
	638		1085		192		643
	641		1092		194		647
	643		1096		196		649
	647		1100		235		651
	649		1105		239		654
	651		1109		243		655
	659		1113		247		657
	660		1118		280		659
	670		1122		284		660
	680		1126		288		662
	682		1132		313		663
	684		1134		315		669
	686		1296		317		680
	689		1304		349		682
	694		1309		351		684
	699		1313		353		686
	704		1338		355		744
	706		1342		356		748
	708		1347		361		753
	712		1351		362		757
	724		1355		363		764
	740		1360		365		774
	744		1407		371		778
	748		1432		375		785
	753		1435		379		792
	757		1437		383		799
	761		1477		387		807
	764		1483		406		908
	767		1490		407		943
	770		1497		441		947
	778		1507		473		997
	785		1509		474		999
	792		1511		477		1001
	799		1513		479		1004
	807		1592		480		1007
	917		1597		481		1012
	919		1708		482		1016
	941		1724		487		1020
	943		1751		493		1025
	945		1763		500		1029
	947		1774		512		1034
	953		1777		518		1038
	994		1781		534		1042
	997		1785		542		1046
	999		1813		549		1050
	1001		1815		555		1056
	1004		1860		560		1063
	1007		1863		561		1065
	1012		1866		568		1068
	1016		1869		577		1070
	1020		1872		582		1074
	1025		1875		585		1078
	1029		1894		589		1080
	1034		1993		592		1082
	1038		2067		595		1085

PART NUMBER INDEX

Part	Page	Part	Page	Part	Page	Part	Page
	1088		294		895		1592
	1090		394		897		1597
	1092		395		899		1618
	1096		397		921		1627
	1100		398		922		1640
	1105		400		947		1838
	1109		487		950		1841
	1113		493		968		1982
	1118		501		971		2067
	1122		512		974		2072
	1126		518		983		2075
	1132		534		987		2078
	1135		542		991		2081
	1137		549		993		2084
	1139		555		994	8T-4140	395
	1141		561		1007		397
	1143		568		1012		398
	1167		577		1016		740
	1169		672		1020		761
	1170		1697		1025		767
	1172		1726		1029		771
	1174		1768		1034		1407
	1176		1771		1038		1446
	1286		1807		1042		1449
	1290		1819		1046		1452
	1292		1890		1050		1455
	1296		1894		1056		1458
	1304		1899		1070		1460
	1309	8T-4139	161		1074		1467
	1313		164		1078		1472
	1343		190		1092		1515
	1364		192		1096		1519
	1367		194		1100		1521
	1407		196		1105		1523
	1411		280		1109		1525
	1424		284		1113		1526
	1426		288		1118		1531
	1432		313		1122		1533
	1435		315		1126		1535
	1437		317		1135		1537
	1467		482		1137		1573
	1472		549		1158		1576
	1477		555		1286		1579
	1483		568		1296		1583
	1490		577		1304		1587
	1497		618		1313		1592
	1564		625		1347		1597
	1566		630		1351		1610
	1569		638		1355		1614
	1724		689		1360		1622
	1774		694		1407		1632
	1777		699		1467		1688
	1781		740		1472		1993
	1785		744		1477	8T-4149	689
	1838		748		1483		694
	1841		753		1490		699
	1858		757		1497	8T-4154	333
	1860		764		1527	8T-4167	1688
	1863		767		1529	8T-4172	807
	1866		771		1564		1339
	1869		778		1573		1343
	1872		785		1576		1407
	1875		891		1579		1411
	1906		892		1583		1592
8T-4138	292		893		1587		1597

PART NUMBER INDEX

Part	Page	Part	Page	Part	Page	Part	Page
8T-4173	1407		1296		1569		284
	1525		1304		1838		337
	1526		1477		1841		338
	1527		1483	8T-4184	201		351
	1529		1490		983		358
	1537		1497		1164		360
8T-4174	1502	8T-4183	164		1339		363
	1505		205		1343		367
	1527		206		1347		371
	1529		297		1351		375
8T-4175	1573		689		1355		379
	1576		694		1360		383
	1579		699		1467		387
	1583		724		1472		482
	1587		740		1477		487
	1858		744		1483		493
8T-4176	767		748		1490		501
	771		753		1497		582
	778		757		1531		585
	785		761		1533		589
	792		764		1572		592
	799		779		1576		599
	807		786		1579		613
	1407		792		1583		764
8T-4177	454		799		1587		767
	1729		807		1600		771
8T-4178	33		824		1601		779
	779		891	8T-4185	252		786
	785		892		582		792
	792		893		585		799
	799		895		774		807
	807		897		968		949
	942		943		971		950
	1295		945		974		999
	1477		947		1034		1132
	1483		980		1038		1165
	1490		983		1042		1313
	1497		987		1046		1364
8T-4179	313		989		1050		1367
	315		991		1056		1497
	317		994		1063		1507
	613		996		1065		1592
	779		1286		1068		1597
	786		1290		1070		1708
	989		1292		1074	8T-4187	942
	1296		1296		1080		996
	1838		1304		1082	8T-4189	163
	1841		1309		1085		235
	1858		1313		1088		239
8T-4180	1740		1347		1090		243
	1743		1351		1092		247
	1745		1355		1100		329
	1747		1360		1113		472
	1749		1388		1132		659
8T-4181	1740		1392		1135		660
	1743		1467		1339		672
	1745		1472		1343		689
	1747		1502		1364		694
	1749		1505		1367		699
8T-4182	235		1519		1653		1320
	239		1521		1724		1322
	243		1531		1803		1324
	247		1533		1805		1703
	518		1535	8T-4186	164		1704
	764		1566		280		1890

PART NUMBER INDEX

Part	Page	Part	Page	Part	Page	Part	Page
	1899		1467		280		1046
8T-4191	921		1472		318		1050
	922		1502		371		1056
	1092		1505		375		1070
	1096		1573		379		1074
	1100		1576		383		1078
	1105		1579		387		1080
	1109		1583		390		1082
	1113		1587		391		1088
	1119		1592		392		1090
	1123		1856		582		1093
	1126		1857		585		1096
	1347		1859		589		1100
	1351	8T-4194	619		592		1105
8T-4192	284		625		599		1109
	315		630		613		1113
	317		689		619		1119
	482		694		625		1123
	555		699		630		1126
	568		779		638		1162
	577		786		724		1163
	779		792		740		1172
	786		799		748		1286
	792		807		761		1313
	799		887		771		1347
	807		966		779		1351
	941		983		786		1355
	950		991		846		1360
	983		1164		848		1364
	1007		1347		851		1367
	1012		1351		853		1467
	1016		1355		856		1472
	1020		1360		860		1483
	1025		1411		863		1490
	1029		1446		868		1497
	1034		1449		900		1509
	1038		1452		902		1511
	1042		1455		904		1513
	1046		1458		906		1563
	1050		1460		909		1592
	1056		1502		943		1597
	1296		1505		945		1614
	1304		1614		947		1768
	1313		1993		950		1771
	1364	8T-4195	159		953		1774
	1367		160		968		1777
	1573		161		971		1781
	1576		164		974		1785
	1579		167		980		1798
	1583		170		983		1799
	1587		173		987		1800
	1610		176		989		1813
	1622		190		991		1815
	1632		192		994		1890
	1838		194		1001		1899
	1841		196		1004		1906
8T-4193	641		198		1007		2084
	643		204		1012	8T-4196	161
	647		220		1016		534
	649		232		1020		543
	651		235		1025		549
	935		239		1029		555
	942		243		1034		561
	1446		247		1038		568
	1449		256		1042		577

PART NUMBER INDEX

Part	Page	Part	Page	Part	Page	Part	Page
	586		493		288		989
	589		501		297		1007
	592		512		313		1012
	599		523		315		1016
	689		534		317		1020
	694		542		358		1025
	740		549		394		1029
	761		554		400		1034
	767		555		427		1038
	771		560		482		1042
	824		561		487		1046
	1001		566		493		1050
	1004		568		501		1057
	1080		574		512		1132
	1082		577		523		1135
	1088		1618		534		1284
	1090		1622		543		1285
	1290		1627		549		1286
	1292		1632		555		1290
	1296		1697		561		1292
	1304		1716		568		1296
	1313		1718		577		1304
	1339		1736		601		1309
	1343		1738		603		1313
	1347		1768		619		1338
	1351		1771		625		1342
	1360		1880		630		1347
	1432		1882		638		1351
	1435		1885		689		1355
	1437		1890		694		1360
	1467		1894		699		1364
	1472		1899		744		1367
	1477		1909		748		1376
	1483		1912		753		1388
	1490		1915		757		1392
	1497		1919		761		1407
	1566		1923		764		1411
	1569	8T-4219	1062		767		1442
8T-4200	182		1064		771		1446
	454		1067		779		1449
	641		1084		786		1452
	643		1131		792		1455
	647	8T-4222	159		799		1458
	649		160		807		1460
	651		161		824		1467
	1899		164		846		1472
8T-4205	276		968		848		1477
	371		971		851		1483
	375		974		853		1490
	379		1167		857		1497
	383		1169		900		1502
	387		1170		902		1505
	390	8T-4223	77		904		1519
	391		161		912		1521
	392		164		915		1527
	394		201		921		1529
	395		212		922		1531
	397		221		935		1533
	398		235		941		1564
	400		239		950		1566
	444		243		966		1569
	449		247		968		1573
	465		278		971		1576
	467		280		974		1579
	487		284		983		1583

PART NUMBER INDEX

Part	Page	Part	Page	Part	Page	Part	Page
	1587		660		807		1525
	1592		672		968		1526
	1597		689		971		1531
	1600		694		974		1533
	1601		699		983		1535
	1614		846		987		1537
	1618		848		994		1592
	1627		851		1284		1597
	1838		853		1285	8T-4835	278
	1841		857		1286	8T-4896	182
	1858		876		1296		213
	1993		953		1304		223
	2067		980		1313		225
	2072		983		1363		227
	2075		987		1366		229
	2078		989		1411		291
	2081		994		1515		319
	2084		997		1523		568
8T-4224	163		999		1527		577
	182		1167		1529		582
	235		1172		1899		585
	239		1174	8T-4648	199		589
	243		1176		427		592
	247		1286		779		595
	276		1320		786		597
	280		1322		793		599
	284		1324		799		601
	297		1364		968		603
	333		1367		971		900
	334		1703		974		902
	349		1704		1347		904
	351		1729		1351		1388
	353		1757		1355		1391
	355		1768		1360	8T-4908	280
	356		1771		1477		284
	371		1790		1483		482
	375		1794		1490		853
	379		1795		1497		857
	383		1832		1502		1167
	406		1854		1505	8T-4910	161
	407		1890		1573		164
	408		1894		1576		212
	409		1899		1579		394
	454	8T-4226	1162		1583		400
	472		1163		1587		427
	482	8T-4244	199		1592		767
	487		278		1597		771
	494		280	8T-4747	1740		779
	501		313		1743		786
	512		487		1745		793
	523		494		1747		799
	531		501		1749		807
	534		512	8T-4779	935		968
	543		522		1337		971
	549		534		1407		974
	555		543		1446		983
	561		549		1449		987
	568		561		1452		991
	577		619		1455		994
	641		625		1458		1502
	643		630		1460		1505
	647		779		1502	8T-4935	929
	649		786		1505		932
	651		793		1519		959
	659		799		1521		1590

PART NUMBER INDEX

Part	Page	Part	Page	Part	Page	Part	Page
	1595		684		1316		1364
8T-4956	164		686		1317		1367
	740		1132		1544		1467
	767		1135		1561		1472
	771		1472	8T-5460	266		1618
	779	8T-5001	966		966		1622
	786		1319	8T-5463	1816		1627
	793	8T-5004	911		1818		1632
	799	8T-5005	408		1819		1774
	807		409	8T-5677	628		1777
	846		740		635		1781
	848		744		1285		1785
	851		748	8T-5913	1906		2067
	853		753	8T-5914	1906		2072
	857		757	8T-6381	134		2075
	915		761		838		2078
	935		764	8T-6383	297		2081
	940		767	8T-6385	1521		2084
	1007		771		1525	8T-6631	1697
	1012		1132		1526	8T-6684	688
	1016		1167		1533		694
	1020		1296		1535		699
	1025		1304		1537	8T-6696	1406
	1029		1313	8T-6411	371	8T-6725	1993
	1034		1407		375	8T-6757	59
	1038		1424		379		62
	1042		1477		383		65
	1046		1483		387		207
	1051		1490		390	8T-6761	179
	1057		1497		391	8T-6765	199
	1132		1774		392	8T-6767	179
	1286		1777	8T-6430	837	8T-6842	1768
	1296		1781		838		1860
	1304		1785		914	8T-6850	1993
	1313	8T-5027	1768		915	8T-6868	331
	1347	8T-5041	1338		1332		332
	1351		1376		1333		767
	1355	8T-5070	1413	8T-6466	167		771
	1360		1415		170		779
	1407		1417		173		786
	1442		1419		176		793
	1467	8T-5400	1909		198		799
	1472		1912		280		807
	1502		1915		284		974
	1505		1919		288	8T-6869	235
	1592		1923		619		239
	1597	8T-5412	1600		625		243
8T-4967	1686		1601		630		247
8T-4970	465	8T-5413	1157		638		330
	467	8T-5432	549		744		335
	1710		555		748		336
	1713		561		753		349
	1716		568		757		351
	1718		577		807		353
8T-4971	909	8T-5436	1605		968		355
	1710		1610		971		356
	1713		1618		974		371
	1743		1622		983		375
	1745		1627		1172		379
8T-4983	179		1632		1296		383
	184		1707		1304		512
8T-4986	1465	8T-5439	837		1313		641
	1470		838		1347		643
8T-4994	680		950		1351		647
	682		996		1355		649

PART NUMBER INDEX

Part	Page	Part	Page	Part	Page	Part	Page
	680	8T-7546	1476		651		1809
	682	8T-7547	297	8T-8737	32		1810
	684		334		223		1811
	686		408		229		1812
	851		409		363		1846
	857		689		378		1850
	876		694		379		1851
	1592		699		386		1923
	1597		953		440	8T-8827	595
8T-6870	1364		1832		470		597
	1367	8T-7566	1822		475	8T-8874	485
	1757		1825		479		492
8T-6876	198		1826		482		499
	1147	8T-7927	739		484		509
	1320		760		485		522
	1322	8T-7930	278		486	8T-8887	1338
	1324	8T-7934	1139		491		1342
	1338		1141		498	8T-8899	1296
	1342		1143		508		1304
	1591		1707		509		1313
	1596	8T-7963	1768		510	8T-8900	693
8T-6895	1466	8T-7964	1736		511		698
	1471		1738		519	8T-8901	1475
	929	8T-8442	1551		520		1481
8T-6911	932		1553		521		1488
	408	8T-8667	641		523		1495
8T-6912	409	8T-8729	454		534	8T-8919	1542
	560		518		567		1543
	848		522		574	8T-9082	1827
	851		523		575		1880
	853		574		582		1882
	857		598		598	8T-9358	657
	953		635		601		1080
	1757		636		603		1082
8T-6974	605		664		605		1084
	608		666		612		1088
	613		884		617		1090
8T-6991	966		1320		618		1131
8T-7038	2088		1342		635		1134
8T-7062	24		1439		636	8T-9371	1903
	25		1657		651	8T-9377	585
8T-7087	1358		1727		654		589
	1407		1735		657		592
8T-7338	846		1801		850		599
	848		1803		856	8T-9397	680
	851		1810		879		682
	853		1903		1413		684
	857	8T-8730	365		1415		686
	937		419		1417	8T-9522	1645
	1347		441		1419		1647
	1351		521		1679		1648
	1355		574		1680	8T-9527	78
	1360		635		1681	8T-9530	1946
	1525		636		1682		1954
	1526		651		1683		1979
	1537		1682		1684	8T-9655	234
8T-7488	1993		1683		1685		238
8T-7520	1465		1684		1697		242
	1470		1685		1709		246
8T-7525	1551	8T-8731	419		1724		295
	1553		605		1735		296
8T-7529	807		617		1766		533
	1788		624		1767		541
8T-7535	1332	8T-8732	433		1803		548
	1333		647		1807		554

PART NUMBER INDEX

Part	Page	Part	Page	Part	Page	Part	Page
	559		491		1670		1631
	560		498	9C-7863	924	9G-5321	887
	566		508		926	9G-8140	1001
	574		522		929	9G-8451	533
	1807	8X-5963	963		932		541
8T-9757	279	8X-6166	710		950	9G-9288	950
	283	8X-6973	170	9C-7929	961		1561
8T-9834	486		173		982		▶2062
	493	8X-9227	1082	9D-0630	220	9H-1031	48
	500		1088		221		50
	509	8Y-3966	909	9D-1829	748	9H-3757	444
	521	8Y-3998	909		753		449
8V-3609	1280	8Y-3999	909		757	9H-5537	812
	1281	8Y-4489	1838	9D-4439	566	9H-6454	1566
8V-5386	830	8Y-4501	1743		574		1569
	832		1745	9D-6134	942	9H-6832	887
8V-6879	1322		1747	9D-7924	805	9J-3047	1566
8W-2555	1264		1749	9F-2167	1280		1569
	1265	8Y-5743	943		1281	9J-3866	1131
	1266		945	9F-2247	1993		1294
8W-2597	1186		947	9F-3788	811		1302
	1212	8Y-5746	1890	9F-5599	444		1311
	1214		1894		449		1475
	1223	8Y-6277	1880	9F-5644	453		1481
	1225	8Y-6333	1890	9F-6641	1380		1488
	1233		1894	9F-7283	1467		1495
	▶1265	8Y-6352	1754		1472	9J-7031	734
8W-2966	1592	8Y-6364	2092	9F-8125	484		1566
	1605	8Y-6386	1740		491		1569
	1618		1743		498	9J-9600	2042
	1626		1745		508	9J-9821	1389
8X-0674	966		1747		522		1392
8X-1106	1237		1749	9F-9327	549	9K-0803	966
	1238	8Y-6388	1752		561	9L-1775	1774
	1239		1754	9G-0003	279		1777
	1245	8Y-8306	909		283		1781
	1247				287		1785
	1249			9G-0004	279	9L-5854	49
	1250				283		51
	1253				287		52
	1254	9B-0453	1284	9G-0278	1602	9L-6770	276
	1255		1285	9G-1307	1813	9L-7494	727
	1260	9B-7233	534		1815	9L-8439	138
	1262		542	9G-1950	1697	9L-8925	27
	1263		549	9G-2673	487		29
	1264		555		494		30
	1265		560		501		31
	1266		561		512		32
8X-2323	1174		568		518	9L-9188	1604
	1176		576	9G-3695	664		1609
8X-3467	1363	9B-7237	213		667		1614
	1366		278		1729		1617
8X-4086	828	9C-1079	1465	9G-4101	444		1621
	829	9C-2235	982		445		1626
8X-4711	932	9C-2399	766		449		1631
8X-4719	1502		770		450		1640
	1505	9C-4935	929	9G-4224	533	9M-0164	136
8X-4886	766		932		541		145
	770	9C-5344	949	9G-4343	548	9M-0853	139
	777	9C-6809	929		554		141
	784		932		566		143
	791		958		575		147
	798		959	9G-4733	1617	9M-1503	811
	805		960		1621	9M-1974	38
8X-5803	484		1668		1626		77

9

PART NUMBER INDEX

Part	Page	Part	Page	Part	Page	Part	Page
	184		1774		932		1626
	295		1777		963		1631
	296		1781		968		1653
	410		1785		971	9S-4181	677
	412	9N-0869	235		974		723
	680		239		1016		846
	682		243		1020		848
	684		247		1162		850
	686		295		1163		853
	882		296		1475		856
	885		534		1481		924
	1556		543		1488		926
9M-2076	1280		549		1495		1330
	1281		555		1838		1547
9M-2095	811		560		1844		1556
9M-2904	76		561	9R-2640	924	9S-4182	171
9M-3786	189		569		926		402
9M-4007	860		577		961		403
	862		672		1675		404
	867		1754	9R-2821	1668		1388
9M-4313	881		1771		1672		1391
9M-4355	811		1807		1676		1476
9M-4370	824		1890		1677		1482
9M-5024	712	9N-2038	214		1678		1489
9M-5870	487		218		1686		1496
	494		219		1863		1604
	501	9N-3167	107		1872		1609
	512		109		1875		1617
	518	9N-3666	319	9R-4595	929		1621
9M-5884	1844	9N-4452	2051		932		1626
9M-5894	1413	9N-4453	2043		959		1631
	1415	9N-4552	2048		963	9S-4183	1466
	1417	9N-4561	▶2058		964		1471
	1419	9N-4562	▶2050		1674	9S-4185	723
	1422	9N-4563	▶2051		1675		868
	1423	9N-4564	▶2052		1676		1364
	1428	9N-5253	323		1677		1367
	1430		616		1678	9S-4190	234
9M-6097	677	9N-6108	113		1838		238
9M-6527	187	9P-0719	501	9R-5008	1605		242
9M-7394	2062		518		1610		246
9M-7609	444	9P-5531	812		1617	9S-4191	710
9M-7783	291	9P-6476	860		1621		719
9M-7958	167		862		1626		723
9M-8406	235		867		1631		813
	239	9P-7121	267	9R-7123	1858		846
	243		269	9R-7996	1617		848
	247	9R-1733	559		1621		850
	280		617		1626		853
	605		924		1631		856
	608		926	9R-8185	942		1278
	641		956	9R-8538	909		1346
	643		958		1743		1350
	647	9R-2613	406		1745		1354
	649		407	9S-1343	811		1359
	651		408	9S-2544	444		1388
	1004		744		449		1391
	1034		891	9S-4167	223		1505
	1038		892		225		1547
	1042		895		227		1556
	1070		921		229		1604
	1074		922	9S-4180	1605		1609
	1101		924		1610		1617
	1113		926		1617		1621
	1697		929		1621		1626

PART NUMBER INDEX

Part	Page	Part	Page	Part	Page	Part	Page
	1631		227		▶1603	9U-3430	1359
	1649		229	9T-3752	877	9U-3925	1890
	1650		250		1475		1894
	1653		252		1481		1899
9S-4205	676		257		1488	9U-3926	1890
	677		258		1495		1894
9S-4368	860		722	9T-4735	1709		1899
	863		887	9T-5134	693	9U-3927	1899
	868		1371		698	9U-3928	830
9S-4372	860		1662		766		832
	862		1663	9T-6943	929	9U-4431	1761
	867	9S-8006	55		932		1763
9S-6130	1653		57	9T-7419	1388	9U-8263	1761
9S-7712	1001		117		1391	9V-3659	911
	1004		119		1539	9W-0844	378
9S-7949	727		139	9T-9226	1566		379
9S-7950	727		141		1569		398
9S-8001	1328		143	9T-9227	1566		400
	1604		1541		1569		511
	1610		1551	9T-9992	1642		521
9S-8002	117		1553		1643		574
	179	9S-8007	1605		1644	9W-0852	378
	184		1610		1645		379
	208	9S-8008	184		1647		484
	1276		812		1648		485
	1391		1373	9U-0560	371		491
	1547		1388		375		498
	1551		1391		379		508
	1553	9S-8010	118		387		509
	1556		1388	9U-0561	370		511
	1605		1391		374		523
	1610	9S-8752	78		378		574
	1617		85		386		1697
	1622		93	9U-0585	1667	9W-1377	▶1926
	1627		95		1686	9W-1572	811
	1632		106		1687	9W-1579	812
9S-8003	1590		114	9U-0830	1285	9W-1698	1431
	1595		139		1758	9W-1951	485
9S-8004	70		141		1760		492
	73		143	9U-0853	924		499
	119		259		926		511
	139		260	9U-0952	1890		519
	141		1176		1894	9W-1991	512
	143	9S-9334	107	9U-0953	1890	9W-2977	811
	231		109		1894	9W-3416	287
	712		185	9U-0954	1890	9W-3460	287
	1388		267		1894	9W-3723	287
	1391		269	9U-0955	1890	9W-3898	813
	1399		1604		1894	9W-4361	351
	1401		1609	9U-1169	1751		370
	1403		1617	9U-1469	283		374
	1604		1621		287		378
	1609		1626	9U-1793	929		382
	1614		1631		932	9W-5568	882
	1617	9T-0818	950	9U-2277	370		885
	1621		1561		374	9W-5731	1984
	1626	9T-1013	1470		378		2001
	1631	9T-1258	1371		382		▶2009
	1640	9T-3096	1363		386	9W-5732	1984
9S-8005	117		1366		472		2001
	119		1572		605		2009
	179		1575		766	9W-5733	1984
	184		1578		770		2001
	223		1582	9U-2331	1761		2009
	225		1586	9U-2332	1763	9W-5734	1984

PART NUMBER INDEX

Part	Page	Part	Page	Part	Page	Part	Page
	2001		1729		1863		512
9W-5735	1984	9X-1813	414		1866		518
	2001		418		1869		659
	▶2009		419		1872		660
9W-5736	1984		420		1875	9X-2488	319
	2001		421	9X-2043	1899		1697
	2009		425	9X-2044	549		1792
9W-6582	134		428		555		1794
	837		429		561		1795
	838		432		569	9X-2492	1590
9W-6584	134		440		577	9X-2498	1763
	837		452		1710	9X-2532	1908
9W-8297	813		456		1714	9X-2533	1908
9W-8298	812		460		1716	9X-2614	1466
9W-8394	319		461		1718		1471
9W-8451	2058		1338		1740	9X-2616	1890
9W-8452	2050		1342		1743		1894
9W-8459	2052		1439		1745	9X-2647	744
9W-8551	2057		1441		1747	9X-3132	521
9W-8552	2049	9X-2026	1710		1749	9X-3265	519
9W-9856	813		1713		1860		1803
9W-9930	134	9X-2027	292		1863		1805
	837		294		1866	9X-3401	27
	838		1085		1869		229
9X-0141	485		1088		1890		363
	492		1090		1894		386
	499		1093	9X-2045	1716		414
	511		1101		1718		418
	519		1113		1734		428
9X-0196	510		1132		1768		509
	628		1135		1803		510
	635		1890		1805		511
9X-0261	641		1894	9X-2046	1768		519
	643	9X-2038	26		1771		520
	647		1716		1816		521
9X-0262	410		1718		1818		529
	412		1768	9X-2085	1993		567
9X-1046	487		1771	9X-2125	1564		575
	494		1890	9X-2129	2093		612
	501		1894	9X-2133	167		635
	512		1899		170		636
	522	9X-2039	1752		173		651
	1830	9X-2040	1694	9X-2145	822		1413
9X-1054	533		1695	9X-2158	824		1415
	541		1752	9X-2185	1697		1729
	548		1807	9X-2205	221		1807
	559	9X-2041	292		267	9X-3402	363
	567		294		269		386
	575		1844	9X-2289	777		459
9X-1056	567		1860		784		482
	575	9X-2042	535		800		509
9X-1343	486		543		805		510
	493		549	9X-2299	906		511
	500		555		1751		519
	509		560	9X-2327	743		520
	521		561		747		521
9X-1386	434		569		752		522
	585		577		823		529
	589		1710	9X-2370	76		567
	592		1713	9X-2383	529		575
	598		1734		636		598
	1413		1752	9X-2404	887		612
	1415		1803	9X-2480	487		636
	1417		1805		494		637
	1419		1860		501		651

PART NUMBER INDEX

Part	Page	Part	Page	Part	Page	Part	Page
	1807		1641		605		1781
9X-3463	328		1652		608		1785
	333	9X-6458	40		612	9X-7381	1774
	334		85		617		1777
	339		112		618		1781
9X-3490	519		114		624		1785
9X-3495	605		138		625		1788
	617		149		628		1790
	624		150		629	9X-7382	1774
	641		151		635		1777
	643		152		637		1781
	647		179		641		1788
	649		185		643		1790
	651		235		647	9X-7383	1774
9X-3579	1417		239		649		1777
	1419		243		651		1781
	1428		247		654		1785
	1430	9X-6580	689		655		1788
9X-4008	209		694		657		1790
9X-4244	333		699		670	9X-7384	1774
	334		1477		672		1777
9X-4493	370		1483		680		1781
	374		1490		684		1785
	378		1497		766		1788
	382	9X-6626	1816		770		1790
	386		1818		850	9X-7385	1706
9X-4597	966		1819		856		1785
9X-4599	1688	9X-6762	287		1131	9X-7418	262
9X-4601	1688	9X-6763	280		1338	9X-7419	262
9X-4605	860		284		1342	9X-7430	59
	863	9X-6772	353		1405		62
	868		386		1590		65
9X-4609	882		474		1595	9X-7680	1551
	885		475	9X-6856	511		1553
9X-4997	598		477		519	9X-7722	1371
9X-4998	598		479		567	9X-7737	460
9X-6015	743		480		575		461
	747		481		636	9X-7743	727
	752		482	9X-6857	511	9X-7849	344
	756		485		519	9X-8139	344
	763		492		598	9X-8250	597
9X-6017	1413		499		637		619
	1415		510	9X-7145	486		625
	1417		511		493		630
	1419		512		500		638
9X-6032	1347		519		509		2067
	1351		524		521		2072
	1355		525	9X-7146	485	9X-8256	267
	1360		527		492		269
9X-6165	331		528		499		292
	332		531		511		294
	487		533		519		349
	494		541	9X-7317	261		353
	501		548		262		365
	512		554		263		408
	523		559	9X-7344	654		409
	527		560		655		529
	528		566	9X-7378	582		535
	577		574		585		543
9X-6258	454		582		589		549
9X-6269	6		585		592		555
	1590		589		599		561
	1595		592		1706		569
9X-6395	1329		595	9X-7380	1774		577
	1385		598		1777		605

PART NUMBER INDEX

Part	Page	Part	Page	Part	Page	Part	Page
	608		1472	9X-8917	1727	030-7947	250
	613		1502		1803		252
	630		1505		1805		254
	638		1515		2093		680
	659		1519	9X-9120	549		682
	660		1521		554		684
	670		1523		560		686
	672		1525		566		727
	953		1526		575	030-8188	223
	997		1527	9X-9896	331		225
	999		1529		332	030-8539	727
1001			1531	9Y-1792	157	031-0214	1854
1004			1533	9Y-4104	179	031-3185	85
1007			1535		184	031-4155	39
1012			1537	9Y-6089	88	031-9295	280
1016			1573		90		284
1020			1576	9Y-9236	167		287
1025			1579		170		482
1029			1583		173	032-3506	1172
1078			1587		176		1174
1096			1592				1176
1105			1597			032-9313	121
1109			1688				1642
1119	9X-8258		891	0			1643
1123			892	000-7244	319		1644
1126			893	002-0639	1093	033-5853	117
1286			895		1097		208
1407			897		1101	033-5879	1661
1734			1688		1106	033-6033	272
1807	9X-8259		1688		1118		273
1813	9X-8268		680		1122		723
1815			682		1141		1646
9X-8257			684		1143		1651
	641		686		1252		1661
	643		731	002-6453	1172	033-6039	1373
	647		735		1174	033-6042	250
	649		753		1176		252
	651		757	002-6454	1172		254
	767		764		1174		257
	771		846		1176		1371
	779		1547	003-2143	1231	033-6043	1638
	786		1555		1237	033-8248	351
	793		1890	005-4362	227		363
	799	9X-8281	1893		229		370
	807		1894	005-8593	1614		374
	810		712	006-0136	1546		378
	838	9X-8399	717		1555		382
	846		1286	006-8350	719		387
	848	9X-8408	1296	008-3214	1371		477
	851		1326	009-3101	1274		479
	853		1697		1276		480
	857	9X-8498	1001		1283		481
	937	9X-8582	221	011-7960	1761		482
	1324	9X-8600	267	012-0380	456		534
	1347		269	013-8502	1899		542
	1351		84	030-1712	549		549
	1355	9X-8872	179		554		554
	1360	9X-8873	185		566		560
	1407		730		575		568
	1446		734	030-4605	1399		576
	1449		730		1401		582
	1452	9X-8874	734		1403		605
	1455		731		1546		608
	1458	9X-8875	735		1555		618
	1460		135	030-7946	77		625
	1467	9X-8878					

PART NUMBER INDEX

Part	Page	Part	Page	Part	Page	Part	Page
	629		625		1841	101-3125	199
	637		629	097-4896	774	101-3846	1320
	680		637	097-7234	511		1322
	684	091-1735	1673		519	101-6596	77
034-3557	730		1674	097-9169	1709	101-7404	256
	734		1675	098-5747	1899		318
036-9821	444		1676	098-8968	484		699
038-3967	1774		1677		491	101-8468	85
	1777		1678		498	101-9083	680
	1781	091-1745	1324		508		684
	1785	091-9035	254		523		686
039-8557	234	092-7385	763	099-3095	822		777
	238	093-0349	1332		1319		784
	242		1333	099-3649	1282		791
	246	093-2065	1062		1890		798
045-4065	445		1064		1894		805
	450		1067				1497
061-7208	167		1084				2078
	170		1131				2084
	173	095-0670	1551				2007
	176		1553	100-3098	40	101-9345	2007
061-8639	121	095-0690	1541	100-3866	938	101-9435	2007
	123	095-0758	1899		942	101-9436	2007
	124	095-0843	1880	100-4311	▶419	101-9437	2007
	125		1882		641	101-9878	840
	126		1885		643	102-2244	1413
	130	095-0879	1413		647		1415
061-9455	38		1415		649		1417
065-5071	509		1417		651	102-2828	1419
	510		1419	100-4995	201	102-4156	1441
	511	095-0939	1375	100-5041	567		1604
067-9425	204	095-0942	1373		575		1609
068-0592	747	095-1519	1382	100-5072	261		1617
	752	095-1678	722		262		1621
	756		723		263		1626
	763	095-1750	1637	100-5218	27	102-4157	1631
068-8579	403	095-1751	1655		29		1604
	404	095-9804	1604		30		1609
068-8993	1697		1609		31		1621
069-2535	1272		1617	100-5219	27		1626
	1273		1621		29	102-4158	1631
070-0617	1179		1626		30		1609
	1181		1631		31		1617
	1231	096-0008	1546	100-5621	2065		1621
070-0618	1186		1555		2066		1626
	1195	096-0015	1560	100-6731	1617		1631
	1212	096-0067	1758		1621	102-5861	85
	1216		1760		1626	102-8801	27
	1227	096-1331	824		1631		32
	1229	096-4883	982	100-7399	53		477
	1230	096-5962	486		55		486
	1250		493		57		492
077-3790	1371		500	101-0003	1903		493
077-4643	1371		512	101-0852	299		500
083-4419	1551		523		300		509
	1553		1727		307		527
085-8091	1350	096-6166	1572		308		528
	1354		1575		311		533
	1359		1578	101-1785	1722		534
087-5841	1564		1582		1723		541
087-6059	1858		1586	101-2862	1541		542
090-8247	1564		1590	101-2867	1768		559
091-0081	246		1595		1771		567
	612	096-9986	1355		1854		575
	618		1359	101-3120	211		618

1

PART NUMBER INDEX

Part	Page	Part	Page	Part	Page	Part	Page
	625		1405		1713		1923
	628		1439		1803	102-8806	223
	636		1441		1805		225
	1697		1657	102-8804	484		229
	1724		1697		485		351
	1803		1706		486		470
	1805		1709		491		484
	1807		1710		492		485
102-8802	275		1713		498		486
	342		1903		499		491
	343	102-8803	223		508		492
	344		225		509		498
	345		229		510		499
	428		326		519		500
	429		341		523		508
	452		414		605		509
	456		415		608		510
	460		416		612		521
	471		417		617		523
	473		418		624		534
	475		425		628		542
	477		427		629		618
	479		432		636		624
	480		434		664		628
	481		454		666		636
	485		458		667	102-8808	1803
	486		468		1413	102-9089	34
	492		474		1415		35
	493		477		1417	102-9862	394
	499		485		1419	103-0010	605
	500		486		1729		608
	510		492		1763		669
	511		493	102-8805	363		1285
	518		499		370	103-0126	84
	521		500		374	103-1122	1742
	522		508		378	103-1303	1405
	529		509		379		1446
	533		510		382		1449
	541		519		386		1452
	548		520		475		1455
	559		522		485		1458
	567		601		492		1460
	575		603		499		1515
	582		605		508		1519
	585		608		509		1521
	589		612		510		1523
	592		617		518		1531
	598		624		523		1533
	601		628		605		1535
	603		635		608		1590
	605		636		612		1595
	608		643		617	103-1328	779
	612		647		624		786
	617		649		628	103-2543	549
	624		651		629		555
	628		657		635		561
	636		664		636		569
	641		666		1721		577
	643		667		1735	103-5350	924
	647		879		1801		926
	651		1285		1807		929
	654		1320		1809		932
	655		1338		1810		961
	669		1342		1811		1525
	884		1709		1812		1526

PART NUMBER INDEX

Part	Page	Part	Page	Part	Page	Part	Page
	1537	105-4728	443	107-3157	1856		15
	1664	105-4729	23		1857		17
	1665		▶443		1859		▶36
103-5526	484	105-6117	1276	107-3378	2044	107-7306	1860
	491	105-8029	1727		2048		1863
	498	105-9073	1727		2049		1872
	508	106-0912	1985		2054		1875
	518		1986		2057	107-7308	1752
	▶1721		1987	107-3469	2043	107-8265	777
103-6100	1774		1988		2050		784
103-6318	1382		1990		2051		800
103-6319	1380		▶2042		2052		805
	1382	106-0933	835		2053	107-8559	2044
	1381		836		2058		2048
103-7407	1381		873	107-3490	2001		2049
103-7410	27		874	107-3533	▶2007		2054
103-8134	30	106-1094	2001	107-3536	2007		2057
	31	106-1095	2001	107-3537	2007	107-9172	1280
	32	106-1096	2001	107-3538	2007		1281
104-2091	486	106-1097	2001	107-3545	▶2007	108-0122	1413
	493	106-1098	2001	107-3727	534		1415
	500	106-1582	1709		542		1417
	512		1713		549		1419
	522	106-1583	1713		554		1422
	1752	106-1584	1709		560		1423
	1754		1713		568		1428
104-4255	1380	106-1774	1320		576		1430
104-4256	1380		1322	107-4393	1788	108-0358	465
104-4270	1380		1324		1790		467
104-4271	1380		▶1328	107-4394	1788	108-1785	1573
104-4272	1380	106-1792	210		1790		1578
104-4273	1380	106-3969	202	107-4395	1788	108-2735	811
104-4274	1380	106-3973	202		1790	108-2736	811
104-4369	▶2000	106-4155	519	107-4396	1788	108-3320	484
104-5013	777		612		1790		491
	784	106-4572	190	107-4397	1774		498
	791		192		1777		508
	798		194		1781		523
	805		196		1785	108-3612	210
	▶881	106-5673	70	107-4399	1774	108-3866	1386
104-5014	881		73		1777	108-4311	1903
104-5841	2000	106-6220	906		1781	108-4441	861
104-5888	1324	106-6221	906		1785		862
104-6202	601	106-6434	989	107-4600	1860		867
	603	106-7798	811		1863	108-7005	1434
104-6729	684	106-9010	900		1872	108-7550	1346
	686		902	107-4601	1860		1350
104-7108	1285		904		1863		1354
	1363	106-9212	882		1872		1359
	1366		885	107-4602	1860	108-7930	187
	1572	107-0266	1752		1863	108-9382	13
	1575	107-0583	85		1872		15
	1578	107-1984	521	107-4603	1860		17
	1582	107-2344	1668		1863		▶81
	1586		1670		1872	108-9422	1777
105-2145	1638		1672		1875		1781
105-2976	1709		1686	107-4749	529		1785
105-3035	1551	107-2884	1371		628	109-0072	149
	1553	107-2887	1371		635		150
105-3372	1709	107-2888	1371		659		151
	1713	107-2889	1371		660		152
105-3477	1724	107-2890	1371		670	109-0076	107
105-3483	297	107-2891	1371	107-5769	259		109
105-3484	220	107-2893	1371		260	109-0077	179
	221	107-3114	1373	107-6736	13		184

PART NUMBER INDEX

Part	Page	Part	Page	Part	Page	Part	Page
	189		491		1872		1609
109-0078	149		498		1875		1617
	150		508	111-1353	1745		1621
	151		522		1749		1626
	152	110-4344	98	111-1354	1740		1631
109-1641	1319	110-6109	484		1743	112-9217	85
109-1645	618		491		1747	112-9486	190
	624		498	111-1355	1745		192
	628		508		1749		194
	635		521	111-1356	1743		196
109-1657	19	110-6393	1694		1747	112-9861	1636
	21		1820	111-2088	13	113-0002	484
	22		1821		15		491
	▶82	110-6844	520		17		498
109-2373	13		567		▶97		508
	15		575	111-2355	13		522
	17		636		15	113-0580	485
	▶166	110-6845	486		17		492
109-3969	882		493		▶98		499
	885		500	111-4627	1905		511
109-5811	1592		510	111-9110	1272		519
	1596		520		1273		605
109-5816	1350		618	111-9289	319		608
	1354		625	111-9758	1667		612
	1359		628		1672	113-0919	1803
109-5825	805		636	111-9827	319		1805
109-5839	107	110-6846	533	112-0845	1509	113-2512	1747
	109		541		1511		▶1907
109-5840	109		548		1513	113-2513	1749
109-8196	1702		559	112-1817	1572		▶1908
	1703		567		1575	113-5183	509
	1705		575		1578		511
	▶1909	110-6848	533		1582		519
	▶1912		541		1586		521
	▶1915		548		1590	113-5184	509
	▶1919		567		1595		511
109-9051	▶2007		575		▶1636		519
109-9080	2008	110-7592	1946		1993		521
	2040		1954	112-2276	1274	113-6003	1751
	2041	110-7886	484	112-3927	830	113-7752	1274
109-9081	2008		491		832		1276
	2040		498	112-4511	812	113-8113	1697
109-9082	2008	110-7887	484	112-4550	433	113-8263	1604
	2040		491	112-4558	1164		1609
109-9985	97		498	112-5419	1828		1617
110-2023	929		508	112-5421	484		1621
	932		523		491		1626
110-2079	484	110-8330	250		498		1631
	491	110-8769	598		508	113-8490	548
	498	110-8826	155		522		554
	508	110-8827	155	112-5574	1828		560
	521		156	112-5927	484		566
	1150	111-0343	884		491		574
	1151		1657		498	113-8491	548
110-2446	1280		1659		508		554
	1281	111-0687	1860	112-5928	484		560
110-2973	1546		1863		491		566
	1555		1866		498		574
110-3971	1546		1869		508	113-8492	548
110-3978	1546		1872	112-6150	1405		554
	1555		1875	112-6174	484		560
110-4215	1830	111-1316	1860	112-7308	813		566
110-4216	1830		1863	112-7309	812		574
110-4217	1830		1866	112-7448	1752	114-0359	1986
110-4218	484		1869	112-8244	1604		1988

PART NUMBER INDEX

Part	Page	Part	Page	Part	Page	Part	Page
	1990		1682		409		1302
	2042		1683		953		1311
114-0464	1997		1684		1285		1363
114-0468	2043		1685		1320		1366
	2050	114-5196	▶1666		1338	117-0067	649
	2051		1680		1342		651
	2052		1681	115-3071	659	117-0159	1617
	2053		1684		660		1621
	2058		1685		662		1626
114-3466	1752	114-5198	4		1424		1631
114-4244	1709		▶155	115-3072	382		▶1641
	1713		▶156		618	117-0160	1604
114-4247	1709	114-5333	582		625		1609
	1713		585		629		1617
114-5121	1		589		637		1621
	2		592	115-3082	533		1626
	▶1148		598		541		1631
114-5124	1	114-8165	1709		548		▶1642
	2	114-8167	1709		567	117-0161	1617
	▶1838	114-8843	363		575		1621
	▶1841		365	115-3083	541		1626
114-5125	▶914		378		548		1631
	979		379		567		▶1643
114-5126	1		386		575	117-0775	1642
	2		441	115-3519	636		1643
	▶921		482	115-7087	214		1644
	▶922		529		218		1645
114-5127	1		597		219		1647
	2		598	115-9346	533		1648
	▶1906		612		541	117-1410	1702
114-5133	1		635		548		1703
	2		636		554		1705
	▶980		637		560		▶1878
	▶982		651		566	117-1903	1680
114-5137	1		1733		574		1681
	2	114-8844	635	116-0118	608		1684
	▶942		637		612		1685
114-5138	1	114-8845	365		628	117-2311	484
	2		598		635		491
	▶837		612	116-0434	1828		498
	▶838		637	116-4491	582		508
114-5141	232	114-9252	1869		585		522
	256		1875		589	117-3335	198
	▶1792	114-9491	1283		592	117-4491	1884
114-5142	1	115-0617	355		598	117-4492	1691
	2		378		619	117-7865	1334
	▶1774		382		624		1335
	▶1777	115-0627	1694		628		1336
	▶1781		1695		635	117-8704	1446
	▶1785		▶1697	116-4731	1346		1455
114-5147	▶810	115-1392	1515	116-4798	1294		1460
	821		1523		1302	117-8801	85
114-5172	1	115-1527	1		1311	117-9341	1617
	2		2		1363		1621
	▶1708		▶1797		1366		1626
114-5175	159	115-2129	▶1439	116-5710	406		1631
	▶161		1465		407	118-0040	1833
114-5186	346	115-2247	1274	116-6202	1774	118-0275	940
	347		1276	116-6810	1768	118-1225	2088
	348	115-2422	279	116-7471	548	118-1277	279
	▶349		283		554		283
114-5192	▶297		287		560		287
	1679	115-3069	406		566	118-2079	280
	1680		407		574		284
	1681		408	116-9331	1294		288

PART NUMBER INDEX

Part	Page	Part	Page	Part	Page	Part	Page
118-2080	279		521		1566		508
	283		567		1569		518
	287		575	122-0447	59	123-5161	1768
118-5068	146		598		62	123-5298	730
118-5083	1399		612		65		734
	1401		637	122-0450	585	123-6383	484
	1403		1807		589		485
118-5085	1399	119-4258	677		592		491
	1401	119-7837	664		598		498
	1403		666	122-1472	27		508
118-5086	1399	119-7839	617		29		523
	1401		624		30	123-7615	518
	1403		628		31		520
118-5087	1399		635		32	123-9431	1831
	1401	119-8984	395	122-1671	1284	124-0174	654
	1403		397		1285		655
118-5805	1546		398	122-2222	657		680
	1555	120-5737	297	122-3772	189		682
118-6606	1280	120-6052	842	122-4026	167		684
	1281	120-8878	1768		212		686
118-6878	641		1771	122-4429	484	124-0312	1732
	643	120-9027	329		491	124-0501	730
	647		330		498		734
	649		331		508	124-0502	730
	651		332		522		734
	2067		335	122-6872	198	124-0503	730
	2072		336	122-7375	59		734
	2075		337		62	124-0504	730
	2078		338		65		734
	2081	120-9243	93	122-8612	59	124-0665	726
	2084	120-9847	13		62	124-0689	726
118-7226	▶432		15		65	124-1479	608
	680		17	122-8705	292	124-1555	1546
	682		▶38		294		1555
	684	121-1257	712		1763	124-1718	1405
	686	121-1343	612		1813	124-1854	70
118-7362	484		1342		1815		73
	491		1785	122-8905	182	124-1855	70
118-9901	777	121-1905	929	122-9854	484		73
	784		932		491	124-2708	207
	791	121-2051	1399		498	124-3019	252
	798		1401		508		254
	805		1403		518		283
	1364	121-3274	1860	123-0334	2000		482
	1367		1863	123-0335	2000		605
118-9902	1424		1872	123-1373	279		608
	1774		1875		283		635
	1777	121-3275	1860		287		747
	1781		1863	123-2876	730		1477
	1785		1872		734		1481
119-0036	34		1875	123-2877	730		1488
	35	121-3277	1860		734		1495
119-0959	1638		1863	123-2995	1768		1590
119-1151	1751		1872		1771		1595
	1844		1875	123-2997	730	124-3637	1909
119-3662	27	121-3278	1860		734		1912
	363		1863	123-3202	27		1915
	378		1872		29		1919
	379		1875		30		1923
	386	121-3286	1465		31	124-4884	1761
	414		1471		32	124-6346	▶2008
	509	121-7848	279	123-4371	1905	124-7649	664
	510		283	123-4627	484		666
	511		482		491		667
	520	121-7958	726		498	124-8366	1768

PART NUMBER INDEX

Part	Page	Part	Page	Part	Page	Part	Page
124-8368	1768		365		637	127-9485	1551
	1771		378	126-1774	511		1553
125-0434	179		379		527	127-9490	1551
	184		386		528		1553
125-0965	1316		509		575	128-0317	187
	1317		510		598	128-0606	1274
125-0966	1316		511		1807	128-0607	1274
	1317		520	126-1817	1439	128-1026	1860
125-0971	1080		521		853		1863
	1082		567	126-3883	856		1866
	1088		575		37		1869
	1090		576	126-4935	179		1872
125-1302	►456		613		184		1875
	533		635	126-5483	►846	128-3786	1752
	541		637		►848	128-3787	1752
	548		1807		►850	128-4123	568
	554	125-7876	548		859		576
	560		554	126-5606	1697	128-4162	598
	566		566	126-5607	1697	128-4165	521
	574		567	126-5608	1697	128-4172	511
125-1355	675		575	126-5609	1697	128-4188	637
	►1316		597	126-5612	1697	128-5302	853
125-1358	675	125-8176	911	126-6006	1697		856
	►1317	125-8534	612	126-6008	1788		►860
125-2706	680		1437		1790	128-5303	►853
	682	125-9349	1617	126-6009	1697		►856
	684		1621	126-6010	1697		859
	686		1626	126-7168	911	128-7115	860
	1354		1631	126-7574	302	128-7116	860
	1359		►1644		306	128-7348	862
125-3276	1833	126-0081	13	126-7631	13	128-8678	1004
	1834		15		15	128-8704	860
	1835		17		17		862
125-3295	1276		►207		►291		867
125-3657	►1655		►208	126-8182	712	128-8795	860
	1656	126-0197	1465	126-8449	291		862
125-5835	404		1470	126-8472	1698		867
125-6535	445	126-1052	1860	127-0323	1890	128-9341	1449
	450	126-1756	85	127-0366	982		1458
125-6536	445	126-1757	93	127-0785	223	129-0822	860
125-6537	445		95		225		862
	450	126-1767	27		227		867
125-7874	482		363		229	129-0987	730
	509		386		234	129-0988	730
	510		418	127-0929	207	129-1598	860
	511		519		208	129-2552	1745
	519		521	127-1001	862		1749
	520		567	127-4540	485	129-2553	1743
	521		575		492		1747
	567		612		499	129-2565	1745
	575		636	127-4667	777	129-2567	1740
	576		1413		784		1743
	613		1415		791	129-2568	1740
	635		1729		798	129-2570	1860
	636		1807		1346		1863
	637	126-1768	363		1350		1872
	651		386		1465		1875
	1679		459		1470	129-2572	1860
	1680		510	127-4832	1373		1863
	1682		519	127-5480	1890		1872
	1683		520	127-6356	157		1875
	1729		522	127-6422	1697	129-2576	1740
	1807		567	127-6423	1697	129-2577	1745
125-7875	27		575	127-9483	1551		1749
	363		598		1553	129-2578	1740

PART NUMBER INDEX

Part	Page	Part	Page	Part	Page	Part	Page
	1743		592	131-1503	519		853
	1747		598		521		856
129-2581	1860		605	131-1507	519	132-4460	846
	1863		608		521		848
	1866		613	131-3093	1697		850
	1869		618	131-3540	980		853
	1872		625		1771		856
	1875		629	131-5879	950	132-4463	860
129-2584	1740		637	131-6593	929		862
	1743		641		932		867
	1745		643	131-7035	1294	132-5789	211
	1747		647		1302		229
	1749		649	131-7123	85		486
129-3172	95		651	131-7417	860		493
129-3178	1285		657		862		500
	1697		669		867		512
129-3180	331		670	131-7418	846		518
	332		680		848		601
129-3181	1993		682		850		603
129-5224	1771		684		853		682
129-5427	93		686		856		686
	95		850	131-7419	846		1736
129-5428	93		856		848		1738
	95		997		850	132-6133	▶1572
129-7184	1734		1405		853		1679
129-8293	1604		1471		856		1680
	1609		1736	131-7741	1794	132-6136	1443
	▶1645		1738		1795		▶1502
129-9690	1722	130-6392	1740	131-7810	1162	132-6140	▶1332
	1723		1742	131-7811	1162		1443
129-9907	187		1743	131-7812	161	132-6142	▶1363
130-1887	1788		1745		164		▶1366
	1790		1747	131-8107	88		1443
130-1888	1697		1749		90		1444
130-1890	1697	130-6788	519	132-0338	1691	132-6143	1443
130-4698	85	130-6789	519	132-1069	2000		1444
130-4701	85	130-6790	519	132-1070	2000		▶1561
130-5300	234	130-7093	846	132-1071	▶2000	132-6144	▶1338
	238		848	132-2925	837		▶1342
	242		850	132-2927	837	132-6236	23
	246		853		838		▶134
	351		856	132-3392	2063	132-7486	942
	363	130-8176	▶1831	132-3522	1761	132-7487	938
	370		1832	132-3968	1708	132-7488	942
	374	130-9811	435	132-4450	860	132-7551	192
	378		436		862		196
	387	130-9984	1777		867		284
	473		1781	132-4451	860		288
	474		1785		862	132-9770	410
	477	131-0427	▶433		867		412
	479		605	132-4452	860	133-0125	179
	480		617		862		184
	481		624		867	133-0261	429
	482	131-0820	1697	132-4454	846	133-1643	1163
	534	131-0821	1697		848	133-1645	1163
	542	131-0822	1697		853	133-2198	719
	549	131-1274	1694	132-4455	846	133-2904	811
	554		▶1788		848	133-3359	210
	559	131-1492	520		850	133-3489	566
	560		637		853		574
	568	131-1495	520		856	133-3630	961
	576		521	132-4457	862	133-4292	712
	582	131-1500	520	132-4458	846		734
	585		521		848	133-5209	828
	589		637		850		829

PART NUMBER INDEX

Part	Page	Part	Page	Part	Page	Part	Page
133-5587	860	134-2779	968		170		1872
	862		971		173		1875
	867		974		176	136-1730	1860
133-6347	846	134-2780	968	135-6929	190		1863
	848	134-2781	968		192		1866
	850	134-2782	943		194		1869
	853	134-2809	13		196		1872
	856		15	135-6931	991		1875
133-6517	321		17	135-7052	777	136-1731	1860
	322		▶88		784		1863
	323		▶90		791		1866
	324	134-4126	299		798		1872
133-6567	882		300		805	136-1732	1860
	885		301	135-7123	1272		1863
133-6578	1371		302		1273		1872
133-6588	846		306	135-7816	1422		1875
	848		307		1423	136-1734	1860
	850		308	135-9350	2042		1863
	853		310	135-9562	1999		1866
	856		311	135-9941	846		1869
133-6589	860	134-4821	982	136-0007	1294		1872
	867		991		1302		1875
133-6934	585	134-5623	824		1311	136-1747	830
	589	134-5628	826	136-0008	1294		832
	592	134-6051	1838		1302		▶873
	598	134-6052	1838		1311	136-1748	873
133-7133	860		1841	136-0012	1290	136-1749	830
	862	134-6721	1844		1292		832
	867	134-6722	1838		1309		▶874
133-7134	860		1841	136-0013	1290	136-1750	874
	862	134-6723	1838		1309	136-1753	830
	867		1841	136-0019	1294		832
133-7215	1709	134-7258	2088		1302	136-1754	821
	1713	134-7326	1838		1311		▶834
133-7221	846		1841	136-1082	1428	136-1755	834
	848	134-8297	1131	136-1107	187		▶875
	850	134-8459	1346	136-1543	1823	136-1756	875
	853		1350		1824	136-1953	1698
	856	134-9817	730		1826		1794
133-8116	▶730		734	136-1544	1691	136-2186	1856
	▶734	135-0426	▶341	136-1722	821		2066
	872		370		▶830	136-2623	704
133-9116	259		374		▶832		706
	260		378	136-1725	1860		708
133-9906	26		382		1863	136-2718	1749
133-9907	▶26		386		1866	136-2720	1747
	78		390		1869	136-3188	1700
133-9928	846		391		1872		1701
	848		392		1875	136-3190	1701
	853	135-1844	826	136-1726	1860	136-3195	1700
134-0037	1280	135-1845	826		1863	136-3357	▶1833
134-0039	1280	135-3161	1334		1866		▶1834
	1281		1335		1869		▶1835
134-2252	▶434		1336		1872		1836
	641	135-3489	1319		1875		1837
	643	135-3490	822	136-1728	1860	136-3607	1724
134-2540	1807		1319		1863	136-3645	1833
134-2552	1164	135-3573	1319		1866		1834
134-2554	982	135-4928	187		1869		1835
	991	135-5154	1164		1872	136-3742	187
	▶1164	135-5155	1164		1875	136-3842	1319
134-2636	279	135-6642	1944	136-1729	1860	136-3970	1832
134-2778	968	135-6925	1708		1863	136-4838	812
	971	135-6926	1708		1866	136-4839	812
	974	135-6928	167		1869	136-4840	812

PART NUMBER INDEX

Part	Page	Part	Page	Part	Page	Part	Page
136-4841	812		436	138-3909	1566	139-5943	717
136-5049	891		438		1569	139-6366	909
	892		439	138-4048	1294	139-9189	▶726
	893	137-6841	1899		1302		777
	895	137-7321	1860		1311		784
	897		1863	138-4049	1465		791
	▶912		1866	138-4050	743		798
136-5490	1766		1869		747		805
	1767		1872		752	139-9391	714
	1813		1875		756	139-9392	714
	1850	137-7331	179		763	139-9469	1794
	1851		184	138-4837	1828	140-0205	1294
136-6195	1944	137-8832	▶675	138-6108	921		1302
136-6203	1944		821		939		1311
136-6381	134	137-8833	▶675		968	140-0206	1285
136-6382	134		821		971		1294
136-7227	117	137-8834	675		974		1302
	139		▶677		1158		1311
	141	137-8836	676		1841	140-1088	349
	143		677	138-6451	2053		351
136-8035	712	137-8837	887	138-6552	2054		353
136-8036	712	137-8843	887	138-6744	187		355
136-8423	1373	137-8846	887	138-7496	1561		356
	1551	137-8849	887	138-7497	1561		370
	1553	137-8851	675	138-7643	1131		374
136-9353	1860		▶712	138-7795	2093		378
	1863	137-8856	712	138-7823	1828		382
	1866	137-8857	712	138-8173	1560	140-2961	1831
	1872	137-8858	712	138-8175	1560	140-2963	1831
	1875		▶714	138-8187	1794	140-3094	954
136-9466	982	137-8859	714		1795	140-3129	891
	987		716	138-8861	1816		892
	991	137-8862	675		1818		893
	994		▶676		1819		895
136-9698	1294	137-8865	▶717	138-8862	1816		897
	1302		821		1818	140-3673	912
	1311	138-0006	1969		1819	140-5856	777
136-9699	805		1972	138-8863	1816		784
136-9718	980	138-0020	1969		1818		791
136-9719	980		1972		1819		798
136-9720	989	138-0022	1969	138-8864	1816		805
	994		1972		1818	140-5945	1716
136-9721	989	138-0549	1658		1819		1718
	994	138-1523	993	138-9651	1295	140-6553	714
136-9722	989	138-1870	1332		1303	140-6554	714
136-9723	982		1333		1311	140-6555	714
	991	138-1873	924	139-0178	534	140-8949	161
136-9759	989		926		542	140-9746	13
137-2170	1908	138-1875	929	139-1378	1709		15
137-2196	134		932		1713		17
137-3300	966	138-2237	688	139-2116	664		▶37
137-4234	1946		693		667	140-9859	161
	1954		698	139-2212	279	140-9860	161
	1979	138-2238	688		283	141-0008	932
137-5109	351		693		482	141-1481	1405
	363		698	139-3213	1371		▶1656
	370	138-2239	▶163	139-3544	▶1646	141-2107	1189
	374		688		1649		1204
	378		693	139-3550	179		1206
	382		698		184		1208
	386	138-2240	163	139-3884	279		1210
137-5646	1546	138-2800	1838		283		▶1266
	1555		1841		482	141-2150	966
137-6645	430	138-3815	1649	139-5544	1838	141-2151	966
	435		1650	139-5546	1841	141-2155	966

PART NUMBER INDEX

Part	Page	Part	Page	Part	Page	Part	Page
141-2156	966		845	142-7009	909	144-7033	1285
141-2158	1148	142-0149	1546	142-7010	1157	144-7766	1729
141-4644	▶1284		1555	142-7011	1157	144-9528	921
	1702	142-0203	1566	142-7022	943	144-9529	921
	1703		1569	142-7442	1768	144-9530	921
	1704	142-0358	533		1771	144-9531	921
	1705		541	142-8870	163		922
141-4645	1702		548	143-1288	1880	145-0326	1903
	1703		554		1882	145-0415	▶840
	1704		560		1885	145-0421	▶840
	1705		566	143-2006	1546	145-2379	472
	▶1832		574		1555	145-3319	1475
141-4699	1774	142-0811	161	143-3000	672		1481
141-4936	1724		164	143-3669	206		1488
141-4940	1702	142-2133	1371	143-4158	1346		1495
	1703	142-2137	1371		1350	145-3849	37
	1704	142-2329	53		1354	145-4922	1139
	1705		55		1359		1141
	▶1724		57	143-4512	887		1143
141-7072	739	142-3331	605	143-5122	522	145-5181	1601
	743		608	143-7319	1546	145-8130	968
	747	142-5017	921		1555	145-8951	1729
	752		922	143-8971	77	145-8952	1729
	756	142-5795	917	143-9148	1297	145-9283	179
	760	142-5797	917		1304		184
	763		919		1313	145-9959	680
141-7405	1465	142-5798	917	143-9361	968		682
	1470		919		971		684
141-7909	1294	142-5799	917		974		686
	1302		979		▶1157	146-1890	1274
	1311		▶987	143-9393	179	146-1891	1274
141-7913	1294	142-5800	▶917		184	146-1892	1276
	1302		▶919	143-9732	77	146-1893	1276
	1311		979	144-0178	641	146-2274	1295
141-8698	533	142-5801	982	144-0195	1909		1303
	541		987		1912		1312
	548		994		1915	146-2598	1276
	554	142-5802	982		1919	146-3338	221
	560		987		1923	146-3725	1294
	566		994	144-0221	1604		1302
	574	142-5803	917		1609		1311
141-8712	617		919		▶1647		▶1320
	624	142-5804	917	144-0290	828	146-3728	1399
141-8713	349		919	144-1636	461		1546
	353	142-5805	917		1417	146-4378	▶715
	365	142-5807	917		1419		716
141-8714	617		919	144-2223	533	146-5067	161
	624	142-5808	917		541		164
141-9203	947		919	144-4524	712	146-6734	617
141-9520	1346	142-5809	917	144-4613	351		624
	1350		919		363		628
	1354	142-5867	133		375		635
	1359	142-5868	132		379	146-6747	2088
141-9521	1346	142-6988	966		386	146-7271	▶716
	1350	142-6989	966		585	146-7272	▶716
	1354	142-6994	1139		612	146-7274	715
	1359		1141		628	146-7275	715
141-9666	1338		1143		635	146-7571	1363
	1342	142-6995	1139		1134		▶1394
141-9811	▶827		1141		1483	146-8349	915
	840		1143		1490	146-8350	982
	841	142-6996	1139		1497		987
	842		1141	144-5385	828		994
	843		1143		829	146-8351	917
	844	142-7008	909	144-6142	77		919

PART NUMBER INDEX

Part	Page	Part	Page	Part	Page	Part	Page
	994		170		752		752
146-8352	917		173		756		756
	919		176		760		763
	994		▶198		763		766
146-8353	917	148-8240	1163		766		1431
	919	148-8306	1295		770		1434
	994		1326		777	148-8340	170
146-8354	917	148-8307	1295		784		173
	919		1303		791		176
	994		1312		798		1295
146-8990	1546		1338		805		1303
	1555		1342		1295		1312
146-8991	1546	148-8311	1792		1303		1405
	1555	148-8312	1475		1312		1466
146-9408	1320		1481		1411		1591
	1322		1488		1465		1596
147-0192	179		1495		1471	148-8341	1363
147-0319	▶327	148-8313	618		1475		1366
	355		625		1481	148-8342	234
	356		629		1488		238
147-0385	585		637		1495		242
	589	148-8315	1590	148-8333	739		246
	592		1595		760		319
	1285	148-8316	167	148-8334	743		1363
147-1223	▶1657		170		747		1366
	1660		173		752		1591
147-1237	1380		176		756		1596
	▶1381		190		763	148-8344	777
147-1238	1380		192	148-8335	155		784
	▶1382		194		688		791
147-1445	567		196		693		798
	576	148-8318	1295		698		806
	1807		1303		1405	148-8346	234
147-1446	567		1312	148-8336	777		238
	576		1363		784		242
	1807		1366		791		246
147-2001	1688	148-8320	999		798	148-8347	688
147-2577	1709		1004		806		739
	1713		1118		1295		760
147-3061	1381		1122		1303		1411
147-3120	▶1694		1126		1312		1437
	1702		1180		1322		1466
	1703		1183		1324		1471
	1704		1197		1363		1475
147-3150	254		1230		1366		1481
147-3324	1294		1257		1405		1488
147-6457	887		1258		1481		1495
147-6603	1387		1259		1488		1564
147-6604	1387	148-8322	1489		1495		1591
147-6605	1387		1496		1507		1596
147-8561	727	148-8325	777		1509	148-8352	688
147-8562	727		784		1511		693
147-8563	727		2067		1513		698
148-1546	887		2072		1573		1405
148-1928	882		2075		1575		1434
	885		2078		1578	148-8353	778
148-2350	1399		2081		1582		785
	1546		2084		1586		791
148-3548	1546	148-8326	698		1590		1346
	1555		1481		1595		1350
148-5581	1274		1488	148-8338	1285		1354
148-6729	617		1495	148-8339	693		1359
148-7482	19	148-8327	739		698		1363
	▶99		743		743		1366
148-7919	167		747		747		1466

PART NUMBER INDEX

Part	Page	Part	Page	Part	Page	Part	Page
	1471		1338	148-8372	1475		753
	1475		1342		1482		757
	1482		1591		1489		760
	1489		1596		1496		764
	1495	148-8366	1062	148-8373	747	148-8388	1482
	1572		1064		752	148-8389	1092
	1575		1067		756		1096
	1578		1084		764		1100
	1582	148-8367	657	148-8374	250		1105
	1586		778		252		1109
148-8354	1338		785		254		1113
	1342		792		778		1134
148-8355	155		798		785		1139
	156		1080		799		1141
148-8357	1431		1082		1364		1143
	1434		1088		1367	148-8390	234
	1437		1090		1406		238
148-8359	739		1186		1466		242
	743		1188		1471		246
	747		1212	148-8375	1286	148-8392	743
	752		1214		1295		748
	756		1216		1303		753
	760		1219		1309		757
	763		1221		1312		764
	1475		1223		1364		799
148-8360	688		1231		1367		806
	693		1237		1724		1295
	698		1247	148-8376	688		1303
	743		1249		694		1312
	747		1250		699	148-8395	223
	752		1252		1476		225
	756		1253		1482		227
	763		1254		1489		229
	1431		1255		1496		1662
	1434		1304	148-8377	1131		1663
	1437		1312	148-8378	657	148-8405	147
	1466		1338		792	148-8406	1604
	1471		1342		1131		1609
148-8361	688		1363		1286		1617
	693		1366		1295		1621
148-8362	688		1573		1303		1626
	693		1575		1312		1631
	698		1578		1338	148-8407	1346
148-8363	806		1582		1342		1350
148-8364	1290		1586		1346		1354
	1292		1591		1350		1359
	1295		1596		1354		1388
	1303	148-8368	2067		1364		1391
	1312		2072		1367		1502
	1326		2075		1406		1505
	1406		2078		1507		1604
	1466		2081		1572		1609
	1471		2084		1575		1617
	1572	148-8370	1295		1578		1621
	1575		1303		1582		1626
	1578		1312		1586		1631
	1582		1326		1591		1649
	1586		1364		1596		1650
	1591		1367	148-8380	1062		1653
	1596		1406		1064	148-8408	1466
148-8365	198	148-8371	724		1067		1471
	1147		1062		1084	148-8409	1388
	1320		1064	148-8387	739		1391
	1322		1067		743	148-8410	234
	1324		1084		748		238

PART NUMBER INDEX

Part	Page	Part	Page	Part	Page	Part	Page
	242	148-8436	1364	149-2610	766		1596
	246		1367		770	150-4043	1320
148-8411	1364	148-8439	1509		▶884		1364
	1367		1511		1658		1367
148-8415	657		1591	149-2611	884		1406
	1286		1596	149-3253	1803		1476
	1406	148-8442	688	149-3949	1709		1482
148-8417	688		694		1713		1489
	694		699	149-4617	1363		1496
	699	148-8443	1359		1366	150-4047	1542
148-8418	1476		1431		▶1377		1543
	1482		1434	149-4925	1276	150-4048	319
	1489		1437	149-5268	81	150-4049	689
	1496	148-8444	1084	149-5915	1952		694
148-8426	1406		1131	149-6378	996		699
148-8427	1466		1286	149-7378	41	150-4279	14
	1471		1296		43		16
148-8428	1295		1303		44		18
	1303		1312		46		▶259
	1312		1326	149-7738	585		▶260
	1406		1406		589	150-4355	1546
148-8429	1431		1591		592		1555
	1434		1596		598	150-6287	1709
	1437	148-8445	1406		978	150-6765	559
148-8430	791	148-8446	1364	149-8112	843	150-7585	1338
	1294		1367		845		1342
	1302	148-8449	766	149-8379	641		▶1371
	1311		770		643	150-8015	1907
	1431		1431		647		1908
	1434		1476		649	150-8896	2087
	1437		1482		651	150-8993	943
148-8433	1131		1489	149-8452	900		945
	1147		1496		902		947
	1186	148-8451	766		904	151-2092	1803
	1189		770		906		1805
	1204	148-8452	1591	149-9110	85	151-2094	1724
	1206		1596	150-1541	5	151-2384	▶1376
	1208	148-8454	1290		▶938	151-2680	1346
	1210		1292		1166		1350
	1212		1309	150-2557	41		1354
	1214	148-8455	744	150-3035	1591		1359
	1223		748		1596	151-2766	987
	1233		753	150-3036	1324	151-2767	987
	1238		757	150-3065	718	151-5925	115
	1239		764		806	151-5966	85
	1243		766		1466	151-6008	968
	1245		770		1471		971
	1247	148-8457	1286	150-3135	▶41	151-6009	968
	1250		1296		42	151-6250	1280
	1255		1303	150-4027	1285		1281
	1364		1312		1320	151-6251	1280
	1367		1724		1475		1281
	1583	148-8458	1080		1482	151-6427	1729
	1587		1082		1489	151-7455	1572
	1591		1088		1496		1575
	1596		1090	150-4029	167		1578
148-8434	1134		1134		170		1582
	1509	148-8889	727		173		1586
148-8435	1322	149-0606	1679		176		1590
	1507		1680	150-4037	1286		1595
	1572		1682		1476		▶1658
	1575		1683		1482	151-8754	329
	1578	149-2491	1774		1489	151-9274	1720
	1582		1777		1496	152-0270	1304
	1586		1781		1591		1311

PART NUMBER INDEX

Part	Page	Part	Page	Part	Page	Part	Page
152-0961	190	152-9152	1388	153-6273	1274	153-9840	1687
	192	152-9840	744		1276	153-9844	1687
	194	153-1256	187	153-6293	1572	153-9989	1614
	196	153-1804	943		1575		1640
152-1130	719		945		1578	153-9990	1614
152-1626	704		947		1582		1640
	706	153-2073	▶328		1586	154-0350	1363
	708		349		1590		1366
152-1646	1428		351		1595	154-0351	1363
152-3426	194		353	153-6479	1371		1366
	196		370	153-6480	1371	154-0352	1363
152-3730	1688		374	153-6481	1371		1366
152-3732	1688		378	153-7023	67	154-0930	1566
152-3735	1667		382		68		1569
	1668	153-3570	943		69	154-1981	1798
	1670		945	153-7024	67	154-1982	1799
	1672		947		68	154-4133	1399
	1686	153-3602	1561		69		1546
	1687		▶1566		71	154-4383	714
152-3738	1688	153-4806	956	153-7044	979	154-4475	159
152-3739	1417		958		▶989		160
	1419		960	153-7095	617	154-5232	171
	1428		1673		624		174
	1430		1674		628		177
152-3740	1667		1675		635	154-5512	1572
	1668		1676	153-7655	1294		1575
	1670		1677	153-7656	1294		1578
	1672		1678		1302		1582
	1686	153-6224	1284		1311		1586
	1687	153-6236	1346	153-7738	1294		1590
152-3741	1688		1350		1302		1595
152-3742	1688		1354		1311	154-6333	704
152-3743	1662		1359	153-8474	1502		706
	1663		1476	153-8475	1502		708
152-3748	1688		1482	153-8476	1502	154-6518	351
152-3749	924		1489	153-8477	1502		370
152-3750	1413		1496		1505		374
	1415	153-6237	739	153-8478	1502		378
	1422		748		1505		382
	1423		753	153-8479	1502	154-6626	582
152-3751	1688		757	153-8480	1502		585
152-3752	924		760		1505		589
	926		764	153-8481	1502		617
	1662		1431		1505	154-6659	1338
	1663		1476	153-8482	1502		1342
152-3753	1688		1482		1505	154-6819	1572
152-3832	167		1489	153-8483	1502		1575
152-3870	1465		1496	153-8484	1502		1578
	1470	153-6241	1062		1505		1582
152-5713	1465		1064	153-8921	1294		1586
	1470		1067		1302	154-6820	1572
152-5714	1465		1084		1311		1575
	1470		1296	153-8922	1294		1578
152-5715	1465		1304		1302		1582
	1470		1313		1311		1586
152-5716	1465		1364	153-9023	187	154-6879	1687
	1470		1367	153-9063	1566	154-7179	1572
152-7582	61	153-6242	1466	153-9624	1346		1575
152-7737	1481		1471		1350		1578
	1488	153-6246	1134		1354		1582
	1495	153-6249	1338		1359		1586
152-8332	1657		1342		▶1373	154-7443	485
152-8338	1659	153-6252	1286	153-9784	1566		492
152-8340	1653		1296		1569		499
	▶1659		1326	153-9839	1687		▶1731

PART NUMBER INDEX

Part	Page	Part	Page	Part	Page	Part	Page
154-7531	1		576		641		457
	2		601		643		479
	▶1688		603		647		480
154-7532	1363		618		651		481
	1366		625		654		482
154-7997	712		629		655		485
154-7998	712		636		657		486
154-8962	1475		641		680		492
	1481		643		682		493
	1488		651		684		499
	1495		654		686		500
154-9023	179		655		850		510
	184		680		856		511
154-9731	719		682		1080		518
155-0054	743		1697		1082		520
	747	155-2257	684		1084		521
	752		686		1088		529
	756	155-2258	482		1090		533
155-0696	295		511		1134		541
	296		520		1159		548
155-0698	295		521		1709		559
	296		637		1713		568
155-0809	49		651		1805		576
	51	155-2259	511	155-2263	511		582
	52		520	155-2265	485		585
155-0810	49		635		492		598
	51		1682		499		601
155-0811	1134	155-2260	420		511		603
155-1838	1294		421		518		605
	1302		422		533		608
	1311		459		541		612
155-2026	1431		475		601		617
	1434		477		603		618
155-2077	860		479		617		624
	862		480		624		625
	867		481		628		628
155-2079	987		482		635		629
	994		485		1679		635
155-2251	1399		486		1680		636
	1401		492		1681		641
	1403		493		1682		643
	1546		499		1683		647
	1555		500		1684		651
155-2255	479		509		1685		654
	480		510		1724		655
	481		511		1807		669
	482		518	155-2269	601		680
	485		520		603		682
	486		522	155-2270	223		684
	492		582		349		686
	493		585		351		850
	499		598		353		1160
	500		601		363		1276
	509		603		365		1405
	510		605		370		1697
	511		608		374	155-2271	479
	518		612		378		480
	520		617		379		481
	533		618		382		482
	534		624		386		485
	541		625		394		486
	542		628		398		492
	548		629		400		493
	559		635		429		499
	567		636		441		500

PART NUMBER INDEX

Part	Page	Part	Page	Part	Page	Part	Page
	509		1496	155-8355	1836		339
	511		1604		1837	158-0252	327
	518		1609	155-8356	1836		328
	520		1617		1837		339
	608		1621	155-8357	1752	158-2336	1397
	612		1626	155-9457	1338		1398
	618		1631		1342	158-3416	85
	625	155-3677	1363	155-9461	1465	158-3504	1555
	629		1366		1470	158-6153	726
	636	155-3678	1363	155-9462	1465	158-6185	▶1137
	641		1366	155-9524	93		1146
	643	155-3679	1363		95	158-6634	664
	647		1366	155-9653	1752		667
	651	155-3680	1363	156-0052	961	158-8032	941
	657		1366	156-1817	924	158-8033	1561
	1724	155-3681	1363		926	158-8785	1
	1763		1366	156-2842	1519		2
155-2274	351	155-3683	1363		1521		▶941
	363		1366		1531	158-8881	93
	370	155-4320	1363		1533		95
	374		1366		1535	159-0250	1294
	378	155-4326	1546	156-4403	1515		1302
	382		1555		1523		1311
	386	155-4791	1497		1527	159-1533	85
	485	155-5619	88		1529	159-3945	830
	486		90	156-5519	▶1515		832
	492	155-5789	▶1809		1680	159-6159	13
	493		1909		1681		15
	499		1912	156-5545	1691		17
	500		1915	156-5781	1521		▶39
	509	155-5790	▶1810		1533	159-7234	1836
	511		1909		1535		1837
	518		1912	156-5970	1538	159-7320	1546
	520		1915	156-6175	518		1555
	605		1919	156-7472	1475	159-8035	2087
	608	155-6344	1466		1481	159-8036	2087
	612		1471		1488	159-8049	287
	618	155-6563	1724		1495		482
	625	155-6649	1802	156-9156	1572	159-8050	482
	629		▶1803		1575	159-8053	279
	636		▶1805		1578		283
	680	155-7321	319		1582		287
	682		1792		1586	159-8054	279
	684	155-7328	689	157-0670	179		280
	686		694		184		284
	1697		699	157-2017	1159		287
	1763	155-7517	1476	157-2844	2087		482
	1807		1482	157-3612	1662	159-8524	85
155-2291	1609		1489		1663	159-8612	1139
	1621		1496	157-4428	155		1141
155-2478	1631	155-7518	1475	157-6138	777		1143
	1267		1481		784	159-8613	1139
	1268		1488		791		1141
	1269		1495		798		1143
	1270	155-7525	1475		805	159-8614	739
	1271	155-7527	1475	157-6210	408		760
155-2793	49		1481		409	159-8615	739
	51		1488		953		760
	52		1495	157-6305	1434	159-8664	1727
155-3624	171	155-7528	1476	157-8954	1137	159-8665	1727
	1388		1482	157-8955	1137	159-9322	519
	1391		1489	157-8957	1016		527
	1476		1496		1020		528
	1482	155-8354	1836	158-0250	327		567
	1489		1837		328		575

PART NUMBER INDEX

Part	Page	Part	Page	Part	Page	Part	Page
	576	160-7271	39	161-9901	994		485
	598	160-7277	▶840		1562		492
	636	160-7689	511	161-9903	167		499
	1807		519		170		509
159-9362	13		582		173		521
	15		585		176	163-1879	465
	17		598	162-0177	143		467
	▶145		629		1388	163-2478	67
160-0222	1320		636		1391		68
	1322	160-7690	519		1399		69
160-0564	1092		527		1401		71
	1096		528		1403	163-3119	2088
	1100		575		1604	163-3926	1274
	1105	160-8510	677		1609	163-3997	304
	1109	160-9925	1768		1614		305
	1113	161-0022	1276		1617		▶664
	1118	161-0114	942		1621		▶666
	1122	161-1353	1752		1626	163-4572	887
	1126	161-1382	1363		1631	163-4797	1167
	1777		1366		1640	163-4798	1167
	1781	161-1383	1363	162-0225	841	163-5442	1346
	1785		1366	162-2077	339		1350
160-0595	811	161-3357	982	162-2127	1346		1354
160-1638	731	161-3415	1768		1350		1359
	735		1771		1354	163-5515	1833
160-1744	997	161-3509	▶339		1359		1834
	1062		351	162-2128	1346		1835
	1064		370		1350	163-5596	1346
	1067		374		1354		1350
	1084		378		1359	163-5646	1724
	1131		382	162-2165	1547	163-5647	1724
160-2243	1724	161-3565	179		1555	163-7902	1167
160-2425	1290		184	162-3052	724	163-7903	1167
	1292	161-4113	14	162-3858	1774	163-7908	1167
	1309		16	162-5812	1694	163-8033	▶909
160-3518	1727		18		▶1794		968
	1766		▶157	162-6505	1756		971
	1767	161-4511	719		1758		974
	1813	161-4515	719	162-6884	▶1758	163-8119	1709
	1846	161-5718	187		1820		1713
	1850	161-5719	▶187	162-7365	1475	163-8811	1724
	1851		189		1481	164-0058	1
160-4357	891	161-6149	1637		1488		2
	892		1655		1495		▶1411
	893	161-6154	1378	162-7599	1838	164-0327	1157
	895		1379		1841	164-1234	1903
	897	161-6161	1637		▶1844	164-2108	878
160-4989	612		1655	162-8455	1346		880
160-5003	1860	161-6403	1481		1350	164-3256	1546
	1863		1488		1354	164-3302	811
	1866		1495		1359	164-3303	811
	1869	161-6622	145	162-8617	113	164-3417	256
	1872	161-6958	214	162-8619	113		318
	1875		218	163-1135	1903	164-3765	533
160-5760	1		219	163-1201	1757		541
	2	161-6963	214	163-1876	340	164-3766	533
	▶159		218		464		541
	▶160		219		485	164-4156	677
160-5877	1838	161-7419	295		492	164-4175	677
	1841		296		499	164-4180	924
160-6328	909	161-8900	994		509		926
160-6353	1831		1562		521	164-4237	1702
160-6365	1831	161-9275	675	163-1878	462		1703
160-6366	1831		▶1280		463		1704
160-6381	319		▶1281		464		1705

PART NUMBER INDEX

Part	Page	Part	Page	Part	Page	Part	Page
	▶1734		1326	165-3929	88	166-1880	747
164-4531	1691	164-5590	718		90	166-2101	1521
164-4767	1163		1466	165-3933	88	166-2903	62
164-4769	1163		1471		90	166-2904	59
164-4817	1163	164-5611	1465	165-4795	1866		62
164-4831	1163		1470	165-4799	1866		65
164-4856	859	164-5616	1653	165-4801	1866	166-3416	1797
	▶876	164-5619	143		1869		▶1798
164-4865	▶1162	164-5789	23	165-4806	1866	166-3417	1797
	1166		▶76		1869		▶1799
164-4866	▶1163	164-6084	▶979	165-4808	1866	166-4647	1431
	1166	164-6085	▶979		1869		1434
164-4883	1822	164-6709	721	165-4930	680		1437
	1825		1440		682		▶1440
	1826	164-6862	1476		684	166-4731	1899
164-4891	811		1482		686	166-4732	1899
164-5079	812		1489	165-4931	1346	166-4804	1713
164-5544	657		1496		1350	166-4805	1713
	1084	164-6867	223		1354	166-6693	402
	1131		225	165-4933	744		403
	1322		227		748	166-6928	485
164-5567	718		229		753		492
	778	164-6871	657		757		499
	785	164-6877	680		764		509
	792		682		766		518
	798		684		770		▶1801
	806		686	165-5030	202	166-7057	209
	850		727	165-5085	1609	166-9144	93
	856	164-7444	1768		1621		95
	1286		1771		1631	166-9367	719
	1294	164-7556	333	165-5575	1740	167-0080	961
	1302		334	165-5576	▶1740	167-0642	61
	1311	164-7577	▶452		1860	167-0643	61
	1326		617	165-5722	1742	167-1278	1944
	1346		624	165-5725	▶1742	167-1335	161
	1350		628		1860		164
	1354	164-7908	1476	165-5728	1742	167-1742	672
	1359	164-7959	1768	165-5970	234	167-1795	1475
	1376		1771		238		1481
	1401	164-8911	167		242		1488
	1403		170		246		1495
	1431		173		▶468	167-2009	719
	1434	164-9324	712	165-6062	1546	167-2201	1334
	1437	164-9326	712		1555		1335
	1465	165-0373	777	165-6170	146		1336
	1470		784	165-6560	1702	167-2220	1417
	1477		791		1703		1419
	1482		798		1704		1428
	1489		805		1705		1430
	1496	165-2093	1515		▶1754	167-2222	1413
	1542		1523	165-6561	1754		1415
	1543	165-2096	1515	165-6750	2067		1422
	1591		1523		2072		1423
	1596	165-2135	712		2075	167-2312	1334
	1604	165-2273	1792		2081		1335
	1609	165-2357	1519	165-6769	1702		1336
164-5574	1471		1521		1703	167-2336	1417
	1476	165-2358	1519		1704		1419
	1482		1521		1705		1428
	1489	165-3825	1519		▶1752		1430
	1496		1521	165-6984	704	167-2339	1413
164-5586	1286		1531		706		1415
	1294		1533		708		1422
	1302		1535	166-0344	1551		1423
	1311	165-3827	1519		1553	167-4322	5

PART NUMBER INDEX

Part	Page	Part	Page	Part	Page	Part	Page
	6	169-1617	1655		2072	171-6021	949
	7	169-3295	155		2075	171-6022	949
	8		156		2078	171-6023	949
	9	169-3301	297		2081	171-6024	949
	10		▶406		2084	171-6682	1880
	11		▶407	170-4737	61		1882
	▶1337	169-3302	297	170-4738	61		1885
167-6769	1688		▶408	170-6712	1278	171-6723	1296
167-6771	1688		▶409	170-7096	1709		1304
167-8081	48	169-3311	406		1713		1313
	50		407	170-7295	▶2053	171-6727	1092
167-8083	48	169-4279	1062	170-7296	▶2054		1096
	50		1064	170-7309	730		1100
167-8130	75		1067		734		1105
167-9196	199		1084	170-7313	980		1109
168-0287	941		1131		▶991		1113
168-0300	250	169-4374	1844	170-7314	979		1118
	257	169-5862	718		▶993		1122
168-1793	1838		805	170-7339	▶915		1126
	1841		1465		979		1134
168-2198	1551		1470	170-7340	▶979	171-6731	167
	1553	169-7380	1903	170-8540	1899		170
168-2203	1541	169-8258	▶1282	170-8590	1854		173
168-3378	1559		1702	170-9372	533		176
168-3379	1559		1703		541		774
168-3382	1559		1704	171-1055	1713	171-6757	1688
168-3384	1559		1705	171-1147	1713	171-6786	▶949
168-3385	1559	169-8373	2088	171-1150	2065		989
168-3504	1551	170-0050	719	171-1151	2065	171-8867	1267
	1553	170-0490	1890	171-1152	2065	171-8868	1268
168-4331	1688	170-0493	1272	171-1153	2065		1270
168-4332	1688		1273	171-1230	1880	171-8869	1267
168-4510	1897		1397		1882		1268
	1898		1398		1885		1269
168-4658	1337	170-0696	1899	171-1391	1278		1270
168-4659	1337	170-0970	1709	171-1855	2065		1271
168-6514	297		1713	171-1856	2065	171-8870	1267
168-7319	1541	170-0971	1899	171-2205	534		1268
168-7800	215	170-0976	1890		542		1269
	216	170-0977	1899		549		1270
168-7861	1551	170-0978	1890		554		1271
	1553	170-0980	1713		560	171-8964	1191
168-7868	1551	170-1107	▶840		566		1193
	1553	170-1112	1691		574		1200
	▶1560	170-1114	1691	171-2212	534		1202
168-7869	1551	170-1115	1691		542		1204
	1553	170-1757	23		549		1206
168-7940	1560		▶120		555		1208
168-7941	1560	170-1821	522		560		1210
168-7942	1560		1709		566	171-9629	1191
168-7943	1560		1713		574		1193
168-7944	1560	170-3447	1788	171-3673	1434		1200
168-8508	1688		1790	171-3759	1729		1202
168-8974	250	170-3448	1788	171-3897	1702		1204
	252		1790		1703		1206
	254	170-3791	2093		1704		1208
168-9026	319	170-3843	718		1705		1210
168-9980	1902		▶719		▶1899	171-9679	1897
169-0417	406	170-4042	▶718	171-5349	428	171-9683	1897
	408		777	171-5415	743		1898
	▶414		784		747	172-0084	860
	953		791		752		867
169-1529	485		798		756	172-1482	414
	492	170-4673	179	171-5427	1662	172-2416	1880
169-1616	1655	170-4735	2067		1663		1882

PART NUMBER INDEX

Part	Page	Part	Page	Part	Page	Part	Page
	1885	173-1028	▶1691	173-8614	1413	174-5807	917
172-3511	459		1880		1415		919
	522		1882		1422	174-5907	595
	523		1885		1423		641
	1709	173-1437	760	173-8615	1422		643
	1713	173-1583	595	173-8616	1423		647
172-4387	▶1836		597	173-9195	1838		649
	▶1837	173-1827	727		1841		651
	1860	173-1830	727	173-9197	1838		680
	1863	173-1905	1702		1841		684
	1866		1703	173-9198	1838	174-5986	14
	1869		1704		1841		16
	1872		▶1897	173-9375	1702		18
	1875	173-1957	112		1703		▶189
172-4424	1944	173-2052	1823		1704	174-6381	911
172-4425	1944		1824		1705	174-7875	1757
172-4426	1944	173-2118	1856		▶1902	174-7950	▶2038
172-4622	766		1859	173-9376	1902	174-8849	297
172-4717	1944	173-2469	730	173-9682	1334	174-9169	441
172-4718	1944		734		1335	175-1366	39
172-4848	120	173-2616	1134		1336	175-1367	39
172-5277	1475	173-3993	1604	173-9684	676	175-1370	1311
	1481		1609		677	175-1372	1294
	1488	173-5787	1888	174-0503	1807		1302
	1495		1889	174-0830	1446		1311
172-5307	1674	173-5791	1734		1449	175-1373	1294
172-5481	1609	173-5850	712	174-0831	1446		1302
	1621	173-5986	891		1449		1311
	1631		892	174-0832	1446	175-1374	1294
	▶1648		893		1449		1302
172-6409	1334		895	174-0833	1446		1311
	1335	173-5987	891		1449	175-1375	1294
	1336		892		1452		1302
172-8037	1766		893		1455		1311
	1767		895		1458	175-1376	1294
	1846	173-6640	837		1460		1302
	1850		838	174-1550	1278		1311
	1851	173-6706	688	174-1552	821	175-2794	1944
172-8039	1766		693		▶1278	175-2795	1944
	1767		698	174-2031	667	175-2853	887
	1846	173-6753	688	174-2407	1856	175-3064	1768
	1850		693		1857		1771
172-9200	465		698		1858	175-3183	234
	467	173-7035	1888	174-2408	1857		238
172-9389	▶299		1889		1858		242
	534	173-7223	641	174-2435	1446		246
	542		643		1449	175-3244	617
	549		647		1452		624
	555	173-7455	1590		1455		628
	560		1595		1458		635
	568		▶1660		1460	175-3617	61
	576	173-7760	719	174-3055	1902	175-3860	14
172-9391	▶300	173-8278	719	174-3874	14		16
	533	173-8466	304		16		17
	541		305		17		▶107
	548		346		▶112		▶109
	554		347	174-4117	▶1926	175-3868	107
	560		348	174-4301	1894		109
172-9981	1334		▶1757	174-4312	1285	175-4291	333
	1335	173-8612	▶1422		1320		334
	1336		1444	174-4613	529	175-4292	333
173-0714	730		1502		531		334
	734	173-8613	▶1423		657	175-5058	1692
173-0715	730		1444		670	175-6795	1551
	734		1502		1131		1553

PART NUMBER INDEX

Part	Page	Part	Page	Part	Page	Part	Page
175-6799	1551		1885		1366	180-2595	1724
	1553	177-2215	1790	178-3002	1363	180-2596	1724
175-7162	1774	177-2374	1727		1366	180-2624	1363
175-7419	907	177-3579	1816	178-4139	▶1751		1366
175-7739	246		1818		1838	180-2625	1363
	250	177-4112	1727		1841		1366
	252	177-4113	1726	178-4640	730	180-3039	1944
	254		▶1727		734	180-3040	1944
	592	177-4122	535	178-4641	730	180-3732	▶469
175-7887	1546		543		734	180-3733	1866
	1555		549	178-6265	408		1869
175-7900	1334		555		409	180-3994	1283
	1335		561	178-7907	1823	180-3999	1282
	1336		569		1824		▶1283
176-5504	777		577	178-8486	1838	180-4000	▶1274
	784		907		1841		1283
	791	177-4152	27	178-8504	1838	180-4001	▶1276
	798		31		1841		1283
	805	177-4155	1465	178-8583	485	180-4533	921
176-6448	693		1470		492		922
	698	177-4686	1271		499	180-4686	1519
	▶877	177-4687	1269		509		1521
176-7190	1509	177-4937	1884		518	180-5021	777
	1511		1887	179-2006	1546		784
	1513	177-8839	744	179-2229	1519		791
176-7289	830	177-8924	1294		1521		798
	832		1302	179-2805	1068	180-5567	146
176-7507	1373		1311		1084	180-7110	595
176-7508	1373		▶1319		1431	180-7350	115
176-7509	1373	177-9645	485		1434	180-8424	182
	▶1375		492		1437	180-9267	167
176-7510	1373		499	179-3211	107		170
176-7511	1373		533		111		173
176-7512	1373		541	179-3274	1338		176
176-7513	1373	177-9648	485		1342	180-9270	911
176-7514	1373		492	179-3726	1866	180-9272	▶911
176-7516	1373		499		1869		968
176-7517	1373		533	179-3737	▶1743		971
176-7518	1373		542		1863		974
176-7519	1373	177-9653	628		1866	180-9339	32
176-7520	1373		636		1869		425
	▶1383	177-9656	629	179-3738	▶1745		429
176-7521	1373		636		1863		643
176-7692	1373	178-0182	1566		1866		647
176-7693	1373		1569		1869		649
176-7696	1373	178-0603	▶1880		1875		651
176-8350	12		▶1882	179-4324	1285		1706
	▶454		1884	179-6051	1768	180-9340	229
176-9369	1377	178-0604	▶1822		1771		420
	▶1378		1880	179-6791	1465		421
176-9370	1377	178-0605	1822		1470		422
	▶1379		▶1823	179-6792	1465		429
177-0093	1566	178-0606	▶1884		1470		617
	1569		1888	179-6793	1465		624
177-1403	1546	178-1602	688	179-6794	1465		628
177-1405	1399		693		1470		1080
	1401		698	179-6878	777		1082
	1403	178-2500	182		784		1084
	1546	178-2991	712	179-6998	727		1088
	1555	178-2992	717	179-8107	454		1090
177-1449	1688	178-2999	1363	179-9392	485	180-9595	777
177-1483	1278		1366		492		784
177-1862	1854	178-3000	1363		499		791
177-1863	1880		1366		509		798
	1882	178-3001	1363		521	180-9971	1724

PART NUMBER INDEX

Part	Page	Part	Page	Part	Page	Part	Page
180-9972	1724		1252		752		▶135
183-1989	1902		1253		756	185-6334	199
183-2299	929		1254		763	185-6690	454
	932		1255	185-0275	1541	185-7541	1186
183-3407	73		1258		▶1559	185-7876	1641
	119	183-7228	1163	185-0278	1541		1652
183-3409	208	183-7262	1388	185-0280	1541	185-9956	935
183-3626	1465		1391	185-0287	1559		938
	1470	183-7263	179	185-0289	1559		942
183-3681	477		184	185-0292	1559	186-2001	67
183-3756	1703		1391	185-0295	1541		68
	1704		1604	185-0296	1541		69
	▶1923		1610	185-1861	519		71
183-4007	▶1816		1617		520	186-3294	1998
	1820		1622		521	186-3735	275
183-4063	1397		1626		1807		326
	1398		1632	185-1897	1604		341
183-4491	1465	183-7531	1838		▶1637		342
	1470		1841	185-1933	▶113		343
183-4605	1926	183-7532	1838		1166		344
183-5318	▶2000		1841	185-2192	113		345
183-5321	▶2000	183-7535	1167	185-2638	276		378
183-5324	2000	183-7540	1167	185-2639	276		379
183-5325	2000	183-7595	1616	185-2644	276		415
183-5382	1185		▶1661	185-2645	276		416
	1189	183-8004	824	185-2647	276		417
183-5384	1181	183-8040	1774	185-2648	276		427
	1183		1777	185-2650	276		432
	1186		1781	185-2651	276		433
	1250	183-9409	1167	185-2653	276		434
183-5509	1195	183-9411	1167	185-2654	276		452
	1197	183-9412	1167	185-2655	276		456
	1227	183-9413	1167	185-2658	276		458
183-5512	1181	183-9414	1167	185-3521	1709		460
	1183	183-9415	1169	185-3522	1709		468
	1195		1170	185-3523	1709		470
	1197	183-9416	1169	185-3653	887		471
	1212		1170	185-3874	1800		473
	1214	184-1699	1838	185-3889	1546		484
	1221		1841		1555		485
	1223	184-1700	1838	185-4021	234		491
	1227	184-2298	1880		238		492
	1229		1882		242		498
	1230		1885		246		499
	1247	184-2299	1880	185-4022	234		508
	1254		1882		238		509
	1255		1885		242		510
183-5825	1183	184-2420	1470		246		522
	1186	184-2472	301	185-5352	1547		523
	1188		310		1556		585
	1191	184-3635	1546	185-5354	1547		589
	1200	184-3675	1278		1556		592
	1204	184-3677	1278	185-5626	1617		628
	1208	184-4617	1278		1621		667
	1221	184-4902	617		1626		879
	1223		624		1631		1285
	1225		628	185-6250	2067		1338
	1227	184-4903	617		2072		1441
	1229	184-5092	1923		2075		1709
	1230	184-5093	▶1811		2078		1713
	1233		1923		2081		1721
	1235	184-6673	1752		2084		1766
	1238	184-9866	1982	185-6278	14		1767
	1242	185-0004	743		16		1805
	1250		747		18		1809

PART NUMBER INDEX

Part	Page	Part	Page	Part	Page	Part	Page
	1811		560	189-4391	1160		1463
	1812		566	189-4393	1172	189-7168	978
	1846		574		1174		1463
	1850	187-8911	287		1176	189-7169	978
	1851	187-8979	85	189-4394	1172		1463
	1923	187-8981	47		1174	189-7250	978
186-3736	378	187-9116	1546		1176		1410
	379		1555	189-4395	1172		▶1462
	457	188-0158	280		1174	189-7252	978
	509	188-0210	109		1176		▶1318
	511	188-0960	1278	189-4398	1172		1410
	1679	188-1035	1465		1174	189-7253	▶738
	1680		1470		1176		978
	1709	188-1754	13	189-4401	1172		1410
	1713		15		1174	189-7254	1410
186-5107	1692		17		1176		▶1517
	1903		▶106	189-4402	1172	189-7255	▶776
186-6189	1774	188-1755	106		1174		978
	1777	188-2048	1729		1176		1410
	1781	188-2199	1413	189-4404	1172	189-7257	978
	1785		1415		1174		1410
186-6218	1465		1417		1176		▶1504
	▶1649		1419	189-4407	1172	189-7259	1410
187-0541	1637	188-3983	1709		1174		▶1463
187-0565	1688		1713		1176	189-7288	1150
187-0678	727	188-3984	458	189-4408	1172		1151
187-0681	1294		1709		1174		1152
	1302		1713		1176		1153
	1311	188-6280	1541	189-4409	1172		1154
187-0682	1294	188-7007	1446		1174		1155
	1302		1449		1176		1156
	1311		1452	189-4918	47	189-7337	953
187-0738	1702		1455	189-5719	1294	189-7338	953
	1703		1458		1302	189-7370	1285
	1704		1460		1311	189-7372	1285
	1705	188-8849	327	189-7031	1181	189-7373	1285
	▶1729		328		1183	189-7394	950
187-0844	811		339		1212	189-7409	1819
187-1328	13	188-9657	958		1214	189-7412	950
	15		1673		1227	189-7413	950
	17		1674		1229	189-7421	1285
	▶42		1675		1230	189-7423	1285
187-1679	256		1676		1247	189-7425	1285
	318		1677	189-7038	1062	189-7441	▶960
	1777		1678		1064		1149
187-1707	1724	189-0852	429		1067		1150
187-1867	1276	189-1707	1781		1084		1151
187-2108	879		1785		1131		1152
187-2710	1944	189-1858	1062	189-7144	1462		1153
187-2863	1944		1064	189-7145	1462		1154
187-2864	1740		1067	189-7146	1462	189-7444	1672
187-3554	92		1084	189-7147	1462		1686
187-5420	93		1131	189-7148	1462	189-7445	1672
	179		1172	189-7151	1318		1686
187-6237	184		1174	189-7152	738	189-7456	1819
	850	189-2077	1716	189-7153	738	189-7467	950
187-8039	856		1718	189-7156	776	189-7470	1285
	1370	189-2078	1716	189-7157	724	189-7474	1686
187-8567	548		1718	189-7161	1504	189-7475	1686
187-8674	554	189-2079	1716	189-7162	1504	189-7482	1062
	560		1718	189-7163	1504		1064
	566	189-3158	598	189-7165	978		1067
	574	189-4383	1160		1463		1084
187-8675	548	189-4384	1160	189-7166	1463		1131
	554	189-4387	1160	189-7167	978	189-7483	1062

PART NUMBER INDEX

Part	Page	Part	Page	Part	Page	Part	Page
	1064	189-7514	1007		1208		1151
	1067		1012		1210		▶1673
	1084		1034		1216	189-7590	6
	1131		1038		1219		7
189-7488	1062		1042		1221		8
	1064	189-7515	1007		1225		9
	1067		1012		1235		10
	1084		1034		1249		11
189-7490	1147		1038		1252		▶724
189-7492	1147		1042		1254	189-7592	724
189-7493	1147	189-7531	1100		1260	189-7593	724
189-7494	1080		1105	189-7546	1178	189-7594	724
189-7495	1080		1122		1183	189-7595	724
	1082		1181		1188	189-7609	1070
	1088		1195		1212	189-7617	950
	1090		1197		1216	189-7622	950
189-7496	1080		1214		1219	189-7623	950
	1082		1216		1221	189-7638	1149
	1088		1219		1225		1150
	1090		1225		1227		▶1686
189-7497	1034		1235		1229	189-7700	950
	1038		1244		1230	189-7702	950
	1042		1247		1233	189-7703	950
	1070		1249		1235	189-7718	1185
	1074		1259		1238		1191
	1100	189-7534	1181		1249		1193
	1113	189-7535	1231		1252		1200
189-7498	1034		1237		1253		1202
	1038	189-7536	1092		1254		1241
	1042		1096	189-7547	1183		1242
	1100		1118		1223		1244
189-7499	1034		1231		1227	189-7722	6
	1038		1237		1229		7
	1070		1241		1230		8
189-7500	1034		1257	189-7548	1181		9
	1038	189-7540	1181		1197		10
	1042		1183		1214		11
	1046		1186		1219	189-7736	672
	1050		1223		1223	189-7737	499
	1056		1227		1227	189-7739	672
	1070		1229		1229	189-7740	1733
	1074		1230		1247	189-7779	6
	1092		1250		1249		7
	1100		1255		1255		8
	1113	189-7541	1191	189-7552	1225		9
189-7501	1062		1193		1235		10
	1064		1195		1237		11
	1067		1197		1243		▶310
	1084		1200	189-7553	1189	189-7787	1405
189-7502	1062		1202		1223	189-7788	1405
	1064		1212		1227	189-7852	6
	1067		1214		1229		7
	1084		1247		1230		8
189-7503	1080		1250		1255		9
	1082		1253	189-7554	1178		10
	1088	189-7543	1178		1195		11
	1090		1188		1197	189-7855	950
189-7508	1080		1191		1212	189-7895	1405
	1082		1193		1214	189-7897	1405
	1088		1195		1225	189-7981	1179
	1090		1197		1235		1195
189-7509	1080		1200		1247		1197
	1082		1202		1260		1221
	1088		1204	189-7581	954		1254
	1090		1206	189-7589	1149	189-8048	1191

PART NUMBER INDEX

Part	Page	Part	Page	Part	Page	Part	Page
	1193		559	193-2550	▶428	194-6722	▶420
	1204	192-4151	121		731		423
	1206		123		735	194-6725	▶421
189-8050	1185		124	193-2652	1803		424
189-8069	1159		125		1805	194-6849	1370
189-8624	1661		126	193-2653	1803	194-7264	774
189-9763	1555		130		1805	194-8648	1736
190-0009	19	192-5017	252	193-3086	1638		1738
	22		582	193-3087	1638	194-9194	1421
	▶100		585	193-3973	522	194-9203	▶1421
	▶101		589		605		1993
190-0948	▶1993		612		608	194-9204	1421
190-0949	1993	192-7054	1766		756	194-9503	1421
	▶2037		1767		763	194-9504	1421
190-1701	1688		1845	193-5572	356	194-9505	1421
190-3132	▶321		1848	193-6911	1424	194-9506	1421
190-3635	278		1849		1426	194-9508	1421
190-4764	1729		1852	193-7404	250	194-9509	1421
190-5386	2088	192-7439	559		252	195-0342	2037
190-6560	33		566		254	195-0343	2037
190-6563	23		574		▶257	195-0462	1290
	▶33	192-7455	617	193-8912	945		1292
191-0554	1264		624		947	195-0472	1838
	1265		628	193-9131	582		1841
	1266		635		585	195-0609	1993
191-0965	139	192-7470	1541		589	195-0610	1993
	141	192-7752	1903	193-9179	824	195-0611	1993
	143	192-7755	1903	194-1497	693	195-0612	1993
191-1782	234	192-7767	1903		698	195-0613	1993
	238	192-7783	1903	194-1674	1688	195-0614	1993
	242	192-7787	1903	194-2147	1285	195-0615	1993
	246	192-7790	1903	194-2905	777	195-0623	2037
191-2933	1888	192-7795	1903		784	195-0624	2037
	1889	192-7799	1903		791	195-2251	454
	▶1903	192-7805	1903		798	195-2271	454
191-5114	1763	192-7810	1903		805	195-3162	1084
191-6084	704	192-7812	1903	194-2906	777		1131
	706	192-7820	1903		784		1838
	708	192-7848	1903		791		1841
191-7585	1375	192-7969	394		798	195-3324	1370
191-7587	1375		400		805	195-3325	1370
191-7589	1375	192-8848	891	194-2909	777	195-5979	777
191-7591	1375		892		784		784
191-7594	1375		893		791		791
191-7596	1375		895		798		798
191-7597	1375		897		805		805
191-7607	1383	192-8851	▶900	194-2910	777		▶826
191-8303	430		▶902		784	195-5981	824
191-8735	1475		989		791	195-5985	824
	1481	192-8852	2		798	195-5988	824
	1488		▶904		805	195-7180	2040
	1495		987	194-3285	1383		2041
	▶1616		994	194-3286	▶1370	195-7181	2040
191-8921	1700	192-9832	1993		1383	195-7182	2040
	1701	192-9834	1993	194-3287	1383	195-8697	1160
191-9247	1401	192-9835	1993	194-3288	1383	196-0056	778
	1403	192-9838	1993	194-3289	1383		785
	1555	192-9839	1993	194-3715	▶1856		792
	1661	193-0771	1803	194-3766	▶1857		799
192-0815	887		1805	194-4132	841	196-0342	358
192-0822	675	193-0980	▶824	194-4133	▶841	196-0436	1856
	▶887		826	194-4136	▶841		1859
192-1425	1428	193-1036	1638	194-4185	841	196-2036	1590
	1430	193-1760	1944	194-4186	▶841		1595
192-1590	▶301	193-2120	1517	194-6626	824	196-5069	121

PART NUMBER INDEX

Part	Page	Part	Page	Part	Page	Part	Page
	123		492		509	199-7891	276
	124		499		518	199-8436	276
	125		510	198-6571	492		
	126		518		499		
	130	197-7701	1659		509		
196-5070	121	197-7863	1007		518		
	123		1012	198-7651	592	200-0728	1894
	124		1016		598	200-0729	1894
	125		1020	198-7667	1572	200-0818	887
	126		1025		1575	200-0819	887
	130		1029		1578	200-0820	676
196-5538	▶458		1034		1582	200-0866	1294
	1802		1038		1586		1326
196-7365	1688		1042	198-7668	1572	200-1137	199
196-7369	1688		1046		1575	200-3174	1702
197-0679	1666		1050		1578		1703
	▶1687		1056		1582		1704
197-1488	138		1092		1586		1705
197-1563	1172		1096	198-7669	1572		▶1888
	1174		1100		1575	200-5156	▶842
	1176		1105		1578	200-5161	▶842
197-3295	739		1118		1582	200-5165	▶842
	743		1122		1586	200-5169	▶842
	747		1137	198-7670	1572	200-5172	▶843
	752	197-8391	223		1575	200-5177	843
	756		410		1578	200-5178	842
	763		▶435		1582	200-5180	842
	770	197-8392	410		1586	200-5181	842
	777		▶436	198-8196	1572	200-5254	1446
	784	197-8820	▶276		1575		1449
	791		278	198-8769	1894		1452
	798	198-0997	657	198-8871	1405		1455
	805	198-1092	1927	198-9229	1		1458
	1294		1986		2		1460
	1302		1988		▶940	200-5728	1766
	1311		1990	198-9230	940		1767
	1465	198-1854	1481	198-9397	900		1813
	1470		1488	198-9403	900		1846
197-3332	319		1495		904		1850
197-4859	1856	198-2914	1401	198-9406	900		1851
	1858		1403	198-9407	900	200-5962	1285
	1859		1555		902		▶1330
197-4971	85		1661		904	200-6345	605
197-5470	1856	198-3406	739	198-9408	904		608
	1859	198-3407	739	198-9412	904		612
197-6660	1007	198-4266	924	198-9898	99		756
	1012		926		▶121		763
	1016	198-4775	523	199-1293	929		999
	1020	198-4777	164		932	200-7949	▶843
	1025	198-4780	1858	199-3066	▶928	200-7951	843
	1029	198-6434	1572	199-3368	▶342	201-0184	1993
	1034		1575		370	201-0218	▶1575
	1038		1578		374		1680
	1042		1582		382		1681
	1046		1586	199-3721	841	201-0364	1743
	1050	198-6439	1290	199-3722	▶841		1745
	1056		1292	199-5510	1857		1747
	1092		1572	199-5670	408		1749
	1096		1575		409	201-0377	▶1446
	1100		1578		953		1681
	1105		1582	199-6290	778	201-0737	1280
	1118		1586		785		1281
	1122	198-6570	485		792	201-1049	▶1664
	1137		492		799		1681
197-7565	485		499		806		1685

PART NUMBER INDEX

Part	Page	Part	Page	Part	Page	Part	Page
201-4221	1906		1631		670	207-4721	1421
201-4222	1906	203-8609	1551	204-9316	▶84	207-5248	121
201-4340	55		1553		85	207-6901	321
	57	203-8822	121	204-9523	1993	207-7025	322
201-5563	1718	203-8824	121	204-9524	1993	207-7030	▶322
201-6617	▶429		123	204-9525	1993	207-8128	145
	431		124	204-9734	252	207-8218	1605
	835		125		582		1610
201-7244	835	203-9163	1551		585	208-0545	▶463
201-7245	830		1553	204-9957	1993		859
	▶835	203-9364	766	205-0626	276	208-1629	774
202-0314	568		770	205-1115	1993	208-2479	1709
	576	203-9368	743	205-3239	1166	208-3778	1763
202-0671	1636		747	205-3583	1276	208-3779	1763
202-0673	1636		752	205-6051	846	208-5022	1908
202-0674	1636		756		848	208-5150	1908
202-2762	370		763		850	208-5260	2001
	374	203-9369	743		853		2002
	379		747		856	208-5261	1983
	382		752	205-6388	1879	208-5262	▶2001
202-3702	688		756		1884	208-5281	2002
	693		763		1887	208-5282	2002
	698	203-9991	1890	205-8212	1894	208-5283	2002
202-6614	333		1893	205-9184	777	208-5284	2002
	334		1894		784	208-5285	2002
202-7652	1768	204-0135	1431		791	208-5286	2002
	1771		1434		798	208-5336	▶1997
202-8038	1295		1437		805	208-7448	199
	1302	204-0157	743	205-9293	179	208-7948	1169
	1311		747	206-1345	603	208-8094	822
203-0147	147		752	206-2723	2067	208-8661	719
203-0328	1890		823		2072	208-8840	▶2001
	1894	204-0341	1411		2075	208-8841	▶2001
203-1095	1373	204-0721	1944		2078	209-0381	485
203-2059	1134	204-0722	1944		2081		492
	1263	204-1340	1614		2084		499
203-3072	1465		1640	206-2726	1135		509
	1470	204-1505	928	206-2736	748		518
203-4811	1431	204-2281	529	206-4227	13		1763
	1434		531		15	209-3569	39
203-5443	1424		612		17	209-4573	167
	1426		670		▶77		170
	1774		756	206-5823	1812		173
	1777		763	206-9295	723	209-4580	167
	1781		999	207-0449	19		170
	1785	204-2640	1411		20		173
203-5498	1774	204-3546	843		21	209-5018	1860
203-5499	1774		▶843		22	209-6638	329
203-5535	1431	204-3547	1729		▶85		330
	1434	204-3611	1993	207-0533	1907		335
	1437		▶2087		1908		336
203-5870	1295	204-5486	1993	207-0534	1907	209-6694	677
	1302	204-6050	1285		1908	209-6696	712
	1311	204-6286	1569	207-0535	1907	209-7659	234
203-5871	1295	204-6287	950	207-0547	1907		238
203-6481	1734		▶1569		1908	210-1235	▶1982
203-6490	929	204-7846	190	207-0580	310	210-1236	▶1944
	932		194	207-0581	310		1982
203-6992	▶843	204-7847	194	207-0695	1551	210-2037	1944
203-7703	1888		▶415		1553	210-2038	1944
	1889	204-7949	1831		▶1638	210-2145	1944
203-8482	1604		522	207-1462	777	210-2145	1944
	1609	204-8000	529		784	210-2262	1854
	1617		531	207-1810	1405	210-2263	1854
	1621		612	207-4720	1421	210-2266	1854
	1626					210-2270	▶1854

PART NUMBER INDEX

Part	Page	Part	Page	Part	Page	Part	Page
	1880		1342		1604		1455
	1882	213-9100	473		1609		1460
	1885	214-0783	▶1692		1661	217-0751	59
210-5692	777	214-0784	1692	214-7634	▶1700		62
	784	214-1639	1413		1909		65
	791		1415		1912	217-0752	59
	798		1417		1915		62
	805		1419		1919		65
210-6783	1894	214-2445	1546		1923	217-1557	943
210-8423	▶329		1555	214-7635	▶1701	217-2708	641
	▶330	214-2484	410		1909		643
	353		412		1912		647
210-8620	1295		▶430		1915		649
	1302	214-4208	548		1919		850
	1311		559		1923		856
210-9246	153		568	214-8899	1993		▶879
	154		576	214-8900	1993	217-3549	1160
211-0247	924	214-4862	▶416	214-9523	1519	217-4521	1413
	926		1709		1521		1415
211-0248	913		1713	215-1933	331	217-4590	232
	916	214-4863	▶417		332		234
211-3122	67		1276	215-1942	1413		238
	68	214-5431	1950		1415		242
	69	214-5432	1950		1417		246
	71	214-6364	1950		1419		256
211-3123	67		1958	215-2423	916		605
	68	214-6365	1950	215-2424	916		608
211-4942	1890		1958	215-2425	913	217-4652	▶2002
	1899	214-6367	1950	215-2426	913	217-5073	1413
211-5358	1903		1958	215-5503	1993		1415
211-9047	1697	214-6489	1546	215-6406	595	217-5074	1413
211-9294	1903		1555	215-9554	943		1415
212-0907	1413	214-7566	77	216-0273	730	217-5911	1517
	1415		402	216-2515	1541	217-6284	324
	1417	214-7568	73	216-3011	1084	217-6566	1417
	1419		119		1131	217-6567	1413
212-6027	1661		229	216-3681	1950	217-6719	▶1399
212-6862	1446		238	216-3683	1950		▶1401
	1449		242		1958		1604
	1452		246		1977		1609
	1455		247	216-4884	688		1614
	1458		613		693		1617
	1460		723		698		1621
212-6933	167		799	216-4889	688		1626
212-8712	1572		806		693		1631
	▶1617		850		698		1640
212-8739	846		856	216-5342	850	217-6720	▶1403
212-8746	1575		878		876		1604
	▶1621		879		▶878		1609
212-9580	▶231		880	216-5582	59		1617
	265		1286		62		1621
213-3217	115		1302		65		1626
213-3221	1546		1311	216-8978	1544		1631
213-4740	234		1354		▶1546	217-6885	170
	238		1359	216-9195	1346		173
	242		1401		1350	217-7850	▶1290
	246		1403		1354		▶1292
	▶265		1434		1359		1443
213-4998	331		1437	217-0641	1446	217-7933	1854
	332		1470		1455	217-8763	1413
213-5268	1540		1489		1460		1415
	▶1541		1496	217-0642	1446		1417
213-7465	1338		1555		1455		1419
	1342		1591		1460	217-8938	33
213-7466	1338		1596	217-0643	1446	217-8946	208

PART NUMBER INDEX

Part	Page	Part	Page	Part	Page	Part	Page
217-9049	1880	219-5053	937	220-3448	1290		232
	1882	219-5055	935		1292		233
217-9060	179	219-5066	▶937		1309	221-8693	220
	184		1410	220-6043	677	221-9963	1661
218-0324	▶1706	219-5073	1070	220-6079	994	222-0345	▶1879
	1707		1074		1562		1884
218-0861	1880		1078	220-6372	13		1887
	1882	219-5074	1070		15	222-1549	677
218-2373	878		1074		17	222-2029	1139
	879		1078		▶210		1141
	880	219-5098	1405	220-7087	595		1143
218-9733	1417	219-5120	1405	220-8358	486	222-2030	1139
	1419	219-5155	1285		493		1141
218-9894	884		▶1322		500		1143
	1657	219-8899	822		512	222-2402	1318
	1659	219-9521	485	220-8678	231	222-2403	1318
219-0305	2088		492	220-8796	739	222-2404	1318
219-0313	209		499		760	222-3584	961
219-0601	392		509	220-9110	2045	222-3756	978
219-0602	392	219-9522	395		2055		▶1318
219-1438	1413		397	220-9168	▶2055		1410
	1415	219-9523	485	220-9169	▶2045	222-4436	1590
	1417		492	221-0130	1405		▶1604
	1419		499	221-0134	1405	222-4737	1605
	1422		509	221-0135	1405		1610
	1423	219-9533	486	221-1426	210		1617
219-2432	595		493	221-1879	739		1621
219-4418	297		500		760		1626
219-4443	13		512	221-1880	739		1631
	15	219-9536	465	221-1881	739		1653
	17	220-0812	1564		760	222-6713	721
	▶147	220-1432	▶1272	221-1882	739	222-6869	1465
219-4458	115		1285	221-3404	1080		1471
219-4960	1285		1295		1082	223-0147	209
219-4961	1286		1302		1084	223-2102	1542
219-4977	▶961		1311		1088		1543
	1410	220-1441	19		1090	223-2112	766
219-5023	978		20		1131		770
	▶1369		21		1134	223-3490	2075
	1410		22	221-3405	617		2081
219-5029	6		▶115		624	223-4254	▶774
	7	220-1645	1405		628		821
	8	220-1646	1405	221-3416	▶422	223-4263	1465
	9	220-1650	1405		427		1470
	10	220-1657	1405		657	223-4296	292
	11	220-1659	1405	221-3440	1564	223-4591	220
	▶954	220-1828	1697	221-3481	1564	223-5118	190
219-5030	1369	220-2779	774	221-4015	1564		192
219-5031	6	220-2782	2088	221-4201	1562		194
	7	220-2917	13		1563		196
	8		15		▶1564	223-5814	147
	9		17	221-5303	221	223-5836	887
	10		▶146	221-5304	221	223-7263	▶59
	11	220-2948	1564	221-5377	1405		62
	▶935	220-3444	1139	221-5459	1562		67
219-5032	935		1141	221-5470	1562		69
219-5038	1181		1143	221-5471	1562	223-8112	2045
	1183	220-3445	1139	221-5472	1562	223-8114	▶1928
	1195		1141	221-6807	▶1562	223-8115	▶1929
	1197		1143	221-6808	▶1562	223-8116	▶1930
219-5039	1181	220-3446	1139		▶1563	223-8132	2046
	1183		1141	221-7693	220	223-8134	1962
	1227		1143		221		1969
	1229	220-3447	1290	221-8690	267	223-8969	463
	1230		1292	221-8691	▶220	223-8971	486

PART NUMBER INDEX

Part	Page	Part	Page	Part	Page	Part	Page
	493		1262		1029	224-7696	221
	500	224-3958	997		1034	224-9280	348
	512		999		1038		▶392
223-8972	486	224-3979	14		1042	224-9454	199
	493		16		1046	224-9455	1
	500		▶2091		1050		2
	512	224-3983	59		1056		▶199
223-8975	358	224-4044	▶956		1070	224-9456	158
	360		1149		1074		▶190
223-8976	486		1150		1078		▶192
	493		1152		1092	225-0312	2089
	500		1153		1096	225-0313	2090
223-8979	465		1154		1100	225-1144	43
223-8982	486	224-4057	▶1001		1105	225-1148	▶43
	493		▶1004		1109		45
	500		1149		1113	225-2646	1673
	512		1150		1118	225-2647	1673
223-9159	115		1152		1122		1674
223-9250	▶67		1153		1126		1675
	▶68		1154	224-4417	1007	225-2648	1007
	▶69	224-4229	914		1012		1012
	70		▶916		1016		1034
223-9732	19	224-4325	1001		1020		1038
	20		1004		1025		1042
	21	224-4326	1180		1029	225-3281	1334
	22		▶1268		1034		1335
	▶47	224-4327	1179		1038		1336
224-0672	1272		▶1269		1042	225-3289	1417
224-2687	212	224-4328	1001		1046		1419
224-2735	568		1004		1050		1428
	576		▶1179		1056		1430
224-2988	221	224-4329	1001		1070	225-3290	1413
224-3245	115	224-4330	1001		1074		1415
224-3246	115		1004		1078		1422
224-3872	1521	224-4331	1001		1092		1423
224-3951	1178		1004		1096	225-4256	2090
	▶1267	224-4332	1001		1100	225-4257	2089
224-3952	997		1004		1105	225-4278	▶3
	999	224-4333	1001		1109	225-5235	1
	1007		1004		1113		2
	1012	224-4334	1001		1118		▶968
	1016		1004		1122		▶971
	1020	224-4335	1001		1126		▶974
	1025		1004	224-4420	1181	225-5237	968
	1029	224-4338	1001		1183		971
	1078		1004		1195		974
	1096		▶1180		1197	225-5239	968
	1105	224-4404	1181		1227		971
	1109	224-4405	1181		1229	225-5240	968
	1118	224-4410	1007		1230		971
	1122		1012		▶1270	225-5432	▶1
	1126		1105	224-4422	1185		3
224-3953	997		1122		1191	225-5449	3
224-3954	997		▶1181		1193		▶1443
	999		▶1183		1200	225-5452	3
	▶1178	224-4411	1078		1202		▶304
224-3955	▶997		▶1185		1241	225-5455	3
	▶999	224-4415	997		1242		▶821
	1149		999		1244	225-6065	▶13
	1150		▶1159		1257	225-6106	12
	1152	224-4416	1007		1258		▶15
	1153		1012		1259	225-6319	1
	1154		1016		▶1271		2
224-3957	1178		1020	224-5122	70		▶167
	1180		1025		73		▶170

PART NUMBER INDEX

Part	Page	Part	Page	Part	Page	Part	Page
	▶173		305		1960		1444
	▶176		▶313		1962		▶1540
225-6320	167		▶315		1965	226-2045	1346
	170		▶317		1967		1350
	173	225-6845	347		1969		1354
	176		348		1972	226-2051	304
225-6330	190		▶351		1974		▶307
	192	225-6851	304		1977	226-2060	304
225-6331	190		305		1979		305
	192		▶582		1980		▶309
225-6332	190		▶585	225-9602	1946	226-2061	304
225-6333	158		▶589		1948		▶311
	▶194		▶592		1950	226-4222	184
	▶196	225-6852	304		1952	226-4737	14
225-6334	1		▶605		1954		16
	2	225-6856	304		1956		18
	▶943		▶654		1958	226-5561	59
	▶945	225-6859	304		1960		65
	▶947		▶617		1962	226-6571	205
225-6709	▶777		▶624		1965	226-9431	234
	▶784	225-6993	347		1967		238
	▶791		348		1969		242
	▶798		▶353		1972		246
	1443	225-6999	346		1974	226-9613	1774
225-6712	777		347		1977	226-9643	3
	784		▶370		1979		▶23
	791		▶374		1980	226-9798	1166
	798		▶378	226-0306	232		▶1167
	805	225-7922	1		256	226-9799	1167
225-6713	777		2	226-0307	4	226-9801	1167
	784		▶929		▶256	226-9802	1167
	791		▶932	226-0483	319	227-0091	1167
	798	225-8334	1	226-0947	4	227-0213	1752
	805		2		▶232		1754
225-6714	777		▶234	226-0960	▶318	227-0966	1680
	784		▶238	226-0961	5		1681
	791		▶242		233		1683
	798		▶246		318		1685
	805	225-8337	▶1166		▶319		▶1709
225-6716	1443	225-8338	▶1166	226-1236	533	227-1069	1547
	1444	225-9199	201		541	227-1204	53
	▶1475	225-9482	1946	226-1240	2089		55
	▶1481		1948	226-1242	2090		57
	▶1488		1950	226-1244	▶233	227-1369	1788
	▶1495		1952	226-1274	2089		1790
225-6717	1475		1954	226-1275	2090	227-2441	1788
	1481		1956	226-1954	▶158		1790
	1488		1958	226-1955	1431	227-3047	1034
	1495		1960	226-1956	▶158		1038
225-6719	1475		1962	226-1957	158		1042
	1481		1965		▶1542		▶1186
	1488		1967	226-1958	777	227-3048	1034
	1495		1969		784		1038
225-6720	1475		1972		1477		1042
	1481		1974	226-1970	859		▶1188
	1488		1977		▶2067	227-3190	▶1702
	1495		1979	226-1971	859		1820
225-6723	1475		1980		▶2072	227-3192	1702
	1481	225-9584	1946	226-1973	1431		1703
225-6724	1475		1948		1434		1704
	1481		1950		1437		1705
	1488		1952	226-1982	1431		▶1828
	1495		1954		1434	227-3198	1702
225-6725	▶158		1956		1437		1703
225-6841	304		1958	226-2040	1443		1704

PART NUMBER INDEX

Part	Page	Part	Page	Part	Page	Part	Page
	1705		▶1543	228-6089	522		336
	▶1830	228-0755	1172	228-6562	1722		337
227-3200	1		1174	228-6563	▶1722		338
	▶1820		1176		1803	230-0104	13
227-3213	1285	228-0918	1679	228-7024	1405		15
227-3216	1462		1680	228-7026	743		17
227-3232	269		1682	228-7089	154		▶40
227-3250	1070		1684	228-7092	770	230-0877	1413
	1074		▶1713	228-9514	485		1415
	1078	228-0919	1768		492		1417
227-3253	1179	228-0920	1702		499		1419
	1216		1703		509	230-0915	1417
227-3254	1001		1704		522		1419
	1004		1705	228-9530	1702	230-1434	441
227-3255	1227		▶1768		▶1860	230-2400	1443
	1229		▶1771	228-9535	1860		▶1465
227-3269	979	228-1787	1	228-9624	1702	230-2406	1443
	▶994		2		1703		▶1544
227-3270	▶1747		▶266		1704	230-2407	▶1294
	1872	228-2615	2090		▶1890		▶1302
	1875	228-2616	2089	228-9628	1702		1443
227-3275	1405	228-3636	1543		1703	230-2410	▶1431
227-3276	1405		▶1551		1704		▶1434
227-3281	1405	228-3638	1542		1705		1443
227-3316	1424		▶1553		▶1761	230-2569	115
	1426	228-4388	2067	229-0066	1695	230-3633	688
227-3317	6		2072		▶1795		693
	7	228-4389	2067	229-0659	743		698
	8		2072		747		▶721
	▶1410	228-4390	2067		752	230-3728	261
227-3704	75	228-4391	2067	229-1494	1884		263
227-3705	13		2072		1887	230-3775	261
	15	228-4392	2067	229-2106	358		263
	17		2072	229-2257	1828	230-4011	225
	▶75	228-4393	2067	229-2622	1070		229
227-3791	394		2072		1074		461
	400	228-4394	2067		▶1189	230-4012	225
227-3792	▶394		2072	229-3177	618		229
227-3812	223	228-4395	2067		624	230-4182	1
227-3872	135		2072		628		2
227-3917	13	228-4396	2067		635		▶1158
	15		2072	229-5669	2091	230-4183	1158
	17	228-4397	2067	229-5843	13	230-4186	1158
	▶149		2072		15	230-5008	608
	▶150	228-4403	2067		▶250		612
	▶151		2072	229-6259	115		629
227-4002	601	228-4727	1946	229-6388	▶2002		635
	603		1948	229-7114	▶1931		636
227-4239	62		1950	229-7134	▶1932		647
227-4564	13		1952	229-7316	882		651
	15		1954	229-8122	777	230-5378	14
	▶179		1956		784		16
227-5373	304		1958		791		18
	▶641		1960		798		▶119
	▶643		1962		805	230-5669	▶347
227-7390	2090		1965	229-8429	1950	230-5671	▶348
227-7391	2089		1967	229-8435	1950	230-5672	▶346
227-7392	1700		1969	229-8568	▶48	230-5673	▶347
	1701		1972		49	230-5771	1338
227-8837	1431		1974	229-9969	329	230-6315	821
227-9980	14		1977		330		▶872
	16		1979	229-9972	329	230-6316	▶811
	17		1980	229-9974	329		872
	▶114	228-4947	430		330	230-6317	▶679
228-0376	158		431		335		872

PART NUMBER INDEX

Part	Page	Part	Page	Part	Page	Part	Page
230-6318	▶680		▶410		1974	233-0455	1560
	▶682		▶412		1999	233-0891	295
	872	231-2036	1166	232-0154	▶1936		296
230-7913	▶1417		▶1169	232-0155	▶1937	233-1666	1709
	▶1419		▶1170	232-0156	▶1938	233-1704	680
	1424	231-2037	1169	232-0161	▶2040		684
	1426	231-2307	846	232-0167	▶1927		▶882
230-7914	▶1413		▶862	232-0209	▶710	233-2545	533
	▶1415	231-3529	680		872		541
	1424		682	232-0253	121	233-6045	1709
	1426	231-3882	304		123	233-6046	464
230-8152	370		305	232-0347	23		1150
	374		▶473		▶209		1151
	378	231-3947	259	232-0348	212	233-6216	14
	382	231-4779	680	232-0350	204		16
	386		682	232-0362	23		18
	390		684		▶136		▶601
	391		686	232-0364	23		▶603
	392	231-4780	680		▶204	233-6358	1167
230-9085	1830		682	232-0366	211	233-6742	223
230-9087	1830		684	232-1104	▶727		225
230-9101	1465		686		872		227
230-9446	79	231-4781	882	232-1206	262		229
230-9447	79	231-5295	679	232-1293	680		▶270
230-9501	1295	231-6525	346		682		▶271
	1302		348		684	233-6745	1822
230-9715	370		▶355		686	233-7154	▶1941
	374	231-6526	346	232-1374	234	233-7155	▶1942
	378		347		238	233-7156	▶1943
	382		348		242	233-7183	23
	386		▶356		246		▶182
	390	231-6558	533	232-1376	234	233-7185	182
	391		541		238	233-7186	182
	392	231-7084	23		242	233-7245	20
	382		▶201		246		▶24
230-9716	382	231-7090	23	232-1693	295		▶25
230-9717	382		▶212		296	233-8479	1
230-9800	1465	231-7705	777	232-1767	220		2
	1470	231-7706	777		221		▶2088
230-9802	1465	231-7842	▶859	232-2112	2055	233-8675	146
	1470	231-7844	▶859		▶2060	233-8676	138
230-9804	1465	231-8177	▶1662	232-2114	1950	233-8677	13
	1470		1664		1954		15
230-9961	211		1680		1956		17
230-9962	13		1684		1958		▶138
	15		1662		1960	233-9748	812
	17	231-8178	680		1967	234-1400	2091
	▶211	231-8900	682	232-2117	▶1939	234-1401	2091
230-9985	1413		684	232-2139	2046	234-1902	1421
	1415		686	232-2154	▶1940	234-3550	743
231-0321	13	231-9006	266	232-3235	115		747
	15		▶267	232-3236	115		752
	▶223		▶395	232-3243	485		756
	▶225	231-9411	727		492	234-3551	743
231-1270	811	231-9458	▶1933		499		747
231-1955	▶1428	232-0134	1977		509		752
	1515		1980	232-3346	307		756
	1529	232-0135	▶1934	232-3347	307		763
231-1957	1428	232-0136	▶1935	232-7562	533	234-5002	27
231-1960	1417	232-0138	1965		541		29
	1419		1972	232-7610	346	234-5005	19
	1428		1974		347		20
	1430		1999		▶465		21
231-1973	14	232-0139	1965	233-0065	1551		▶27
	16		1972		1553		▶29
	18						

PART NUMBER INDEX

Part	Page	Part	Page	Part	Page	Part	Page
	▶30		229		447	239-3478	▶425
234-5013	225	235-3937	▶344	237-1964	13		426
	227		394		15	239-4106	46
	229		395		17	239-4111	▶44
	▶437		397		▶203		45
234-5132	167	235-4123	519	237-2227	238	239-4113	13
	170		520		242		15
	173		521		246		17
	176	235-4176	▶1802	237-3943	1903		▶45
234-5706	▶12	235-5316	1172	237-3970	▶1693	239-4258	887
234-5925	548		1174		1903	239-4259	887
	554		1176	237-9310	223	239-5674	410
	560	235-8159	179		225		412
	566		184		227		▶426
	574	235-8397	14		229	239-5928	410
234-6707	812		16	237-9736	398		412
234-7935	19		17		400		▶431
	20		▶117	237-9848	734	239-5929	601
	21	235-8631	1160	237-9849	734		603
	▶34	236-0964	3	238-0296	270	239-6304	179
234-8937	90		▶2089		▶272		184
234-8940	▶2063	236-0966	▶2090	238-1006	1062	239-6986	2088
234-9505	24	236-1059	1564		1064	239-7440	908
	25	236-1239	1564		1067	239-7441	908
234-9508	24	236-4545	441		1084	239-8129	213
	25	236-4608	523		1131	239-9233	1475
235-0251	1295	236-4610	523		▶1172		1481
	1303	236-4611	523		▶1174		1488
	1311	236-4631	367		▶1176		1495
235-0368	1080		518	238-2707	115	239-9624	24
	1082	236-4674	1950	238-5078	39		25
	1088	236-4675	1950	238-5080	119		▶79
	1090	236-4676	1950		154	239-9660	1890
	1134	236-4689	1950		437	239-9954	▶302
235-0658	24	236-4690	1950	238-5081	271		527
235-1054	13	236-4693	1950	238-5082	770	240-0284	1965
	15	236-4694	1950	238-5084	109	240-0285	1965
	17	236-4695	1950		850	240-0286	1962
	▶153	236-4696	▶1950		856		1965
	▶154	236-5197	1854	238-8685	▶214		1969
235-1088	24	236-5420	774		215		1972
	25	236-5605	71	239-0245	1954		1974
235-1089	24	236-6253	1763		1956	240-2653	23
	25	236-7043	▶1998		1960		▶213
235-1402	19	236-7226	2090		1980	240-7983	1962
	20	236-7227	2089	239-0258	1956		1965
	21	236-7530	▶2064		1960		1969
	22	236-7753	1950	239-0261	1956		1972
	▶261		1952		1960		1974
	▶262		1958	239-0262	1956	240-9083	1952
	▶263		1967		1960		1979
235-1587	157		1977	239-0282	1768	240-9085	1952
235-1869	657	236-7772	1763		1771		1979
235-2415	862	236-8117	2064	239-1134	▶471	240-9087	1952
235-2418	860	236-8675	1278		472	240-9088	1952
235-2506	▶657	236-8722	485	239-2395	410	240-9499	1860
	1802		492		412		1863
235-2974	19		499		▶423		1866
	20		509	239-2396	223		1869
	21		522		225		1872
	▶70	237-0212	2088		227		1875
235-3350	657	237-0227	636		229	240-9687	1172
235-3595	223	237-0974	887		410		1174
	225	237-1962	443		412		1176
	227		▶444		▶424	240-9689	1172

PART NUMBER INDEX

Part	Page	Part	Page	Part	Page	Part	Page
	1174		15		173		756
	1176		17	244-6908	1905	246-2818	743
240-9690	1172		▶295	244-7716	261		747
	1174		▶296	245-6447	1716		752
	1176	243-3177	1413		1718		756
240-9692	1007		1415	245-7434	518		763
	1012		1417		520	246-2828	1405
	▶1191		1419		1807	246-3513	324
	▶1193	243-3720	1515	245-7465	879	246-3514	5
241-0037	1272		1523	246-0561	1405		▶324
	1397	243-5499	659	246-2293	1777	246-4304	1827
	1398		660		1781	246-4306	1827
241-0478	▶92		662		1785	246-4307	1827
	93		663	246-2294	1777	246-4395	209
	95	243-5786	13		1781	246-4545	703
241-3283	182		15		1785		▶739
	203		17	246-2305	1449	246-4546	743
241-4936	▶1845		▶93		1452		747
	1850	243-5875	▶1007		1458		752
241-4939	1846		▶1012	246-2321	1449		756
241-5785	▶1827		1149		1452		763
	1885	243-5885	1149		1458	246-4547	688
241-5933	13		1150	246-2322	▶1519		693
	17		▶1674		1679		698
	▶19	243-5929	1016		1680	246-4548	688
241-5934	15	243-5930	1007	246-2323	▶1521		693
	▶20		1012		1680		698
241-6186	410		1034		1681	246-4549	688
	412		1038	246-2641	266	246-4551	688
241-6215	1346		1042		900	246-4552	688
	1350	243-5932	1007		902		693
	1354		1012		904		698
241-8368	▶457		1016		968	246-4553	688
	533		1020		971		693
	541		1025		974		698
	548		1029		2062	246-4555	703
	554		1034	246-2686	323		▶766
	560		1038	246-2689	5		▶770
	566		1042		▶323	246-4559	743
	574		1046	246-2753	▶1946		747
241-8538	1160		1050	246-2754	▶1984		752
241-9265	209		1056	246-2755	▶1952		756
242-3360	214	243-5937	1674		1984		763
	218		1675	246-2756	▶1954	246-4561	704
	219	243-5938	1007	246-2757	▶1956		706
242-3375	153		1012	246-2764	1958		708
	154		1034		1967	246-5659	115
242-3376	153		1038	246-2765	▶1958	246-6036	154
242-5175	908		1042	246-2766	1956	246-6624	14
242-5176	908	243-5942	1191		1960		16
242-5177	158		1193	246-2767	▶1960		18
	▶908		1204	246-2768	1962		▶215
242-9537	41		1206		1969		▶216
	43	243-6718	47	246-2769	▶1985		▶217
	44	243-6741	▶62	246-2770	▶1962	246-6720	331
	46		68		1985		332
243-0774	523	244-3114	680	246-2771	▶1986	246-6921	▶1523
243-0943	▶61		682	246-2772	▶1965		1679
	62		684		1986		1680
243-1159	41		686	246-2812	739	246-6923	▶1449
	43		▶880		760		1680
	44	244-3712	850	246-2813	739	246-9308	777
	46		856	246-2817	743		784
243-1277	805	244-6626	167		747		798
243-1560	13		170		752	247-0293	▶331

PART NUMBER INDEX

Part	Page	Part	Page	Part	Page	Part	Page
	358	249-7738	13	252-9667	▶2065		1034
247-0294	▶332		15		2088		1038
	358		▶139	252-9668	2065		1042
247-0848	1		▶141	252-9669	2065		1046
	2	250-0466	53	253-0066	2038		1050
	▶441		55	253-0067	2038		1056
247-0849	441		57	253-0575	1894		1070
	▶472	250-1423	752	253-0616	263		1074
247-4969	1716		756	253-0861	2066		1078
	1718		763	253-1752	47		1092
247-5556	441	250-1440	1285	253-2111	534		1096
247-6050	264	250-3474	1703		542		1100
	265		1704		549		1105
247-7033	▶1149	250-3480	1866		555		1109
247-7034	▶1149		1869		560		1113
247-8529	1346	250-4628	1822		566		1118
247-8530	1346		1825		574		1122
247-8531	1346		1826	253-2596	1430		1126
247-8532	1346	250-4906	1703	253-4280	1346	255-6691	1946
247-8535	1346		1704		1350		1948
247-8536	1346	250-5634	1295		1354		1952
	1350		1303	253-4768	704		1954
247-8537	1346		1312		706		1956
247-8538	1346	250-8402	1948		708		1958
	1350	250-9328	1555	253-4787	▶1442		1960
247-8540	▶1346	250-9329	1546		1444		1962
	▶1350	250-9378	79		1445		1965
	1443	250-9983	887	253-4788	1444		1967
247-9908	69	251-2029	464		1445		1969
	71	251-2180	1986		▶1600		1972
248-0102	982		1988	253-7135	1285		1974
248-1130	945		1990	253-8745	968		1977
248-4068	295	251-2461	1986		971		1979
248-4152	▶1846		1988		974		1980
	1847		1990	253-8766	49	255-6692	1946
248-5513	179	251-3113	1444		51		1948
	184		1445	253-9967	1893		1952
248-6340	▶1663		▶1507	253-9968	1893		1954
	1665	251-4160	524	253-9969	▶1893		1956
	1679		525	254-2162	1893		1958
	1682	251-4162	524	254-3214	1430		1960
248-6341	1663		525	254-4957	404		1962
248-6350	▶1667	251-4243	1736	254-5665	822		1965
	1679	251-5849	367	254-6062	▶1410		1967
	1680	251-6192	1167	254-6063	▶1405		1969
	1682	251-6730	1986		1410		1972
	1683		1988	254-6999	154		1974
248-6351	1667		1990	254-7000	154		1977
	1668	251-7828	1555	254-7018	1295		1979
248-6352	1667	251-8248	524		1303		1980
	1668		525	254-8155	▶333	255-6694	1946
248-6354	1667		1736		368		1948
	1668		1738		369		1952
248-6357	1667	251-9991	1285	254-9146	1894		1954
	1668	252-0745	1538	254-9147	1894		1956
248-8889	201	252-1285	1346	255-0040	▶1679		1958
	▶202		1350	255-0041	▶1680		1960
249-0945	202		1354	255-0042	▶1680		1962
249-5482	467		1359	255-0043	▶1681		1965
249-5615	▶1380	252-2378	1090	255-0614	1007		1967
	1724	252-4501	509		1012		1969
249-5616	1380		518		1016		1972
249-7734	139		1731		1020		1974
	141	252-4537	1546		1025		1977
	143		1555		1029		1979

PART NUMBER INDEX

Part	Page	Part	Page	Part	Page	Part	Page
	1980	255-6963	891	257-3226	1777		305
255-6695	1946	255-7139	▶659		1781		▶479
	1948		1679		1785		▶480
	1952		1680	257-3448	657	257-5076	479
	1954		1682	257-3649	1954	257-7676	1328
	1956		1683	257-3651	1946	257-7804	1346
	1958	255-8204	▶1665		1948		1350
	1960		1680		1952		1354
	1962		1683		1954		1359
	1965	255-8232	966		1956	257-7805	703
	1967	255-8239	966		1958		▶704
	1969	255-8243	1		1960		▶706
	1972		2		1962		▶708
	1974		▶966		1965	257-7806	743
	1977	255-8244	966		1967	257-7807	743
	1979	255-8245	966		1969	257-7808	766
	1980	255-8246	966		1972		770
255-6710	1952	256-1142	358		1974	257-7809	688
	1954		360		1977		693
	1956		367		1979		698
	1958	256-1143	358		1980	257-7810	703
	1960		360	257-3655	1946		▶743
	1962		367		1948		▶747
	1965	256-2211	250		1954		▶752
	1967	256-2213	250		1956		▶756
	1969	256-2214	250		1960	257-7811	688
	1972	256-3839	945		1962	257-7814	766
	1974		947		1965		770
	1977	256-6453	437		1969	257-7815	▶688
	1979	256-7823	467		1972		▶693
	1980	256-9817	279		1974		▶698
255-6711	1946		283		1980		704
	1948		287	257-3657	1962		706
	1952	257-0051	304		1969		708
	1954		▶533	257-3658	1962	257-7816	766
	1956	257-0053	533		1969	258-0883	223
	1958		541	257-3659	1962		▶460
	1960	257-1778	1986		1969	258-4142	548
	1962		1988	257-3660	1962		554
	1965		1990		1965		560
	1967	257-1779	1986		1969		566
	1974		1988		1972		574
	1977		1990		1974	258-4524	214
	1979	257-1781	1986	257-3663	1954		218
	1980		1988	257-3664	1954		219
255-6712	1946		1990	257-3665	1954	258-5060	766
	1948	257-1782	1986	257-3667	1946		770
	1952		1988	257-3669	1946		▶822
	1954		1990	257-3670	1946	258-7014	828
	1956	257-1783	1986	257-3671	1946	258-7015	828
	1958		1988	257-3672	1946	258-7916	657
	1960		1990	257-3673	1946	258-8721	121
	1962	257-1784	1986	257-3679	1946		123
	1965		1988		1948		124
	1967		1990	257-3695	1965		125
	1974	257-1817	▶2028	257-3697	1965		127
	1977	257-1818	▶2029		1972		128
	1979	257-1819	▶2030		1974	258-9757	605
	1980	257-1821	▶2031	257-3698	1965		608
255-6961	▶891	257-1822	▶2032		1972	259-0576	828
	▶892	257-1823	▶2033		1974		829
	1679	257-2537	1	257-4183	▶674	259-1228	595
	1680		2	257-5028	▶279	259-1965	605
	1682		▶924		304	259-1986	595
	1683		▶926	257-5075	304	259-2095	347

PART NUMBER INDEX

Part	Page	Part	Page	Part	Page	Part	Page
	▶382		1046	259-2432	1046	259-2452	▶958
259-2401	1		1050		1050		1150
	2		1056		1056		1151
	▶1139	259-2416	1016		▶1216		1152
	▶1141		1020		▶1219		1153
	▶1143		1025	259-2433	▶1034		1154
259-2402	▶1145		1029		▶1038	259-2453	1080
	1146		1046		▶1042		1082
259-2403	1145		1050		1150		▶1233
259-2404	1145		1056	259-2434	▶1046	259-2454	1080
259-2405	▶1150	259-2417	1016		▶1050		1082
259-2406	▶1016		1020		▶1056		1088
	▶1020		1025		1151		1090
	▶1025		1029	259-2435	▶1150	259-2458	1193
	▶1029		1046	259-2436	▶1151		1202
	1150		1050	259-2437	▶1151		1206
259-2407	1016		1056	259-2438	1046		1210
	1020	259-2418	1200		1050	259-2467	1007
	1025		1202		1056		1012
	1029		1208		1092		1020
	1096		1210	259-2439	1046		1025
	1118	259-2419	1200		1050		1029
	▶1195		1202		1056		1034
	▶1197		1208		1092		1038
259-2408	1016		1210	259-2440	1046		1042
	1020	259-2420	4		1050		1046
	1025		▶1146	259-2441	▶1062		1050
	1029	259-2421	1183		▶1064		1056
	▶1200		1186		▶1067	259-4397	1735
	▶1202		1188		1150		1807
259-2409	1016		1195		1151	259-4399	1735
	1020		1197	259-2442	1062		1807
	1025		1212		1064	259-4694	▶1397
	1029		1214		1067		1405
	1046		1247		1084	259-4695	▶1398
	1050		1250		▶1147	259-4733	1332
	1056		1252	259-2443	1147		▶1334
259-2410	1016		1253	259-2444	▶1070	259-4737	1332
	1020	259-2422	1046		▶1074		▶1335
	1025		1050		1151	259-4738	1335
	1029		1056	259-2445	1070	259-4739	1334
	1046		▶1208		1074	259-5825	347
	1050		▶1210		▶1221		348
	1056	259-2423	1195	259-2446	1070		▶358
259-2411	1007		1255		1074		▶360
	1012	259-2424	1195		▶1223	259-6275	1405
	1016		1227	259-2447	1062		▶1653
	1020		1229		1064	259-7143	1405
	1025	259-2425	1150		1067	259-7155	641
	1029		1151		▶1225	259-8339	582
	1034		▶1668	259-2448	1078	259-8357	143
	1038	259-2426	1668		1109	259-8449	▶703
	1042		1670		1126	259-9251	617
	1046	259-2427	1668		▶1227		624
	1050		1670		▶1229	260-0081	▶474
	1056	259-2428	1668		▶1230		1149
259-2414	1034	259-2429	1668	259-2449	▶1078		1150
	1038	259-2430	1150		1149		1152
	1042		1151	259-2450	▶1080		1153
	▶1204		▶1675		▶1082		1154
	▶1206	259-2431	1046		1150	260-0194	582
259-2415	1016		1050		1151		585
	1020		1056	259-2451	1080		589
	1025		▶1212		1082		592
	1029		▶1214		▶1231	260-0254	279

PART NUMBER INDEX

Part	Page	Part	Page	Part	Page	Part	Page
	283		242	261-3224	1735		▶828
	287		246	261-3226	▶1735	262-2878	296
260-0255	279	260-9236	238		1736	262-3887	475
	283		242		1738	262-4158	534
	287		246	261-3429	59		542
260-0256	279	261-0052	▶49		62	262-4948	23
	283		53		65		▶1707
	482	261-0191	19	261-3430	59	262-5046	23
260-0266	13		20		62		▶278
	15		21		65	262-5236	1716
	▶402		22	261-3650	279	262-5237	1718
260-0443	351		▶53		283	262-5239	1716
260-0445	370		▶55		482		1718
	374		▶57	261-3770	534	262-5240	1716
	378	261-0400	▶484	261-3855	280		1718
	382		▶491		284	262-5490	▶844
260-0446	370		▶498		287	262-5491	844
	374		▶508	261-3857	▶810	262-6754	214
	379		1702		827	262-6880	123
	382		1703	261-3862	▶827	262-7100	102
260-0447	351		1704		845		▶123
	363	261-0410	485	261-3863	827	262-8009	776
	370		492		▶828	263-1493	459
	374		499	261-4911	462		522
	378	261-0411	486	261-5694	1823	263-3217	684
	382		492		1824		686
	386		499		1826	263-4920	59
260-0859	441		509	261-8023	659		65
260-0907	605	261-0412	486	261-8024	660	263-5055	▶71
260-1395	654		493	261-8025	▶660		73
260-1400	▶893		500		1680	263-5374	13
	▶895	261-0413	486		1681		15
	1680		493		1684		17
	1681		500		1685		▶143
	1684	261-0416	▶462	261-9418	534	263-7358	23
	1685		1410		542		▶274
260-1401	893	261-1463	6		548	263-7732	1546
260-1578	182		7		554		1555
260-3158	304		8		560	263-9088	292
	▶595		9		566		294
260-3198	533		10		574		▶1853
	542		11	261-9420	534	264-0010	1546
	548		▶872		542		1555
	554	261-1510	6		548	264-1440	1777
	560		7		554		1781
	566		8		560		1785
	574		9	261-9424	907	264-2226	▶2061
260-7652	325		10	261-9433	907	264-4297	438
	2090		11	261-9434	534		439
260-7653	325		▶939		542	264-5111	595
	2089	261-1515	405		548	264-7029	229
260-8638	533	261-1516	7		554		461
	542		9		560	264-7030	636
	548		▶1424		566	264-7031	612
	554		▶1426		574		636
	560	261-1517	1424		▶907		651
	566		1426	262-0494	176	264-7671	292
	574	261-2893	▶684	262-0558	▶475	264-9879	559
	822		▶686		1150	264-9880	559
260-8902	822		872		1151	265-2834	427
260-8903	822	261-3024	279	262-1352	1827	265-8171	522
260-8904	822	261-3222	1735	262-1421	▶306	265-8218	▶1983
260-8905	822		1807		528	265-8219	▶1948
260-9143	805		524		574		1983
260-9155	1993	261-3223	525	262-1557	827	265-8220	1948
260-9234	238						

PART NUMBER INDEX

Part	Page	Part	Page	Part	Page	Part	Page
265-8221	1948		1252	272-0455	209		628
265-8223	1948		1253	272-5068	1172		635
265-8231	▶1967		1254		1174	273-6469	669
265-8232	1967		1262		1176	274-1716	971
265-8234	1967	269-5352	1235	272-5090	▶1084		974
265-8235	1967		1238		1152	274-1717	971
265-8236	1967		1247		1153		974
265-9091	23		1250		1154	274-1718	971
	▶447		1255	272-5091	1084		974
	▶448		1260		▶1235	274-1953	19
266-0195	216	269-5755	1546	272-5092	▶1088		20
	▶218	269-6348	44		▶1090		22
266-2337	407	270-2481	1860		1152		▶73
	409		1863		1153	274-2392	1752
	▶418		1866		1154		1771
266-2861	292		1872	272-5093	1088	274-3774	482
266-3699	20	270-3561	945		1090		520
	▶102		947		▶1237		612
	▶103	270-6873	527	272-5094	1088	274-3775	518
	▶104		528		1090	274-3776	518
266-4234	1777		574		▶1238		520
	1781	270-7898	1555	272-5098	1113	274-3777	518
	1785	270-9046	▶292	272-5100	1074	274-3778	518
266-4236	1777		▶294	272-5475	766	274-3779	482
266-8577	643		325		770		511
	647	271-1750	844	272-5605	1564		518
	649	271-4571	1600	272-5606	1564		520
	651	271-4577	1444	272-6641	▶334	274-3781	636
266-9266	730		▶1601		363	274-4491	124
	734	271-4578	1442		365		125
266-9281	1827	271-4585	1507		386		127
267-2074	844	271-4586	1507	272-7981	1431		128
267-2075	▶844	271-4587	1525		1434	274-5643	684
267-3741	1555		1526		1437		686
267-3743	1555		1537	272-7990	1295	274-7395	412
267-4087	1179	271-4593	1601		1303		▶438
267-4631	▶50	271-4594	1600		1312	274-7396	412
	51	271-5160	160	272-9800	344		▶439
	52		▶164	272-9896	1716	274-8359	115
267-8338	549	271-5562	164		1718	274-8501	▶827
	554	271-5563	164	272-9897	1716	274-9189	1831
	560	271-5564	164		1718	274-9991	184
	567	271-5565	164	273-0155	493	275-0701	1160
	575	271-6441	▶1430		500	275-0702	▶1160
267-8658	218		1523		509		1172
268-1708	1807		1527	273-1182	971		1174
268-1960	158	271-6442	1430	273-1639	828		1176
	▶205	271-7301	234		▶829	275-1253	225
268-1961	158		238	273-1640	829		227
	▶206		242	273-2128	1640		229
268-2960	218	271-7303	234	273-2130	1600		▶461
	219		238		1601	275-5465	1962
268-6497	459		242		▶1640		1969
	1716		246	273-2598	311	275-5466	1972
	1718	271-7459	▶669	273-2599	311		1974
268-9063	525		1444	273-2999	204	275-5470	1985
269-3947	23		1445	273-3224	784		1987
	▶258	271-8503	▶325		791	275-5471	1985
269-4136	123	271-9062	325		798		1987
269-5346	1239		▶527		805	275-5472	1985
	1243		▶528	273-3239	747		1987
	1245	271-9276	▶325		752	275-5490	▶2041
	1263	272-0390	29		756	275-5727	▶269
269-5348	1237		30		763		950
	1249		32	273-5632	625	275-5797	1614

PART NUMBER INDEX

Part	Page	Part	Page	Part	Page	Part	Page
275-5924	▶2010		1586	283-1137	▶1273		1815
275-5925	▶2011	278-7109	542	283-1603	1723	285-1133	302
275-5926	▶2012		548	283-1604	▶1723	285-1202	▶221
275-5936	▶2034		554		1805	285-3564	628
275-5937	▶2035		560	283-1721	252	285-3570	548
275-5938	▶2036		566		254		554
275-5980	▶2013		575	283-1850	▶1987		560
275-6008	▶2014	278-8185	1972	283-1851	▶1969		566
275-6009	▶2015		1974		1987		575
275-6010	▶2016	278-8186	1965	283-1937	1962	285-3575	▶290
275-6048	▶1999		1972		1969	285-3576	▶290
275-7741	469		1974		1972	285-3602	585
	▶470	278-8965	1720		1974		589
	508	278-8967	1720	283-1938	1962		592
	518	278-8970	1720		1969		598
275-7838	▶1444	278-8974	1720		1972	285-3606	647
275-7840	▶1444	278-8981	474		1974		649
275-7848	747	279-6102	1688	283-1940	▶1988		651
275-7850	766	279-6103	1688	283-1941	▶1972	285-5531	361
276-0478	1422	280-2166	13		1988		362
	1423		▶21	283-9815	361	285-5629	1538
276-3091	225	280-2167	21		362	285-6399	▶348
276-3104	227		▶105	284-0001	1278	285-6400	▶346
	229	280-2691	1735	284-1570	897	285-7275	▶1092
276-3462	▶844	280-3979	65	284-1571	897		1152
276-3607	1405	280-4033	304	284-2327	▶3		1155
276-3649	1470		▶541	284-2409	643	285-7276	▶1096
	▶1650	280-4060	1979	284-2735	▶2		1152
276-3650	1650		▶2017		3	285-7277	▶1100
	▶1651	280-4061	▶2018	284-2987	3		1153
276-4132	125	280-4062	1992		▶305		1155
276-5317	121		▶2019	284-2990	304	285-7278	▶1105
	123	280-4063	1992		305		1153
	124		▶2020	284-2991	305	285-7279	▶1109
	125	280-4064	1992		▶308		1154
	127		▶2021	284-2995	305	285-7280	▶1113
	128	280-4065	▶2022		▶312		1154
276-5726	1172	280-4066	1992	284-2998	305	285-7281	1152
	1174		▶2023		▶628		1155
	1176	280-4067	1992	284-3003	305		▶1676
277-0467	▶335		▶2024		▶647	285-7282	1153
	360	280-4069	▶2025		▶649		1155
277-0468	▶336	280-6800	542		▶651		▶1677
	360	281-0680	▶2026		▶305	285-7283	1154
	361	281-1640	▶65	284-3007	▶608		1156
277-3082	335		71		608		▶1678
	336	281-2725	271	284-3008	608		
	337		▶273	284-3010	▶283	285-7284	1092
	338	281-5972	770		304		▶1239
278-1363	125	281-6452	▶17		305	285-7285	1096
	126	281-7060	17	284-3502	154		▶1241
278-1365	124		▶184		170	285-7286	1042
	130	281-7062	184		173		1100
278-1929	100	281-7608	929		176	285-7287	1105
	105		932	284-3623	523		▶1242
	▶124	281-8261	70	284-3757	▶345	285-7288	1113
278-1938	104		73		398		▶1243
	▶125	282-3731	25		400	285-7289	1109
278-5657	31	282-5042	812	284-4739	▶1847		▶1244
278-5662	19	282-9904	184	284-5790	844	285-7293	1092
	22	283-0130	1525		845		1096
	▶31		1526	284-8533	294		1118
	▶32		1537	284-8954	▶1848	285-7294	1092
278-6470	1578	283-0136	747	284-8955	▶1849		1096
	1582	283-0137	747	284-9055	1813	285-7295	1092

PART NUMBER INDEX

Part	Page	Part	Page	Part	Page	Part	Page
	1096		2047	288-8350	▶1977	292-1312	1350
285-7296	1100	286-2486	939	288-8390	▶440	292-3869	629
	1105		1170		608		636
	1122	286-3219	743		612	292-4307	1388
285-7297	1100		747		629		1391
	1105		752		636	292-6092	2
285-7298	1100		823		647		▶1820
	1105	286-7232	305		649	292-6097	1825
285-7299	1109		▶655		651	292-6107	1826
	1113	286-7245	305	289-2217	309	292-6110	▶1703
	1126		▶670	289-8215	29		1820
285-7300	1109	286-7272	290		30	292-6402	▶1824
	1113		▶525		32		1825
285-7301	1109	286-7273	629	290-0106	524	292-6890	▶1818
	1113		635	290-0461	1375		1820
285-7302	1056	286-7275	548	290-2298	1316		1821
	1092		554	290-2299	1316	292-6893	1703
285-7303	1239		560	290-2301	1317		1705
	1241	286-7276	629	290-2302	1317		▶1863
	1242		635	290-2682	1174	292-6895	1703
	1243	286-7925	347		1176		1704
	1244		▶361	290-2685	1174		▶1866
	1245		▶362		1176		▶1869
	1257	286-9380	1907	290-2688	1174	292-8121	1578
	1258		1908		1176		1582
	1259	287-3049	254	290-2694	1160		▶1626
285-7304	1100	287-3585	712	290-3265	1481	292-8123	1586
	▶1245	287-3679	6		1488		▶1631
285-7305	1239		8		1495	292-8134	305
	1245		10	290-4821	1350		▶548
285-7306	1229		11	290-4822	1350		▶554
	1230		▶953	290-4824	770	292-9237	▶1825
285-7307	1084	287-8013	▶844	290-5780	▶1445		1882
	1131	287-8397	655	290-8160	337	292-9482	1977
285-7309	1074	287-8402	▶1441		338	292-9484	1977
	1113		1470	290-8996	337	292-9485	1977
285-7310	1092	288-0568	1333		338	292-9779	559
	▶1247		▶1336	291-2165	508		568
285-7311	1092	288-0569	1336		522		576
	▶1249	288-1023	603	291-3012	1601	292-9782	152
285-7312	1100	288-1683	548	291-3013	1444	292-9783	152
	▶1250		554		▶1525	292-9911	747
285-7313	1100		560	291-3014	1526		752
	▶1252		566		1537		823
	▶1253		575	291-4392	693	292-9912	756
285-7314	1113	288-1744	▶1850		698		763
	▶1254		▶1851	291-4397	693		▶823
285-7315	1113	288-1772	▶477		698	292-9966	752
	▶1255		1152	291-4398	693		756
285-8423	▶1885		1153	291-4399	693		763
	1887		1154	291-4400	693	292-9967	752
285-8424	▶1887		1155	291-5553	2066		756
	1889		1156	291-5554	2066		763
285-8674	▶1333	288-1773	477	291-5555	2066	292-9968	752
	1443	288-2518	480	291-5556	2066		756
	1444	288-4109	24	291-5558	2066		763
286-0916	608	288-4881	65	291-5560	▶2066	293-2911	1854
286-1092	290	288-4882	65		2088	293-5263	1395
	▶524	288-4883	59	291-5561	2066	293-5328	770
286-1094	548		65	291-6821	13	293-7303	▶1152
	554	288-4884	59		15	293-7304	▶1152
286-1755	1170		65		17	293-7305	▶1153
286-2110	2047	288-8250	▶1990		▶152	293-7306	▶1153
286-2118	2056	288-8251	▶1974	291-8508	1595	293-7307	▶1154
286-2119	2045		1990		▶1609	293-7308	▶1154

PART NUMBER INDEX

Part	Page	Part	Page	Part	Page	Part	Page
293-7309	1152	296-8265	▶1527	298-6962	▶1682	301-5352	▶126
	1155		1682	298-6963	▶1683		131
	▶1670		1683	298-6964	▶1684	301-7980	974
293-7310	1153	296-8266	1527	298-6965	▶1685	301-7981	974
	1155		1529	299-1893	264	301-8685	284
	▶1672	296-8268	▶1529	299-2277	1826		287
293-9130	510		1684	299-4132	950	301-9554	284
294-0058	1483		1685	299-4134	950		287
	1490	296-8269	1527	299-4136	950	302-1410	219
	1497	296-8270	1529	299-4793	1670	302-2177	6
294-0321	1294	296-8271	▶1531	299-4794	1670		10
	1302		1682	299-4797	1672		▶662
	1312		1684	299-4798	1672	302-5668	▶427
294-1072	548	296-8272	▶1533	299-5838	▶1354	302-8170	6
	554		1683		1443		7
294-1153	1354		1685	299-5845	278		8
	1359	296-8275	1533	299-6993	1405		9
294-1154	1354	296-8276	1531	299-7326	14		10
	1359		1533		16		11
294-1155	1354		1535		▶403		▶264
294-1156	1354	296-8281	1531	299-7327	17	303-6325	▶845
294-2251	566	296-8282	1531		▶404	303-6328	845
294-2318	279	297-0831	947	299-9482	978	303-8126	1736
	283	297-1398	1805		1463		1738
	287	297-1813	39	299-9618	549	303-8246	662
294-2319	279	297-2873	170		554	303-8303	8
	280		173		560		11
	284	297-3207	22		567		▶663
	287	297-4902	395		575	304-0355	663
	482		397			304-2740	1785
294-3075	25		398			304-4173	1763
294-3076	25	297-6919	1509				1813
294-5042	1882		1511				1815
	1885		1513	300-2780	▶1703	304-4212	▶1813
294-9162	▶845	297-6920	1509	300-3617	309	304-4540	1525
295-1145	682		1511	300-3618	309		1526
	686		1513	300-3639	308		1537
	▶885	297-6921	1509	300-3640	308	304-5267	1165
295-1146	885		1511	300-5844	290	304-5270	18
295-1299	548		1513		▶1736		▶1165
	554	297-6922	1509		▶1738	304-5687	303
	560	297-6924	1443	301-0038	1807	304-5691	1807
	566		▶1509	301-0104	698	304-5755	1174
	575		▶1511	301-0105	698		1176
295-1300	559	298-2038	3	301-0106	698	304-7223	1519
	567		▶1443	301-0412	1805		1521
	575	298-2497	1452	301-0589	294	304-7224	1523
296-5662	1366		1455	301-2979	666	304-7225	1515
	▶1395	298-2498	1452	301-3018	▶51	304-7226	1515
296-5725	1591		1455		55		1523
	1596		1458	301-4162	▶1826	304-7716	1354
296-6055	348		1460		1885		1359
	▶391	298-2500	▶1578	301-4549	1863	304-8401	862
296-7575	1813		▶1582		1872	304-8652	511
	1815		1682		1875		521
296-7632	217		1684	301-4599	1376	304-8704	838
	▶219	298-2501	▶1586		▶1388	304-8946	▶977
296-7759	330		1683	301-4602	1338		1410
	335		1685		1342	304-9540	1566
	336	298-2502	▶1452		▶1391		1569
296-7786	1444		1683	301-4617	1866	304-9553	25
	▶1526	298-2503	▶1455		1869	305-3684	242
296-8073	▶616		1685	301-4899	▶1763		246
296-8263	1527	298-2518	510	301-5154	1890	305-5522	511
	1529	298-2534	510		1894		522

3

PART NUMBER INDEX

Part	Page	Part	Page	Part	Page	Part	Page
305-9196	55		9	309-0973	325	310-9109	2003
	57		10		▶574	310-9110	▶2003
	▶118		11	309-1059	▶2046	310-9200	▶1980
305-9882	559		▶996	309-1065	▶2056	311-2166	1292
305-9883	559	308-2716	1324	309-1066	▶2045	311-2425	1304
306-0350	568	308-2718	6	309-1119	2045		1312
	576		7		2056	311-3898	1878
306-0351	568		8	309-1129	▶2047	311-7595	2075
	576		9	309-2710	567		2078
306-3998	444		10		575		2081
306-4214	7		11	309-2714	612		2084
	9		▶963	309-2726	305	311-7596	2075
	▶405	308-2720	6		▶529		2078
306-8156	447		7	309-2727	529		2081
	448		8	309-2740	363		2084
306-8927	▶845		9	309-2741	386	311-7597	2075
306-9526	1263		10	309-2748	386		2078
307-0047	325		11	309-4433	294		2081
307-1610	30		▶897	309-5053	1771		2084
307-2338	520	308-2722	▶667	309-5130	402	311-7598	2075
307-2673	119		1285	309-5133	850		2078
307-3245	1237	308-2723	667		856		2081
	1238	308-2724	6	309-8477	863		2084
	1239		7	309-8768	▶672	311-7599	2075
	1245		8		1704		2078
	1247		9	310-3495	978	311-7600	859
	1249		10		▶1358		▶2075
	1250		11		1410		▶2078
	1253		▶1285	310-4307	481	311-7601	859
	1254	308-2725	6	310-4785	1285		▶2081
	1255		7	310-5561	1358		▶2084
	1260		8	310-5562	1358	311-7603	2075
	1262		9	310-5563	1358		2078
	1263		10	310-5991	6		2081
307-4671	518		11		7		2084
	1718		▶1820		8	311-7604	2075
	▶1720	308-2726	▶1819		9		2078
307-6457	1388		1820		10		2081
	1391	308-2727	▶1704		11		2084
307-6458	1388		1820		▶481	311-7605	2075
	1391	308-2729	6	310-6493	1397		2078
307-7603	1274		7		1398		2081
307-8322	124		8	310-7198	1284		2084
	129		9	310-7218	1858	311-7606	2075
	131		10	310-7584	1866		2078
307-9901	950		11		1869		2081
308-2613	1555		▶1733	310-7585	1866		2084
308-2708	1702	308-2730	6	310-7612	35	311-7607	2075
	1705		7	310-7767	1318		2078
	▶1872		8	310-7768	1318		2081
	▶1875		9	310-7769	1318		2084
308-2709	672		10	310-7770	1318	311-7608	2075
308-2710	▶559		11	310-8266	1704		2078
	1733		▶950		1855		2081
308-2711	559	308-3868	1732		▶1858		2084
308-2712	▶1749	308-3869	▶1732	310-8564	1369	312-4125	395
	1872		1807	310-8565	1369		397
308-2713	7	308-4925	1595	310-8566	1369		398
	9	308-6336	▶845	310-8567	1369	312-4790	1525
	▶308	308-8466	996	310-9060	▶1992		1526
308-2714	1285	308-8470	996	310-9061	▶1979		1537
	▶1324	308-8496	897		1992	312-6374	1304
308-2715	6	308-9131	902	310-9106	2003	312-8629	1661
	7	309-0972	3	310-9107	2003	313-1284	1555
	8		▶566	310-9108	2003	313-4573	1902

PART NUMBER INDEX

Part	Page	Part	Page	Part	Page	Part	Page
313-5104	1342	315-8791	1535	315-9203	1359	319-6234	109
313-5472	▶913	315-8805	1444	315-9211	760	319-6688	1525
	915		▶1513	315-9291	1505		1526
313-9198	760	315-8809	1505	315-9315	760		1537
313-9550	210	315-8810	▶1535	315-9319	763	319-6940	1092
314-3063	59		1683	315-9324	760		1097
314-3064	59		1685	315-9326	1590		1101
314-3065	59	315-8814	1505		1595		1106
314-3066	59	315-8815	▶1590	315-9425	1595		1109
314-3067	59		1682	315-9426	1590		1114
314-3068	59		1684	315-9484	1590		1118
314-3069	59	315-8825	▶1458	315-9485	1590		1122
314-3243	1555		1683		1595		1126
314-3985	2090	315-8830	▶1595	315-9970	922	319-6951	1093
314-3986	2089		1683	315-9971	922		1096
314-4018	1706		1685	315-9972	1531		1100
314-5059	▶2027	315-8836	760		1533		1105
314-5163	252	315-8837	763		1535		1109
314-5164	17	315-8840	▶1460	315-9973	1531		1113
	▶252		1685		1533		1118
	▶254	315-8852	1590		1535		1122
314-5216	17		1595	315-9974	1531		1126
	▶227	315-8854	1590		1533	319-7006	589
	▶229		1595		1535		592
314-5274	1903	315-8857	1590	316-1438	1401		598
314-5275	1903		1595		1403	319-7384	337
314-5580	791	315-8858	1590		1555		338
314-5581	791		1595		1661	319-7401	47
	798	315-8859	1590	316-1835	1841		▶133
	805		1595	316-1927	1697	320-2794	▶127
314-5582	791	315-8861	1590	316-4312	1434		131
	798		1595		1437	320-2795	127
	805	315-8862	1590	316-4382	791	320-2796	▶128
314-6409	1980		1595		798		129
314-6413	1980	315-8863	1590		805		131
314-6414	1980		1595	316-5182	1531	320-2797	128
314-7599	176	315-8864	1590		1533	320-7454	947
314-7642	1337		1595		1535	321-0617	1519
314-7644	1337	315-8866	1590	316-6864	260	321-0619	1573
314-7938	1488		1595	317-1109	597		1578
	1495	315-8867	1590	317-2286	922	321-0929	974
314-9582	922		1595	317-2288	922	321-0932	974
314-9614	22	315-8868	1590	317-2547	922	321-5920	1771
	▶35		1595	317-2767	17	321-5952	1771
315-0080	2004	315-8869	1590		▶22	321-5981	1452
315-0081	2004		1595	317-4456	▶2059		1455
315-0082	2004	315-8871	1590	317-5833	1858		1458
315-0083	▶2004		1595	317-8012	612		1460
315-0117	1927	315-8872	1590	317-8014	612	321-6256	576
315-0118	1927		1595	317-8766	47	322-1126	52
315-0119	1927	315-8873	1590	317-9186	267	322-1945	252
315-2615	947		1595		269		254
315-4945	977	315-8874	1505	318-2082	445	322-2018	1555
315-5160	1395	315-8930	703	318-2925	1527	322-2737	1525
315-6110	246		▶760		1529	322-2926	1525
315-8420	1434	315-8994	1590		▶1614		1537
	1437		1595	318-6048	597	322-3152	1445
315-8752	1533	315-8999	1505	319-0144	947		▶1537
	1535	315-9142	1505	319-0785	88	322-3161	1824
315-8755	▶1309	315-9159	1309		90	322-3621	▶303
	1444	315-9161	1309		▶132		568
315-8759	1458	315-9162	1309	319-2833	170		576
	1460	315-9174	760		173	322-3793	▶1538
315-8761	1458	315-9176	760	319-3583	1752		1590
	1460	315-9202	1359	319-6149	1771		1595

PART NUMBER INDEX

Part	Page	Part	Page	Part	Page	Part	Page
322-5504	848		▶1898	330-3495	1752		1908
	850	326-3205	1898	330-3715	156	334-8329	1907
	▶867	326-3803	1359	330-4035	1281		1908
322-5505	867		▶1539	330-4984	1771	334-8332	1604
322-6478	947	326-4234	254	330-5050	▶1812		1609
323-1049	1263		592		1919		▶1652
323-1053	1134	326-4287	309	330-5646	363	335-1304	568
323-3533	1167	326-4512	32		386		576
323-3534	1167	326-5212	1401	330-7802	1820	335-1893	109
323-3535	1167		1403		1821		▶111
323-3536	1167		1555	331-0314	▶1695	335-5218	1582
323-3537	1167	326-7291	▶1326		1703	335-6693	1118
323-3538	1167		1703		1704	335-6694	1118
323-3539	1167		1704		1705	335-6695	1122
323-3540	1167		1705	331-0315	1695	335-6696	1122
323-3543	1841	327-1154	529		▶1790	335-6697	1126
323-3544	1841		670	331-5291	1846	335-6698	1126
323-3545	1751	327-2109	1614		1851	336-2311	▶2039
323-3750	982	327-4309	902		▶1852	336-3566	1853
323-3752	982	327-4485	▶464	331-6206	677	336-3655	1285
323-3753	982		1152	331-6210	677	336-3656	1285
323-4071	848		1153	331-9011	363	336-4317	568
	850		1154		387		576
	853		1155	332-2178	1614	336-7235	327
	856		1156	332-2398	1262		328
323-8451	▶52	327-5450	1899	332-2399	1262	336-7877	2005
	57	327-6917	▶1760		1263	336-7878	2005
323-9531	878		1820	332-2401	1260	336-7879	2005
	880		1821	332-2402	1260	336-7880	2005
324-3641	267	327-8026	▶340	332-2403	1260	336-7881	2005
	269		1339	332-2404	1260	336-9313	867
324-6804	114		1343	332-6679	1800	336-9318	860
325-0130	▶397	327-9346	902	332-6900	1800		867
325-0132	▶1815	327-9347	902	332-7298	34	336-9437	919
325-0195	▶1905	328-2264	1812	332-9402	▶337	336-9438	919
325-1551	670	328-2929	254		367	336-9440	982
325-7180	1705	328-3051	892	333-2014	899	336-9442	982
	▶1894	328-3052	906		▶906	337-0870	3
325-7221	982	328-3055	895	333-2427	▶287		▶305
325-7222	982	328-3080	2		305	337-0950	▶2005
325-7233	982		▶899	333-8153	1738	337-3452	▶2006
326-0254	1285	328-4236	101	333-9673	982	337-3453	2006
326-0632	978		▶129	333-9674	982	337-3454	2006
326-0633	978	328-4238	129	333-9675	982	337-3455	2006
326-0634	978		▶130	333-9676	982	337-5191	363
326-0635	978	328-4242	103	333-9677	982		387
326-0636	978		▶131	333-9678	982	337-5269	▶722
326-1643	231	329-0416	1526	333-9679	982		723
326-1831	978	329-4511	115	333-9680	982	337-5270	722
326-1832	978	329-4997	1781	333-9683	982		723
326-3071	1703		1785	333-9684	982	338-0915	1563
	1704	329-5778	739	333-9685	982	338-1105	1556
	1705	329-8109	9	333-9686	982	338-2051	832
	▶1756		10	333-9687	982		▶836
326-3073	1703		11	333-9688	982	338-2116	836
	1705		▶978	333-9967	1160	338-3453	449
	▶1859	329-8110	978	334-0895	1604	338-3454	448
326-3092	1807	329-9287	531		1609		▶449
326-3191	1682	329-9288	9	334-4603	2088	338-8544	999
	1684		10	334-5410	▶343	339-0313	926
	▶1716		11		378		1662
326-3193	1683		▶531		387		1663
	1685	329-9915	310	334-6832	95	339-0314	1662
	▶1718	330-3409	306	334-6836	717		1663
326-3198	1705	330-3410	306	334-8328	1907	339-4361	1439

PART NUMBER INDEX

Part	Page	Part	Page	Part	Page	Part	Page
	1441		▶612		▶367	349-4506	1131
339-4477	1734	345-0521	612	346-3838	346	349-4507	▶959
339-8271	305	345-0522	346		348		1155
	▶598		347		▶368		1156
339-8272	598		348	346-3840	346	349-4508	▶964
339-8790	840		▶365		347		1155
340-1119	305	345-0523	346		348		1156
	▶482		347		▶369	349-4511	1230
340-1120	482		▶386	346-3842	▶1766	349-6239	176
340-6776	1178	345-0527	305	346-3843	▶1767	349-6242	176
340-6777	1180		▶308	346-3850	1705	349-7701	1766
340-6779	1257	345-0529	305		▶1800	349-7704	1767
	1258		▶312	346-5571	▶723	349-8642	1767
	1259	345-0530	305		805	350-9957	▶398
340-6919	1183		▶309	346-5572	723	350-9958	▶400
	1197	345-0533	▶1802	346-6095	1545	350-9959	522
	1230	345-0534	▶309		▶1555	350-9960	346
	1197		1802	347-0382	308		347
340-6920	1197	345-0535	▶309	347-0385	312		▶467
340-6921	1183	345-0536	▶310	347-0404	309	350-9961	▶459
341-1652	1183	345-2259	312	347-1738	850		1802
341-1653	1183	345-2260	312		856	351-1901	1800
341-1654	1230	345-2260	312	347-4165	176	351-5778	805
341-6644	723	345-3928	1470	347-4755	805	351-6537	176
341-6804	42	345-3929	1470	347-4784	1785	351-6538	176
	▶46	345-3930	3	347-7102	1807	351-9049	176
341-8964	13		▶1444	347-7407	722	351-9918	327
	15	345-3931	1444	347-9427	▶338	351-9958	1875
	17		▶1505		362	351-9959	1875
	▶95	345-3932	1444		367	351-9960	1869
342-1185	▶1118		▶1470	348-5952	308	351-9961	1869
	1152	345-3933	1444	348-5953	308	351-9962	1869
342-1186	▶1122		▶1545	348-7743	101	351-9963	1875
	1153	345-3934	▶1311	348-8181	1894	352-3790	176
342-1187	▶1126		1444	349-1178	637	352-3791	176
	1154	345-3935	▶1437	349-2530	523	352-3792	176
342-1188	1118		1444	349-2533	523	352-3793	176
	▶1257	345-3936	▶805	349-3904	885	352-5457	192
342-1189	1122		1444	349-4476	1134	352-5477	192
	▶1258	345-3943	▶1359	349-4477	1134		196
342-1190	1126		1444	349-4479	1134	352-7837	196
	▶1259	345-3951	1470	349-4484	4	352-8266	▶3
342-5983	1511	345-3952	1312		▶1155	352-8271	▶4
342-5985	1419	345-3953	763	349-4485	4	352-8272	▶4
342-5986	1415	345-3954	763		▶1155	352-8273	▶4
343-1820	176	345-3956	1470	349-4486	▶1156	352-8274	▶4
343-2263	1513	345-3958	1470	349-4487	▶1131	352-8275	▶5
343-3145	1869	345-3959	1470		1155	352-8276	▶5
	1875	345-3960	703		1156	352-8277	▶5
343-3146	1802		▶763	349-4488	▶1134	353-1634	1767
	▶1807	345-3964	805		1155	353-4515	666
343-3147	1807	345-3967	1505		1156	353-5125	119
343-5430	999	345-3969	1470	349-4489	1134	353-5126	119
343-5527	231	345-3981	1471	349-4491	1134	354-7387	▶1889
343-6501	523	345-4455	518	349-4492	1131	356-3417	▶1705
343-6813	1688	345-4456	520		▶1260		
343-8115	77	345-4457	520	349-4493	1131		
343-8121	77	345-4460	▶518	349-4494	1131		
343-9866	32		1705	349-4495	1131		
345-0509	636	346-3822	2	349-4496	1131		
345-0510	305		▶1821	349-4497	1131		
	▶635	346-3826	▶1705	349-4499	1134		
345-0516	▶325		1821		▶1262		
345-0519	348	346-3830	▶464	349-4500	1134		
	▶363		859		▶1263		
345-0520	305	346-3833	347				

MEMORANDA



**SEBP3906-33
VOLUME II
Pages 891-1396**

988H Wheel Loader

BXY1-Up